

# Indiana Forest Stewardship Coordinating Committee



12/28/2015

Stewardship Committee Meeting

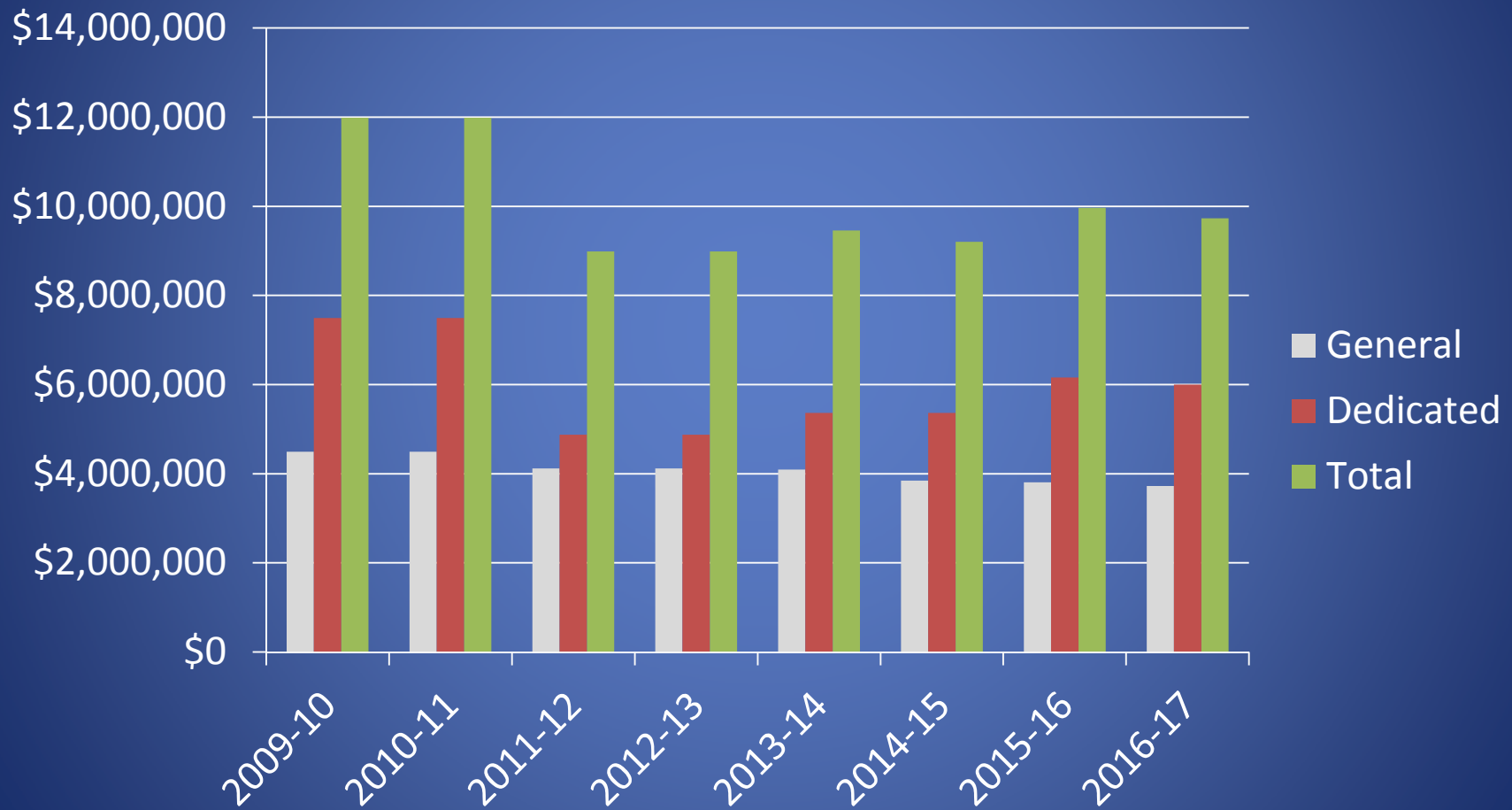
1



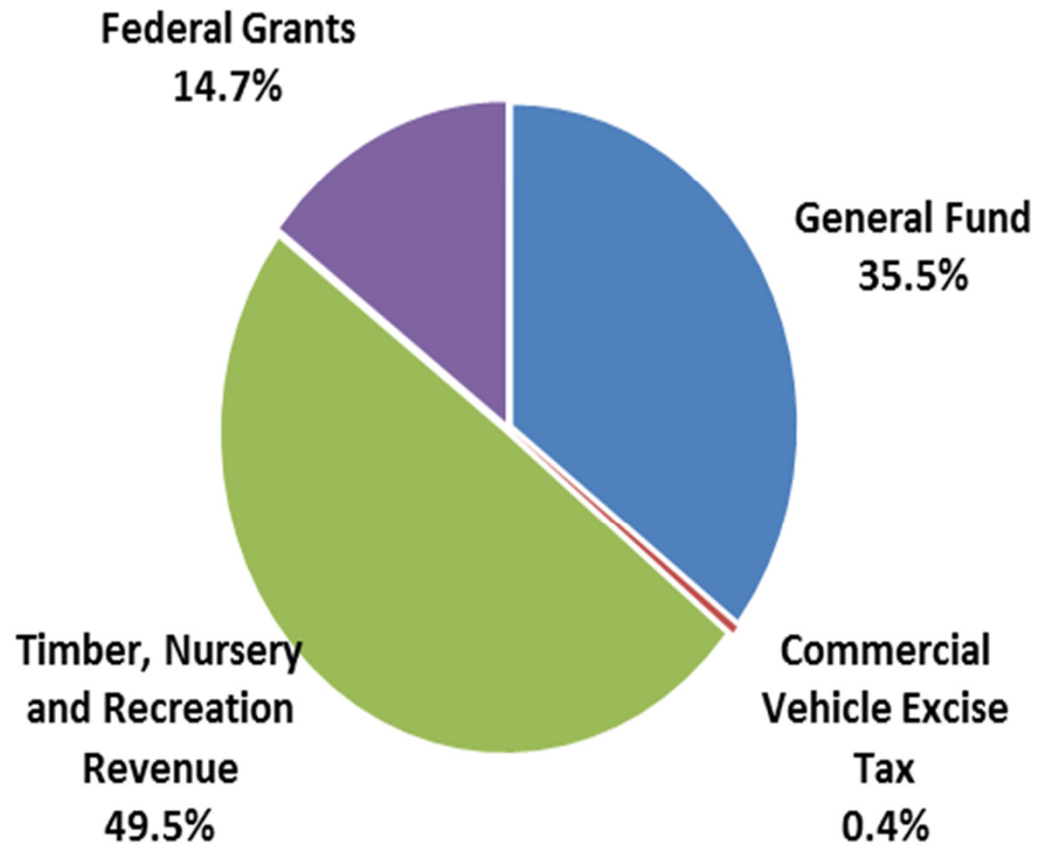
# Division of Forestry

- State Forest Section
- Nursery Section
- Cooperative Forest Management Section
- Special Programs Section- Urban, GIS, Industry & Education
- Personnel - Professional = 81  
Support = 49  
Total = 130  
Intermittent = 100

# DNR Division of Forestry Annual Budget



# Forestry Division Funding FY15



GF 42%	\$	3,841,210.00
DF 58%	\$	5,363,104.00
Total	\$	9,204,314.00

## Forestry Prop Tax - Gen Fund History

	<u>Prop Tax</u>	<u>Gen Fd</u>	<u>Total</u>		
FY 98	3,375,202	1,232,844	4,608,046		<b>98 - 09</b>
FY 99	3,886,938	1,240,924	5,127,862		<b><u>12-Yr Avg</u></b>
FY 00	3,738,146	1,954,000	5,692,146	Total	67,976,426
FY 01	4,594,751	1,954,000	6,548,751	<b>Average</b>	<b>5,664,702</b>
FY 02	4,147,354	1,721,307	5,868,661		
FY 03	3,003,743	275,000	3,278,743		<b>04 - 09</b>
FY 04	5,933,768	458,784	6,392,552		<b><u>6-Yr Avg</u></b>
FY 05	5,887,218	452,263	6,339,481	Total	36,852,217
FY 06	4,929,952	1,000,984	5,930,936	<b>Average</b>	<b>6,142,036</b>
FY 07	3,633,477	1,001,224	4,634,701		
FY 08	4,752,829	537,227	5,290,055		<b>06 - '09</b>
<b>FY 09</b>	<b>4,989,738</b>	<b>3,274,753</b>	<b>8,264,491</b>		<b><u>4-Yr Avg</u></b>
FY 10	737,884	4,045,128	4,783,012	Total	24,120,184
FY 11-est	15,000	3,820,398	3,835,398	<b>Average</b>	<b>6,030,046</b>
FY 12-est	0	4,114,649	4,114,649		
FY 13-est	0	4,114,649	4,114,649		

1 Prop Tax to Forestry Ended 12-31-08

## Current Division Open Positions

DNR - Forestry CFM Staff	10004119	Broad Band Executive	Special Programs
DNR - Forestry CFM # 3	10004225	Forester Specialist 2	District Forester
DNR - Forestry CFM # 11	10005494	Office Manager 3	Office Manager
DNR - Forestry GreeneSullivan	10004209	Forester 3	Resource Specialist
DNR - Forestry Martin	10005615	Office Manager 3	Office Manager
DNR - Forestry Yellowwood	10004196	Property Manager 3	Asst Property Manager
DNR - Forestry Yellowwood	10004216	Forester Specialist 2	Resource Specialist/supervisor
DNR - Forestry Deam Lake	10004155	Sewage Disposal Oper 2	STP Operator
DNR - Forestry Deam Lake	10005674	Forester 3	Naturalist/Resource Specialist
DNR - Forestry Starve Hollow	10004208	Property Manager 3	Asst Property Manager
DNR - Forestry Fire HQ	10054348	Forester 3	Wildfire Coord/Resource Specialist
DNR - Forestry Urban Forestry	10004121	Program Director 1	CUF Coordinator
DNR - Forestry Education	10004131	Natural Sciences Manager 1	Education
DNR - Forestry FRI	10004111	Appl Syst Analyst/Prog Int	GIS Coordinator
DNR - Forestry FRI	10054347	Forester 3	FRI Resource Specialist
DNR - Forestry JasperPul Nrsry	10004254	Laborer 3	Laborer
DNR - Forestry Vallonia Nursry	10004245	Laborer Sup 5	Laborer Supervision
DNR - Forestry Vallonia Nursry	10004249	Laborer 3	Laborer

18 position/14%

\$767,603.00






# CHANGE MANAGEMENT

12/28/2015

Stewardship Committee Meeting

7





“I can accept failure, everyone fails at something. But I can’t accept not trying.” –Michael Jordan

“Everybody has accepted by now that change is unavoidable. But that still implies that change is like death and taxes it should be postponed as long as possible and no change would be vastly preferable. But in a period of upheaval, such as the one we are living in, change is the norm.” --Peter F. Drucker

“If you want to make enemies, try to change something.” - Woodrow Wilson



# Division's Strategic Plan 2015-2019

- Maintain current allowable harvest of 12-14 million bd ft
- Grow recreational opportunities system wide
- Maintain quality of the Classified Forest & Wildlands Program – 746,000 acres + 12,000 new acres per year
- Continue to invest in our eResources Forestry Exchange website – Forestry Exchange, INFRMS and soon Tree Seedlings

# Division's Strategic Plan 2015-2019

- Continue to provide urban forestry educational opportunities, Tree Stewards, continuing ed.
- Conservation education – Teachers Institute, PLT
- 2-3 million nursery production
- Support and train local and state personnel on wildland fire use and suppression.
- Consideration of additional revenue opportunities beyond timber sales – recreation, fees for services, rentals.



**\*\*If you are using Internet Explorer version 11, please switch to an earlier version of Internet Explorer or Chrome or Firefox application is not currently compatible with Internet Explorer 11.\*\***



[www.INForestry.org](http://www.INForestry.org)

- Forestry Exchange
- INFRMS
- Conservation Go Point

↑  
On-line  
nursery  
sales coming  
2015

**Welcome to  
eResource Management  
Services**

**by the  
Indiana  
Division of Forestry**

# Forest Resources

- **FIA**

- Partially federally funded
- Covers entire state
- Covers all ownerships
- 1 plot/6,000 acres
- Data updated annually
- Comprehensive report every 5 years (new one will be dated 2009-2013...in review)

- CFI programs currently on a 5 year plot remeasurement cycle
- FIA slipped to a 7-year cycle starting 2014
- Annually measure approximately 200 FIA field plots, 500 Classified Forest plots, 800 Property plots
- Avenue to go DNR-wide with inventory
  - pilot project started with parks/reservoirs

- **CFI Properties**

- State forest properties
- 1 plot/40 acres
- @Half way complete with first re-measurements
- Comprehensive reports
  - 2008-2012 available online (2009-2013 also completed)
  - (2010-2014 data processed, analysis/report to start soon)

- **CFI Classified Forests**

- Private lands in classified forest and wildlands program
- 1 plot/200 acres
- Third year of plot establishment completed
- First report maybe this year (depends on statistical reliability with only 60% sample)



- **Current Forest Inventory Section Staff:**

- Supervisor – database management, analysis/reporting, quality control/training, personnel/fleet management, purchasing, special projects (PI QA plots, logged area utilization studies, ...), GIS/map-making for Classified and Property plots, some field production work, etc.
- Photo Interpreter – mainly FIA, plot package preparation, GIS work determining forest/non-forest status (@1,000 plots annually)
- Inventory Foresters – 4 dedicated solely to inventory and another shared position

**Avenue to go DNR-wide with inventory –  
pilot project started with parks/reservoirs**

**Would need additional staff of approximately 2-3 inventory foresters and some shifting of responsibilities from supervisor to “Lead Inventory Forester,” photo interpreter and/or new technologies (i.e. iPads with real-time maps)**

# Highlights of Property Report

- 156,062 total acres; 150,681 forested acres with the balance in non-forest (i.e. campgrounds) and water
- 96% of the forested acres are hardwoods
- 91% of the forested acres are sawlog-sized stands
- Forests contain 59.2 million live trees
- Sugar maple trees and seedlings are more abundant than any other species
- 339.1 million cubic feet of total live tree volume
- 1.392 billion board feet (International ¼ inch) of sawlog volume
- White oaks followed by red oaks are the species groups with the most sawlog volume
- Half of the sawlog volume is considered grade 1 or 2
- Annual net growth (gross growth less mortality) exceeds harvest
- Multiflora rose, Japanese honeysuckle, and stiltgrass are the most common invasive species with bush honeysuckle, bittersweet, ailanthus, garlic mustard, and others present and of concern



# **Hardwood Economic Development Strategies**

**Job Retention/Growth in Primary &  
Secondary Manufacturing  
Marketing/Promotion and Job  
Development  
Industry Recruitment/Development  
of New Business**

# International Activities

## Trade Shows

- ❖ International Wood Furniture Show - Dubai, U.A.E.
- ❖ International Furniture Manufacturing & Supply Fair - Chengdu, China
- ❖ ForMobile Trade Fair- Sao Paulo, Brazil
- ❖ Intermob Trade Show – Istanbul, Turkey
  - Over 180 trade leads were generated from the shows for lumber, logs & veneer
  - Hosted 5 Importers & Manufactures requiring product – over \$500,000.00 in sales of lumber & veneer!



# Domestic Activities

- ❖ **Multiple Presentations to Industry & Landowner Groups**
  - Emerging International Markets
  - Hardwood Industry Data & Economic Impact
- ❖ **Industry Recruitment and Support on Existing & New Businesses**
  - Supported numerous business expansions & new businesses opportunities
- ❖ **Hardwood Industry Data & Publications**
  - Working in conjunction with Purdue and IU to update hardwood facts
  - 2014 Indiana Forest Products Price Report and Trend Analysis

# Forest Products

- Forest Stewardship Council® (FSC) Chain of Custody (COC) Group Membership
  - Manage group of primary/secondary wood product companies
  - Allows companies to purchase/sell products with an FSC (increases market share)
  - 52 primary members / 20 secondary members
  - \$10 million in sales of FSC products annually



# Forest Products

- Training and Technical Assistance
  - Coordinated 2200 hours of training to over 280 individuals in 2014
  - Provided 1,235 technical assists (103/month) covering a variety of forest industry topics

# State Wide Urban Forestry



12/28/2015

Stewardship Committee Meeting

20



# Community Sub Grants



- Funding for communities to:
  - Inventory publicly owned land and ROW
  - Develop management plans/ ordinances
  - Plant trees
  - Develop publications
  - Provide training/education

Average: \$100-200,000/year

Reach: 8-20 recipients based on requested amounts and number of applications

# Technical Assistance

- State Regions
- Counties
- Councils of governments
- Municipal governments
  - Public works
  - Planners, designers
- Local non profits
- Individual citizens



# Moving Forward

- Continue Urban Forestry Grants to communities
  - 10-16 grants annually focus on inventory and management planning, EAB mitigation
- Stormwater and Trees Roundtable to address trees as part of Green infrastructure implementation in Indiana
- Provide International Society of Arboriculture (ISA) Tree Risk Assessment Qualification (TRAQ) and/or ArborMaster workshop(s) for municipal foresters and arborists, industry professionals, and nonprofit tree groups



# Moving Forward

- Continuation of the Tree Steward program
- Support Indian Urban Forest Council
- Provide assistance and logistics support to State Entomologist and Purdue Extension with Forest Pest Outreach and Survey Program (FPOSP) Early Detector trainings for Citizen science reporting of invasive species.