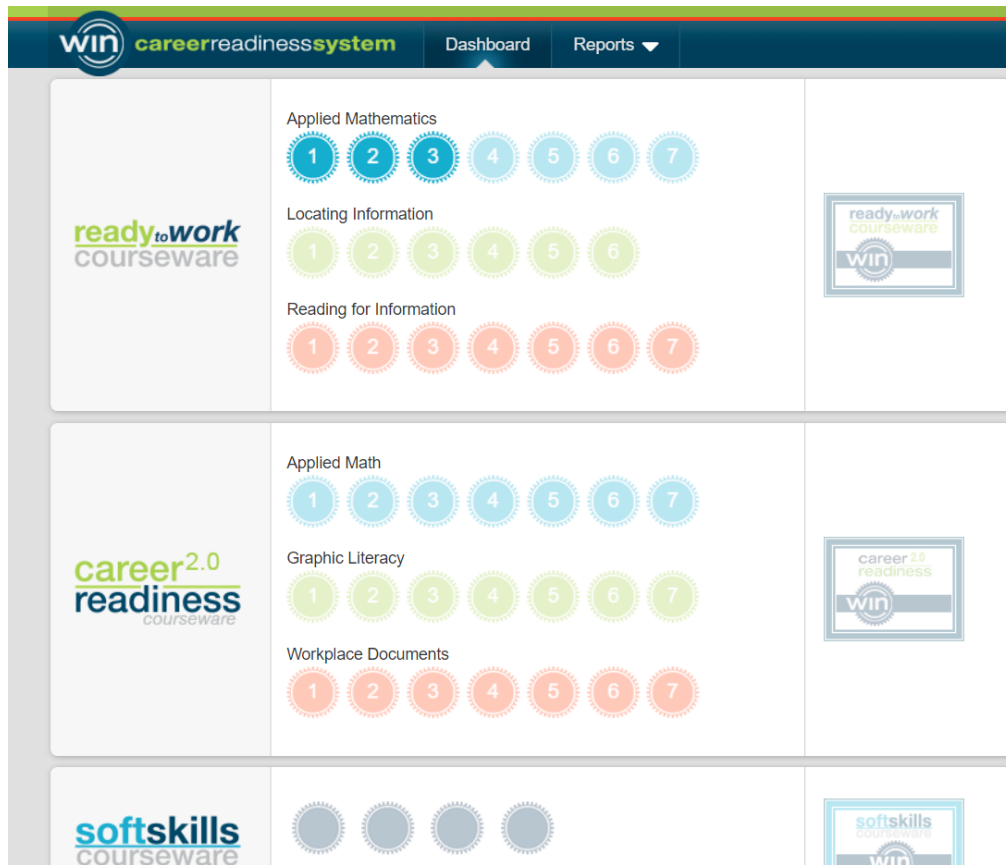



1. Log in to the WIN website (www.wincrsystem.com). Type in your username and password (this is case sensitive), and then click Log In.



Your screen will look like this (see below) once you log in. Click on "career readiness 2.0" to view the requires assessments.




2. Take the placement tests for the Applied Math, Graphic Literacy and Workplace Documents.

The screenshot shows the 'Career Readiness 2.0' dashboard. At the top, it says 'Welcome back, Jane' and 'User Profile'. Below the navigation bar (Dashboard, Reports), there are three main sections: 'Applied Math', 'Graphic Literacy', and 'Workplace Documents'. Each section has a 'Placement Test' button and seven level buttons (Level 1 to Level 7). Three red arrows point to the 'Placement Test' buttons for each section.

The placement tests will test you on your understanding of the subject level by level. There are 7 levels total. In order to move to the next level, you must complete the test at 80% or higher. Don't worry if you cannot complete some of the higher levels, this is just a placement test to see how much you already know. Notice, at the top of the screen there is a Glossary / Key word icon and a Formula Sheet icon. If you come across any confusing words, or need a formula for converting measurements etc, try utilizing these. There is also a calculator icon near the answers for you to use.

The screenshot shows the 'Applied Math Level 1 - Placement Test' interface. At the top, there are navigation buttons: 'KEY WORDS', 'FORMULA SHEET', 'LANGUAGE', 'MENU', a speaker icon, a question mark icon, and 'EXIT'. The main question is 'What do the symbols in the box mean?' with a text input field containing '10#'. A calculator icon is highlighted with a red box. On the right, there are four multiple-choice options: 'A) at ten', 'B) number ten', 'C) ten hash', and 'D) ten pounds'. A 'SUBMIT' button is at the top right.

3. Once you have completed the Placement tests, the levels below will become accessible to you. These levels are lessons that will teach you the fundamental skills followed by tests to ensure you understand the material. Pass as many levels as you can with an 80% or higher. Anything less than an 80% it will stop you from moving on. You are required to test at least at a level 3 or higher.



**Applied Math**

Placement Test

Level 1 Level 2 Level 3 Level 4 Level 5 Level 6 Level 7

**Graphic Literacy**

Placement Test

Level 1 Level 2 Level 3 Level 4 Level 5 Level 6 Level 7

**Workplace Documents**

Placement Test

Level 1 Level 2 Level 3 Level 4 Level 5 Level 6 Level 7

Example: Level 1 Math

careerreadiness powered by win KEY WORDS FORMULA SHEET LANGUAGE MENU ? EXIT

# Applied Math

Level 1 - Pretest

Question 1 of 10 **CHECK**

What do the words and symbols in the box mean?

4 bolts @ 16¢

A) four bolts are sixteen cents

B) four bolts at sixteen cents

C) four bolts are sixteen percent

D) four bolts at sixteen percent

Page 4 of 178