

# Anthem digital ID cards

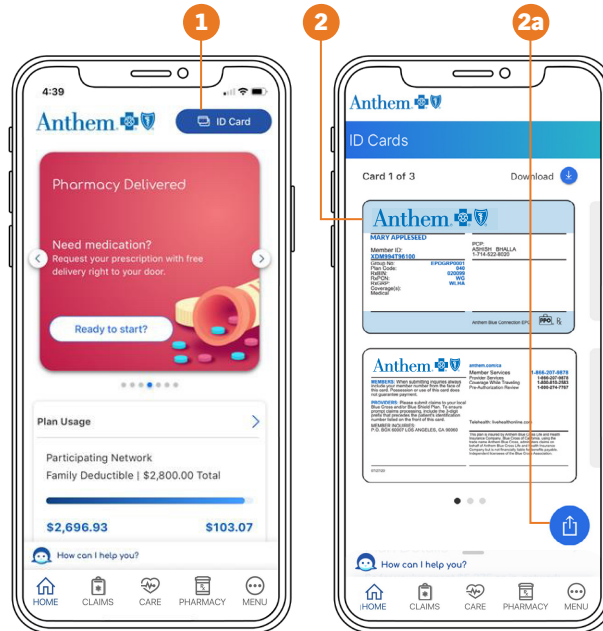


An easy, step-by-step guide

With a digital ID card you'll never have to search for your member ID card because it's always available on your mobile device or computer. Share it with your doctor over email, fax, or download. It's convenient, and you can be confident that your health plan information and details are always up-to-date.

## Access your digital ID card on the Sydney Health app:

- 1 Select the ID card button at the upper right corner
- 2 View your ID card(s) or switch to dependent view, as appropriate
- 2a Print, email, fax, or download your ID card(s)



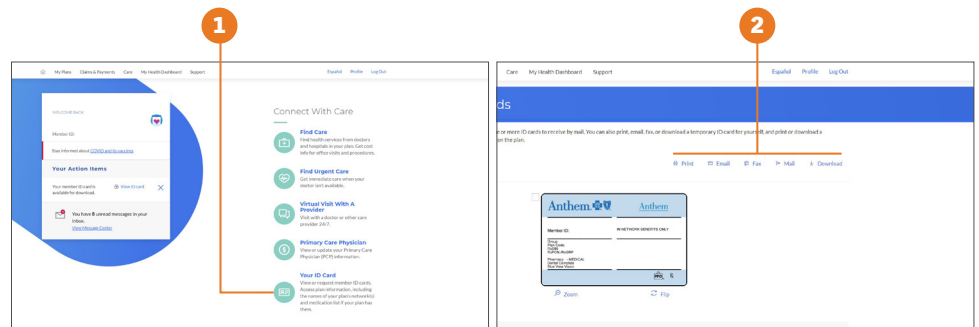
Download the Sydney Health app today in the Google Play or Apple App Store



When you download your card on the Sydney Health app you can securely access it 24/7, online or offline.

## Access your digital ID card on anthem.com

- 1 Select the ID card icon in the bottom right corner
- 2 Print, email, fax, mail, or download your ID card(s)



**If you have questions, go to Live Chat**

You can find all the information you need about your healthcare benefits by chatting with an Anthem representative in real-time. Use the Sydney Health app or log in to anthem.com to start a Live Chat.

Anthem Blue Cross and Blue Shield is the trade name of: In Colorado: Rocky Mountain Hospital and Medical Service, Inc. HMO products underwritten by HMO Colorado, Inc. In Connecticut: Anthem Health Plans, Inc. In Georgia: Blue Cross Blue Shield Healthcare Plan of Georgia, Inc. In Indiana: Anthem Insurance Companies, Inc. In Kentucky: Anthem Health Plans of Kentucky, Inc. In Maine: Anthem Health Plans of Maine, Inc. In Missouri (excluding 30 counties in the Kansas City area): RightCHOICE® Managed Care, Inc. (RIT), Healthy Alliance® Life Insurance Company (HALIC), and HMO Missouri, Inc. RIT and certain affiliates administer non-HMO benefits underwritten by HALIC and HMO benefits underwritten by HMO Missouri, Inc. RIT and certain affiliates only provide administrative services for self-funded plans and do not underwrite benefits. In Nevada: Rocky Mountain Hospital and Medical Service, Inc. HMO products underwritten by HMO Colorado, Inc., dba HMO Nevada. In New Hampshire: Anthem Health Plans of New Hampshire, Inc. HMO plans are administered by Anthem Health Plans of New Hampshire, Inc. and underwritten by Matthew Thornton Health Plan, Inc. In Ohio: Community Insurance Company. In Virginia: Anthem Health Plans of Virginia, Inc. trades as Anthem Blue Cross and Blue Shield in Virginia, and its service area is all of Virginia except for the City of Fairfax, the Town of Vienna, and the area east of State Route 123. In Wisconsin: Blue Cross Blue Shield of Wisconsin (BCBSWI), underwrites or administers PPO and indemnity policies and underwrites the out of network benefits in POS policies offered by CompCare Health Services Insurance Corporation (CompCare) or Wisconsin Collaborative Insurance Corporation (WCIC). CompCare underwrites or administers HMO or POS policies; WCIC underwrites or administers Well Priority HMO or POS policies. Independent licensees of the Blue Cross and Blue Shield Association. Anthem is a registered trademark of Anthem Insurance Companies, Inc.

# Switching to an Anthem digital ID card

An easy, step-by-step guide

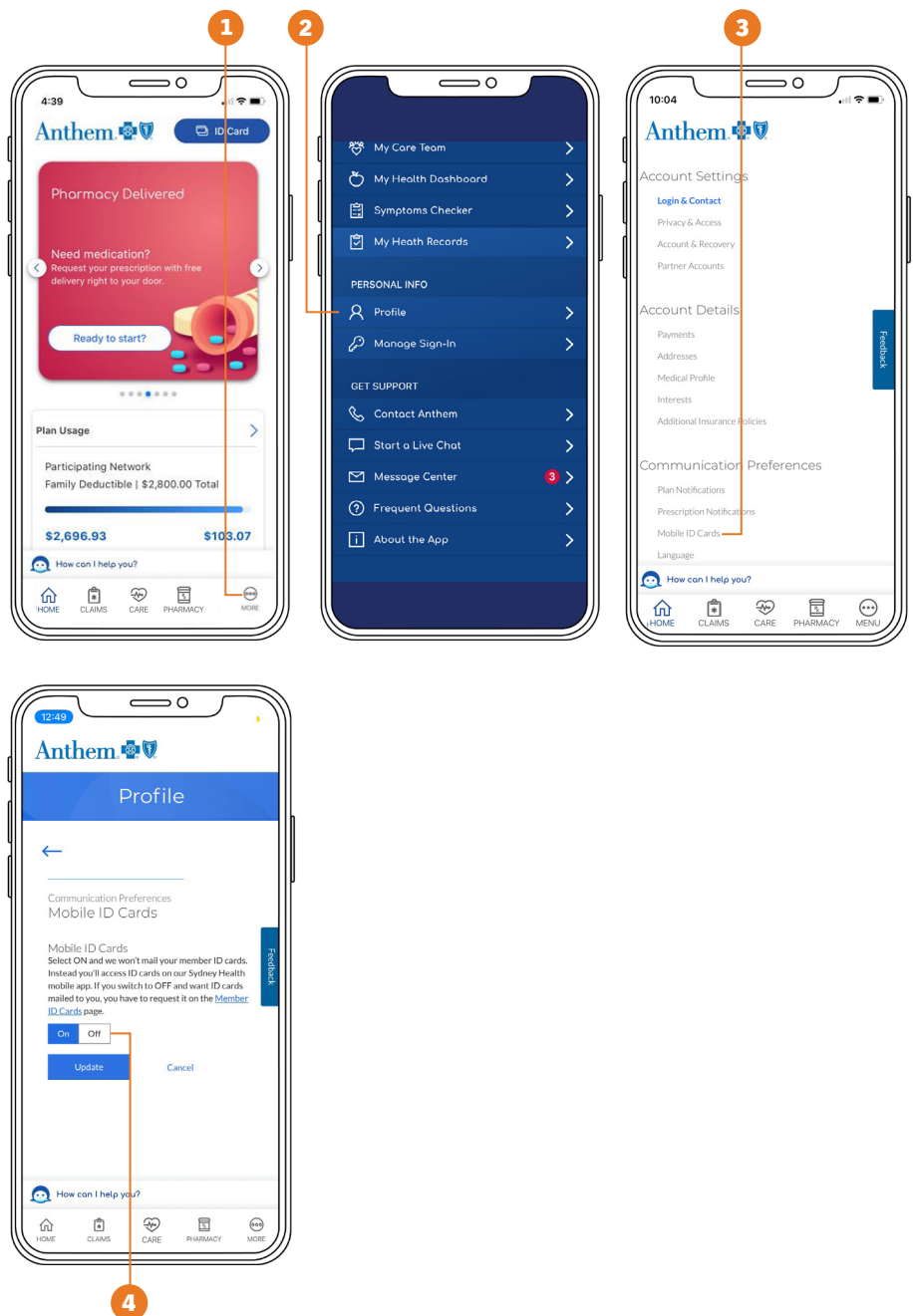
You can use the Sydney Health app, or visit [anthem.com](http://anthem.com) to update your communication preferences to a digital ID card. Your information will always be up-to-date and ready to share.

## Opt-in to a Digital ID card on the Sydney Health app

- 1 Select "More"
- 2 Go to "Profile" under "Personal info"
- 3 Select "Mobile ID cards" under "Communication preferences"
- 4 Select preference and update (On=Digital, Off=Printed cards mailed)

Your digital ID card works the same as a physical one, but it's always current and you have secure access 24/7.

Download the Sydney Health app today in the Google Play or Apple App Store

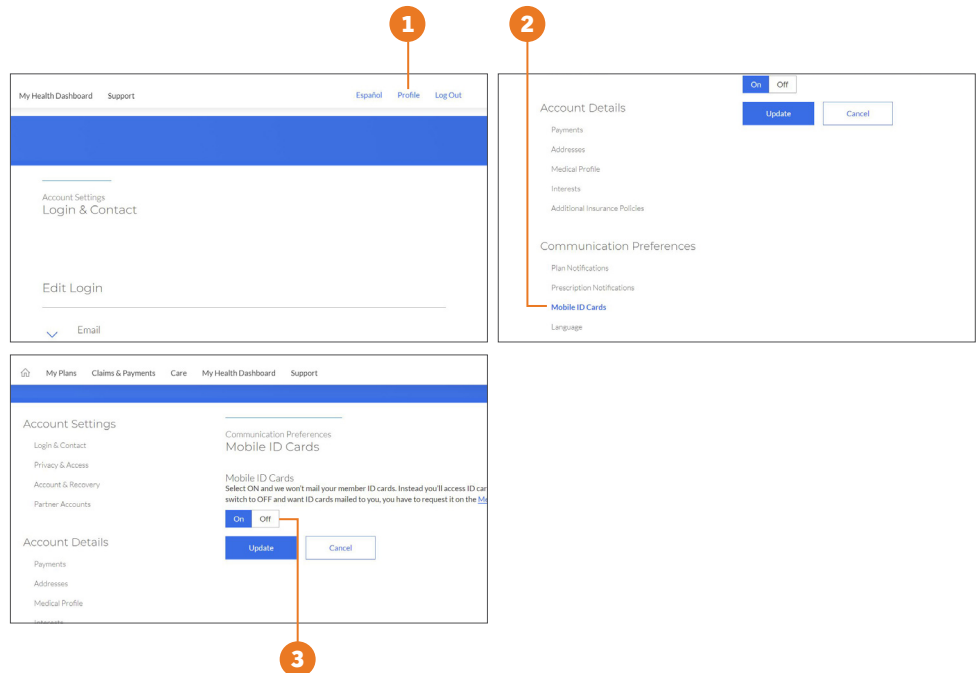


Available on the App Store | GET IT ON Google Play

# Switching to an Anthem digital ID card

## Opt-in to a Digital ID card on anthem.com

- 1 Go to "Profile" located in the upper right-hand corner
- 2 Select "Mobile ID cards" under "Communication preferences"
- 3 Select preference and update (On=Digital, Off=Printed cards mailed)



**If you have questions, go to Live Chat**

You can find all the information you need about your healthcare benefits by chatting with an Anthem representative in real-time. Use the Sydney Health app or log in to anthem.com to start a Live Chat.