

2024-2025 IREAD Results

August 13, 2025

TODAY'S AGENDA

Items to Note Before Diving In

2024-2025 Literacy Data

Top Two Tactics Showing ROI

Additional, Ongoing Supports

Local Celebrations



Items to Note Before Diving In



@EducateIN

ITEMS TO NOTE BEFORE DIVING IN

Each table includes raw data for the 2024-2025 IREAD assessment, which measures foundational literacy skills.



Results do not include data from I AM, the accountability assessment for students with significant cognitive disabilities (participation is capped at 1% of students).

- Pass rates include third grade students who passed in either the **spring or summer retest of their third grade year or during their second grade year.**
- All schools test **in person and electronically**, unless an accommodation is required.

ITEMS TO NOTE BEFORE DIVING IN CONT.

New policies in the 2024-2025 school year to support increased literacy

- All second graders now **participate** and, going forward, will have **five opportunities** to pass IREAD prior to fourth grade, with **targeted supports in between**
- Third grade students who do not pass in the spring have **two summer retest opportunities**
- Second graders who score “At Risk” and third graders who “Did Not Pass” have access to **summer school support** with a **science of reading-trained instructor**
- **To ensure they receive ongoing intervention and support, any student** who does not pass IREAD in third grade, including students who receive a Good Cause Exemption, **retest each spring and summer** until they pass or are promoted to seventh grade

UNDERSTANDING READING VS ENGLISH/LANGUAGE ARTS (ELA)

READING PROFICIENCY

- Assessed in grades 2 and 3 via **IREAD**
- Measures **foundational reading skills**, including phonemic awareness, phonics, vocabulary, comprehension, and fluency
- Results announced each **August**

ELA PROFICIENCY

- Assessed in grades 3-8 via **ILEARN**
- Measures **reading foundations, reading comprehension, writing, and communication and collaboration**
- Results announced each **July**

To be strong in ELA, students must have a *solid reading foundation*; however, the ELA assessment covers more than just reading.

2024 NAEP READING DATA

NAEP – also known as the Nation's Report Card – is the only assessment that can be compared state to state.



6th

in the nation

(Up 13; Fourth Grade Reading)



6th

in the nation

(Up 11; Eighth Grade Reading)

**Highest Indiana has ever
ranked in fourth grade reading.**



2024-2025 Literacy Data

2024-2025 IREAD RESULTS: STATEWIDE SUMMARY

Statewide: Nearly
5 percentage point
increase in *one year*!

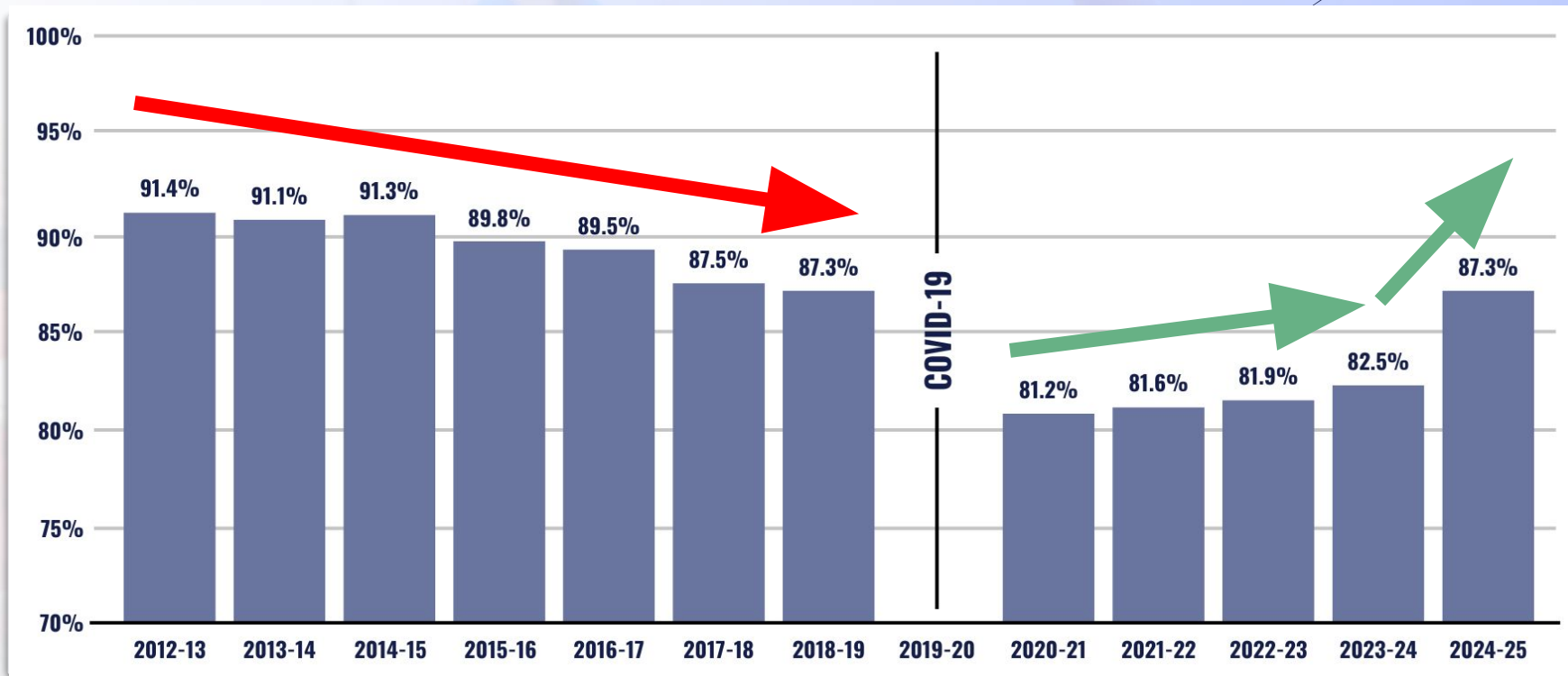
87.3% of Indiana third graders are proficient in foundational reading skills.

- This represents **73,500 third graders** out of 84,163 total.
- Compared to the number of students reading last year, this is an additional **6,000 students**.
- Statewide, proficiency rates for students increased **nearly 5 percentage points**, the *largest single-year increase* since the assessment began in 2013.



THIRD GRADE IREAD RESULTS: LONGITUDINAL DATA

Statewide: Nearly
5 percentage point
increase in *one year!*



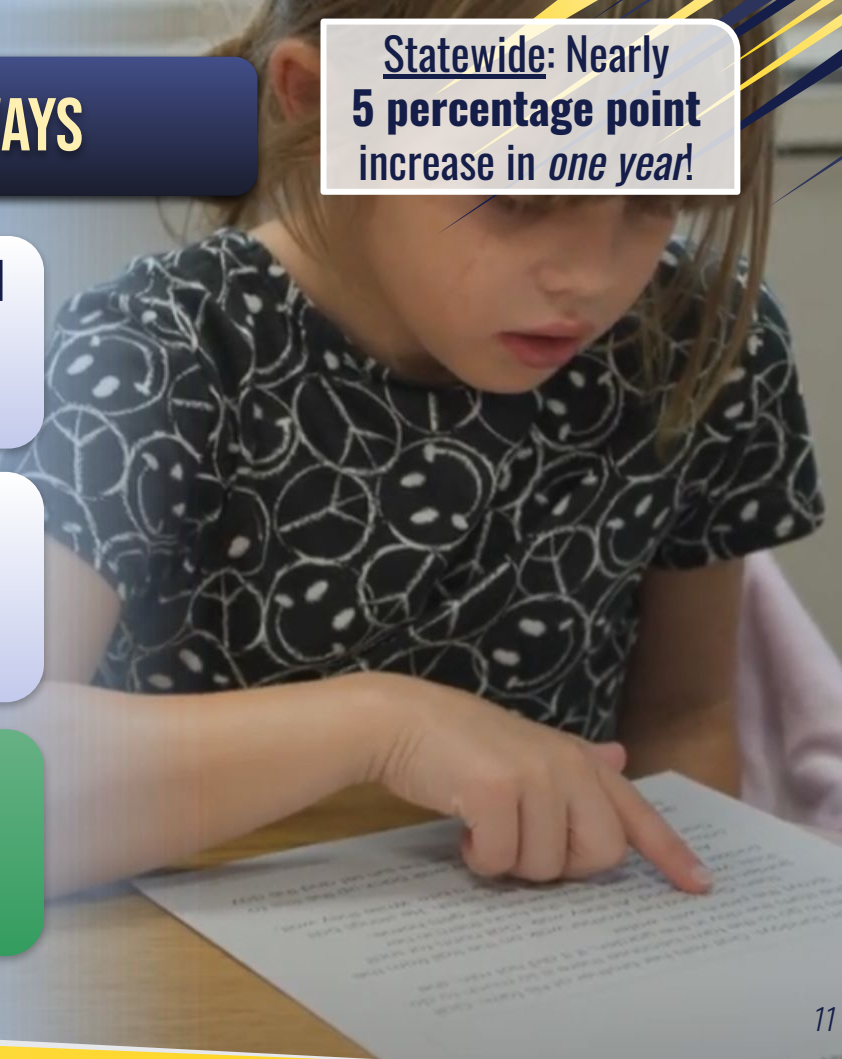
STATEWIDE IREAD RESULTS: **KEY TAKEAWAYS**

Statewide: Nearly
5 percentage point
increase in *one year!*

Prior to the pandemic, Indiana's literacy rates **declined every year**, except one (0.2 percentage points from 2014 to 2015).

The pandemic exacerbated this literacy crisis, and in response, Indiana has made **historic investments in helping more students learn to read.**

Literacy rates have now increased for **four consecutive years**; 2025 represents the state's **largest-ever single-year increase.**



STATEWIDE IREAD RESULTS: KEY TAKEAWAYS CONT.

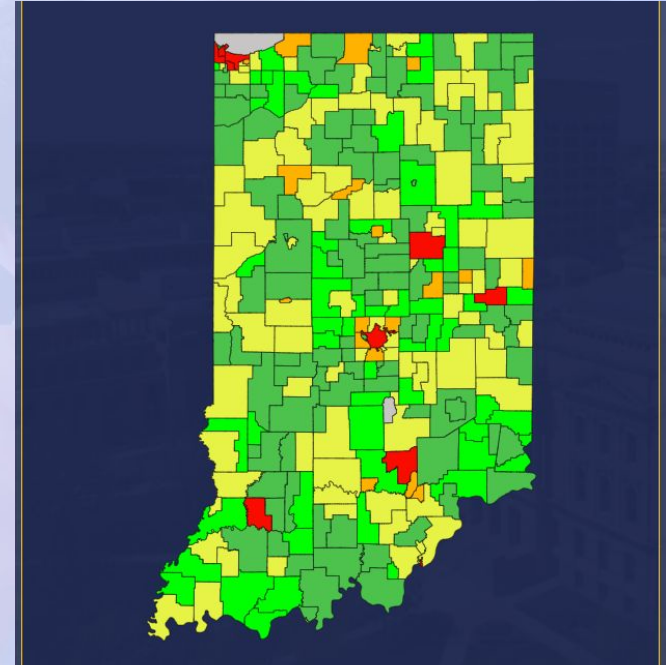
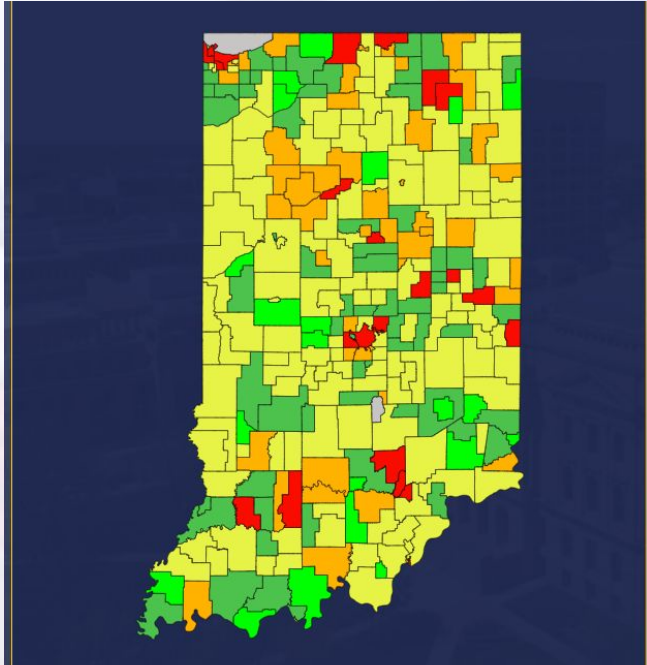
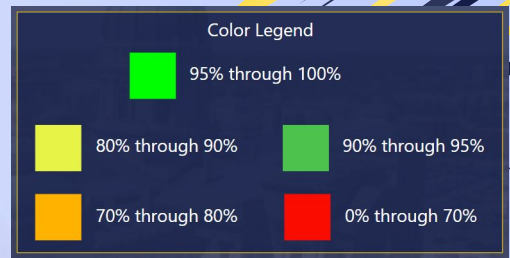
Statewide: Nearly
5 percentage point
increase in *one year!*

The previous record for the largest year-over-year increase was set in 2024, and was **less than 1%**.

With this unprecedented jump, literacy rates have also **returned to pre-pandemic levels.**

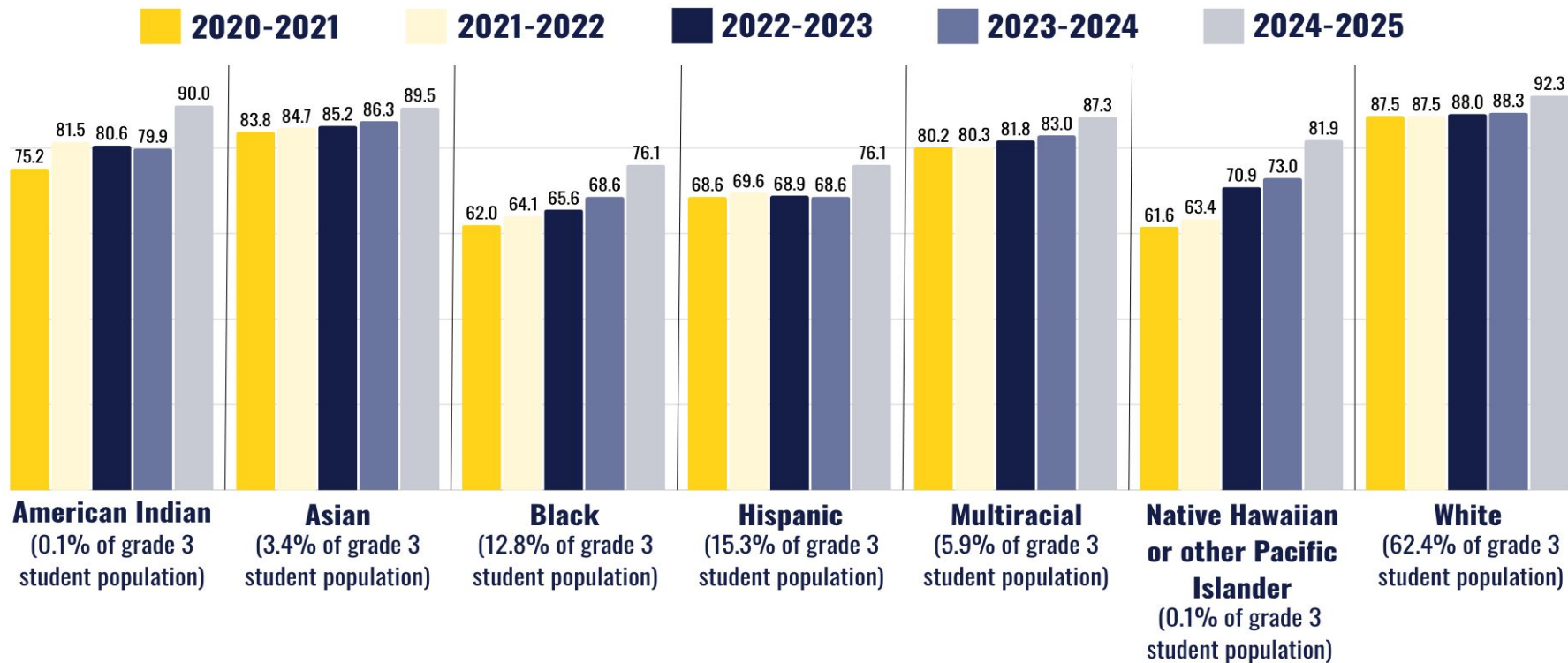


SCHOOL CORPORATION IREAD PASS RATES: 2024 TO 2025



2025 IREAD RESULTS: ETHNICITY

Statewide: Nearly
5 percentage point
increase in *one year!*



ETHNICITY: KEY TAKEAWAYS

Statewide: Nearly
5 percentage point
increase in *one year*!

For the first time ever, literacy rates increased for all student populations. Key highlights include:

Black students

- Literacy rates have increased for **four consecutive years**
 - **14.1 percentage point increase** from 2021 to 2025
 - **7.5 percentage point increase** from 2024 to 2025

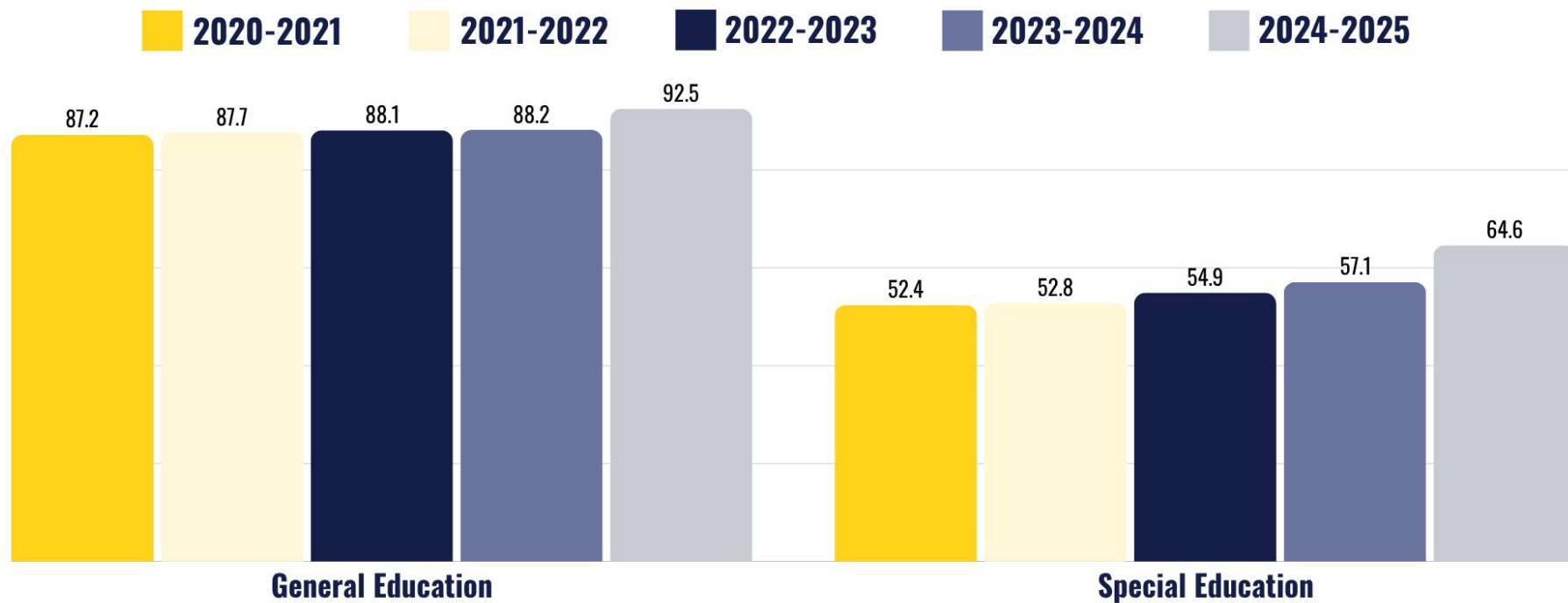
Hispanic students

- Literacy rates **increased in 2025** following a decrease in 2024
 - **7.5 percentage point increase** from 2024 to 2025



2025 IREAD RESULTS: SPECIAL EDUCATION STATUS

Statewide: Nearly
5 percentage point
increase in *one year!*



SPECIAL EDUCATION: KEY TAKEAWAYS

Statewide: Nearly
5 percentage point
increase in *one year!*

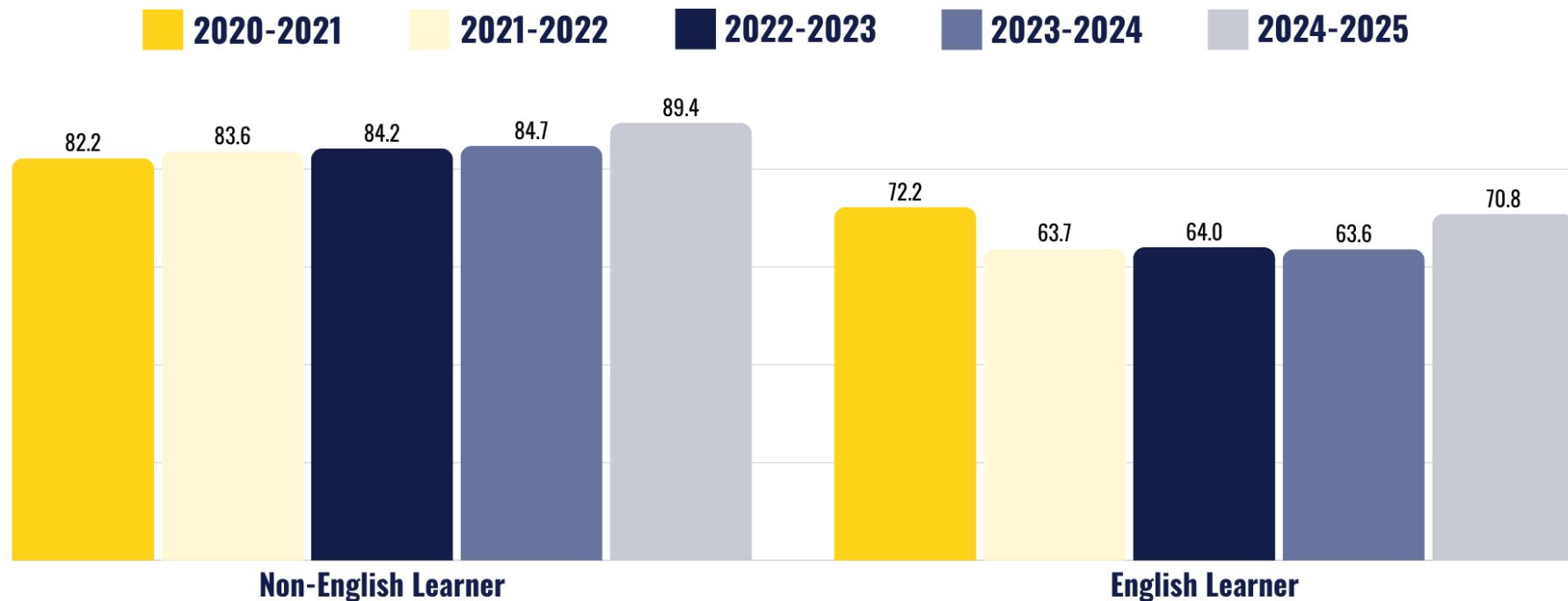
Literacy rates for students in special education have now
increased for four consecutive years.

- **7.5 percentage point increase** from 2024 to 2025
- **12.2 percentage point increase** from 2021 to 2025



2025 IREAD RESULTS: ENGLISH LEARNER STATUS


Statewide: Nearly
5 percentage point
increase in *one year!*



ENGLISH LEARNER: KEY TAKEAWAYS

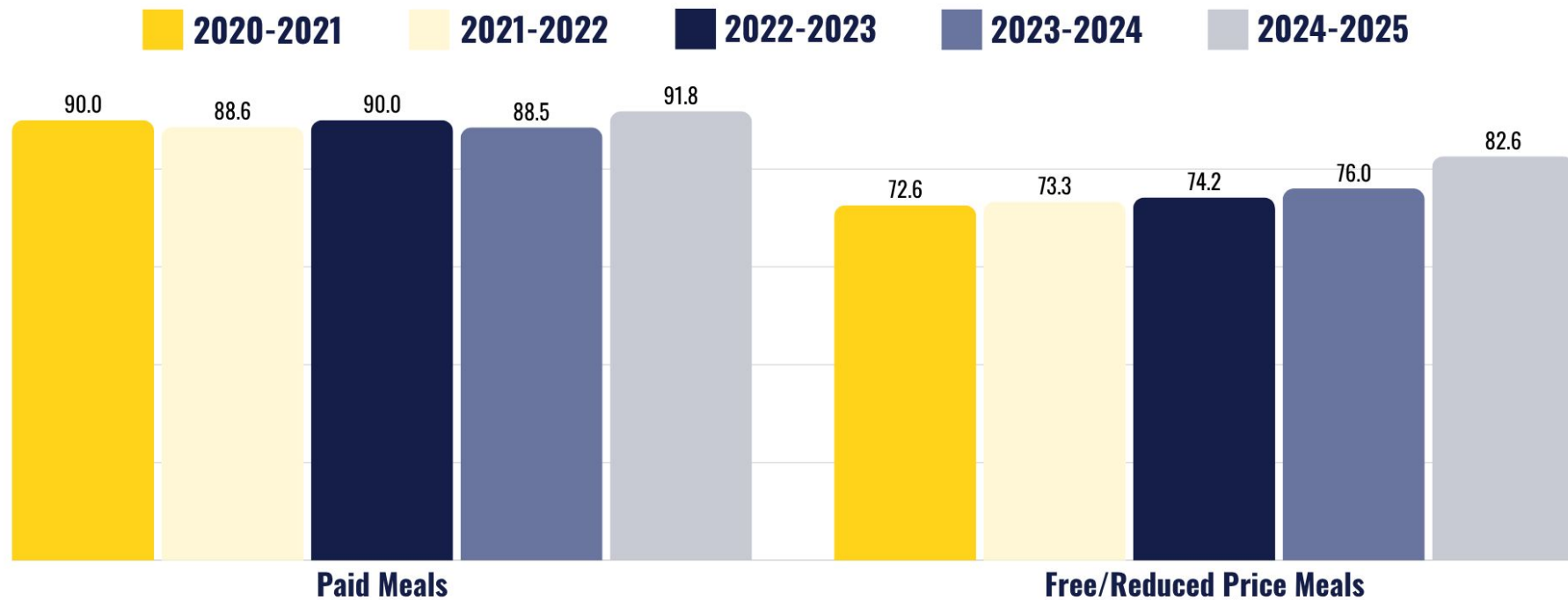
Statewide: Nearly
5 percentage point
increase in *one year!*

- The need for additional, targeted reading support for English learners has been **prioritized since 2022.**
- Literacy rates for English learners **increased in 2025** (7.2 percentage points) after remaining relatively flat for three consecutive years.



2025 IREAD RESULTS: SOCIOECONOMIC STATUS

Statewide: Nearly
5 percentage point
increase in *one year!*



SOCIOECONOMIC STATUS: KEY TAKEAWAYS

Literacy rates for students receiving free/reduced price lunch have now increased for **four consecutive years**.

- **6.6 percentage point increase** from 2024 to 2025
- **10 percentage point increase** from 2021 to 2025

Statewide: Nearly **5 percentage point** increase in *one year*!



LITERACY IMPROVEMENT IN INDIANA



With a nearly **5 percentage point increase**, how many *Indiana classrooms* could be filled with the additional students who passed IREAD this year, compared to 2024?

LITERACY IMPROVEMENT IN INDIANA CONT.



The approx. **6,000**
new readers could fill
298
classrooms

**Based on a classroom size of 20 students*

*This number was 17
for the 23-24 school year.*

PROGRESS TOWARDS INDIANA'S 95% READING GOAL

456
SCHOOLS

had an IREAD passage rate of **95% or higher**.

This is an increase of **179 schools** from last year.

Over
1/3

of Indiana elementary schools hit the **95% reading goal**.

Top Two Tactics Showing ROI

HISTORIC LITERACY INVESTMENT

Announced August 2022

\$60 million from Lilly Endowment to IDOE +
\$26 million from IDOE (ESSER II) +
Up to \$25 million from Lilly Endowment to teacher prep programs

= **\$111 million combined investment**



Goal: Achieve a passage rate of **95%** on IREAD by 2027.



....Plus an additional \$60 million during the 2023 legislative session, increasing the state's historic literacy investment to over **\$170 MILLION!**

TACTIC 1 - IREAD AT GRADE TWO

Students who PASS

Not Required to Test Again

Students who DO NOT PASS

On-Track or At-Risk indicators provide valuable information about whether a student is on-track to read by the end of third grade.

- Beginning in 2025, all second grade students proactively participated in IREAD; prior to this year, schools have been able to opt-in since 2022.
- Students were able to participate in both the spring and summer retest (two opportunities prior to third grade).
- This data informs continued collaboration between parents and teachers to ensure students receive ongoing reading support.

TACTIC 1 - RESULTS FOR STUDENTS TESTING IN SECOND GRADE

Achievement Level	Year One: Spring 2022 (opt-in year)	Year Two: Spring 2023 (opt-in year)	Year Three: Spring 2024 (opt-in year)	Year Four*: Spring/Summer 2025
Pass	44%	45%	43%	48%
On-Track	18%	17%	16%	20%
At-Risk	38%	38%	41%	32%
Total Students Participating	20,199	45,936	68,768	81,792

**All second grade students participated. Passing scores will count towards next year's third grade literacy rate.*

TACTIC 1 - IREAD IN SECOND GRADE: KEY TAKEAWAYS

Of the second grade students who participated in IREAD in 2025, **68% *Passed* or are *On-Track*** to pass by the end of third grade.

Over 96% of second graders who were *On-Track* last year **passed in 2025.**

With the help of this early indicator, **over 65% of second graders** who were *At-Risk* last year ***passed in 2025.***



TACTIC 2 - INDIANA LITERACY CADRE

The Indiana Literacy Cadre provides early elementary teachers with **embedded instructional coaching** and **support** *aligned with science of reading.*

Cohort 1 (2022)

41 schools

Through Cohort 2 (2023)

199 schools

Through Cohort 3 (2024)

489 schools

Through Cohort 4 (2025)

564 schools

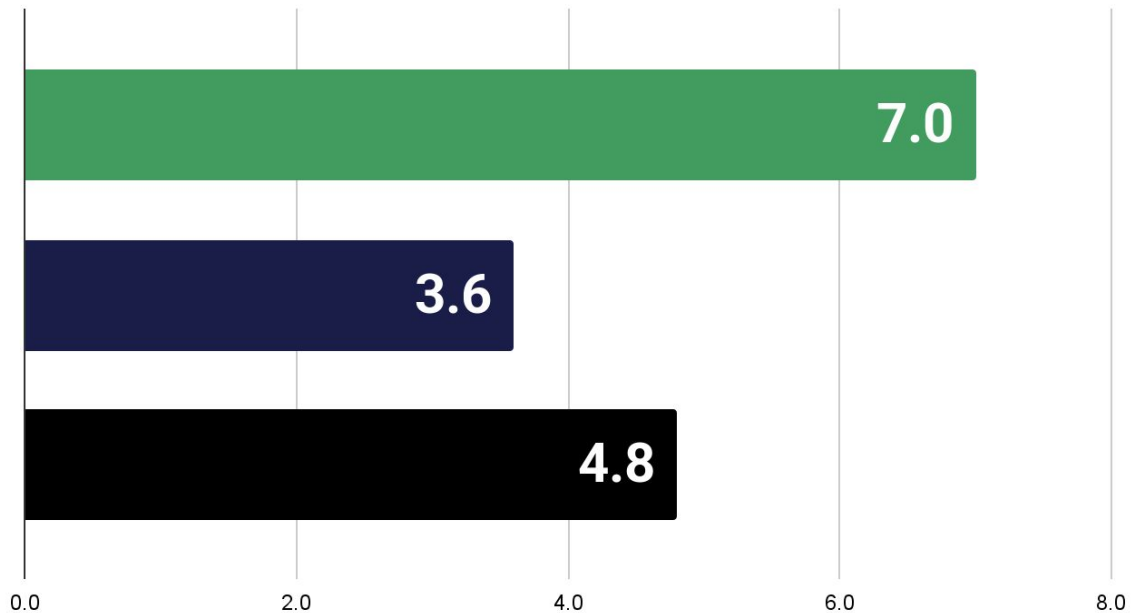
INDIANA
Literacy
Cadre

TACTIC 2 - PERCENTAGE POINT INCREASE FROM 2024 TO 2025

Literacy Cadre
Schools

Non-Literacy
Cadre Schools

Statewide



TACTIC 2 - INDIANA LITERACY CADRE: **KEY TAKEAWAYS**



Strategic, intentional investments *are working!*

The overall growth for schools participating in the Literacy Cadre is **nearly double** that of schools that did not participate.

ADDITIONAL, ONGOING SUPPORTS

- A **universal screener** to identify K-2 students who are not on track to become proficient readers;
- **Assessment and Instructional Frameworks updates** to provide science of reading support;
- Assessing reading ability on both **ILEARN Checkpoints and the summative assessment** via Lexile scores;
- Advisory lists to assist schools in identifying **high-quality curricular materials** (HQCM Advisory lists);

ADDITIONAL, ONGOING **SUPPORTS** CONT.

- Free or low-cost **reading and math support** (Summer Learning Labs);
- **Teacher training** in science of reading (Early Literacy Endorsement);
- A one-stop shop providing educators and families with **instructional resources, professional development opportunities, and other best practices** (Indiana Learning Lab);
- The **Dolly Parton Imagination Library** to increase access to books for our youngest Hoosiers.

Local Celebrations

CELEBRATING THE POSITIVE WORK **HAPPENING** LOCALLY

Evansville-Vanderburgh School Corporation

Glenwood Leadership Academy: 43.9 percentage point increase

Fairlawn Elementary: 35.8 percentage point increase

Dexter Elementary: 24.4 percentage point increase

CELEBRATING THE POSITIVE WORK HAPPENING LOCALLY

Central Catholic School
51.7 percentage point increase

CELEBRATING THE POSITIVE WORK HAPPENING LOCALLY CONT.

Elkhart Community Schools

Eastwood Elementary: 23 percentage point increase

Woodland Elementary: 21.5 percentage point increase

CELEBRATING THE POSITIVE WORK HAPPENING LOCALLY CONT.

Success Academy at Boys & Girls Club
36.7 percentage point increase



THANK YOU!