

# Grace Schools Charter Authority LLC

## Authorizing

**Dugger Union Community School**



**Seven Oaks Classical School**



**Smith Academy for Excellence**



**Otwell Miller Academy**



# Grace Schools Charter Authority, LLC

## Mission:

Grace Schools Charter Authority LLC's mission is to provide educational choice by authorizing public charter schools in communities that express a desire for educational alternatives based on need or innovation and by promoting school accountability which impacts academic programs and student achievement.

Grace Schools Charter Authority LLC equips districts with professional standards and best practices to authorize and support quality public charter schools for all Indiana students.

## Goals:

- To identify and implement best practices in the charter schools Grace Schools Charter Authority LLC authorizes*
- To promote a charter school application process that encourages operational performance and high-level student achievement*
- To uphold school autonomy while maintaining strong accountability that monitors charter effectiveness*

# Grace Schools Charter Authority, LLC

## *Our Schools*

School	Grades Served	Established	Model
Dugger Union Community School	K-12	2015	Traditional
Seven Oaks Classical School	K-12	2016	Classical
Smith Academy for Excellence	4-12	2012	Traditional
Otwell Miller Academy	K-5	2017	Traditional

# Dugger Union Community School



## Dugger Union Community School

### ADDRESS

7356 East County Road 50 South  
Dugger, IN 47848

### TELEPHONE

(812) 789-2096

### WEBSITE

[duggerunionschools.org](http://duggerunionschools.org)

<b>Grades Served:</b>	<b>K-12</b>
<b>Year Opened:</b>	<b>2015</b>
<b>Final Year in Contract:</b>	<b>2021-2022 (7 year charter)</b>
<b>Total Enrollment:</b>	<b>533 students</b>
<b>School Leaders:</b>	<b>Darin Simpson Stephanie Kinnett</b>

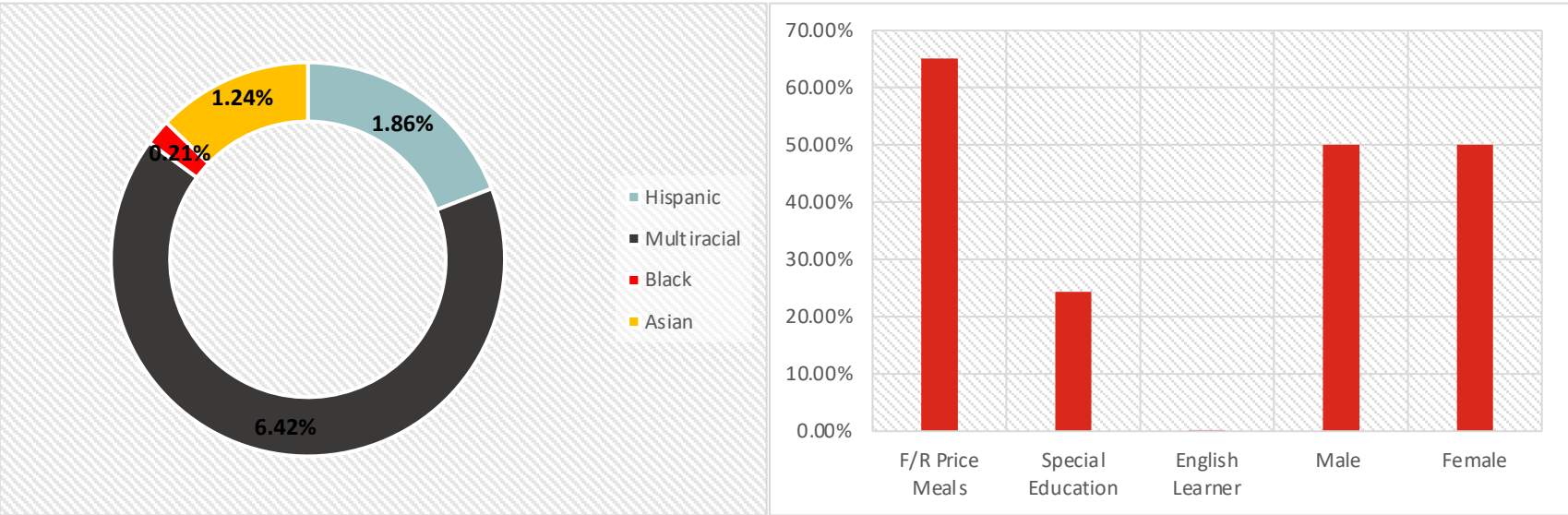
# Enrollment & Attendance Data

2021-2022 Academic Year

## Enrollment by Grade

Kindergarten	27
Grade 1	34
Grade 2	35
Grade 3	34
Grade 4	48
Grade 5	39
Grade 6	41
Grade 7	48
Grade 8	34
Grade 9	45
Grade 10	56
Grade 11	48
Grade 12	44
TOTAL	533

## Enrollment by Subgroup



### Attendance(SY 2021)

Model Attendance	65.2%
Chronic Absenteeism	34.8%

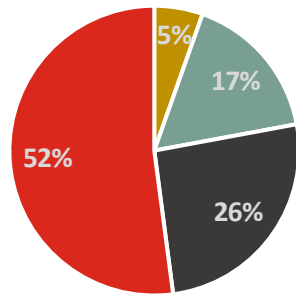
### Expulsion & Suspension Rates(SY2021)

Expulsions: N/A  
 In School Suspensions: 44  
 Out of School Suspensions: 14

# ILEARN/IREAD Results

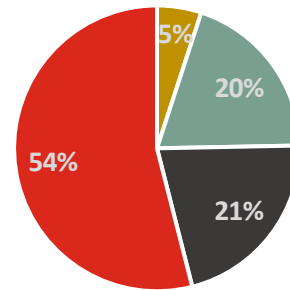
2021-2022 Academic Year

### ILEARN English Language Arts All Students



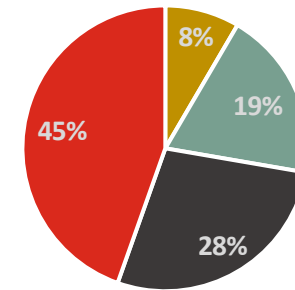
■ Above Proficiency ■ At Proficiency  
■ Approaching Proficiency ■ Below Proficiency

### ILEARN Mathematics All Students



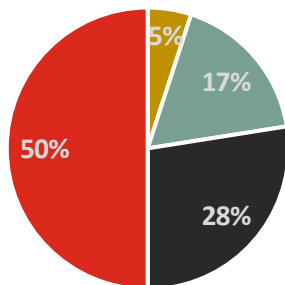
■ Above Proficiency ■ At Proficiency  
■ Approaching Proficiency ■ Below Proficiency

### ILEARN Science All Students



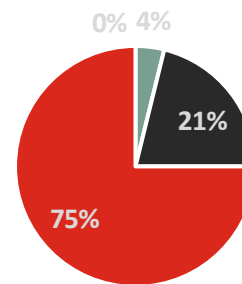
■ Above Proficiency ■ At Proficiency  
■ Approaching Proficiency ■ Below Proficiency

### ILEARN Social Studies All Students



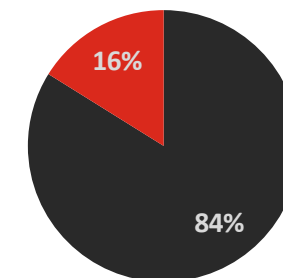
■ Above Proficiency ■ At Proficiency  
■ Approaching Proficiency ■ Below Proficiency

### ILEARN Biology All Students



■ Above Proficiency ■ At Proficiency  
■ Approaching Proficiency ■ Below Proficiency

### IREAD Results



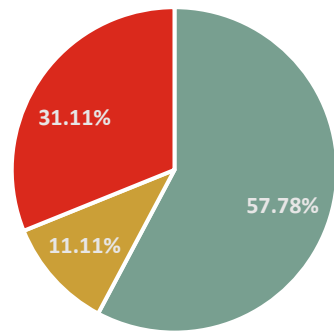
■ Pass ■ Did Not Pass

# SAT Results & Graduation Rates

2021-2022 Academic Year

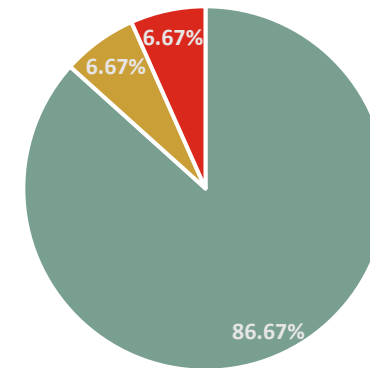
---

SAT E/LA



■ Below Benchmark ■ Approaching Benchmark ■ At Benchmark

SAT MATH



■ Below Benchmark ■ Approaching Benchmark ■ At Benchmark



Graduation Rate



College and/or Career Ready

# Student Growth and Improvement

2021-2022 Academic Year

---

Growth Domain	
Elementary: English/Language Arts	18.4% of grades 4-8 students met their individual growth targets for ELA on ILEARN
Elementary: Mathematics	10.2% of grade 4-8 students met their individual growth targets for Math on ILEARN
High School: English/Language Arts	Growth Data was not publicly released by the state of Indiana for the 2021 state summative assessment
High School: Mathematics	Growth Data was not publicly released by the state of Indiana for the 2021 state summative assessment



# Seven Oaks Classical School



## Seven Oaks Classical School

### ADDRESS

200 East Association Street  
Ellettsville, IN 47429

### TELEPHONE

(812) 935-5003

### WEBSITE

[sevenoaksclassical.org](http://sevenoaksclassical.org)

---

<b>Grades Served:</b>	<b>K-12</b>
<b>Year Opened:</b>	<b>2016</b>
<b>Final Year in Contract:</b>	<b>2022-2023 (7 year charter)</b>
<b>Total Enrollment:</b>	<b>483 students</b>
<b>School Leaders:</b>	<b>Dr. Stephen Shipp</b>

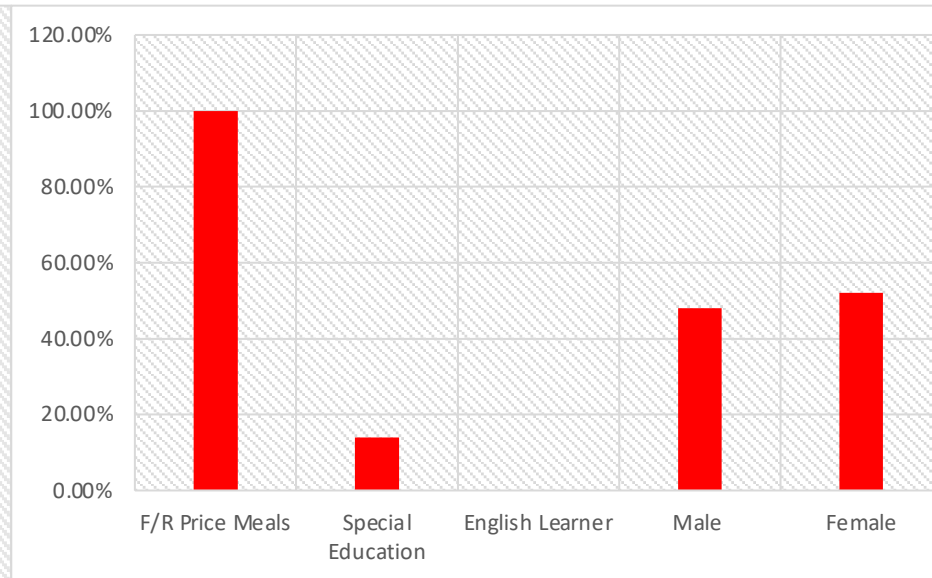
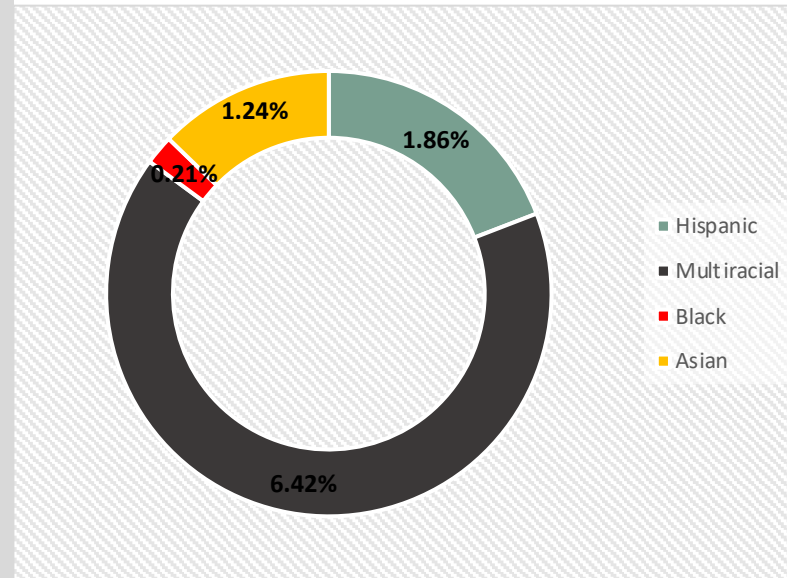
# Enrollment Data

2021-2022 Academic Year

## Enrollment by Grade

Kindergarten	54
Grade 1	60
Grade 2	43
Grade 3	50
Grade 4	45
Grade 5	48
Grade 6	29
Grade 7	44
Grade 8	33
Grade 9	32
Grade 10	19
Grade 11	14
Grade 12	12
TOTAL	483

## Enrollment by Subgroup



## Attendance(SY2021)

Model Attendance	83.2%
Chronic Absenteeism	16.8%

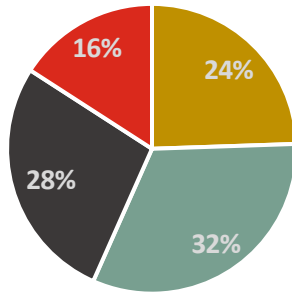
## Expulsions

Expulsions: 3  
 In School Suspensions: 0  
 Out of School Suspensions: 42

# ILEARN/IREAD Results

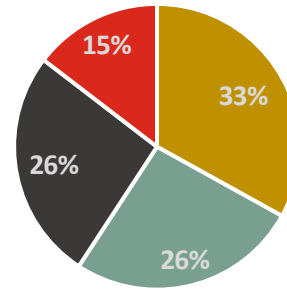
2021-2022 Academic Year

English Language Arts Arts All Students



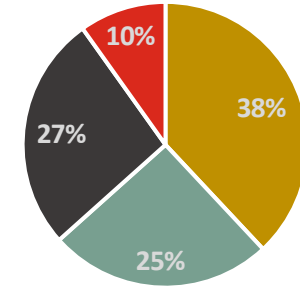
■ Above Proficiency ■ At Proficiency  
■ Approaching Proficiency ■ Below Proficiency

Mathematics All Students



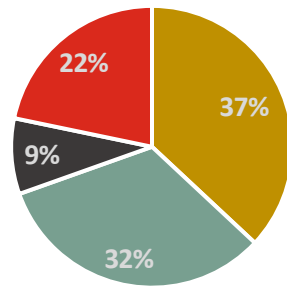
■ Above Proficiency ■ At Proficiency  
■ Approaching Proficiency ■ Below Proficiency

Science All Students



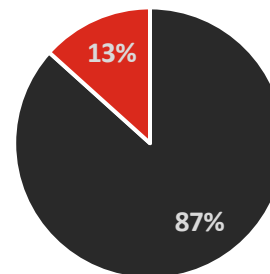
■ Above Proficiency ■ At Proficiency  
■ Approaching Proficiency ■ Below Proficiency

Social Studies All Students



■ Above Proficiency ■ At Proficiency  
■ Approaching Proficiency ■ Below Proficiency

IREAD Results



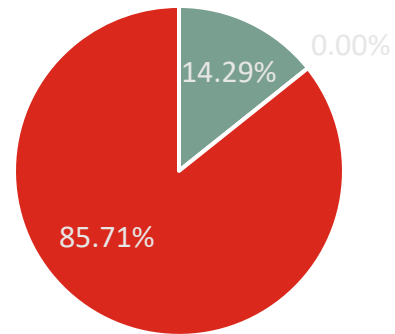
■ Pass ■ Did Not Pass

# SAT Results & Graduation Rate

2021-2022 Academic Year

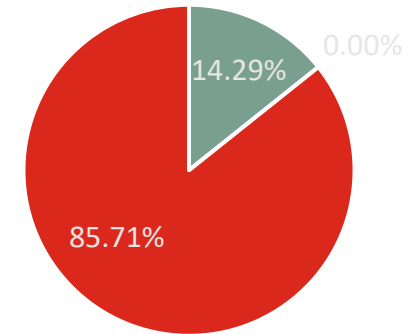
---

SAT EBRW

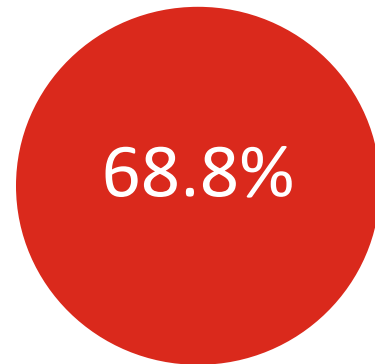


■ Below Benchmark ■ Approaching Benchmark ■ At Benchmark

SAT MATH



■ Below Benchmark ■ Approaching Benchmark ■ At Benchmark



Graduation Rate



College and/or Career Ready

# Student Growth and Improvement

2021-2022 Academic Year

---

Growth Domain	
Elementary: English/Language Arts	35.1% of grades 4-8 students met their individual growth targets for ELA on ILEARN
Elementary: Mathematics	19.3% of grades 4-8 students met their individual growth targets for ELA on ILEARN
High School: English/Language Arts	Growth Data was not publicly released by the state of Indiana for the 2021 state summative assessment
High School: Mathematics	Growth Data was not publicly released by the state of Indiana for the 2021 state summative assessment

# Smith Academy for Excellence



## Smith Academy for Excellence

### ADDRESS

725 West Washington Boulevard  
Fort Wayne, IN 46802

### TELEPHONE

(260) 579-6939

### WEBSITE

<http://www.fwsafe.com/>

<b>Grades Served:</b>	<b>4-12</b>
<b>Year Opened:</b>	<b>2012</b>
<b>Final Year in Contract:</b>	<b>2023-2024 (5 year charter)</b>
<b>Total Enrollment:</b>	<b>75 students</b>
<b>School Leaders:</b>	<b>Corey Smith</b>

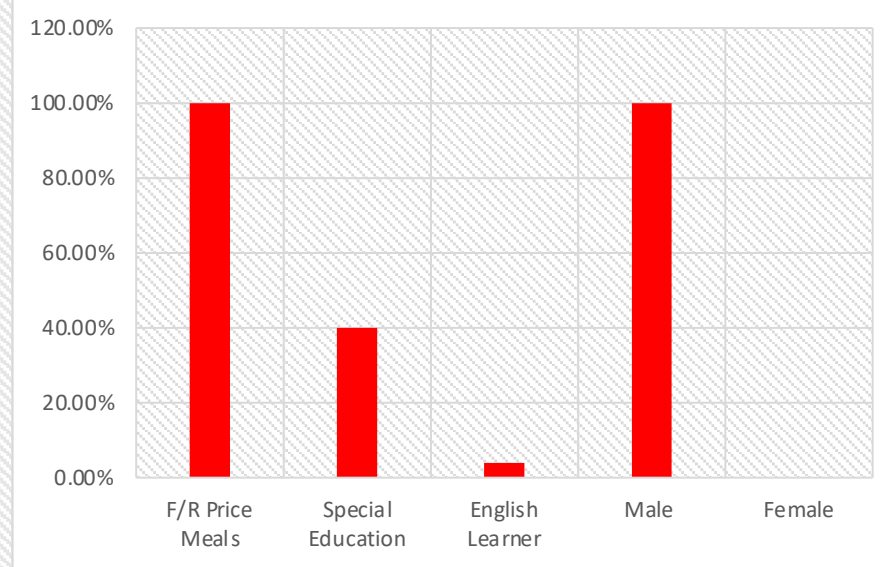
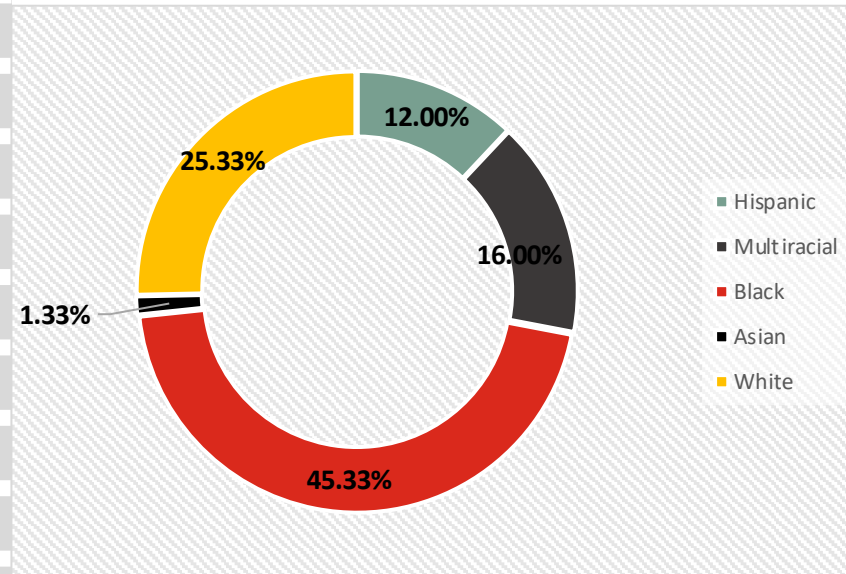
# Enrollment Data

2021-2022 Academic Year

## Enrollment by Grade

Grade 4	3
Grade 5	10
Grade 6	7
Grade 7	8
Grade 8	7
Grade 9	14
Grade 10	8
Grade 11	13
Grade 12	5
<b>TOTAL</b>	<b>75</b>

## Enrollment by Subgroup



## Attendance(SY2021)

Model Attendance	45.3%
Chronic Absenteeism	54.7%

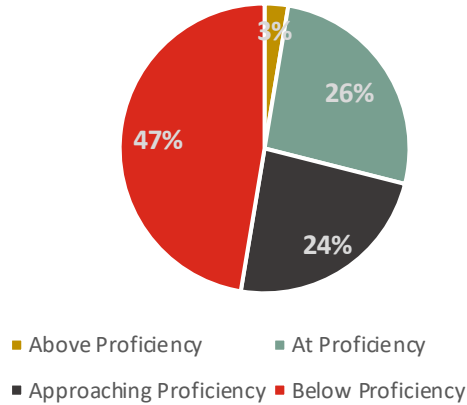
## Expulsion & Suspension Rates(SY2021)

Expulsions: N/A  
 In School Suspensions: 1  
 Out of School Suspensions: 16

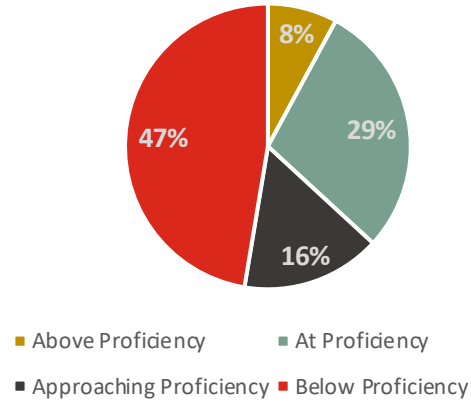
# ILEARN Results

2021-2022 Academic Year

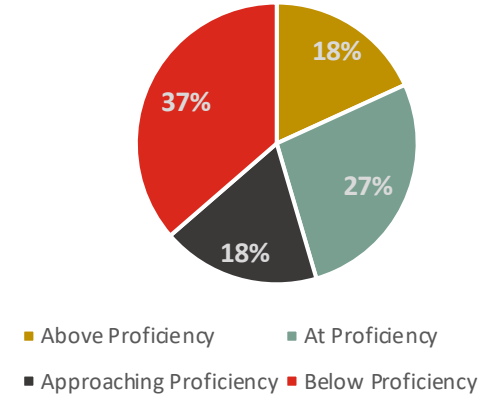
English Language Arts Arts All Students



Mathematics All Students



Social Studies All Students



Due to federal privacy laws, student performance data is suppressed for ILEARN Biology & ILEARN Science due to small population



# SAT Results & Graduation Rate

2021-2022 Academic Year

---

Due to federal privacy laws, student performance data is suppressed for SAT EBRW & MATH & Graduation Rate due to small population

# Student Growth and Improvement

2021-2022 Academic Year

---

Growth Domain	
Elementary: English/Language Arts	Growth Data was not publicly released by the state of Indiana for the 2021 state summative assessment
Elementary: Mathematics	Growth Data was not publicly released by the state of Indiana for the 2021 state summative assessment
High School: English/Language Arts	Growth Data was not publicly released by the state of Indiana for the 2021 state summative assessment
High School: Mathematics	Growth Data was not publicly released by the state of Indiana for the 2021 state summative assessment

# Otwell Miller Academy



No Letter Grade

## Otwell Miller Academy

### ADDRESS

9958 East County Road 150 N  
Otwell, IN

### TELEPHONE

(812) 354-0800

### WEBSITE

<https://www.otwellmilleracademy.school>

---

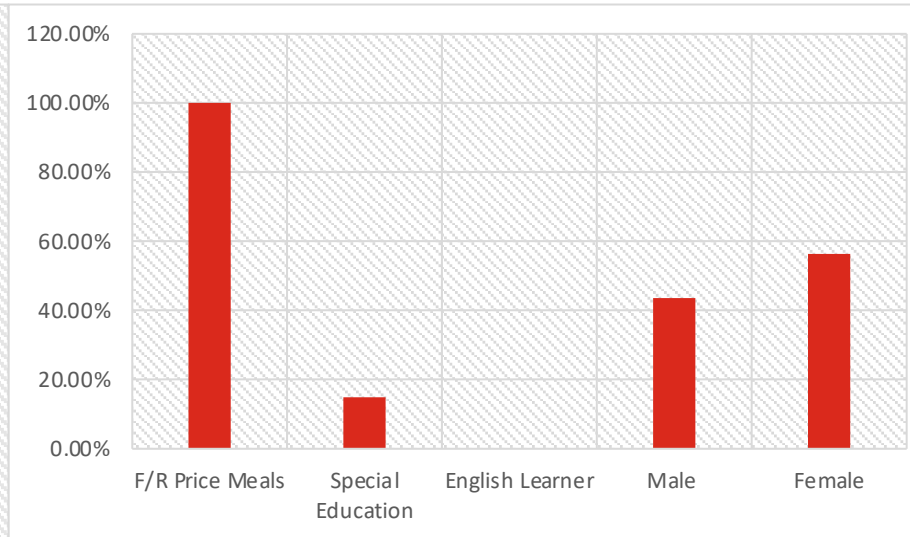
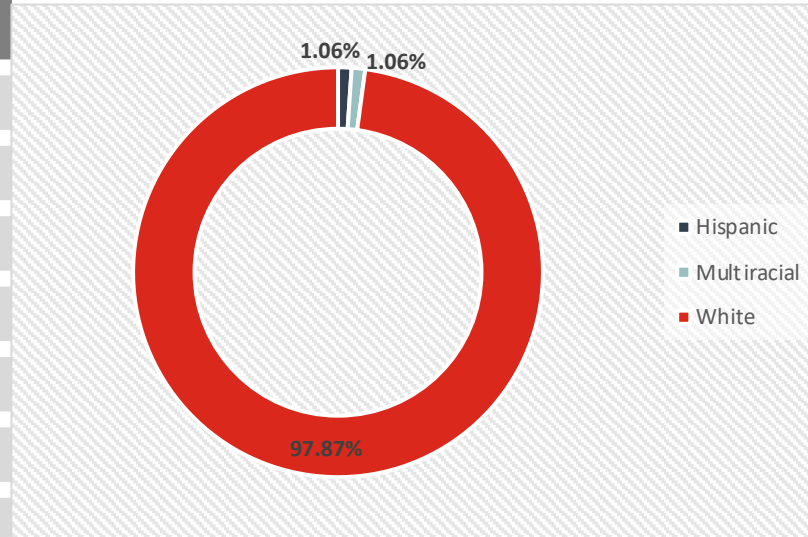
<b>Grades Served:</b>	<b>K-5</b>
<b>Year Opened:</b>	<b>2017</b>
<b>Final Year in Contract:</b>	<b>2024-2025 (7 year charter)</b>
<b>Total Enrollment:</b>	<b>94 students</b>
<b>School Leaders:</b>	<b>Rick Fears</b>

# Enrollment Data

2021-2022 Academic Year

## Enrollment by Grade

Grade K	18
Grade 1	18
Grade 2	21
Grade 3	18
Grade 4	13
Grade 5	6
<b>TOTAL</b>	<b>94</b>



## Attendance(SY2021)

Model Attendance	90.8%
Chronic Absenteeism	9.2%

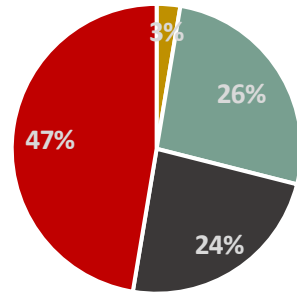
## Expulsion & Suspension Rates

Expulsions: N/A  
 In School Suspensions: N/A  
 Out of School Suspensions: N/A

# ILEARN/IREAD Results

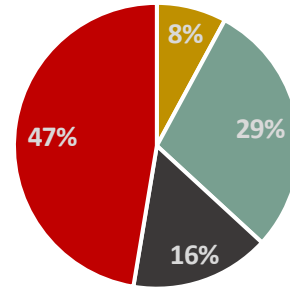
2021-2022 Academic Year

English Language Arts Arts All Students



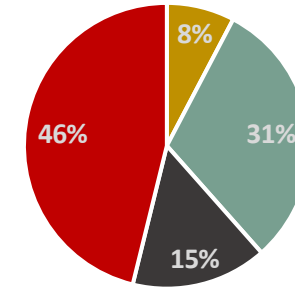
■ Above Proficiency ■ At Proficiency  
■ Approaching Proficiency ■ Below Proficiency

Mathematics All Students



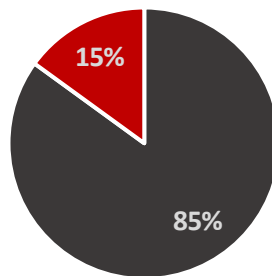
■ Above Proficiency ■ At Proficiency  
■ Approaching Proficiency ■ Below Proficiency

Science All Students



■ Above Proficiency ■ At Proficiency  
■ Approaching Proficiency ■ Below Proficiency

IREAD Results



■ Pass ■ Did Not Pass

Due to federal privacy laws, student performance data may not be displayed for any group of fewer than 10 students.

# Student Growth and Improvement

2021-2022 Academic Year

---

Growth Domain	
Elementary: English/Language Arts	Growth Data was not publicly released by the state of Indiana for the 2021 state summative assessment
Elementary: Mathematics	Growth Data was not publicly released by the state of Indiana for the 2021 state summative assessment

# Status of Authorizer's Charter Schools

2021-2022 Academic Year

Status of Schools	
<b>Letter of Intent Submitted</b>	Valor Classical Academy
<b>Approved but not yet open</b>	None
<b>Open and Operating</b>	Dugger Union Community Schools (2015) Otwell Miller Academy (Opened Fall 2017) Seven Oaks Classical Schools (2016) Smith Academy for Excellence (2012)
<b>Closed or having a charter that was not renewed</b>	None

# Authorizer Revenue & Expenses

by Grace Schools Charter Authority, LLC

Grace Schools Charter Authority, LLC Budget	
	2021-2022 Fiscal Year
<b>Revenue</b>	
Authorizer Fees	\$200,701
<b>Total Revenue</b>	<b>\$200,701</b>
<b>Expenses</b>	
Salary & Benefits	\$81,802
Operational Expenses	\$38,797
<b>Total Expenses</b>	<b>\$120,599</b>

*Note: GSCA collects 3% authorizer fee.*



# Contact Information

---

## ***at Grace College:***

Dr. Tim Ziebarth                      charterschools@grace.edu

Mrs. Beth Bessinger, MSW                      charterschools@grace.edu

## ***at Dugger Union Community School:***

Mr. Darin Simpson                      dsimpson@duggerunionschools.org

Mrs. Stephanie Kinnett                      skinnett@duggerunionschools.org

## ***at Seven Oaks Classical School:***

Dr. Stephen Shipp                      stephen.shipp@sevenoaksclassical.org

## ***at Smith Academy for Excellence:***

Mr. Corey Smith                      corey@fwsafe.com

## ***at Otwell Miller Academy:***

Mr. Rich Padgett                      rpadgett@oma.school