

Grace Schools Charter Authority, LLC

Authorizing

Dugger Union Community School



Seven Oaks Classical School



Smith Academy for Excellence



Grace Schools Charter Authority, LLC

Mission: Grace Schools Charter Authority, LLC's mission is to provide educational choice by authorizing public charter schools in communities that express a desire for educational alternatives based on need or innovation and by promoting school accountability which impacts academic programs and student achievement.

Grace Schools Charter Authority, LLC equips districts with professional standards and best practices to authorize and support quality public charter schools for all Indiana students.

Goals:

- *To identify and implement best practices in the charter schools Grace Schools Charter Authority, LLC authorizes*
- *To promote a charter school application process that encourages operational performance and high-level student achievement*
- *To uphold school autonomy while maintaining strong accountability that monitors charter effectiveness*

Grace Schools Charter Authority, LLC

Our Schools

School	Grades Served	Established	Model
Dugger Union Community School	K-12	2015	Traditional
Seven Oaks Classical School	K-8	2016	Classical
Smith Academy for Excellence	4-12	2012	Traditional

Dugger Union Community School



Dugger Union Community School

ADDRESS

7356 East County Road 50 South
Dugger, IN 47848

TELEPHONE

(812) 789-2096

WEBSITE

duggerunionschools.org

Grades Served:	K-12
Year Opened:	2015
Final Year in Contract:	2021-2022 (7 year charter)
Total Enrollment:	306 students
School Leaders:	Ross Martin Darin Simpson

Enrollment Data

2016-2017 Academic Year

Enrollment by Grade

Kindergarten	24
Grade 1	18
Grade 2	14
Grade 3	12
Grade 4	19
Grade 5	24
Grade 6	17
Grade 7	24
Grade 8	18
Grade 9	29
Grade 10	35
Grade 11	40
Grade 12	32
TOTAL	306

Ethnicity

African American	1	0.3%
Hispanic	9	2.9%
Multiracial	3	1.0%
White	292	95.4%
American Indian	1	0.3%

Meal Plan

Free	146	47.7%
Reduced Price	28	9.2%
Paid	132	43.1%

Special Education

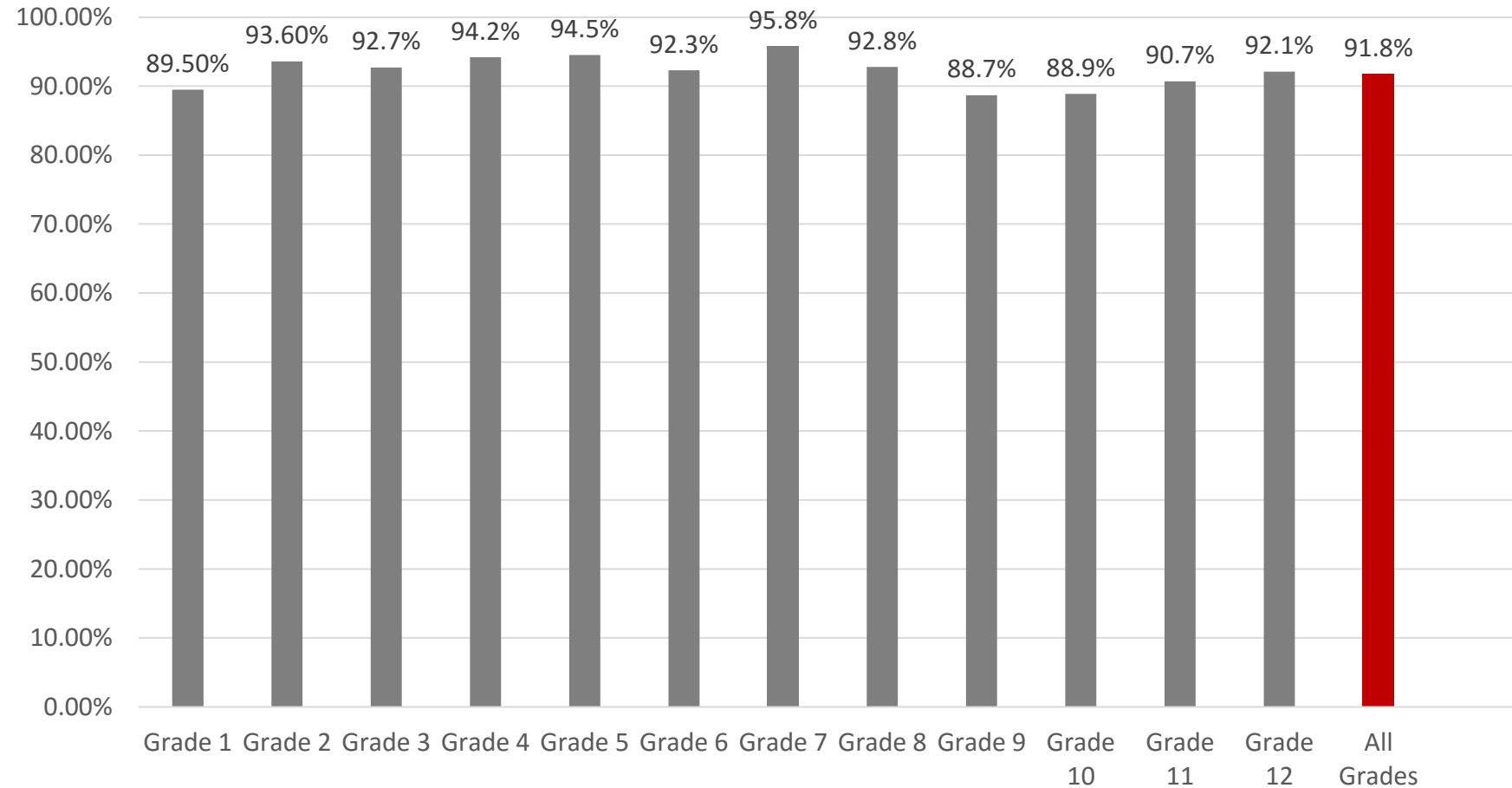
General Education	264	86.3%
Special Education	42	13.7%

English Language Learners

Non-ELL	306	100%
ELL	0	0%

Attendance Rates

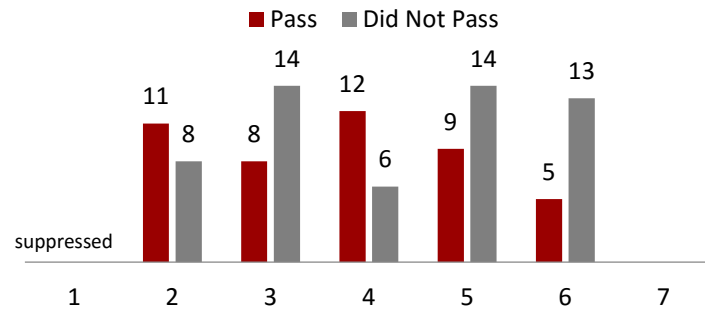
2016-2017 Academic Year



ISTEP+ Results

2016-2017 Academic Year

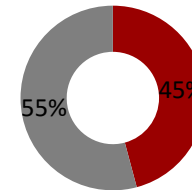
English Language Arts



English Language Arts

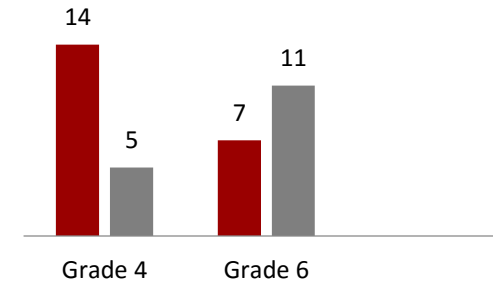
All Students

Pass Did Not Pass



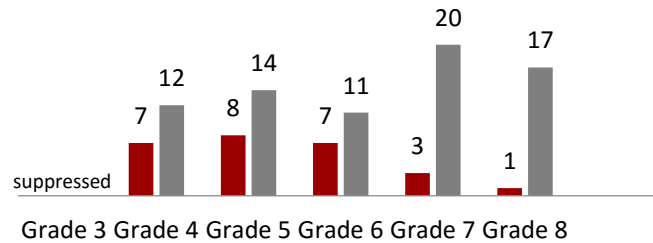
Science

Pass Did Not Pass



Mathematics

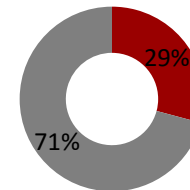
Pass Did Not Pass



Mathematics

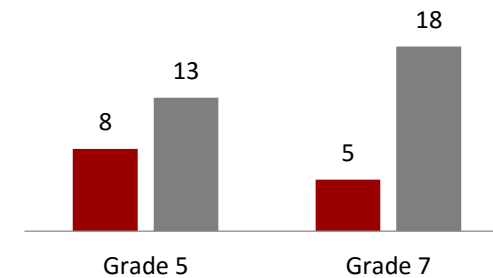
All Students

Pass Did Not Pass



Social Studies

Pass Did Not Pass

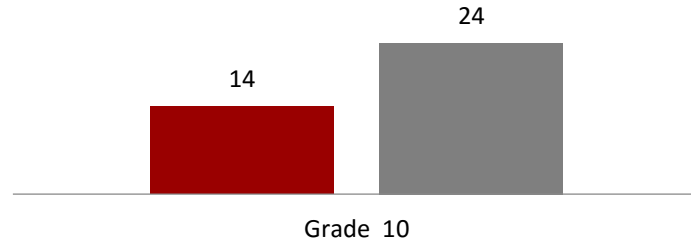


ISTEP+ Grade 10 Results

2016-2017 Academic Year

English Language Arts

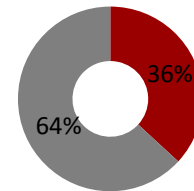
■ Pass ■ Did Not Pass



English Language Arts

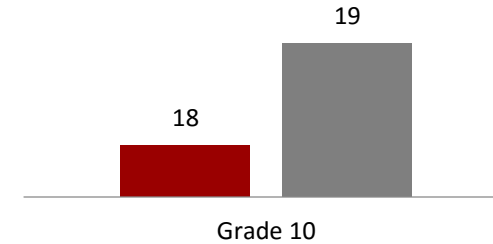
All Students

■ Pass ■ Did Not Pass



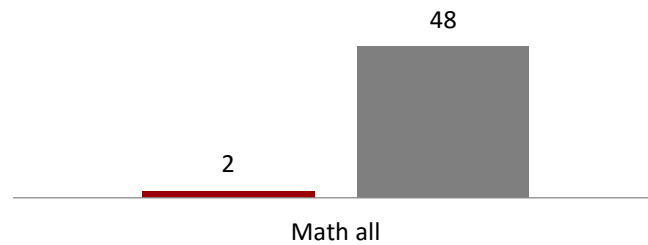
Science

■ Pass ■ Did Not Pass



Mathematics

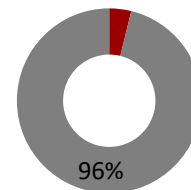
■ Pass ■ Did Not Pass



Mathematics

All Students

■ Pass ■ Did Not Pass



Student Growth and Improvement

2016-2017 Academic Year

Performance Domain	
Elementary: English/Language Arts	45.8% of students pass the assessment. This is below the state average. 100 % of students participated in the assessment.
Elementary: Mathematics	29.2% of students pass the assessment. This is below the state average. 100% of students participated in the assessment.
High School: English/Language Arts	36.0% of students pass the assessment. This is below the state average. 94.1 % of students participated in the assessment.
High School: Mathematics	4.0% of students pass the assessment. This is below the state average. 94.1 % of students participated in the assessment.

Student Growth and Improvement

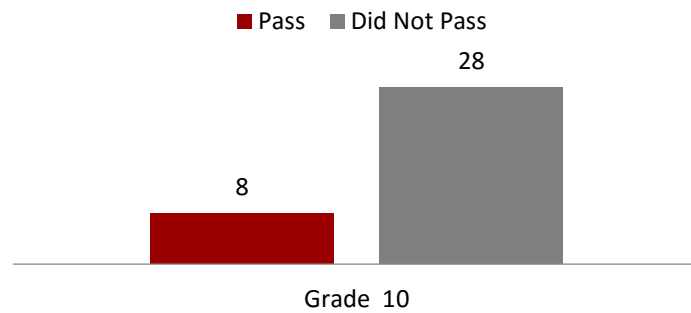
2016-2017 Academic Year

Growth Domain	
Elementary: English/Language Arts	85.3 points for Top 75% Growth 106.0 points for Bottom 25% Growth 95.7 points for Overall Growth
Elementary: Mathematics	94.9 points for Top 75% Growth 111.3 points for Bottom 25% Growth 103.1 points for Overall Growth
High School: English/Language Arts	80.3 points for Top 75% Growth 100 points for Bottom 25% Growth 90.2 points for Growth 90.7 points for Overall Growth
High School: Mathematics	65.3 points for Top 75% Growth 84.4 points for Bottom 25% Growth 74.9 points for Growth 75.4 points for Overall Growth

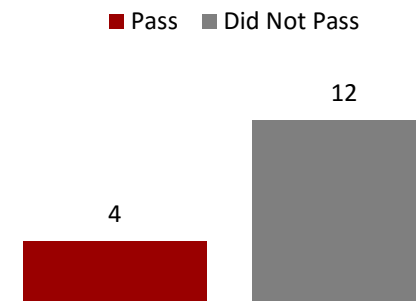
End Of Course Assessments

2016-2017 Academic Year

English Language Arts



Algebra I



Graduation and Expulsion Rates

2016-2017 Academic Year

Graduation Rate

30 students 100%

Core 40 Diplomas: 25

Honors Diplomas: 3

General Diplomas: 2

Dugger Union had 32 seniors and 32 graduated.

Expulsion Rate

2 students .6%

Seven Oaks Classical School



Seven Oaks Classical School

ADDRESS

200 East Association Street
Ellettsville, IN 47429

TELEPHONE

(812) 935-5003

WEBSITE

sevenoaksclassical.org

Grades Served:	K-8
Year Opened:	2016
Final Year in Contract:	2023-2024 (7 year charter)
Total Enrollment:	161 students
School Leaders:	Dr. Stephen Shipp

Enrollment Data

2016-2017 Academic Year

Enrollment by Grade

Kindergarten	31
Grade 1	14
Grade 2	20
Grade 3	22
Grade 4	12
Grade 5	18
Grade 6	22
Grade 7	11
Grade 8	11
TOTAL	161

Ethnicity

African American	2	1.2%
Hispanic	4	2.5%
Multiracial	12	7.5%
White	138	85.7%
American Indian	3	1.9%
Asian	2	1.2%

Meal Plan

Free	41	25.5%
Reduced Price	9	5.6%
Paid	111	68.9%

Special Education

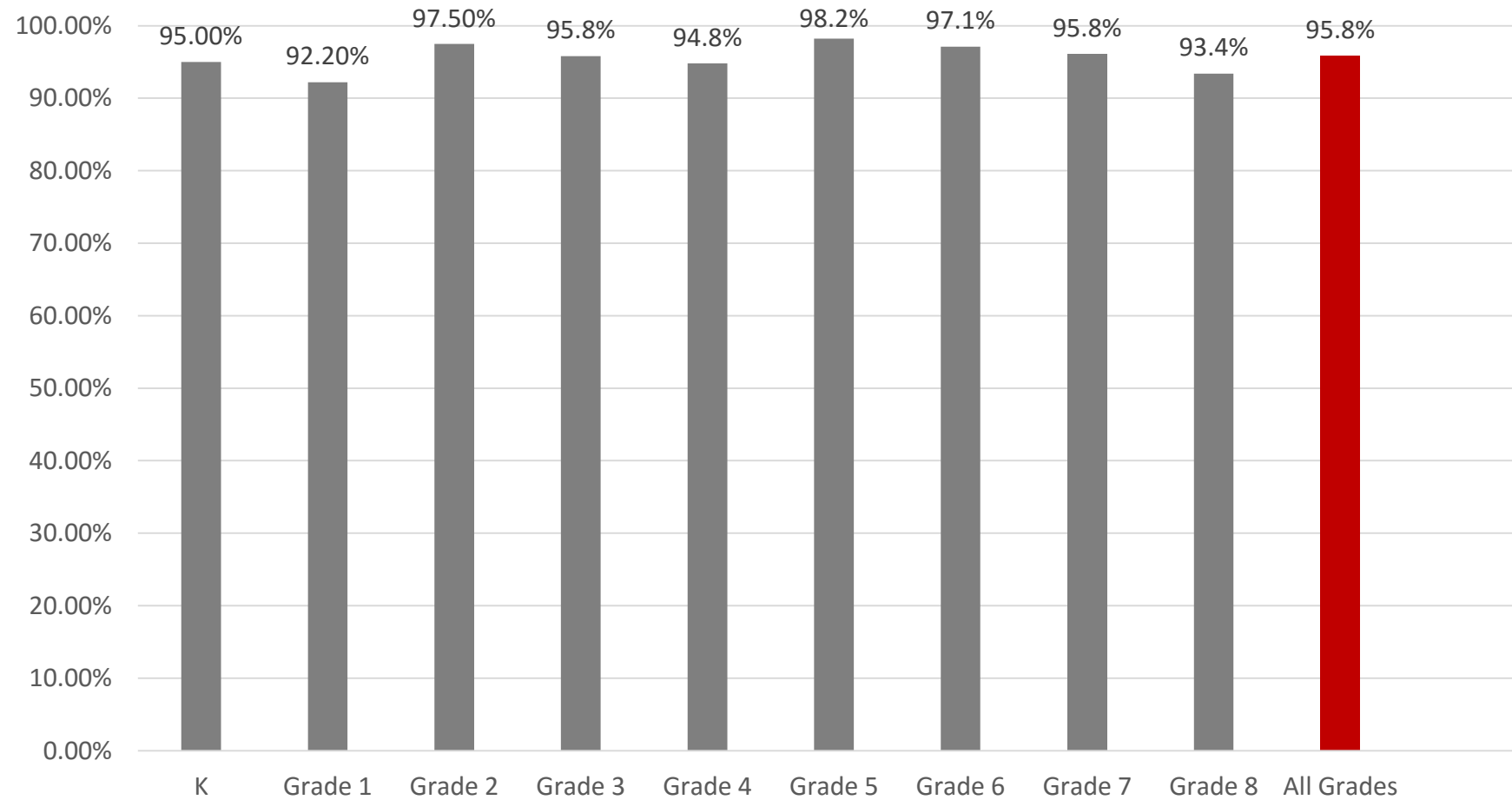
General Education	141	87.6%
Special Education	20	12.4%

English Language Learners

Non-ELL	159	98.8%
ELL	2	1.2%

Attendance Rates

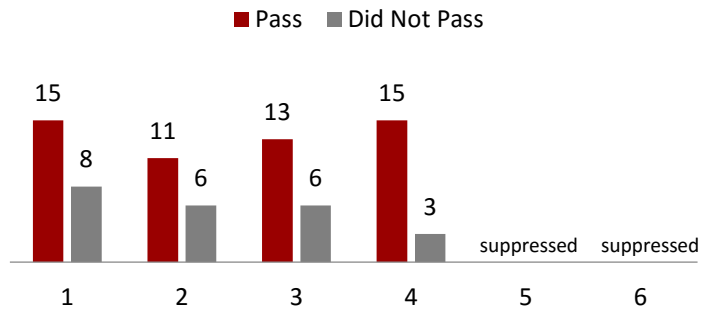
2016-2017 Academic Year



ISTEP+ Results

2016-2017 Academic Year

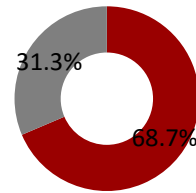
English Language Arts



English Language Arts

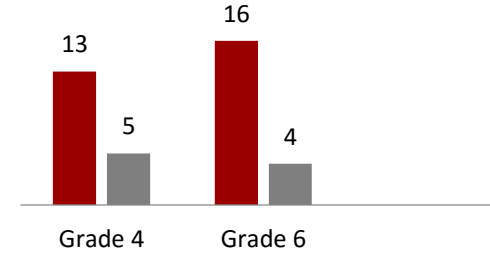
All Students

■ Pass ■ Did Not Pass

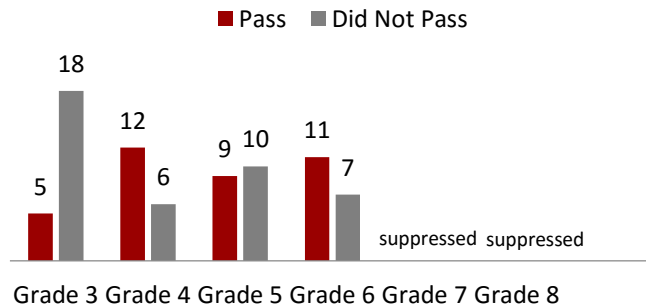


Science

■ Pass ■ Did Not Pass



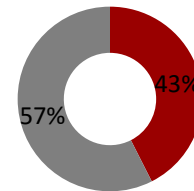
Mathematics



Mathematics

All Students

■ Pass ■ Did Not Pass



Student Growth and Improvement

2016-2017 Academic Year

Performance Domain	
Elementary: English/Language Arts	68.6% of students pass the assessment. This is above the state average. 99 % of students participated in the assessment.
Elementary: Mathematics	42.5% of students pass the assessment. This is below the state average. 100 % of students participated in the assessment.
High School: English/Language Arts	N/A
High School: Mathematics	N/A

Student Growth and Improvement

2016-2017 Academic Year

Growth Domain	
Elementary: English/Language Arts	99.2 points for Top 75% Growth 152.8 points for Bottom 25% Growth 126.0 points for Overall Growth
Elementary: Mathematics	63.3 points for Top 75% Growth 100.0 points for Bottom 25% Growth 81.7 points for Overall Growth
High School: English/Language Arts	N/A
High School: Mathematics	N/A

End Of Course Assessments

2016-2017 Academic Year

No end of course assessment data is available for Seven Oaks Classical School.

Graduation and Expulsion Rates

2016-2017 Academic Year

Graduation Rate

The school did not have high school students for the 2016-2017 school year.

Expulsion Rate

0 students	0%
------------	----

Smith Academy for Excellence



Smith Academy for Excellence

ADDRESS

725 West Washington Boulevard
Fort Wayne, IN 46802

TELEPHONE

(260) 579-6939

WEBSITE

<http://www.fwsafe.com/>

Grades Served:	4-12
Year Opened:	2012
Final Year in Contract:	2018-2019 (7 year charter)
Total Enrollment:	72 students
School Leaders:	Corey Smith

Enrollment Data

2016-2017 Academic Year

Enrollment by Grade

Grade 4	8
Grade 5	6
Grade 6	13
Grade 7	5
Grade 8	7
Grade 9	10
Grade 10	7
Grade 11	7
Grade 12	9
TOTAL	72

Ethnicity

African American	41	56.9%
Multiracial	9	12.5%
White	20	27.8%
Asian	2	2.8%

Meal Plan

Free	56	77.8%
Reduced Price	4	5.6%
Paid	12	16.7%

Special Education

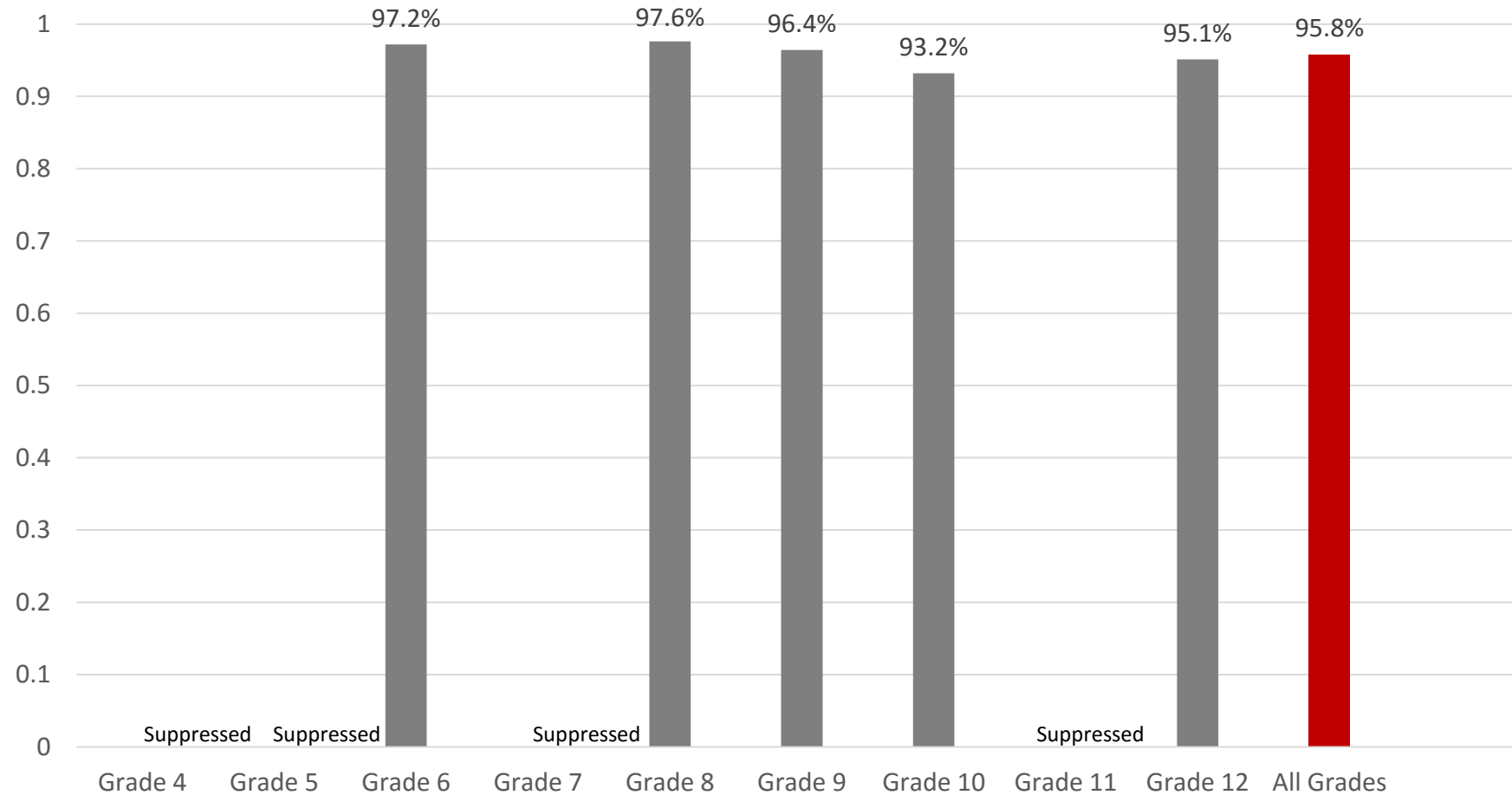
General Education	52	72.2%
Special Education	20	27.8%

English Language Learners

Non-ELL	71	98.6%
ELL	1	1.4%

Attendance Rates

2016-2017 Academic Year



Due to federal privacy laws, student performance data may not be displayed for any group of fewer than 10 students.

<https://compass.doe.in.gov/dashboard/enrollment.aspx?type=school&id=7952>

ISTEP+ Results

2016-2017 Academic Year

English Language Arts

■ Pass ■ Did Not Pass

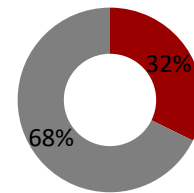
Data has been suppressed.

Grade 3 Grade 4 Grade 5 Grade 6 Grade 7 Grade 8

English Language Arts

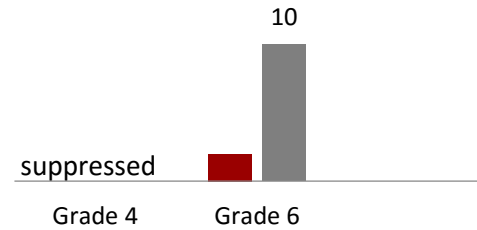
All Students

■ Pass ■ Did Not Pass



Science

■ Pass ■ Did Not Pass



Mathematics

■ Pass

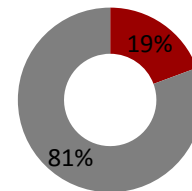
Data has been suppressed

Grade 3 Grade 4 Grade 5 Grade 6 Grade 7 Grade 8

Mathematics

All Students

■ Pass ■ Did Not Pass



Social Studies

■ Pass ■ Did Not Pass

Data has been suppressed

Grade 5 Grade 7

ISTEP+ Grade 10 Results

2016-2017 Academic Year

English Language Arts

■ Pass ■ Did Not Pass

Data has been suppressed

Grade
10

Mathematics

■ Pass ■ Did Not Pass

Data has been suppressed

Grade
10

Science

■ Pass ■ Did Not Pass

Data has been suppressed

Grade 10

Student Growth and Improvement

2016-2017 Academic Year

Performance Domain	
Elementary: English/Language Arts	32.3% of students pass the assessment. This is below the state average. 100 % of students participated in the assessment.
Elementary: Mathematics	19.4% of students pass the assessment. This is below the state average. 100 % of students participated in the assessment.
High School: English/Language Arts	N/A
High School: Mathematics	N/A

Student Growth and Improvement

2016-2017 Academic Year

Growth Domain	
Elementary: English/Language Arts	93.2 points for Top 75% Growth 107.1 points for Bottom 25% Growth 100.2 points for Overall Growth
Elementary: Mathematics	64.2 points for Top 75% Growth 83.3 points for Bottom 25% Growth 73.8 points for Overall Growth
High School: English/Language Arts	137.5 points for Growth
High School: Mathematics	158.4 points for Growth

End Of Course Assessments

2016-2017 Academic Year

Data has been suppressed for Smith Academy for Excellence School Corp.

Graduation and Expulsion Rates

2016-2017 Academic Year

Graduation Rate

6 students 75%

Core 40 Diplomas: 6

Honors Diplomas: 0

SAFE had 8 seniors and 6 graduated.

Expulsion Rate

2 students 2.7%

Status of Authorizer's Charter Schools

2016-2017 Academic Year

Status of Schools	
Approved but not yet open	None
Open and Operating	Dugger Union Community Schools (2015) Otwell Miller Academy (Opened Fall 2017) Seven Oaks Classical Schools (2016) Smith Academy for Excellence (2012)
Closed or having a charter that was not renewed	None

Decision Making Body

for the Grace Schools Charter Authority, LLC

Board Members

Dr. Bill Katip

Dr. John Lillis

Timothy Ziebarth

Paul Blair

Authorizer Fees Collected

by Grace Schools Charter Authority, LLC

Administrative Fees Collected				
School ID	School Name	Basic Tuition Support	% Charged	Yearly Administrative Fee
7952	Dugger Union Community School Corp.	\$1,887,366.60	3%	\$56,621
1114	Seven Oaks Classical School	\$928,933.33	3%	\$27,868
0242	Smith Academy for Excellence	\$487,700	1.4%	\$6,815* <small>*Reinvested the other 1.6% back into the school for school needs (\$7,816)</small>
	TOTAL			\$91,304

Authorizer Expenditures

by Grace Schools Charter Authority, LLC

Administrative Expenditures

School ID	School Name	Membership Dues/Fees	Travel Expenses	Legal Expenses	Consultant Fees	Salary and Benefits	Indirect	Total
7952	Dugger Union Community School Corp.	\$625	\$459					\$1,084
1114	Seven Oaks Classical School		\$767	\$477				\$1,244
0242	Smith Academy for Excellence	\$625	\$176					\$801
	General Operations and Support Services		\$1,574	\$5,208	\$3,031	\$67,891*	\$7,362**	\$85,066
	TOTAL	\$1,250	\$2,976	\$5,685	\$3,031	\$67,891	\$7,362	\$88,195

Notes:

* Allocation of one full-time employee salary and benefits

**Allocation of overhead and support services

Contact Information

at Grace College:

Tim Ziebarth	charterschools@grace.edu
Lorraine Bingham	charterschools@grace.edu
Melissa Chappell	charterschools@grace.edu

at Dugger Union Community School:

Mr. Ross Martin	rmartin@duggerunionschools.org
Mr. Darin Simpson	dsimpson@duggerunionschools.org

at Seven Oaks Classical School:

Dr. Stephen Shipp	stephen.shipp@sevenoaksclassical.org
-------------------	--------------------------------------

at Smith Academy for Excellence:

Mr. Corey Smith	corey@fwsafe.com
-----------------	------------------

Compliance

Grace Schools Charter Authority, LLC uses the Accountability System developed by the Indiana Charter School Board, 2012.