

**STATE BOARD OF ACCOUNTS**  
**302 West Washington Street**  
**Room E418**  
**INDIANAPOLIS, INDIANA 46204-2769**

FINANCIAL STATEMENT AND  
FEDERAL SINGLE AUDIT REPORT

OF

MARION COUNTY, INDIANA

January 1, 2022 to December 31, 2022



**FILED**

07/07/2023



**STATE OF INDIANA**  
AN EQUAL OPPORTUNITY EMPLOYER

STATE BOARD OF ACCOUNTS  
302 WEST WASHINGTON STREET  
ROOM E418  
INDIANAPOLIS, INDIANA 46204-2765

Telephone: (317) 232-2513  
Fax: (317) 232-4711  
Web Site: [www.in.gov/sboa](http://www.in.gov/sboa)

July 7, 2023

Mayor Joe Hogsett  
Members of the City-County Council  
200 East Washington St., Suite 2501  
Indianapolis, IN 46204

We have received the Annual Comprehensive Financial and Single Audit Reports of Marion County, Indiana, which have been opined on by FORVIS, LLP, Independent Public Accountants, for the period January 1, 2022 to December 31, 2022. Per the *Independent Auditor's Report*, the financial statements included in the Annual Comprehensive Financial Report present fairly the financial condition of Marion County, as of December 31, 2022, and the results of its operations for the period then ended, on the basis of accounting described in the reports.

We call your attention to two audit findings in the Single Audit Report. The findings appear on pages 10-12 of the Single Audit Report, which is included after the Annual Comprehensive Financial Report. Please refer to the Schedule of Findings and Questioned Costs on pages 8-9 for a Summary of Auditor's Results. Management's Corrective Action Plan appears at the end of the reports.

In our opinion, the audit reports were prepared in accordance with the guidelines established by the State Board of Accounts.

The audit reports are filed with this letter in our office as a matter of public record.

A handwritten signature in black ink that reads 'Tammy R. White'.

Tammy R. White, CPA  
Deputy State Examiner

# **Annual Comprehensive Financial Report**

## **Marion County, Indiana**

(A Component Unit of  
the Consolidated City of Indianapolis - Marion County)

**For the Year Ended December 31, 2022**

Office of Finance and Management



**Marion County, Indiana**  
**(A Component Unit of the Consolidated City of Indianapolis - Marion County)**  
**For the Year Ended December 31, 2022**

**Contents**

	<b>Page</b>
 <b>I. INTRODUCTORY SECTION (UNAUDITED)</b>	
Letter of Transmittal .....	1
Organization of Local Government and Taxing Districts	
Introduction.....	13
Form of Government.....	13
Other Governmental Units.....	13
Unigov Organizational Chart - Consolidated Government for Indianapolis - Marion County.....	15
Marion County Organization Chart .....	16
Schedule of Elected Officials, Department Heads, City-County Council Members, and Judiciary..	18
CERTIFICATE OF ACHIEVEMENT FOR EXCELLENCE IN FINANCIAL REPORTING .....	23
 <b>II. FINANCIAL SECTION</b>	
INDEPENDENT AUDITOR’S REPORT .....	24
MANAGEMENT’S DISCUSSION AND ANALYSIS - REQUIRED SUPPLEMENTARY INFORMATION (UNAUDITED) .....	27
<b>BASIC FINANCIAL STATEMENTS</b>	
Government-Wide Financial Statements	
Statement of Net Position .....	45
Statement of Activities.....	46
Fund Financial Statements	
Balance Sheet - Governmental Funds.....	47
Reconciliation of the Balance Sheet for Governmental Funds to the Statement of Net Position.....	48
Statement of Revenues, Expenditures and Changes in Fund Balances - Governmental Funds .....	49
Reconciliation of the Statement of Revenues, Expenditures and Changes in Fund Balances of Governmental Funds to the Statement of Activities .....	50
Statement of Net Position - Proprietary Fund.....	51
Statement of Revenues, Expenses and Changes in Fund Net Position - Proprietary Fund.....	52

**Marion County, Indiana**  
**(A Component Unit of the Consolidated City of Indianapolis - Marion County)**  
**For the Year Ended December 31, 2022**

**Contents (Continued)**

	<b>Page</b>
Statement of Cash Flows - Proprietary Fund .....	53
Statement of Fiduciary Net Position - Fiduciary Funds.....	54
Statement of Changes in Fiduciary Net Position - Fiduciary Funds.....	55
Notes to Basic Financial Statements.....	56
<b>REQUIRED SUPPLEMENTARY INFORMATION (UNAUDITED)</b>	
<b>Budgetary Comparison Information</b>	
Schedule of Revenues, Expenditures and Changes in Fund Balances - Budget and Actual - General Fund .....	107
Schedule of Revenues, Expenditures and Changes in Fund Balances - Budget and Actual - Public Safety Income Tax Fund.....	108
Schedule of Revenues, Expenditures and Changes in Fund Balances - Budget and Actual - Federal Grants.....	109
Notes to Required Supplementary Information - Budgetary Comparison.....	110
<b>Pension Information</b>	
Schedule of Changes in the County's Net Pension Liability - Sheriff's Retirement Plan - Last 10 Fiscal Years.....	112
Schedule of Changes in the County's Net Pension Liability - Sheriff's Disability Plan - Last 10 Fiscal Years.....	113
Schedule of Net Pension Liabilities and Related Ratios - Last 10 Fiscal Years.....	114
Schedule of Investment Returns - Last 10 Fiscal Years .....	115
Schedule of County's Proportionate Share of Net Pension Liability PERF Plan - Last 10 Fiscal Years .....	116
Schedule of County's Pension Contributions - Last 10 Fiscal Years .....	117
<b>Other Postemployment Benefit Information</b>	
Schedule of Changes in the County's Total OPEB Liability and Related Ratios - Last 10 Fiscal Years .....	118
<b>COMBINING AND INDIVIDUAL FUND FINANCIAL STATEMENTS AND SCHEDULES - OTHER SUPPLEMENTARY INFORMATION</b>	
Balance Sheet - General Fund .....	119
Statement of Revenues, Expenditures and Changes in Fund Balance - General Fund.....	120
Schedule of Expenditures by Character - General Fund - Budget and Actual.....	121
Combining Balance Sheet - Nonmajor Governmental Funds by Fund Type .....	124
Combining Statement of Revenues, Expenditures and Changes in Fund Balances - Nonmajor Governmental Funds by Type.....	125

**Marion County, Indiana**  
**(A Component Unit of the Consolidated City of Indianapolis - Marion County)**  
**For the Year Ended December 31, 2022**

**Contents (Continued)**

	<b>Page</b>
COMBINING AND INDIVIDUAL FUND FINANCIAL STATEMENTS AND SCHEDULES - OTHER SUPPLEMENTARY INFORMATION (CONTINUED)	
Combining Balance Sheet - Nonmajor Special Revenue Funds.....	126
Combining Statement of Revenues, Expenditures and Changes in Fund Balances - Nonmajor Special Revenue Funds.....	130
Schedule of Revenues, Expenditures and Changes in Fund Balances - Nonmajor Special Revenue Funds - Budget and Actual.....	134
Schedule of Expenditures by Character - Special Revenue Funds - Budget and Actual.....	141
Combining Balance Sheet - Nonmajor Debt Service Funds.....	148
Combining Statement of Revenues, Expenditures and Changes in Fund Balances - Nonmajor Debt Service Funds.....	149
Combining Statement of Revenues, Expenditures and Changes in Fund Balances - Nonmajor Debt Service Funds – Budget and Actual.....	150
Schedule of Expenditures by Character - Nonmajor Debt Service Funds - Budget and Actual.....	151
Combining Balance Sheet - Nonmajor Capital Projects Funds .....	152
Combining Statement of Revenues, Expenditures and Changes in Fund Balances - Nonmajor Capital Projects Funds .....	153
Combining Statement of Revenues, Expenditures and Changes in Fund Balances - Nonmajor Capital Projects Funds - Budget and Actual.....	154
Schedule of Expenditures by Character - Nonmajor Capital Projects Funds - Budget and Actual.....	155
Combining Statement of Fiduciary Net Position - Pension (and Other Employee Benefit) Trust Funds .....	156
Combining Statement of Changes in Fiduciary Net Position - Pension (and Other Employee Benefit) Trust Funds .....	157
Combining Statement of Fiduciary Net Position - Custodial Funds.....	158
Combining Statement of Changes in Fiduciary Net Position - Custodial Funds.....	161

**Marion County, Indiana**  
**(A Component Unit of the Consolidated City of Indianapolis - Marion County)**  
**For the Year Ended December 31, 2022**

**Contents (Continued)**

	<b>Page</b>
<b>III. STATISTICAL SECTION (UNAUDITED)</b>	
Net Position by Component.....	164
Schedule of Changes in Net Position.....	165
Program Revenues by Function/Program.....	166
Fund Balances - Governmental Funds.....	167
Schedule of Changes in Fund Balances - Governmental Funds.....	168
Tax Revenues by Source - Governmental Funds.....	169
Assessed Value and Estimated Actual Value of Taxable Property.....	170
Direct and Overlapping Governments - Property Tax Rates.....	171
Principal Property Tax Payers.....	172
Property Tax Levies and Collections.....	173
Ratios of Outstanding Debt by Type.....	174
Schedule of Direct and Overlapping Debt and Bonded Debt Limit.....	175
Demographic and Economic Statistics.....	178
Principal Employers.....	179
Full-Time Equivalent County Government Employees by Function/Program.....	180
Operating Indicators by Function/Program.....	181
Capital Asset Statistics by Function/Program.....	183



## Introductory Section



June 22, 2023

To the Honorable County Chief Executive Joe Hogsett, County Commissioners, Members of the City-County Council, and Citizens of Marion County:

I submit to you the Annual Comprehensive Financial Report (“ACFR”) of Marion County (“County”) for the fiscal year ended December 31, 2022. The County is a component unit of the Consolidated City of Indianapolis – Marion County Reporting Entity. This report was prepared by the Office of Finance and Management (“OFM”). Responsibility for both the accuracy of the data presented and the completeness and fairness of the presentation, including all disclosures, rests with the Controller of the City of Indianapolis-Marion County. The data, as presented, is accurate in all material respects. It is presented in a manner designed to set forth the financial position and results of operations of the County. Disclosures necessary to enable the reader to gain the maximum understanding of the County’s financial affairs are included.

The ACFR conforms to the standards for financial reporting of the Governmental Accounting Standards Board (“GASB”) and the Government Finance Officers Association of the United States and Canada (“GFOA”). There are three main sections to this report. The Introductory Section includes this letter, the Certificate of Achievement for Excellence in Financial Reporting, a description of the government and related taxing districts, a list of elected officials, and the County’s organizational charts. The Financial Section includes the independent auditor’s report, management’s discussion and analysis (“MD&A”), the basic financial statements for the County, and supplementary information. The Statistical Section includes selected financial and demographic information presented on a multiyear basis. The MD&A can be found starting on page 27.

The County is required to undergo an annual single audit in conformity with the provisions of the *Title 2 U.S. Code of Federal Regulations (CFR) Part 200, Uniform Administrative Requirements, Cost Principles, and Audit Requirements for Federal Awards* (Uniform Guidance). Information related to the single audit, including the schedule of expenditures of federal awards, findings and recommendations, and auditor’s reports on internal control and compliance with applicable laws and regulations, is included in a separate report.

This report contains all funds of the County. The County Auditor, Treasurer, Coroner, Prosecutor, Recorder, Sheriff, Surveyor, Assessor, Clerk of the Circuit Court, Judge of the Circuit Court, Superior Court Judges, and the Mayor, as the County Chief Executive, serve as the executive body for the County, while the City-County Council (“Council”) serves as the legislative body for both the City and the County. The Circuit Court and Marion Superior Court serve as the judicial body of the County. The County provides services in protection of people and property, corrections, judicial, culture and recreation, real estate and assessments, and health and welfare.

## ***ECONOMIC CONDITION AND OUTLOOK***

### **Regional Economy**

Marion County has a growing and diversified economy with employment and per capita income rates that historically have outperformed both state and national averages. The Indianapolis Chamber of Commerce reported 64 successful relocation and expansion projects in 2022, leading to 3,982 new jobs with an average wage of \$37.81 an hour and 4,542 retained jobs at an average of \$38.67 per hour with over \$1.1 billion in capital investment.<sup>1</sup> Three of Indiana's Fortune 500 companies are located in Indianapolis and the County is home to many of the State's largest public companies, including: Elevance Health (Anthem Inc.), Eli Lilly and Co., Simon Property Group Inc., Calumet Specialty Products Partners LP, Allison Transmission Holdings Inc., and Duke Realty Corp. The County is also a logistics center that features the world's second-largest FedEx Corp hub, United Parcel Service Inc., Schneider National Inc., and others.<sup>2</sup>

Known as the *Crossroads of America*, Indianapolis-Marion County is connected to the rest of the nation by four major interstate highways, making it a prime location for distribution and shipping. Indianapolis is also home to the Indianapolis International Airport (IND), which averaged 117 daily flights to 45 nonstop destinations in 2022. More than 8.7 million passengers flew through IND in 2022, an increase in overall passenger traffic by 21.1% percent compared to 2021.<sup>3</sup> In addition to providing a workforce of 22,500 jobs, IND is home to the world's second largest FedEx operation and the nation's eighth-largest cargo facility.<sup>4</sup> IND recorded 1.25 million tons of total cargo in 2022 and 6.01 million tons of landed weight.<sup>5</sup> In 2018, FedEx Corp announced a major expansion of its IND facility, and now has 1.9 million square feet with 80 gates, doubling capacity from two sorts to four sorts per day, with employment increasing to between 4,100 and 4,600 (subject to peak periods). FedEx Corp extended its land lease through 2053, with options for two 10-year renewals<sup>6</sup>. In 2021, FedEx funded \$252 million in improvements at its sort facility and capacity expansion.<sup>7</sup> In 2021, FedEx processed the highest volume of cargo in their history at IND.<sup>8</sup> In 2023, IND was voted Best Airport in North America by Airports Council International for the eleventh consecutive year<sup>9</sup> and was listed among the Top 10 Best Domestic Airports by Travel+Leisure.<sup>10</sup>

The County is home to 25 institutions of higher learning with over 141,000 students enrolled in the 2021-2022 academic year.<sup>11</sup> Seventeen colleges within Marion County offer Associate's Degrees and 22 Universities offer Bachelor's Degrees or higher, supporting the high educational attainment rate of 32.8% for Indianapolis' residents with bachelor's degree or higher.<sup>12</sup> These include Indiana University-Purdue University Indianapolis (IUPUI), Butler University, University of Indianapolis, Marian University, Ivy Tech Community College and others.<sup>13</sup> The Indianapolis area is served by 246 K-12 schools and 11 public school districts, with a population of 159,000 students distributed among all public and private schools.<sup>14</sup>

---

<sup>1</sup> Data retrieved from: <https://indychamber.com/news/develop-indy-year-end-review-by-the-numbers/>

<sup>2</sup> The Indianapolis Chamber of Commerce. "Indianapolis Region Largest Logistics Companies." <https://indychamber.com/economic-development/indy-partnership/>.

<sup>3</sup> Indianapolis Airport Authority, Annual Report, 2022

<sup>4</sup> [https://www.faa.gov/airports/planning\\_capacity/passenger\\_allcargo\\_stats/passenger/cy21\\_cargo\\_airports](https://www.faa.gov/airports/planning_capacity/passenger_allcargo_stats/passenger/cy21_cargo_airports)

<sup>5</sup> Indianapolis Airport Authority. "December 2022 IND Airline Activity Report"

<sup>6</sup> [Indianapolis Airport Authority Staff update](#)

<sup>7</sup> Ibid.

<sup>8</sup> IND "Indy Airport Ahead of Other Airports in Passenger Traffic Recovery" <https://www.ind.com/about/media/media-releases/indy-airport-ahead-of-other-airports-in-passenger-traffic-recovery>

<sup>9</sup> Airports Council International. "ACI Reveals World's Best Airports for Customer Experience" <https://aci.aero/programs-and-services/asq/asq-awards-and-recognition/>

<sup>10</sup> Travel + Leisure. "The Top Ten Domestic Airports" <https://www.travelandleisure.com/worlds-best/airports-domestic>

<sup>11</sup> Marion County Post-Secondary Education Student Enrollment: <https://nces.ed.gov/collegenavigator/?s=IN&of=1&od=0&pg=5>

<sup>12</sup> U.S. Census Bureau, 2021 ACS 1-Year Estimates and The Indy Partnership website:

<https://properties.zoomprospector.com/indypartnership/community/Marion-County-IN/18097>.

<sup>13</sup> National Center for Education Statistics, Indiana <https://nces.ed.gov/collegenavigator/?s=IN&zc=46204&zd=15&of=3>

<sup>14</sup> Public School Review "Top 10 Best Marion County Public Schools (2022-23)"

Indianapolis-Marion County Healthcare sector has expanded in the past decade and continues to grow. Eskenazi Hospital, Indiana's largest public hospital, was completed in December 2013. The \$750 million state-of-the-art facility houses Level I Trauma and Burn Units, psychiatric, long-term, outpatient, and other care centers. Indiana University Health ("IU Health") continues to expand in the County; previously, IU Health announced a \$1.6 billion expansion and in 2022 increased the expansion with an additional investment of \$1.08 billion citing increased patient demand. In 2023, IU Health announced an updated price tag of the expansion totaling \$4.3 billion. The three patient towers will now be 16-story towers up from the previously planned 12-story towers and patient rooms will be increased by 29% to 864 rooms from 672 rooms, for a total space of over 2 million square feet.<sup>15</sup> The project also includes a new five-story office building and parking garage. The complex will consolidate the IU Health Methodist and IU Health University Hospitals into a 44-acre, integrated "green" campus and construction is underway.<sup>16</sup> IU School of Medicine broke ground in 2022 on a new \$230 million medical education and research center.<sup>17</sup> Riley Hospital completed a \$142 million expansion of a new maternity and newborn health center in 2021, serving as the largest NICU in Indiana and among the largest in the country.<sup>18</sup>

In addition to the healthcare sector, Indianapolis employs nearly 25,000 people in the life sciences industry, with companies such as Corteva Agriscience (DowDuPont (DWDP)), Eli Lilly and Co. (LLY), and Elevance Health (Anthem Inc. (ELV)), headquartered in Indianapolis and Roche Diagnostics (RHHBY), Express Scripts (ESRX), and Covance Inc. (CVD) operating in the County. A report from the Indiana Business Research Center and BioCrossroads notes that Indiana is the third highest life science-exporting state in the United States. Indiana exported \$13 billion worth of life science products in 2022, an estimated \$77 billion in State economic impact.<sup>19</sup> In 2022, 37 Indiana Life Science companies raised more than \$620 million in venture capital funding, an increase of \$200 million from 2021.<sup>20</sup> In November 2019, Lilly announced \$400 million in new investments at the Lilly Technology Center in three phases to increase capacity for new medicines and future diabetes therapies, resulting in over 100 new, highly skilled jobs.<sup>21</sup> The company has invested roughly \$4.5 billion<sup>22</sup> in its Indianapolis facilities since 2012 and has over 2.7 million square feet of laboratory space.<sup>23</sup> Lilly continues to invest in the Indianapolis area and in 2022 announced a \$3.7 billion research and manufacturing facility in neighboring Boone County.<sup>24</sup>

---

<sup>15</sup> *Indianapolis Business Journal*, "IU Health expands plan for downtown hospital, pushing price tag to \$4.3B" <https://www.ibj.com/articles/new-price-tag-of-iu-healths-downtown-hospital-4-3-billion>

<sup>16</sup> *Inside Indiana Business*, "IU Health reevaluating scope of \$2.68B downtown campus" <https://www.insideindianabusiness.com/articles/iu-health-reevaluating-scope-of-2-68b-downtown-hospital-campus>

<sup>17</sup> *Indianapolis Business Journal*, "IU School of Medicine to break ground on new, \$230M home" <https://www.ibj.com/articles/iu-school-of-medicine-to-break-ground-on-new-230m-home>

<sup>18</sup> *Indianapolis Business Journal*, Riley Hospital's new maternity tower strives for a smooth delivery <https://www.ibj.com/articles/riley-hospitals-new-maternity-tower-strives-for-a-smooth-delivery>

<sup>19</sup> *Inside Indiana Business* "Record year of life sciences exports" <https://www.insideindianabusiness.com/articles/a-record-year-of-life-sciences-exports>

<sup>20</sup> BioCrossroads, Indiana's Life Sciences Industry [https://www.cicpindiana.com/wp-content/uploads/2023/03/BIOX\\_2022-Annual-Report\\_WEB-FINAL.pdf](https://www.cicpindiana.com/wp-content/uploads/2023/03/BIOX_2022-Annual-Report_WEB-FINAL.pdf)

<sup>21</sup> *WFYI Indianapolis*, "Eli Lilly To Invest \$400 Million Upgrading, Expanding Its Indiana Manufacturing", November 20, 2019 <https://www.wfyi.org/news/articles/eli-lilly-to-invest-400-million-upgrading-expanding-its-indiana-manufacturing>

<sup>22</sup> *IndyStar* "Eli Lilly seeks \$24 million in tax abatements for renovations and expansion" <https://www.indystar.com/story/news/local/marion-county/2020/07/21/eli-lilly-seeks-roughly-24-million-tax-abatements-over-decade/5442778002/>

<sup>23</sup> *IndyStar* "Lilly unveils new \$75M research building in Indianapolis" <https://www.ibj.com/articles/69436-lilly-unveils-new-75m-research-building-in-indianapolis>

<sup>24</sup> *IndyStar* "Lilly add another \$1.6B, 200 jobs to Boone County project" <https://www.indystar.com/story/news/local/indianapolis/2023/04/17/lilly-adds-1-6b-200-jobs-to-boone-county-project/70122119007/>

Indianapolis continues to be a major sports and convention destination. Indianapolis Motor Speedway is home to the Indy 500 race, Lucas Oil Stadium is home to the Indianapolis Colts, hosting Super Bowl XLVI and multiple NCAA Men's Final Four tournaments and Big Ten Football Championships. Indianapolis annually hosts the Big Ten Football championship game and has won the bid for several large events including: the 2021 NBA All-Star Weekend; the Women's Big Ten Basketball Tournament; the NCAA Men's 2021 Final Four; and the NCAA College 2022 Football National Championship. Due to the ongoing COVID-19 Pandemic, the City-County hosted the 2021 Big Ten Men and Women's Basketball Tournament, the entire 64-game NCAA Men's Basketball Tournament and will host the 2024 NBA All-Star Weekend that was originally scheduled to be hosted in Indianapolis in 2021. After a hiatus due to the pandemic, the NFL Combine returned to Indianapolis in 2022 and will stay through 2024. Indianapolis hosted the NBA2K League in 2022, the first year the League operated outside of New York City. The 2024 USA Swimming Olympic Team Trial will be at Lucas Oil Stadium. Additionally, Indianapolis will host the NCAA Basketball Final Four Men's in 2026 and 2029 and the NCAA Basketball Final Four Women's in 2028. Gainbridge Fieldhouse is home to the Indiana Pacers and the Indiana Fever, which is currently undergoing a \$360 million renovation and expansion project with interior renovation completed in 2022 and outdoor expansion expected to be completed by summer 2023. Victory Field is home to the Indianapolis Indians, Pittsburgh's Triple-A affiliate. All three major sports facilities are within walking distance or connected by the skywalk system to the Indiana Convention Center.

The Indiana Convention Center is the 24th largest convention center by exhibition size in the U.S. and is poised for another major expansion. The 300,000 square-foot expansion includes a 50,000 square-foot ballroom and new pedestrian skybridge and is scheduled to open in 2026. Indianapolis hosted 27 million visitors in 2022. Hotel performance in Marion County finished strong in 2022, with hotel revenue at 105.6% and hotel occupancy at 93.8% of record-setting 2019 levels. The top annual conventions and events include Gen Con (70,000 visitors), National FFA Convention (64,000 visitors), Big Ten Championship (70,000 visitors), and the Indy 500 (up to 300,000 attending). For 2022, Visit Indy reported \$4.9 billion in economic impact from convention tourism, making a full recovery to pre-pandemic levels. Indianapolis is slated to host 518 events in 2023.

Key cultural destinations include the Indianapolis Zoo, the Indiana State Museum, the NCAA Headquarters and Hall of Champions, the Eiteljorg Museum of American Indian and Western Art, the Children's Museum of Indianapolis, Newfields: A Place for Nature & The Arts (previously known as the Indianapolis Museum of Art) and seven war memorials and monuments honoring our nation's fallen. The Children's Museum of Indianapolis, the largest of its kind,<sup>25</sup> was named USA Today's best Children's Museum in the U.S in 2023.<sup>26</sup> The County's expanding culinary scene has been recognized by Condé Nast Traveler as "the most underrated food city in the U.S." Forbes named Indianapolis one of the "25 Best Places to Visit in 2020"<sup>27</sup> and Travel and Leisure ranked Indianapolis #19 "50 Best Places to Travel in 2021"<sup>28</sup> citing the newly opened Bottleworks development as a key destination to visit. In 2022, BestLife named Newfields' 150-acre campus and gardens to the top of their "The 10 Best U.S. Gardens to Stroll Through – Even in Cold Weather."<sup>29</sup> Food & Wine named Indianapolis as one of "America's Next Great Food Cities" in 2022, noting the City's "real diversity of cuisines; an abundance of affordable, quality dining options; and a vibrant mix of personalities championing food access for all."<sup>30</sup>

---

<sup>25</sup> Wikipedia "The Children's Museum of Indianapolis" [https://en.wikipedia.org/wiki/The\\_Children%27s\\_Museum\\_of\\_Indianapolis](https://en.wikipedia.org/wiki/The_Children%27s_Museum_of_Indianapolis)

<sup>26</sup> USA Today "Best Children's Museum (2023)" <https://www.10best.com/awards/travel/best-childrens-museum-2023/>

<sup>27</sup> Forbes "Best Places to Travel in 2020" <https://www.forbes.com/sites/laurabegleybloom/2019/12/19/best-places-travel-us-2020/?sh=55d493f84898>

<sup>28</sup> Travel and Leisure "21 Best Places to Travel in 2021" <https://www.travelandleisure.com/trip-ideas/best-places-to-travel-in-2021>

<sup>29</sup> BestLife "The 10 Best U.S. Gardens To Stroll Through—Even in Cold Weather" <https://bestlifeonline.com/best-garden-in-us-news/>

<sup>30</sup> Food & Wine "These Are America's Next Great Food Cities" <https://www.foodandwine.com/travel/best-food-cities>

## **Economic Development**

2022 continued to be a strong year for Indianapolis-Marion County economic development with high job growth in emerging sectors like radiopharmaceuticals, advanced manufacturing, innovative engineering, and more. These year-end numbers indicate Indianapolis-Marion County economic development investment from growing industries, creating an environment that attracts employers, drives placemaking, and creates an opportunity for breakthrough innovations. 2022 was a historic year for community and economic development across Indianapolis-Marion County neighborhoods, from large-scale projects to growing the stock of affordable housing, to the release of a historic number of redevelopment opportunities—Indianapolis-Marion County is creating a better City-County for residents and businesses.

The City-County, in partnership with Develop Indy, operated for the third year under an “Inclusive Incentives” policy to advance job opportunities for Indianapolis residents and remove barriers to employment that prevent individuals from attaining and retaining good-paying jobs. The City-County tax abatement policy continues to target industries that support the growth of jobs paying more than \$18 per hour and providing opportunities for both skilled and sub-baccalaureate workers. Businesses receiving incentives must also invest in social supports for their workforce, including transit, childcare, and training. These changes are supported by data-driven research from the City-County and Indy Chamber’s engagement with the Brookings Institution, and are intended to align the City-County tax incentives with areas of growth and opportunity in the City-County economy.

Since 2016, the City-County has favored the use of developer-backed bonds as a primary way to incentivize private mixed-use real estate economic development projects, a policy that limits the City-County exposure by only pledging a portion of Tax Increment Finance revenues from the project toward debt, with the developer backing any shortfall. Other considerations for incentivization include transit-oriented development, the creation of affordable and workforce housing, and activation of vacant or under-performing parcels.

Develop Indy is also engaged in business and community development efforts beyond traditional corporate attraction. With the tight labor market, Develop Indy’s Business Retention and Expansion manager worked with community and re-entry organizations such as Program of All-Inclusive Care for the Elderly (“PACE”), Indiana Department of Correction (“IDOC”), Helping Veterans and Families (“HVAF”), and the Indianapolis Urban League to help refer 500+ individuals into accessible jobs. As part of the Indy Chamber and a partner of the City-County, Develop Indy also continues to serve a customer service function to support the existing business community, while welcoming new businesses to the City-County.

## **2022 Job Commitments and Investments**

In support of the primary economic development goals for the City-County, 8,524 job commitments (3,982 new jobs/4,542 current and retained jobs) and over \$1.1 billion in capital investment from 64 successful relocation and expansion projects were announced in 2022. The average wage for retained jobs was \$38.67 per hour and the average wage for new jobs was \$37.81 per hour. These successes were realized due to the partnership between the Mayor’s Office and the Indy Chamber. The commitment from companies to add and retain over 8,524 jobs and invest more than \$1.1 billion in Indianapolis is a testament to the fact that the City-County continues to be a great place to live and do business. Companies benefit from Indianapolis-Marion County stable, affordable and pro-growth economic environment, skilled workforce, central location, and overall low cost of doing business. Of the \$1.1 billion in investment this year, roughly 50% was through real estate development supporting businesses, residents, and tourism.

## **2022 Notable Projects**

**Combined Curiosity LLC:** Indianapolis-based Combined Curiosity LLC announced plans to create more than 300 jobs by the end of 2026 for its growing consumer-centric platform. The company's technology helps connect people with educational and recreational online courses and hobbies.

**UKG Inc:** Human-resources technology company UKG Inc. already has more than 300 employees at its downtown Indianapolis office and plans to create up to an additional 200 new, high-wage jobs over the next three years. UKG offers a software platform for handling payroll, timekeeping, employee scheduling and other human resources functions. The company has dual headquarters in Lowell, Massachusetts, and Weston, Florida, and employs nearly 15,000 people worldwide.

**Tek Experts:** Tek Experts, the global information technology and business support services company, is opening its second United States location in Indianapolis, capitalizing on the tremendous pool of technical talent available in the region. The company plans to create up to 500 jobs by the end of 2027 in central Indiana as part of the launch.

**Rolls-Royce:** In Indianapolis, Rolls-Royce's facilities develop, test and manufacture aircraft engines for use in civilian and military applications. Since 2015, Rolls-Royce has invested over \$600 million to modernize its facilities, keeping up to date with today's manufacturing standards. As the company continues optimizing efficiency at their main Indianapolis campus, Rolls-Royce will be investing \$63.5 million over the next year to renovate its testing campus. This construction activity will be complemented by a \$154.1 million investment in machinery and equipment on site, through 2026.

**RayzeBio:** A San Diego-based radiopharmaceutical company focused on the development of cancer therapies targeting solid tumors. The company is opening its first facility in Indianapolis, making a \$45 million investment for the redevelopment and equipping of a 63,000 square foot warehouse into a fully functional GMP Radiopharmaceutical research and development facility. RayzeBio will also be creating up to 70 new jobs by the end of 2026.

**Indy Innovation Apartments:** Browning Investments LLC in partnership with Barrett & Stokely Inc. broke ground this year on Indy Innovation Apartments, a \$50 million multifamily project with 279-units, contributing to the momentum of 16Tech, a 50-acre technology-focused development located northwest of downtown.

**1820 Ventures - Cole Motor Redevelopment:** City-County Council authorized up to \$15.5 million in Economic Development Tax Increment Revenue Bonds to 1820 Ventures, LLC, for the redevelopment of the former Jail II building and Arrestee Processing Center, located at approximately 730 E. Washington St. and 752 E. Market St. 1820 Ventures plans to spend about \$120 million to develop the project. Current plans call for street-level retail off of Washington and Market streets, an education component, a co-working space and a second location for longtime Broad Ripple music venue The Vogue. The 180,000-square-foot Jail II building will be converted into 140 market-rate and affordable one-, two- and three-bedroom units—along with a rooftop deck and amenities including a dog park and fitness center. Construction at the site is set to begin in 2023.

**Lauth – Thunderbird Commerce Center:** Lauth Group Inc is developing a \$175 million multi-tenant industrial park at the former Ford Visteon plant on the east side. The 148-acre site that Lauth has branded Thunderbird Commerce Center is expected to be a 2,000,000 square-foot modern industrial park. Two structures are already in the works for Thunderbird: the first, a build-to suit building on 44 acres in the southwest corner of the property, and another 608,000 square-foot warehouse set to be completed by the end of 2023. Monarch Distributing, LLC, one of the tenants at this development is committing to retaining 500 jobs.

**Direct Connect Logistix Inc.:** Indianapolis-based logistics company, announced plans to move its headquarters to the Circle Centre Mall taking over 52,000 square feet and plans to add an additional 150 employees by the end of 2023. The company currently has approximately 250 employees based in Indianapolis.

**Spot Freight Inc.:** National logistics company, announced in late 2022 the opening of its second Indianapolis office and plans to grow its office staff from 350 to 600. The company will have two locations in Downtown's Mile Square, more than doubling their downtown office space.

**Historic Stutz building:** A former auto factory – is undergoing an \$80 million renovation to update the over 400,000 square foot buildings. The property will continue to be home to offices, artist studios, lab space and more. The over 100-year-old property will see 12 new restaurants and shops, a Stutz car museum, event space, health and wellness offerings, updated alleyways and public spaces.

**Bottleworks District:** The \$300 million Bottleworks District, as featured by TIME's "World's Greatest Places 2021," opened Phase I in 2020 featuring a food hall, hotel, movie theatre, retail space and office space. Phase II is underway and set for completion in 2025, including 182,000 square feet of office space and 38,000 square feet of additional retail. Apartment Therapy has highlighted the Art Deco architecture preserved from the former Coca-Cola bottling plant and incorporated throughout the development.

**16 Tech:** a 50-acre innovation campus located on the northwest side of downtown, is home to the Indiana Biosciences Research Institute. The first project phase, which opened in 2020, included: 1) a 120,000 square foot Innovation Building I; 2) Hq0, a 105,000 square foot coworking, incubator and makerspace; and 3) the Artisan Marketplace, a 40,000 square foot building with over 20 food vendors. The City invested \$55.8 million in the innovation district's public infrastructure through tax increment-backed bonds issued in 2019 and 2022. A 1,000 -space parking garage opened in 2022, and the groundbreaking for a new, architecturally significant bridge over Fall Creek took place in March 2023. Construction of a 279-unit multi-family residential project is expected to begin this year. Additional office space, lab space and a central public green are planned for future phases.

**Elanco Animal Health Inc.:** In April 2023, broke ground on a \$100 million new global headquarters at the former General Motors stamping plant site west of downtown. The state-of-the-art facility is designed to incorporate post-pandemic work concepts as well as sustainability, on a 45-acre campus that will relocate 1,623 jobs to the downtown area and create up to 573 high-wage jobs. The City issued Consolidated TIF bonds in 2022 to contribute \$64 million to the new campus and its infrastructure and an additional \$51 million for a new bridge across the White River and additional public infrastructure and connectivity. The headquarters is estimated to be completed in February 2025.

### ***LONG-TERM FINANCIAL PLANNING***

The Office of Finance and Management ("OFM") is responsible for financial planning for Marion County and the City. OFM is also responsible for the annual budgets of all agencies, both the development and the execution. OFM employs a sophisticated modeling system to estimate property tax revenues for both the current budget year and future years. With this tool, we have more ability to model the effects of property tax caps and tax increment capture than any other municipality in the State of Indiana.

### **Property Tax**

The County collected \$169 million in net property tax revenue in 2022. The County expects to collect \$178 million in net property tax revenue in 2023. The Circuit breaker impact is estimated to be \$25 million in 2023, approximately 12% of certified property tax levies. This represents a decrease from the \$29 million loss in property tax revenue experienced in 2022.

This revenue loss is due to House Enrolled Act 1001, enacted by the Indiana General Assembly in 2008, which limits the property tax liability of each parcel. The law set a three (3) tiered cap on property tax liability covering the five (5) property classes – homesteads, other residential, agricultural, commercial, and industrial. These tiers are structured as follows:

- Maximum liability equals 1% of parcel GAV – homesteads;
- Maximum liability equals 2% of parcel GAV – agricultural and other residential;
- Maximum liability equals 3% of parcel GAV – commercial and industrial.

### **Local Income Tax (“LIT”)**

LIT is an income tax-based revenue stream with a flat rate structure, imposed on state adjusted gross income of County taxpayers. The tax rate is imposed based on the residency of the taxpayer, not the county of employment. The tax is authorized by statute and is applicable to all Indiana municipalities. The tax does not sunset. The LIT rate is established by the Marion County Income Tax Council.

In Indiana, the State Department of Revenue serves as the collection agent for all County income taxes. Thus, each county relies on annual distributions of county income tax revenues from the State. The State Budget Agency ("SBA"), in collaboration with the State Department of Revenue and the Department of Local Government Finance, administers these annual distributions. These annual distributions are shared among the county government, all townships, and the municipalities located within the county, including the City. For Marion County, OFM is responsible for calculating the allocation of county income tax revenues to all eligible entities pursuant to a Marion County specific formula found in State statute. OFM works very closely with the State Budget Agency to track and forecast income tax collections and annual certified distributions.

The certified distribution is a guaranteed amount of LIT revenue remitted by the State Auditor to the County Treasurer monthly in 1/12th increments based on total income tax returns processed from July-December of the prior fiscal year and January-June of the current fiscal year. For 2022, total local income tax revenue distributed to the County attributed to the annual certified distribution was \$94 million which includes the three components of the income taxes, the total rate in 2022 was 1.7603%: County Option Income Tax (“COIT”) (1.0300%), Public Safety Income Tax (“PSIT”) (0.5000%), and the Local Option Income Tax (“LOIT”) Levy Freeze (0.2303%). The certified 2023 County income tax amount is \$103 million, an increase of \$9 million from 2022. The increase is mainly attributed to organic growth in income taxes. The effects of economic events on income tax collections are not revealed in annual distributions to counties until two years later, due to the fact that certified distributions are based on income earned two years in arrears. Per statute, when the balance exceeds 15% of the certified distribution, supplemental distributions are released based upon the balance in the Trust Account reported two years prior to the certified distribution year. Every April, the SBA reviews the amount each local entity has generated in the State-held Trust Fund and, if applicable, distributes any excess in May. The County received a supplemental distribution in May of 2022 for \$3.3 million, bringing up the total income taxes distributed in 2022 to \$97.3 million.

### **5-Year Forecasting**

As part of the long-term financial planning for the County, the Controller has developed a 5-year financial plan focusing on available funds over the next 5 years. The 5-year financial plan will provide projections of major revenue sources such as property taxes, income taxes, other major miscellaneous revenue sources, and the impact of the circuit breaker. In addition, the plan makes various assumptions for major expenditures such as personnel costs, contractual obligations, and capital needs. The 5-year financial plan will be reviewed and updated quarterly to monitor and respond to changes in fund balances, revenues, and expenditures.

## ***RELEVANT FINANCIAL POLICIES***

### **Internal Control Structure**

Management of the County is responsible to establish and maintain an internal control structure that ensures the assets of the government are protected from loss, theft, or misuse and ensures that adequate accounting data are compiled to allow for the preparation of financial statements in conformity with accounting principles generally accepted in the United States of America. The internal control structure is designed to provide reasonable, but not absolute, assurance that these objectives are met. The concept of reasonable assurance recognizes that: (1) the cost of a control should not exceed the benefits likely to be derived; and (2) the valuation of costs and benefits requires estimates and judgments by management.

### **Budgetary Control**

Budgetary control is maintained for certain funds, at the object level of expenditure by the encumbrance of purchase orders against available appropriations. The County uses the Governmental Accounting Standards Board (“GASB”) expenditure terminology (object) for financial reporting purposes and State of Indiana expenditure terminology (character) for internal accounting purposes. Capital projects reimbursable by grant revenues are encumbered for the total amount of the estimated project cost. Outstanding encumbrances to be financed from future revenues, other than approved grant revenues and certain County general budgetary account reimbursements, are recorded in their entirety as assigned fund balances.

## ***MAJOR INITIATIVES***

The County continues to identify ways to create efficiencies and improve the delivery of services. OFM works closely with County agencies and the County administration to create opportunities to reduce expenditures and identify new revenue sources, providing the ability to increase investments across Indianapolis-Marion County to benefit residents and taxpayers.

Legislation passed by the Indiana General Assembly Senate Enrolled Act 621-2013, provided that budgets may be allocated on a semiannual basis as determined by the Controller. In addition, if revenues and fund balance are less than budgeted expenditures, the Controller can reduce agency budgets to create a funded budget. Under SEA 621, the County may impose management reserves, which places a percentage of each agencies’ budget into reserve and does not allow for expenditure unless the Controller believes the appropriation is fully supported by a combination of current revenues and existing fund balance. This statute gives OFM and the Controller the authority needed, to maintain strong financial management practices and policies, providing for a strong framework for solid fiscal operations.

Despite the effects of the COVID-19 pandemic, the 2022 budget was a structurally balanced budget. The adopted 2022 budget increases investments across the County, maintains positive fund balances, and continues to operate an efficient City-County government. Fiscal challenges brought on by the pandemic required strategic investment and conservative revenue forecasting in 2022. The 2022 Budget is guided by the priorities of Mayor Joe Hogsett and the City-County Council. It keeps Indianapolis-Marion County on a path of strong fiscal stability while making strategic investments. Most notably, the 2022 budget does not diminish the level of government service, but includes strategic investments in public health and safety, infrastructure, criminal justice reform, and neighborhood development. The 2022 budget funds the following initiatives:

- \$250,000 in continued funding for the James E. Waters Mediation Center
- Expanded capacity at the Assessment and Intervention Center from 30 beds to 60 beds by the end of 2022 with funds for 24/7 operations
- Continued support of the Public Defender’s services for legal defense for children in need of social services (TPR-CHINS) and the Initial Hearings Court
- Fully funding Guardian Ad Litem within the Marion Superior Court at \$7 million

- Continued investment in the transition to the new Community Justice Campus
- Increased funding for additional staff, supplies, and pathology services for the Coroner’s office
- Mandatory salary increases for probation officers of the Marion Superior Court
- No funding for private jail operator(s)

Additionally, the 2022 budget includes two departmental reorganizations with the goal of increasing government efficiency and improved service to constituents. The first of these reorganizations is the merger of the Telecom and Video Services Agency into the Information Services Agency. The second is the creation of the Metropolitan Emergency Services Agency (MESA), a new County department. MESA was created by taking siloed portions of other divisions within the Enterprise and uniting them under one common department to ensure that emergency management operations are being centrally coordinated. This new department consists of the former 911 Dispatchers from the Marion County Sheriff’s Office, the Division of Homeland Security from the Indianapolis Metropolitan Police Department, the division of Public Safety Communications from the Office of Public Health and Safety, and telecommunicators from the Indianapolis Fire Department. These reorganizations took effect on January 1, 2022.

Although the 2022 budget is largely an operational budget in nature, it does mark the beginning of a \$190 million initiative to upgrade critical government facilities and enhance service delivery to residents. This project, named Circle City Forward, demonstrates the Hogsett administration’s commitment to public investment in neighborhoods and jump-starting the economy.

The payoff of existing pension bonds provided a financing mechanism to allow these projects to move forward, by offsetting the expiring pension levy with a mix of additional lease-backed debt projects and by levying additional county cumulative funds. The debt financing will fund the following County projects, that will be located at the newly opened Community Justice Campus:

- A new and modern Forensics Crime Lab
- Youth and Family Services Center to replace the Juvenile Detention Center
- A new Coroner facility

The adopted 2023 budget continues increases in investments across Indianapolis-Marion County to benefit residents and taxpayers, maintains positive fund balances, and continues to operate an efficient City-County government – without raising taxes or selling off assets. As a result of strong revenue growth, this budget prioritizes critical investments in criminal justice, along with improvements in general government services. The 2023 budget funds the following initiatives:

- \$250,000 in continued funding for the Tenant Legal Assistance Project and the Eviction Avoidance Project with Indiana Legal Services
- Continued support of the Public Defender’s services for legal defense for children in need of social services (TPR-CHINS) and the Initial Hearings Court
- Six suicide prevention advocate staff in the Marion County Sheriff’s Office to work in the Adult Detention Center
- 105 body cameras for the Marion County Sheriff’s Office for staff working in their public-facing departments
- Additional staff, both attorneys and support staff, required by the Public Defender Commission in anticipation of case standard changes in January 2024
- Increased funding for Guardian Ad Litem within the Marion Superior Court to \$7.7 million
- Increased funding for additional staff, supplies, and pathology services for the Coroner’s office
- \$390,000 in additional funding for emergency preparedness gear for the Metropolitan Emergency Services Agency

## **Community Justice Campus**

One final highlight of the proposed 2023 budget is the first year of full operations at the new criminal justice facilities, located at the Community Justice Campus. The Assessment and Intervention Center opened in December of 2020 and the Adult Detention Center and courthouse began operation in 2022.

When Mayor Hogsett took office in 2016, a criminal justice reform task force was created to develop and recommend systematic reform and optimization of the County criminal justice system with a focus on holistic, data-driven criminal justice reform. The task force, which included numerous internal and external stakeholders, worked with the County's Sheriff, Superior and Circuit Courts, and other criminal justice agencies to develop recommendations. Indianapolis-Marion County, like other large metropolitan areas, is dealing with aging and inefficient criminal justice infrastructure and has a need for newer and more efficient facilities. While this project is about reforming the entire justice system, it will also improve criminal justice facilities. Through an analysis of current criminal justice procedure, the task force identified that nearly 30% of inmates suffer from mental illness and 85% of inmates suffer from substance abuse or addiction, leading to the task force's conclusion that criminal justice reform must include identifying and diverting non-violent offenders to treatment rather than jail. After multiple years of planning, bonds were issued in 2019 and the proceeds are being used to build a new adult detention center, courthouse and a new assessment and intervention center. The detention center will replace and consolidate the arrestee processing center, Jail I, Jail II and Hope Hall, and will consist of roughly 2,700 general population beds, 300 specialty beds, and 40,000-50,000 square feet of space for inmate education, job-training, counseling and other programs. The courthouse will consolidate the Marion County Courts (namely, the civil, criminal, juvenile and probate courts) into one building. The assessment and intervention center is a two-story, approximately 38,000 square foot building with a 90-bed capacity, which will provide temporary shelter, case assessment, and treatment referral services as a means to facilitate pre-and post-arrest assessment and diversion.

The assessment and intervention center opened in December of 2020 and the County has already provided additional funding to expand capacity from 30 beds to 60 beds by the end of 2022, along with funds for 24/7 operations. The adult detention center and courthouse were substantially completed as of December 31, 2021. The county inmate population were transferred to the new adult detention facility as of January 2022. During the first quarter of 2022, the Marion County Courts moved to the Community Justice Campus and most jury trials began at the new location in May of 2022. There have been significant upgrades in technology throughout all the facilities. Every housing unit, corridor door and sections of parking lots have high-tech cameras allowing staff to observe and respond to incidents. All staff and inmates in the adult detention facility wear trackers, which further increases the safety of inmates and staff. There is video conferencing in every housing unit, which allows inmates to appear virtually for hearings and attend rehabilitation and counseling sessions. This also gives them the ability to consult their attorney remotely. The design of the courthouse allows for opportunities for remote court appearances as well as digital evidence presentation and preservation. The courthouse has a "wayfinding" technology that helps people navigate the facility. In addition to the technological advances, the courthouse is now home to a robust legal resource center that will offer information and resources to people navigating the court system. Partnerships have been formed with various community legal aid service providers to schedule open office hours where the public can seek guidance on specific legal issues. This resource will allow for increased efficiency to self-represented litigants while also assisting the court in resolving matters without having the intervention of the court system.

## ***OTHER INFORMATION***

### **Audit Committee**

The Consolidated City-County's Audit Committee was formalized by City-County Council ordinance to provide an independent review body for the audit activities of the City-County. At December 31, 2022, the Audit Committee members were:

Mr. David Reynolds, <i>Chairperson</i>	Policy Analytics, Senior Vice President
Ms. Crystal Allen	A Total Solution, CEO and VP Tax and Accounting Services
Mr. Michael Claytor	Retired Financial Services Sector Professional, Active Attorney
Mr. Ryan Mann	Mayor's Office – Special Counsel to the Mayor
Mr. Daniel Boots	City-County Councilor, City of Indianapolis – Marion County
Ms. Tanya Ndiaye	The Organizer, Accountant
Mr. Michael-Paul Hart	City-County Councilor, City of Indianapolis – Marion County

### **Certificate of Achievement**

The GFOA awarded a Certificate of Achievement for Excellence in Financial Reporting to Marion County for its Annual Comprehensive Financial Report for the fiscal year ended December 31, 2021. In order to be awarded a Certificate of Achievement, a governmental unit must publish an easily readable and efficiently organized annual comprehensive financial report, whose contents conform to program standards. Such reports must satisfy both U.S. generally accepted accounting principles and applicable legal requirements.

A Certificate of Achievement is valid for a period of one year. We believe our current report continues to conform to the Certificate of Achievement for Excellence in Financial Reporting Program requirements, and we are submitting it to the GFOA to determine its eligibility for another certificate.

### **Acknowledgment**

This report is the combined effort of many people: Office of Finance and Management accountants, County elected and appointed officials, internal auditors, agency chief fiscal officers, and others. I appreciate their diligent and conscientious work, as well as the efforts of our independent auditors, FORVIS.

To the County Chief Executive, Mayor Hogsett, I also appreciate your continued guidance, interest, and support of excellence in accounting and financial reporting.

Respectfully submitted,



**Sarah Riordan**  
Controller

# MARION COUNTY

## ORGANIZATION OF LOCAL GOVERNMENT AND TAXING DISTRICTS

### Introduction

Marion County (“County”) was originally incorporated in 1822. It is the largest county in the State of Indiana (“State”) with a population of 971,647<sup>31</sup> and a metropolitan area population of approximately 2.1 million people. The County encompasses a land area of 402 square miles. The County, located at the geographic center of the State, serves as the physical, economic, and cultural capital. Marion County, Indiana has a stable and diversified economy with employment rates and income levels consistently above the national averages.

### Form of Government

On January 1, 1970, the governments of the County and City of Indianapolis (“City”) were unified (“Consolidated City of Indianapolis - Marion County” or “Unigov”), in accordance with Indiana Code (“IC”), Section 36-3. Their form of service delivery was consolidated and certain service boundaries of the City were extended to generally coincide with those of the County. Four municipalities (Beech Grove, Lawrence, Speedway, and Southport) located within the County boundaries are specifically excluded from most functions of Unigov by the consolidating act.

In accordance with Governmental Accounting Standards Board (“GASB”) Statement No. 14, *The Financial Reporting Entity* (“GASB Statement No. 14”) and GASB Statement No. 61, *The Financial Reporting Entity: Omnibus – an amendment of GASB Statements No. 14 and No. 34* (“GASB Statement No. 61”), the County is considered a component unit of the Consolidated City of Indianapolis - Marion County. The elected officials and the Mayor, as the County Chief Executive, serve as the executive body for both the County and the City, while the City-County Council (“Council”) serves as the legislative body for both the City and the County. The Circuit Court and Marion Superior Court serve as the judicial body of the County. Otherwise, the County is considered a separate legal entity, with its elected officials directly and separately (from City officials) responsible for financial independence, operations, and accountability for fiscal matters.

Based on the criteria established in GASB Statement No. 14, GASB Statement No. 61 and GASB Statement No. 80, *Blending Requirements for Certain Component Units - an amendment of GASB Statement No. 14*, the County has no component units under the current financial reporting requirements.

### Other Governmental Units

The following governmental entities are within the boundaries of Marion County:

- **City of Indianapolis** as a governmental unit provides the following services: public safety (police and fire), culture and recreation, community development and welfare (including planning and zoning), highways and streets, environmental service (solid waste collection and disposal), and general administrative services.

---

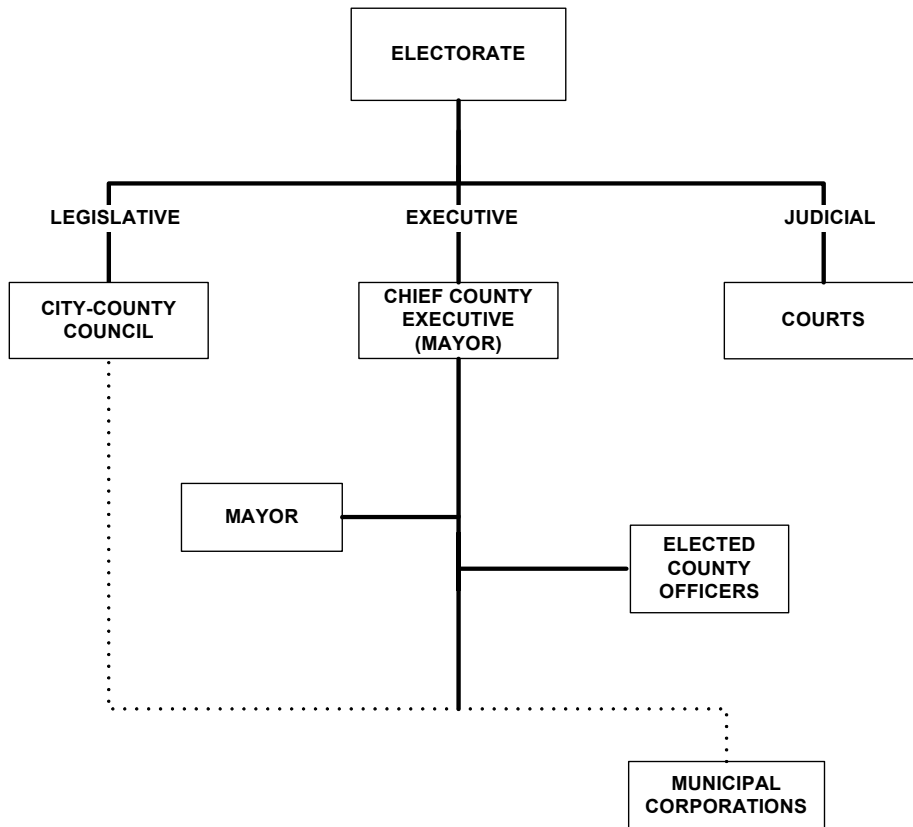
<sup>31</sup> US Census Bureau, Quick Facts, Marion County, Indiana; Indiana; Indianapolis (balance), Indiana; UNITED STATES

- The **Capital Improvement Board of Managers of Marion County** (“CIB”) is a separate and distinct municipal corporation with territory coterminous to the territory of Marion County. The CIB is authorized to finance, construct, equip, operate, and maintain any capital facilities or improvements of general public benefit or welfare, which would tend to promote cultural, recreational, public, or civic well-being of the community. The CIB operates facilities used for sports, recreation, and convention activities in downtown Indianapolis. The **Marion County Convention and Recreational Facilities Authority** was created in 1985 under applicable State statutes to provide certain financing for projects of the Board.
- The **Indianapolis Airport Authority** (“Airport Authority”) and the **Health and Hospital Corporation of Marion County** (“HHC”) are separate and distinct municipal corporations with territory coterminous to the territory of Marion County. The Airport Authority was established for the general purpose of acquiring, maintaining, operating, and financing airports and landing fields in and bordering on Marion County. HHC was given the mandate to provide preventative and curative health programs for the residents of the County, including indigent health care.
- The **Indianapolis-Marion County Building Authority** (“Building Authority”) is a separate and distinct municipal corporation that acts as landlord for the City-County Building. The Building Authority has outstanding bonds payable from lease payments from the City for the Assessment and Intervention Center and from the County for the Adult Detention Center and Courthouse.
- The **Indianapolis Public Transportation Corporation** (“IndyGo”) is a separate and distinct municipal corporation with territory coterminous to the territory of the consolidated Civil City of Indianapolis. IndyGo provides public transportation service within the County.
- The **Indianapolis Marion County Public Library** is a separate and distinct municipal corporation, the territory of which includes the property in Marion County, excluding the Town of Speedway.

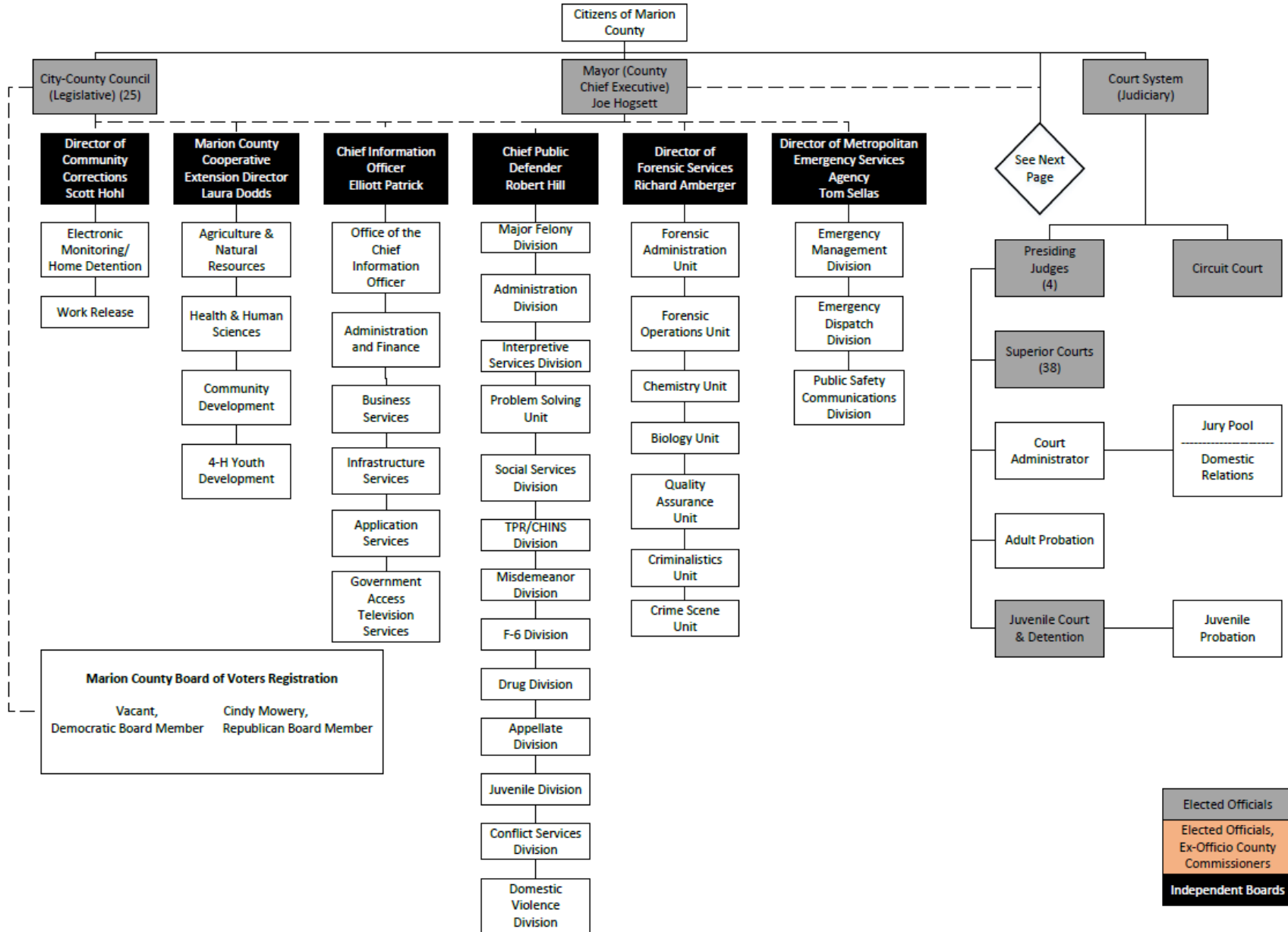
There are also several separate school districts in Marion County. In addition to the general obligation bonds of these school districts, various school building corporations have outstanding bonds payable from lease rentals (which are paid from taxes levied) from school districts for the lease of school buildings constructed by the building corporations.

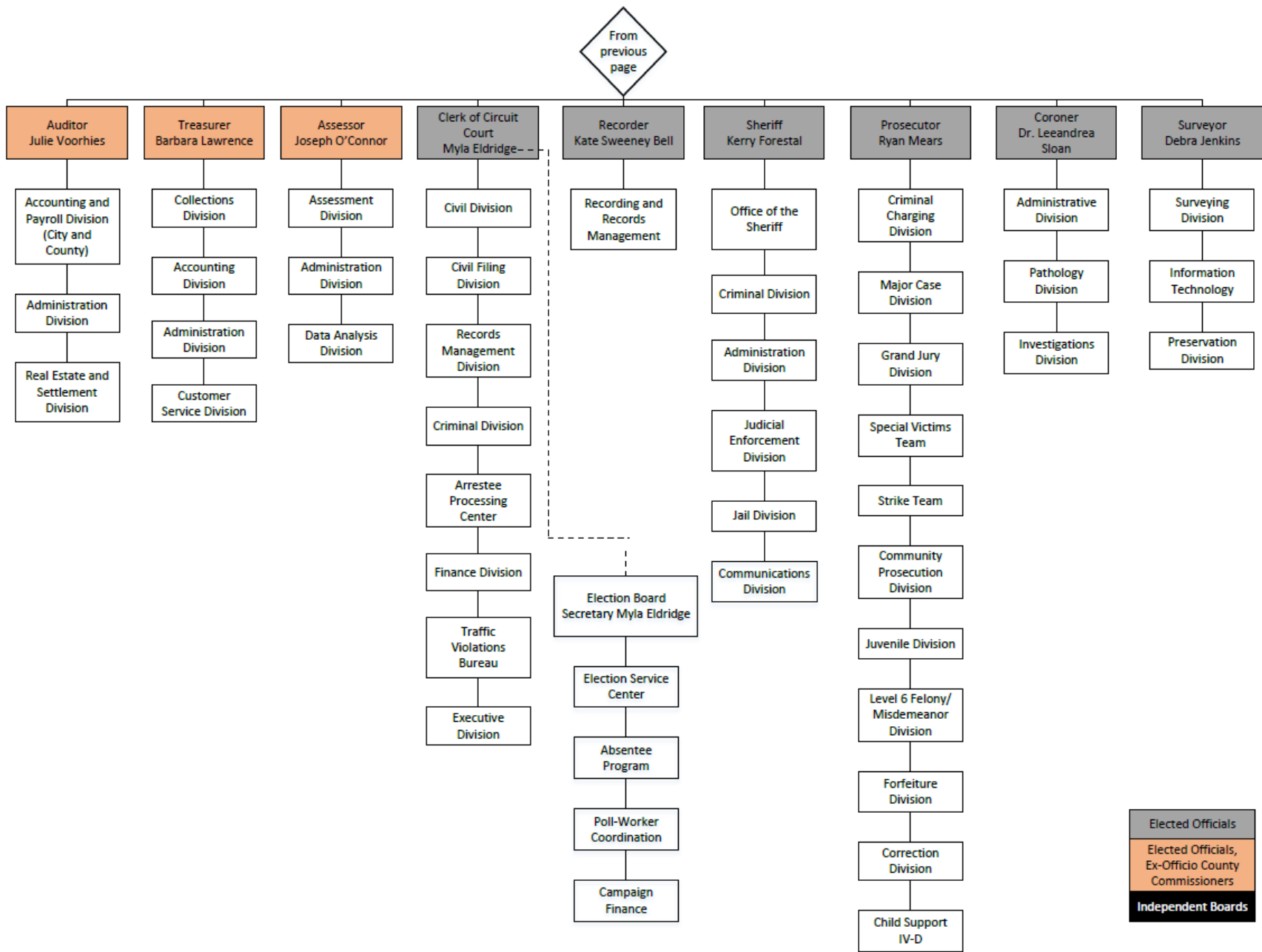
See page 15 for the Unigov Organizational Chart and page 16 for the Marion County Organizational Chart.

**UNIGOV ORGANIZATIONAL CHART  
CONSOLIDATED GOVERNMENT FOR INDIANAPOLIS – MARION COUNTY**



# Marion County, Indiana Government Organization Chart





## Marion County, Indiana 2022 County Elected Officials

	<b>TERM</b>
Auditor ..... Julie L. Voorhies	1-1-19 to 12-31-22
Treasurer ..... Barbara Lawrence	1-1-21 to 12-31-24
Clerk..... Myla A. Eldridge	1-1-19 to 12-31-22
Sheriff ..... Kerry Forestal	1-1-19 to 12-31-22
Recorder..... Kate Sweeney Bell	1-1-19 to 12-31-22
Assessor ..... Joseph P. O'Connor	1-1-19 to 12-31-22
Surveyor..... Debra S. Jenkins	1-1-21 to 12-31-24
Coroner ..... Dr. Leeandrea Sloan	1-1-21 to 12-31-24
Prosecutor ..... Ryan Mears	9-24-19 to 12-31-22
County Chief Executive..... Joe Hogsett	1-1-20 to 12-31-23
Board of County Commissioners (Ex-Officio)..... Barbara Lawrence	1-1-21 to 12-31-24
Board of County Commissioners (Ex-Officio)..... Julie L. Voorhies	1-1-19 to 12-31-22
Board of County Commissioners (Ex-Officio)..... Joseph P. O'Connor	1-1-19 to 12-31-22

### 2022 Department Heads

Voters Registration .....	Cindy Mowery Vacant
Marion County Cooperative Extension.....	Laura Dodds
Criminal Probation.....	Christine Kerl
Court Administrator.....	Emily VanOsdol
Community Corrections.....	Scott Hohl
Forensic Services .....	Richard Amberger
Chief Public Defender.....	Robert Hill
Chief Information Officer .....	Elliott Patrick
Prosecutor - Child Support.....	Michael McGuire
Metropolitan Emergency Services Agency (MESA) .....	Tom Sellas

# Marion County, Indiana

## 2022 City-County Council Members



**Vop Osili, Council President**  
District 11  
12 Years of Service  
Architect/Principal  
A+X Design and Development



**Zach Adamson, Council Vice President**  
District 17  
11 Years of Service  
Owner  
Urban Designs



**Maggie Lewis, Council Majority Leader**  
District 10  
14 Years of Service  
CEO & Executive Director  
Boys and Girls Club of Indianapolis



**Brian Mowery, Council Minority Leader**  
District 25  
7 Years of Service  
Financial Wellness Consultant  
Key Bank



**Leroy Robinson**  
District 1  
12 Years of Service  
Director of Major Gifts  
CICF



**Keith Potts**  
District 2  
3 Years of Service  
City-County Councillor



**Dan Boots**  
District 3  
3 Years of Service  
Partner  
Dentons Law

**Marion County, Indiana**  
**2022 City-County Council Members (continued)**



**Ethan Evans**  
District 4  
3 Years of Service  
Attendance Assistant  
North Central High School



**Alison Brown**  
District 5  
3 Years of Service  
Executive Director  
The Indianapolis Propylaeum



**Crista Carlino**  
District 6  
3 Years of Service  
Director of Development and Communications  
Workforce -DBA RecycleForce



**John Barth**  
District 7  
3 Years of Service  
Plan President  
Molina Healthcare of Indiana



**Monroe Gray Jr.**  
District 8  
32 Years of Service  
Retired



**William C. Oliver**  
District 9  
19 Years of Service  
Retired



**Jason Larrison**  
District 12  
3 Years of Service  
Assistant Vice President  
J.S. Held LLC



**Keith L. Graves**  
District 13  
4 Years of Service  
Financial Services Professional  
TD Ameritrade



**La Keisha Jackson**  
District 14  
8 Years of Service  
CEO  
Pathway Resource Center

**Marion County, Indiana**  
**2022 City-County Council Members (continued)**



**Jessica McCormick**  
District 15  
3 Years of Service  
Academic Program Coordinator  
IUPUI- Indiana University



**Kristin Jones**  
District 16  
3 Years of Service  
Executive Director  
IN. Senate Democratic Committee



**Michael-Paul Hart**  
District 18  
3 Years of Service  
Director of End User Computing Solutions  
SHI International



**David Ray**  
District 19  
7 Years of Service  
Administrative Manager  
Electrical Workers Benefit and Trust Fund



**Joshua Bain**  
District 20  
3 Years of Service  
Virtual Support  
Proper Cloth




**Frank Mascari**  
District 21  
12 Years of Service  
Jeweler  
Spalding Jewelry



**Jared Evans**  
District 22  
7 Years of Service  
Government Relations & New Project  
Development  
Prince Alexander Architects



**Paul Annee**  
District 23  
3 Years of Service  
Executive Director  
Marion County Agricultural Fair Association



**Michael Dilk**  
District 24  
3 Years of Service  
Property Manager  
American Homes 4 Rent

# Marion County, Indiana

## 2022 Judiciary

CIRCUIT COURT .....Tiffany Vivo

**SUPERIOR COURT**

Criminal Division: Court 1 Civil / Commercial Court ..... Heather Welch  
 Court 2 ..... Timothy Oakes  
 Court 3 ..... Gary L. Miller  
 Court 4 ..... Cynthia J. Ayers  
 Court 5 ..... John M.T. Chavis II\*\*  
 Court 6 ..... Kurt Eisgruber  
 Court 7 ..... Marc T. Rothenberg  
 Court 8 Probation Court ..... Steven R. Eichholtz  
 Court 9 Family Division ..... Geoffrey Gaither  
 Court 10 Family Division ..... Ryan Gardner  
 Court 11 ..... John Hanley  
 Court 12 ..... P. J. Dietrick  
 Court 13 ..... James Joven  
 Court 14 Family Division ..... Alicia Gooden\*\*  
 Court 15 Family Division ..... Danielle Gaughan  
 Court 16 Family Division ..... Marshelle Broadwell  
 Title IV-D Court ..... Supervising Judges  
 Magistrate Ordinance Violation Court Docket ..... Supervising Judges

Civil Division: Court 17 Level 6 Felony ..... Christina Klineman  
 Court 18 Level 6 Felony ..... William Nelson  
 Court 19 Level 6 Felony / Veteran Court ..... David Certo  
 Court 20 Major Felony ..... Jennifer Harrison  
 Court 21 Major Felony ..... James Osborn  
 Court 22 Level 6 Felony / Traffic Court ..... Marcel Pratt  
 Court 23 Level 6 Felony / Drug Court / Re-entry Court ..... Jose D. Salinas  
 Court 24 Level 6 Felony ..... Elizabeth A. Christ  
 Court 25 Level 6 Felony ..... Clark H. Rogers  
 Court 26 Level 6 Felony ..... Helen Marchal  
 Court 27 Major Felony ..... Angela D. Davis  
 Court 28 Major Felony ..... Shatrese M. Flowers\*\*  
 Court 29 Major Felony ..... Sheila A. Carlisle  
 Court 30 Major Felony ..... Cindy Oetjen  
 Court 31 Major Felony ..... Jeffrey Marchal  
 Court 32 Major Felony ..... Mark D. Stoner  
 Court 33 Level 6 Felony ..... Clayton Graham  
 Court 34 Level 6 Felony / PAIR / Behavioral Health Court ..... Amy Jones\*  
 Court 35 Level 6 Felony ..... Charnette Garner  
 Court 36 Level 6 Felony ..... Linda E. Brown  
 Initial Hearing Court ..... Supervising Judges

\*denotes Presiding Judge; \*\* denotes Associate Presiding Judge

**CERTIFIED PUBLIC ACCOUNTANTS**

**FORVIS**



Government Finance Officers Association

Certificate of  
Achievement  
for Excellence  
in Financial  
Reporting

Presented to

**Marion County  
Indiana**

For its Annual Comprehensive  
Financial Report  
For the Fiscal Year Ended

December 31, 2021

*Christopher P. Morill*

Executive Director/CEO



## Financial Section

## Independent Auditor's Report

To the Honorable Chief Executive  
and Members of the City-County Council  
Marion County, Indiana

### Report on the Audit of the Financial Statements

#### *Opinions*

We have audited the financial statements of the governmental activities, each major fund, and the aggregate remaining fund information of Marion County, Indiana (County), a component unit of the Consolidated City of Indianapolis-Marion County, as of and for the year ended December 31, 2022, and the related notes to the financial statements, which collectively comprise the County's basic financial statements as listed in the table of contents.

In our opinion, the accompanying financial statements referred to above present fairly, in all material respects, the respective financial position of the governmental activities, each major fund, and the aggregate remaining fund information of the Marion County, Indiana, as of December 31, 2022, and the respective changes in financial position, and, where applicable, cash flows thereof for the year then ended in accordance with accounting principles generally accepted in the United States of America.

#### *Basis for Opinions*

We conducted our audit in accordance with auditing standards generally accepted in the United States of America (GAAS) and the standards applicable to financial audits contained in *Government Auditing Standards*, issued by the Comptroller General of the United States (*Government Auditing Standards*). Our responsibilities under those standards are further described in the "Auditor's Responsibilities for the Audit of the Financial Statements" section of our report. We are required to be independent of Marion County and to meet our other ethical responsibilities, in accordance with the relevant ethical requirements relating to our audit. We believe that the audit evidence we have obtained is sufficient and appropriate to provide a basis for our audit opinions.

#### *Emphasis of Matter*

As discussed in Note 1 to the financial statements, in 2022, the County adopted Governmental Accounting Standards Board Statement Number 87, *Leases*. Our opinions are not modified with respect to this matter.

#### *Responsibilities of Management for the Financial Statements*

Management is responsible for the preparation and fair presentation of the financial statements in accordance with accounting principles generally accepted in the United States of America, and for the design, implementation, and maintenance of internal control relevant to the preparation and fair presentation of financial statements that are free from material misstatement, whether due to fraud or error.

In preparing the financial statements, management is required to evaluate whether there are conditions or events, considered in the aggregate, that raise substantial doubt about Marion County's ability to continue as a going concern for 12 months beyond the financial statement date, including any currently known information that may raise substantial doubt shortly thereafter.

### ***Auditor's Responsibilities for the Audit of the Financial Statements***

Our objectives are to obtain reasonable assurance about whether the financial statements as a whole are free from material misstatement, whether due to fraud or error, and to issue an auditor's report that includes our opinions. Reasonable assurance is a high level of assurance but is not absolute assurance and therefore is not a guarantee that an audit conducted in accordance with GAAS and *Government Auditing Standards* will always detect a material misstatement when it exists. The risk of not detecting a material misstatement resulting from fraud is higher than for one resulting from error, as fraud may involve collusion, forgery, intentional omissions, misrepresentations, or the override of internal control. Misstatements are considered material if there is a substantial likelihood that, individually or in the aggregate, they would influence the judgment made by a reasonable user based on the financial statements.

In performing an audit in accordance with GAAS and *Government Auditing Standards*, we:

- Exercise professional judgment and maintain professional skepticism throughout the audit.
- Identify and assess the risks of material misstatement of the financial statements, whether due to fraud or error, and design and perform audit procedures responsive to those risks. Such procedures include examining, on a test basis, evidence regarding the amounts and disclosures in the financial statements.
- Obtain an understanding of internal control relevant to the audit in order to design audit procedures that are appropriate in the circumstances, but not for the purpose of expressing an opinion on the effectiveness of the County's internal control. Accordingly, no such opinion is expressed.
- Evaluate the appropriateness of accounting policies used and the reasonableness of significant accounting estimates made by management, as well as evaluate the overall presentation of the financial statements.
- Conclude whether, in our judgment, there are conditions or events, considered in the aggregate, that raise substantial doubt about the County's ability to continue as a going concern for a reasonable period of time.

We are required to communicate with those charged with governance regarding, among other matters, the planned scope and timing of the audit, significant audit findings, and certain internal control-related matters that we identified during the audit.

### ***Required Supplementary Information***

Accounting principles generally accepted in the United States of America require that the management's discussion and analysis, budgetary comparison, pension, and other postemployment benefit information as listed in the table of contents be presented to supplement the basic financial statements. Such information is the responsibility of management and, although not a part of the basic financial statements, is required by the Governmental Accounting Standards Board, who considers it to be an essential part of financial reporting for placing the basic financial statements in an appropriate operational, economic, or historical context. We have applied certain limited procedures to the required supplementary information in accordance with GAAS, which consisted of inquiries of management about the methods of preparing the information and comparing the information for consistency with management's responses to our inquiries, the basic financial statements, and other knowledge we obtained during our audit of the basic financial statements. We do not express an opinion or provide any assurance on the information because the limited procedures do not provide us with sufficient evidence to express an opinion or provide any assurance.

## **Supplementary Information**

Our audit was conducted for the purpose of forming opinions on the financial statements that collectively comprise the County's basic financial statements. The combining and individual fund financial statements and schedules – other supplementary information, as listed in the table of contents is presented for purposes of additional analysis and are not a required part of the basic financial statements. Such information is the responsibility of management and was derived from and relates directly to the underlying accounting and other records used to prepare the basic financial statements. The information has been subjected to the auditing procedures applied in the audit of the basic financial statements and certain additional procedures, including comparing and reconciling such information directly to the underlying accounting and other records used to prepare the basic financial statements or to the basic financial statements themselves, and other additional procedures in accordance with GAAS. In our opinion, the combining and individual fund financial statements and schedules – other supplementary information is fairly stated, in all material respects, in relation to the basic financial statements as a whole.

## **Other Information**

Management is responsible for the other information included in the annual report. The other information comprises the introductory and statistical sections, as listed in the table of contents, but does not include the basic financial statements and our auditor's report thereon. Our opinions on the basic financial statements do not cover the other information, and we do not express an opinion or any form of assurance thereon.

In connection with our audit of the basic financial statements, our responsibility is to read the other information and consider whether a material inconsistency exists between the other information and the basic financial statements, or the other information otherwise appears to be materially misstated. If, based on the work performed, we conclude that an uncorrected material misstatement of the other information exists, we are required to describe it in our report.

## **Other Reporting Required by *Government Auditing Standards***

In accordance with *Government Auditing Standards*, we have also issued our report dated June 22, 2023 on our consideration of the County's internal control over financial reporting and on our tests of its compliance with certain provisions of laws, regulations, contracts and grant agreements, and other matters. The purpose of that report is solely to describe the scope of our testing of internal control over financial reporting and compliance and the results of that testing, and not to provide an opinion on the effectiveness of the County's internal control over financial reporting or on compliance. That report is an integral part of an audit performed in accordance with *Government Auditing Standards* in considering the County's internal control over financial reporting and compliance.

**FORVIS,LLP**

Indianapolis, Indiana  
June 22, 2023

**Management's Discussion and Analysis**  
(Unaudited)

**Marion County, Indiana**  
**(A Component Unit of the Consolidated City of Indianapolis - Marion County)**  
**Management's Discussion and Analysis**  
**For the Year Ended December 31, 2022**

This Annual Comprehensive Financial Report presents an analysis of the financial activities of Marion County ("County") for the year ended December 31, 2022 based on currently known facts, decisions, and conditions. For a comprehensive understanding of the financial statements, please review the transmittal letter at the front of this report, along with the County's financial statements, including the footnotes that follow the basic financial statements.

**FINANCIAL HIGHLIGHTS**

- On a government-wide basis, the County's assets and deferred outflows exceeded its liabilities and deferred inflows at December 31, 2022 by \$18.9 million, which represents the total net position of the County's governmental activities. Included in this net position amount is a \$39.1 million unrestricted deficit.
- On a government-wide basis, for 2022, the County's total expenses were \$398.5 million, less than the \$453.4 million generated in charges for services, grants, taxes and other revenues.
- As of December 31, 2022, the County's governmental funds reported combined ending fund balances of \$140.0 million. Of this amount, \$63.5 million was restricted, \$56.6 million was assigned, and \$19.9 million was unassigned.
- The unassigned fund balance for the general fund was \$22.4 million or 11.3% of total general fund expenditures. The unrestricted fund balance, which includes the assigned, committed, and unassigned fund balances, was \$79.1 million or 39.9% of total general fund expenditures.
- The general fund revenues were \$23.9 million higher than original budget estimates and \$25.0 million higher than the final budget estimate.

**OVERVIEW OF FINANCIAL STATEMENTS**

This discussion and analysis is intended to serve as an introduction to the County's basic financial statements. The County's basic financial statements include three components: (1) government-wide financial statements, (2) fund financial statements, and (3) notes to the basic financial statements.

**Government-Wide Financial Statements**

The first set of financial statements are the government-wide statements, which report information about the County as a whole using accounting methods similar to those used by private sector companies. The two government-wide statements, **Statement of Net Position** and **Statement of Activities**, report the County's net position and how it has changed. Governmental activities are those normally associated with the operation of a government, such as judicial services and community corrections.

**Marion County, Indiana**  
**(A Component Unit of the Consolidated City of Indianapolis - Marion County)**  
**Management's Discussion and Analysis**  
**For the Year Ended December 31, 2022**

The **Statement of Net Position** presents information on all of the County's assets, deferred outflows, liabilities, and deferred inflows, with the remainder being reported as net position. Increases and decreases in net position may serve as a useful indicator of whether or not the financial position of the County is improving or deteriorating. The statement of net position also provides information on unrestricted and restricted net position and the net investment in capital assets.

The **Statement of Activities** presents information showing how the County's net position changed during the year. All current year's revenues and expenses are accounted for in the statement of activities regardless of the timing of related cash flows. The statement of activities presents the various functions of the County and the extent to which they are supported by charges for services, grants and contributions, taxes, and investment income. The governmental activities of the County include: administration and finance, protection of people and property, corrections, judicial, cultural and recreation, real estate and assessments, and health and welfare.

**Fund Financial Statements**

The second set of financial statements is the fund financial statements, which provide information about groupings of related accounts which are used to maintain control over resources for specific activities or objectives. The County uses fund accounting to demonstrate compliance with finance-related legal requirements. The fund financial statements provide more detailed information about the County's most significant funds - not the County as a whole. The funds of the County can be divided into the following three categories: *governmental funds, proprietary funds, and fiduciary funds.*

1. *Governmental Funds.* Governmental funds tell how general government services were financed in the short-term as well as what financial resources remain available for future spending to finance County programs.

The County maintains several individual governmental funds according to their type (general, special revenue, debt service, and capital projects). Information is presented separately in the governmental fund balance sheet and in the governmental fund statement of revenues, expenditures and changes in fund balances for the General Fund, Public Safety Income Tax Fund, and Federal Grants Fund, which are considered to be major funds. Individual fund data for each of the nonmajor governmental funds are provided in the form of combining statements as supplementary information.

**Marion County, Indiana**  
**(A Component Unit of the Consolidated City of Indianapolis - Marion County)**  
**Management's Discussion and Analysis**  
**For the Year Ended December 31, 2022**

2. *Proprietary Funds.* Proprietary funds offer short-term and long-term financial information about services for which the County charges customers, both external customers and internal departments of the County. The County maintains the following type of proprietary funds:
  - *Internal Service Funds* are used to account for the financing of goods or services provided by one department or agency to other departments or agencies of a government, or to other governments, on a cost reimbursement basis. An internal service fund has been established for the County's Information Services Agency, which provides information technology services to other agencies of the County, and to the City, on a cost reimbursement basis.
3. *Fiduciary Funds.* Fiduciary funds are used to account for resources held for the benefit of individuals or units of other governments. The County is the trustee or fiduciary responsible for assets that can be used for the trust beneficiaries per trust arrangements. The County is responsible for ensuring that the assets reported in these funds are used for their intended purposes. All of the County's fiduciary activities are reported in a separate statement of fiduciary net position and a statement of changes in fiduciary net position. The County's pension and custodial funds are reported under the fiduciary funds. The County's Sheriff's Retirement Plan and Sheriff's Disability Plan are fiduciary component units as provided for in GASB 84 because each meets the criteria set forth in GASB 14, as amended. Since the resources of these funds are not available to support the County's own programs, they are not reflected in the government-wide financial statements.

**Notes to the Basic Financial Statements**

The notes to the basic financial statements provide additional information that is essential to a full understanding of the data provided in the government-wide and fund financial statements.

**Required Supplementary Information**

In addition to the basic financial statements and notes to the basic financial statements, this report presents required supplementary information concerning the County's budgetary comparisons for the general fund, public safety income tax fund, and federal grants fund and required supplementary information pertaining to the County's progress in funding its obligation to provide pension and postemployment benefits to its employees.

**Additional Supplementary Information**

The combining statements provide fund-level detail for all nonmajor governmental funds, pension and other employee benefit trust funds and custodial funds. Also, in this section, are comparisons of actual to budget for all other annually budgeted funds.

**Marion County, Indiana**  
**(A Component Unit of the Consolidated City of Indianapolis - Marion County)**  
**Management's Discussion and Analysis**  
**For the Year Ended December 31, 2022**

**FINANCIAL ANALYSIS OF THE COUNTY AS A WHOLE**

**Net position.** The County's governmental activities net position (deficit) at December 31, 2022 and 2021 was \$18.9 million and \$(35.1 million), respectively.

**Statement of Net Position**  
**December 31, 2022 and 2021**

	<b>Governmental Activities</b>	
	<b>2022</b>	<b>2021 <sup>(1)</sup></b>
<b>Assets</b>		
Current and other assets	\$ 189,096,125	\$ 142,012,446
Capital and lease assets - net	721,732,339	737,911,352
Total assets	<u>910,828,464</u>	<u>879,923,798</u>
<b>Deferred Outflows of Resources</b>	54,679,533	22,100,205
Total assets and deferred outflow of resources	<u>965,507,997</u>	<u>902,024,003</u>
<b>Liabilities</b>		
Other liabilities	41,429,448	46,559,091
Long-term liabilities	892,110,874	819,298,340
Total liabilities	<u>933,540,322</u>	<u>865,857,431</u>
<b>Deferred Inflows of Resources</b>	13,022,207	71,224,841
Total liabilities and deferred inflow of resources	<u>946,562,529</u>	<u>937,082,272</u>
<b>Net Position</b>		
Net investment in capital assets	3,525,830	8,926,600
Restricted	54,548,307	51,704,140
Unrestricted deficit	<u>(39,128,669)</u>	<u>(95,689,009)</u>
Total net position (deficit)	<u>\$ 18,945,468</u>	<u>\$ (35,058,269)</u>

(1) The balances for the year ended December 31, 2021 have not been restated to reflect the adoption of GASB Statement No. 87, *Leases*. See Note 1 for additional information regarding adoption of this standard.

# Marion County, Indiana

## (A Component Unit of the Consolidated City of Indianapolis - Marion County)

### Management's Discussion and Analysis For the Year Ended December 31, 2022

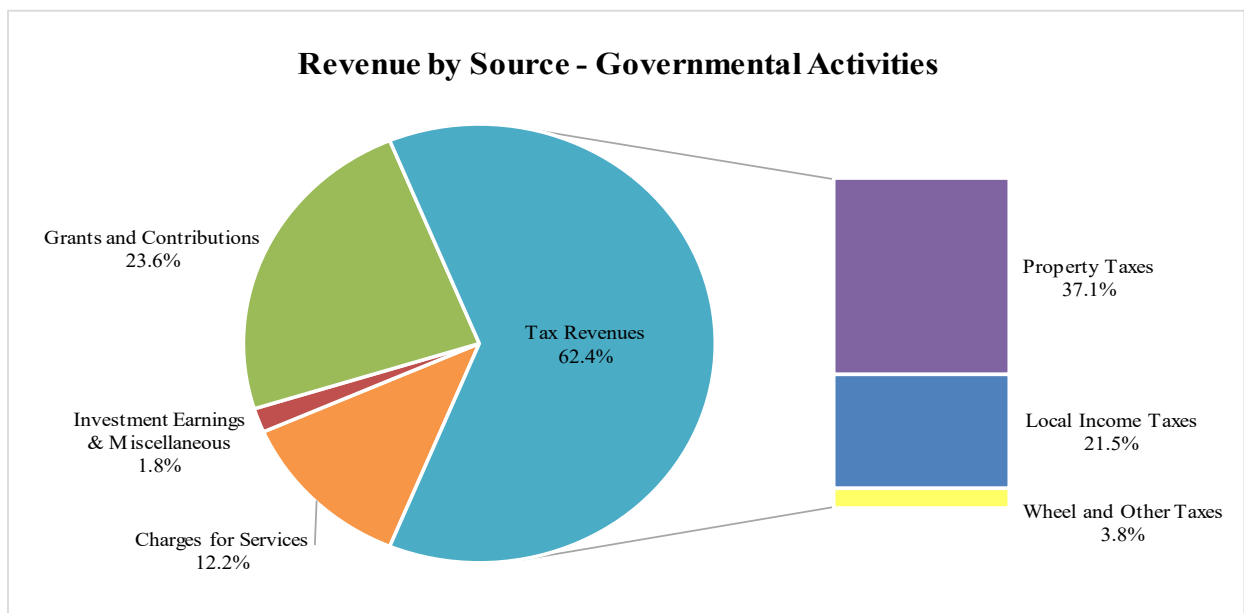
#### ANALYSIS OF NET POSITION

As noted earlier, net position may serve as a useful indicator of a government's financial position. The County's net position reflects its investments of \$3.5 million in capital assets (e.g., net book value of land, buildings, improvements, furniture and equipment, vehicles, construction in progress and software), which includes the lease assets, less related outstanding debt used to acquire those assets including the leases payable. The 2021 balance was \$8.9 million, the decrease is primarily due to the recognition of the financed purchase obligation associated with the Community Justice Campus ("CJC"), (see footnote 11 to the financial statements for further detail). The County uses these capital assets to provide services to citizens; consequently, these assets are not available for future spending. Although the County's investment in capital assets is reported net of related debt, it should be noted that resources needed to repay this debt must be provided from other sources, since the capital assets themselves cannot be liquidated for these liabilities. Included in the County's total net position is \$54.5 million in restricted funds, versus \$51.7 million in 2021, which represents resources that are subject to external restrictions on how they may be used.

All net position generated by governmental activities are either externally restricted, restricted by enabling legislation, or invested in capital assets.

Unrestricted governmental net position showed a \$39.1 million deficit at the end of the year as compared to a \$95.7 million deficit for the prior year. This deficit does not mean the County does not have resources available to pay its bills. Rather, it is the result of having long-term commitments that are greater than currently available resources, mainly net pension liabilities of \$156.4 million.

**Change in net position.** The County's total revenue on a government-wide basis for 2022 was \$453.4 million and \$362.4 million for 2021. Taxes represent 62.4% of the County's revenue (70.0% for 2021). Another 12.2% of revenue (15.4% in 2021) came from fees charged for services, and the remainder came from grants and contributions, interest earnings and miscellaneous revenues.



**Marion County, Indiana**  
**(A Component Unit of the Consolidated City of Indianapolis - Marion County)**  
**Management's Discussion and Analysis**  
**For the Year Ended December 31, 2022**

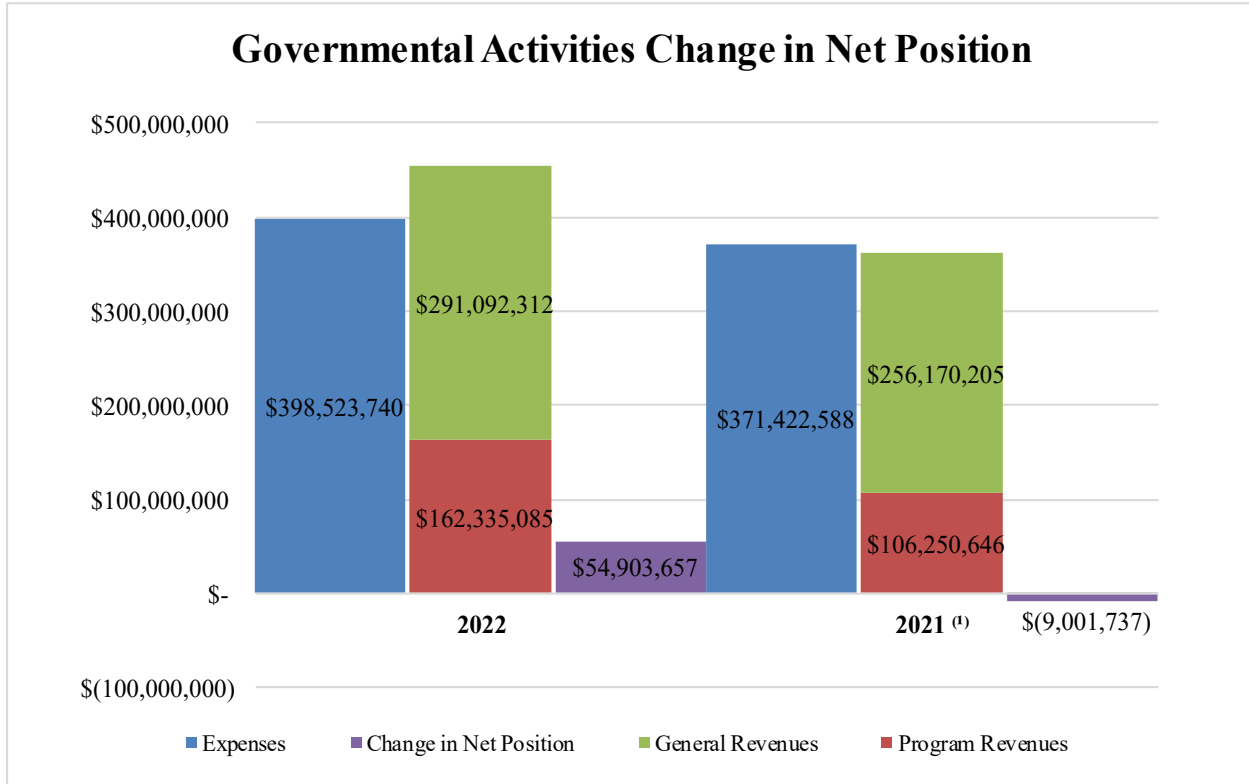
The changes in net position for the years ended December 31, 2022 and 2021 are as follows:

**Schedule of Changes in Net Position**  
**For the Years Ended December 31, 2022 and 2021**

	<b>Governmental Activities</b>	
	<b>2022</b>	<b>2021 <sup>(1)</sup></b>
<b>Revenues</b>		
Program revenues:		
Charges for services	\$ 55,301,510	\$ 55,958,931
Operating grants and contributions	100,988,137	47,643,764
Capital grants and contributions	6,045,438	2,647,951
General revenues:		
Property tax	168,294,137	157,091,017
Local income taxes	97,302,733	78,272,910
Other taxes	17,389,282	18,422,765
Other general revenues	8,106,160	2,383,513
Total revenues	<u>453,427,397</u>	<u>362,420,851</u>
<b>Expenses</b>		
Administration and finance	57,866,549	67,288,883
Protection of people and property	35,408,500	10,908,544
Corrections	131,755,601	132,503,541
Judicial	124,252,663	118,654,691
Culture and recreation	201,163	194,145
Real estate and assessments	7,754,632	6,806,030
Health and welfare	8,711,214	8,452,109
Interest	32,573,418	26,614,645
Total expenses	<u>398,523,740</u>	<u>371,422,588</u>
<b>Change in Net Position</b>	<u>54,903,657</u>	<u>(9,001,737)</u>
<b>Net Deficit, Beginning of Year</b> , as previously reported	(35,058,269)	(26,056,532)
Change in accounting principle	(899,920)	-
<b>Net Deficit, Beginning of Year, as restated</b>	<u>(35,958,189)</u>	<u>(26,056,532)</u>
<b>Net Position (Deficit), End of Year</b>	<u>\$ 18,945,468</u>	<u>\$ (35,058,269)</u>

(1) The balances for the year ended December 31, 2021 have not been restated to reflect the adoption of GASB Statement No. 87, *Leases*. See Note 1 for additional information regarding adoption of this standard.

**Marion County, Indiana**  
**(A Component Unit of the Consolidated City of Indianapolis - Marion County)**  
**Management’s Discussion and Analysis**  
**For the Year Ended December 31, 2022**



(1) The balances for the year ended December 31, 2021 have not been restated to reflect the adoption of GASB Statement No. 87, *Leases*. See Note 1 for additional information regarding adoption of this standard.

**Governmental activities.** The County’s governmental activities net position increased by \$54.9 million in 2022 compared to a decrease in net position of \$9.0 million in the prior year. Key elements are as follows:

Total expenses for governmental activities for 2022 were \$398.5 million, an increase of \$27.1 million from the prior year. There was an increase of \$24.5 million in Protection of People and Property, mainly attributable to the creation of the Metropolitan Emergency Services Agency (“MESA”), a new County department, effective January 1, 2022. MESA was created by taking siloed portions of other divisions within the City-County Enterprise and uniting them under one common department to ensure that emergency management operations are being coordinated and centralized. This new department consists of the former 911 Dispatchers from the Marion County Sheriff’s Department, the division of Homeland Security from the Indianapolis Metropolitan Police Department, the division of Communications from the Office of Public Health and Safety, and telecommunicators from the Indianapolis Fire Department. There was also an increase of \$5.9 million in interest expense, mainly associated with the CJC financed purchase obligation.

**Marion County, Indiana**  
**(A Component Unit of the Consolidated City of Indianapolis - Marion County)**  
**Management's Discussion and Analysis**  
**For the Year Ended December 31, 2022**

Total revenues for governmental activities for 2022 were \$453.4 million, an increase of \$91.0 million from the prior year. This is attributable to an increase in program and tax revenues as follows:

- Property taxes increased by \$11.2 million attributed to growth in assessed values and an increase in the levy of county cumulative funds; this was not a tax increase but a shift of the levy from the City to the County as there were expiring debt levies on the City.
- Local income taxes increased by \$19.0 million, \$12 million is attributable to more income tax allocated to the County, as part of a reorganization of MESA, which was effective January 1, 2022. The remaining \$7 million increase was a discretionary decision made by the Office of Finance and Management (“OFM”) to allocate more income taxes to the County.
- Operating grants and contributions increased by \$53.4 million mainly attributed to \$37.3 million in contributions from the City related to the completion of the CJC facilities. The County also received \$4 million of opioid settlement dollars from the State of Indiana related to nationwide settlements that were reached to resolve all opioids litigation brought by states and local political subdivisions against three pharmaceutical distributors and one manufacturer of opioids. In addition, there was an increase of \$10.8 million of operating grants and contributions, related to payments received from the City to support the annual budgeted financed purchase obligation payments related to the CJC facilities.

**FINANCIAL ANALYSIS OF THE COUNTY’S FUNDS**

The focus of the County’s governmental funds is to provide information on inflows and balances of resources that are available for spending. An unassigned fund balance may serve as a useful measure of a government’s net resources available for spending at the end of the year.

At December 31, 2022, the unassigned fund balance of the General Fund was \$22.4 million (as compared to \$21.3 million in 2021), while the total General Fund balance was \$88.4 million (as compared to \$44.2 million in 2021). As a measure of the General Fund’s liquidity, it may be useful to compare both unassigned fund balance and total fund balance to total fund expenditures. Unassigned fund balance represents 11.3% of total General Fund expenditures (as compared to 5.3% for 2021), while total fund balance represents 44.6% (11.1% for 2021) of total General Fund expenditures.

Overall, in 2022, the County’s General Fund balance increased by \$44.2 million or 100.1% during the year ended December 31, 2022.

Total general fund revenues, not including other financing sources, totaled \$283.8 million, an increase of \$52.9 million or 22.9% from 2021. Significant revenues in the general fund that increased from 2021 to 2022 include:

- \$9.0 million increase in local income taxes, which was a result of more of the certified distribution of income tax being allocated to the County in 2022.
- \$4.7 million increase in property taxes, due to growth in assessed values.

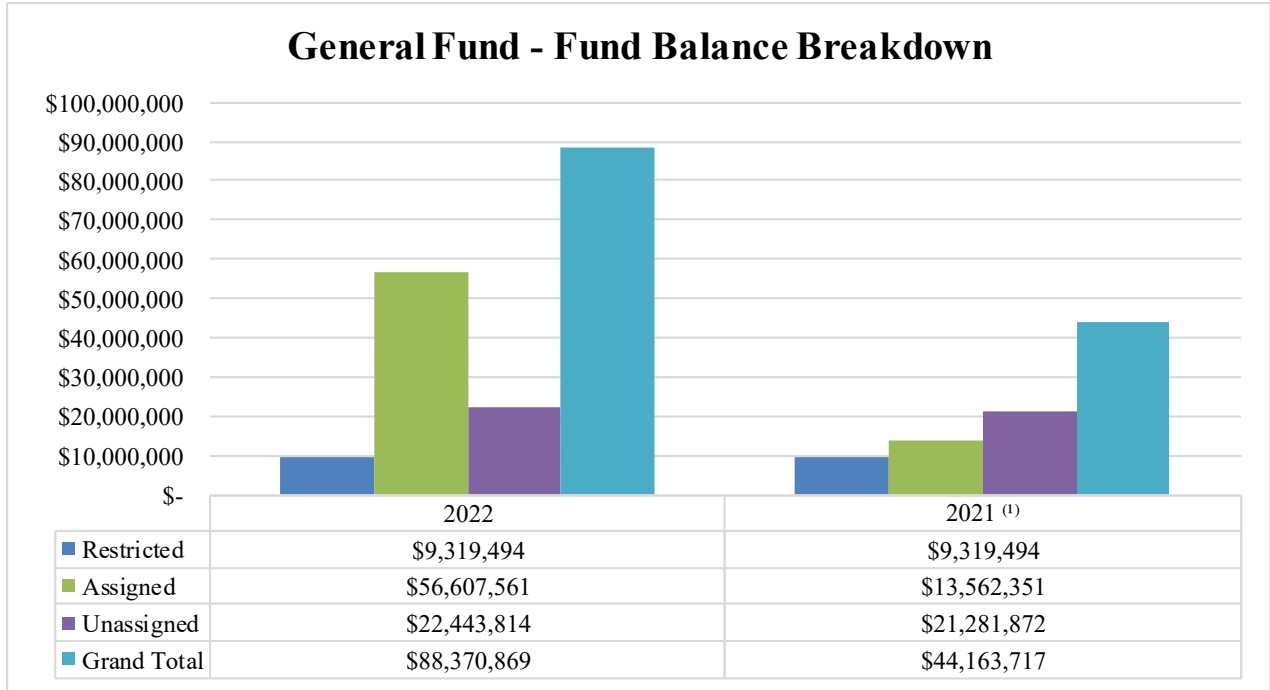
**Marion County, Indiana**  
**(A Component Unit of the Consolidated City of Indianapolis - Marion County)**  
**Management's Discussion and Analysis**  
**For the Year Ended December 31, 2022**

- \$6.0 million increase in interest due to the increased interest rate environment.
- \$36.1 million increase in intergovernmental, attributed to contributions from the City for the completion of the CJC facilities.

Total general fund expenditures, not including other financing uses, totaled \$198.2 million, compared to \$398.9 million in 2021, which is a decrease of \$200.7 million. While there was a decrease in expenditures, it is important to understand that there was also a decrease in other financing sources of \$164.1 million related to the issuances of financed purchase obligations related to the CJC (other financing sources were \$4.3 million in 2022 compared to \$168.4 million in 2021). When you take into account the change in both expenditures and the other financing sources, there is a net decrease of \$36.6 million. Significant expenditures in the general fund that decreased from 2021 to 2022 include:

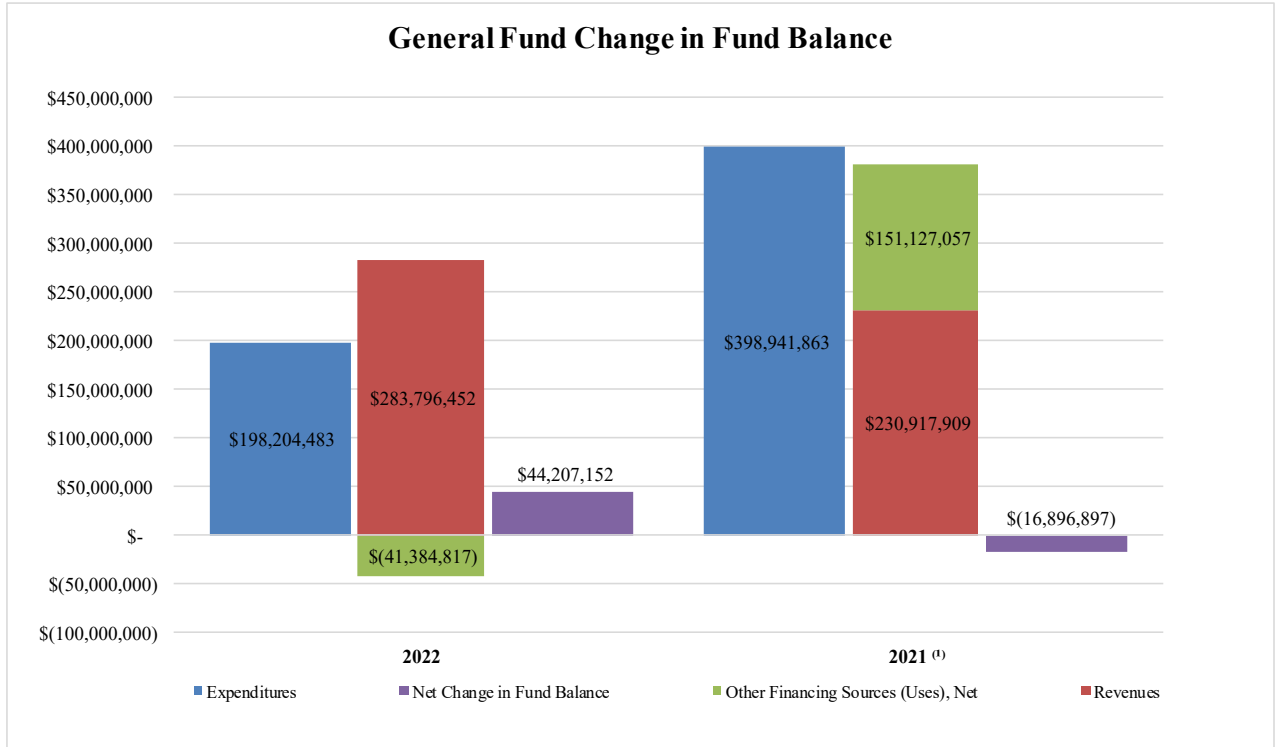
- Decrease in capital outlay expenditures, not part of the CJC financed purchase obligations. Overall, from 2021 to 2022 there was a decrease of \$12.8 million in capital outlay after adjusting for the \$168.4 million in capital outlays associated with the financing in 2021, as this had an offsetting other financing source.
- Decrease of \$10.4 million in general government expenditures, associated with a prior year payment to the City, for funds set aside in the Marion County Community Justice Campus subfund, related to the completion of the CJC facilities. This was paid to the City as the final purchase orders were issued and being managed by the City.

**Marion County, Indiana**  
**(A Component Unit of the Consolidated City of Indianapolis - Marion County)**  
**Management's Discussion and Analysis**  
**For the Year Ended December 31, 2022**



(1) The balances for the year ended December 31, 2021 have not been restated to reflect the adoption of GASB Statement No. 87, *Leases*. See Note 1 for additional information regarding adoption of this standard.

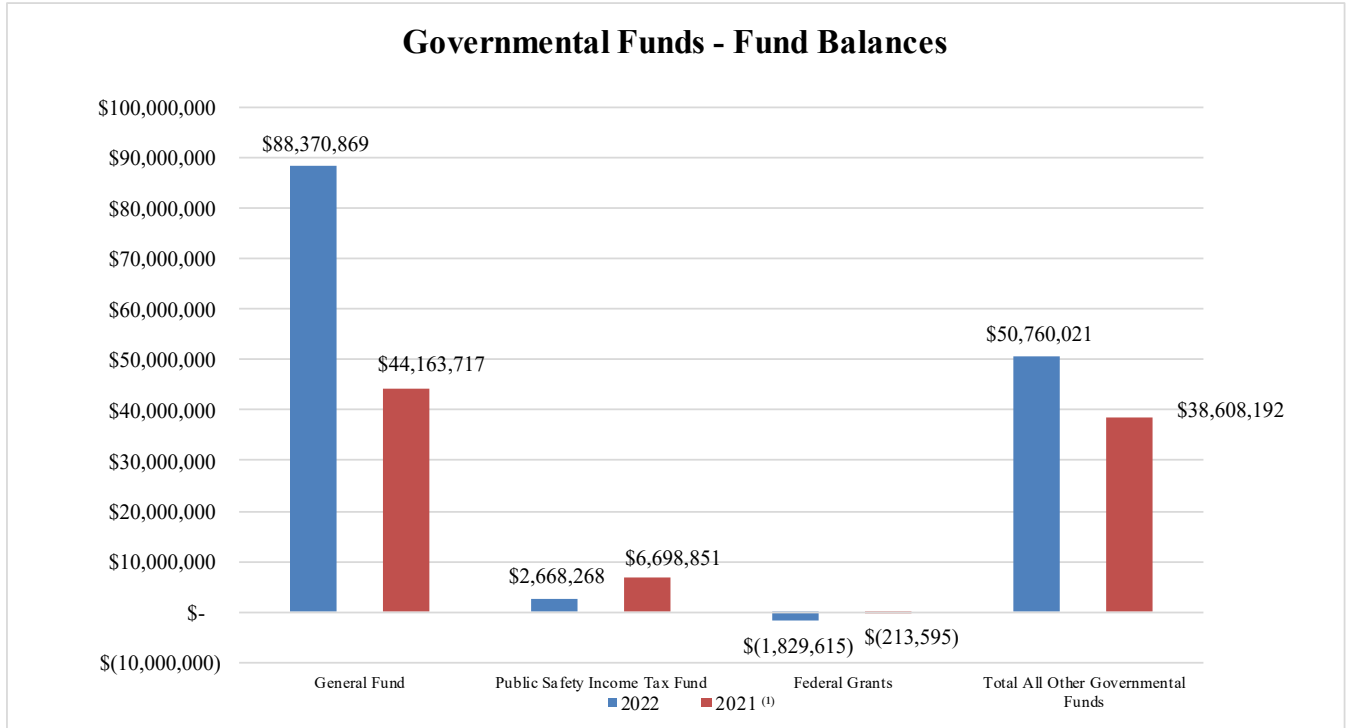
**Marion County, Indiana**  
**(A Component Unit of the Consolidated City of Indianapolis - Marion County)**  
**Management's Discussion and Analysis**  
**For the Year Ended December 31, 2022**



(1) The balances for the year ended December 31, 2021 have not been restated to reflect the adoption of GASB Statement No. 87, *Leases*. See Note 1 for additional information regarding adoption of this standard.

The Public Safety Income Tax Fund ended the year with a \$2.7 million fund balance (as compared to a \$6.7 million balance in 2021). The fund balance for the Public Safety Income Tax Fund decreased by \$4.0 million with public safety income taxes remaining consistent.

**Marion County, Indiana**  
**(A Component Unit of the Consolidated City of Indianapolis - Marion County)**  
**Management's Discussion and Analysis**  
**For the Year Ended December 31, 2022**

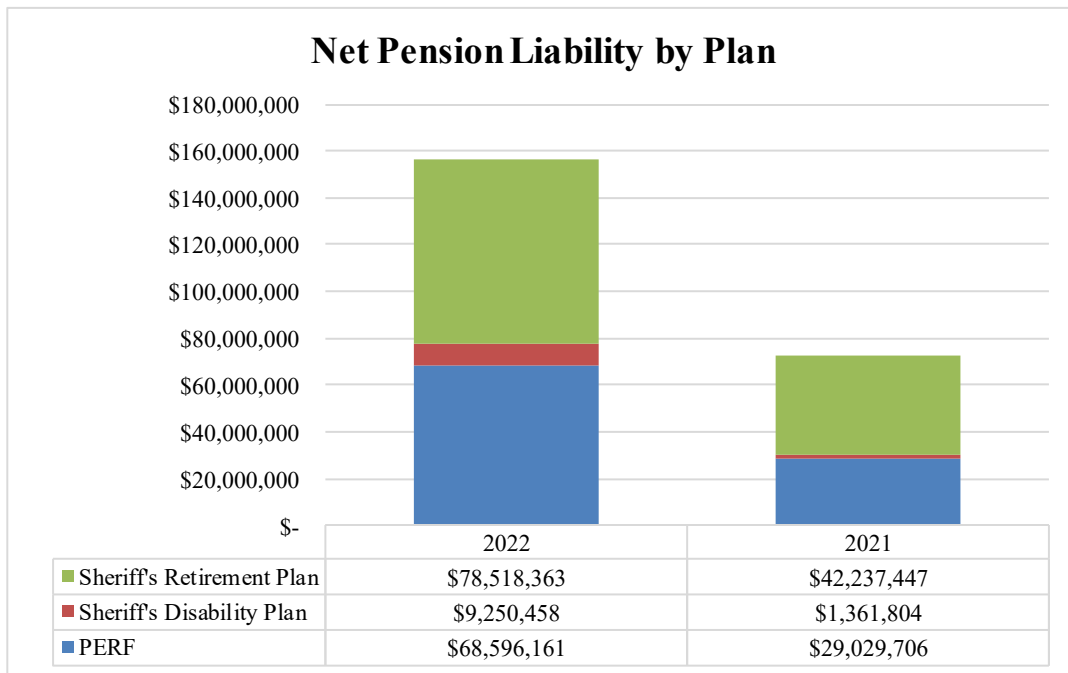


(1) The balances for the year ended December 31, 2021 have not been restated to reflect the adoption of GASB Statement No. 87, *Leases*. See Note 1 for additional information regarding adoption of this standard.

**Marion County, Indiana**  
**(A Component Unit of the Consolidated City of Indianapolis - Marion County)**  
**Management's Discussion and Analysis**  
**For the Year Ended December 31, 2022**

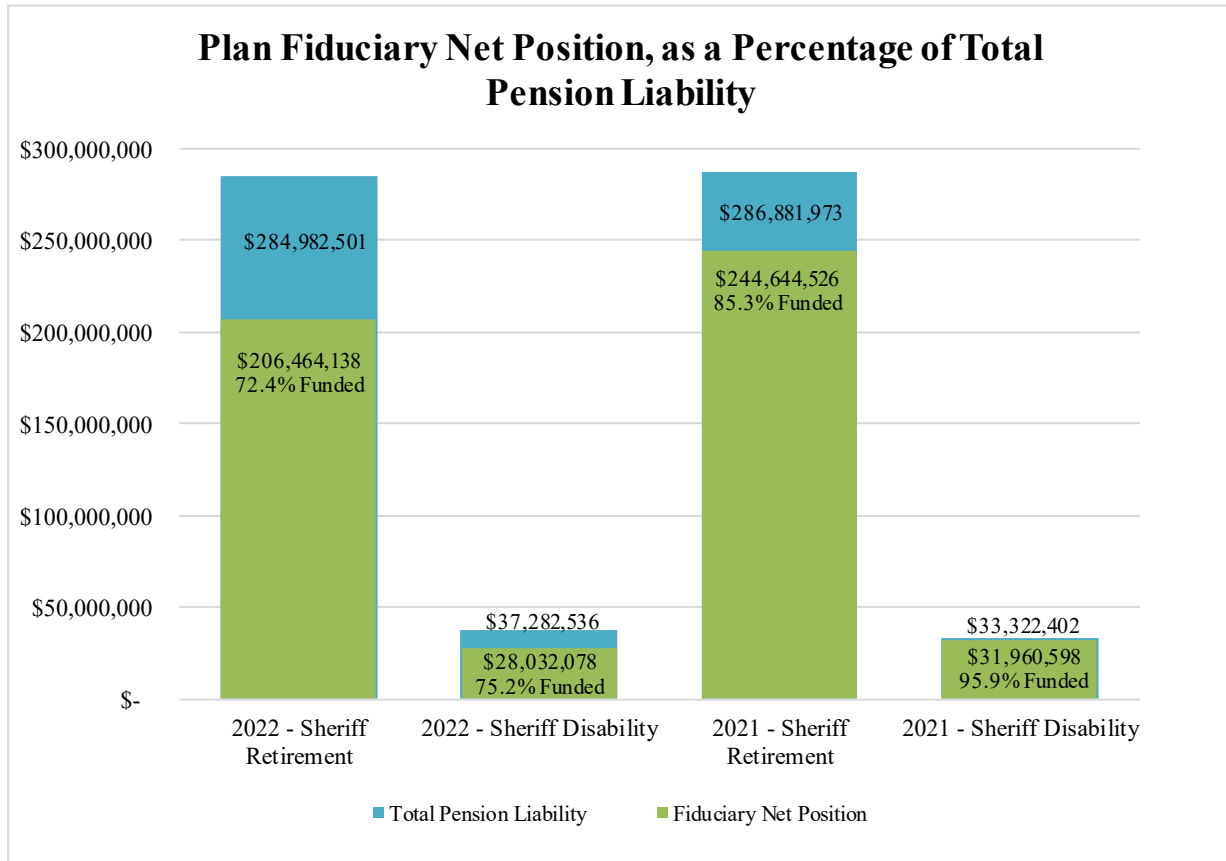
**Fiduciary Funds**

The County maintains fiduciary funds for the assets of the pension and other employee benefit trust funds for the Sheriff's Retirement and Disability plans. At the end of 2022, the net position of these pension and other employee benefit trust funds amounted to \$234.5 million, which represents a decrease of \$42.1 million in total net position from the prior year.



**Marion County, Indiana**  
**(A Component Unit of the Consolidated City of Indianapolis - Marion County)**  
**Management's Discussion and Analysis**  
**For the Year Ended December 31, 2022**

The chart below demonstrates that the County's percentage of funded status decreased for the Sheriff's Retirement plan and decreased for the Sheriff's Disability plan from 2021 to 2022.



**Marion County, Indiana**  
**(A Component Unit of the Consolidated City of Indianapolis - Marion County)**  
**Management's Discussion and Analysis**  
**For the Year Ended December 31, 2022**

**General Fund Budgetary Highlights**

The final budget for the County's general fund represents the original budget plus any adjustments to appropriations during the year. It does not include encumbrances carried over from the prior year. In 2022, there was a \$4.6 million increase in appropriations during the year to the original General Fund budget, or an increase of 2.5%, which was due to a management decision to shift appropriation from the general fund for certain agencies, to their dedicated special revenue funds, which would allow us to utilize the growing balances in those funds.

Excluding prior year encumbrances, the original General Fund expenditures budget for 2022 was \$187.0 million. The final General Fund expenditures budget was \$191.7 million. Actual expenditures were \$188.3 million. Of the total \$3.4 million underspent from the final budget, \$2.7 million was in general government and \$0.7 million was in other expenditures. These underspent amounts were due to planned reductions in the budget, that were achieved through budget reserves and general operational savings. General revenues were originally estimated at \$208.6 million, final estimated at \$207.5 million, and the actual was \$232.5 million, which was \$25.0 million greater than budgeted. The following changes contributed to the overall \$25.0 million increase:

- There was an increase of \$24.6 million in taxes when compared to final budget, which \$18.6 million was originally budgeted to be deposited into another fund. Subsequent to the budget process, a decision was made to deposit the county option income tax directly into the General Fund.
- The County also saw a \$5.0 million increase in property taxes compared to what was budgeted, this was a result of continued growth in assessed values and conservative revenue budget practices.
- There was a \$6.3 million decrease in intergovernmental revenues, which can be attributed to the timing of reimbursement of certain revenue streams.
- There was an \$6.2 million increase in interest, which can be attributed to the increased interest rate environment related to federal reserve actions to control inflation.

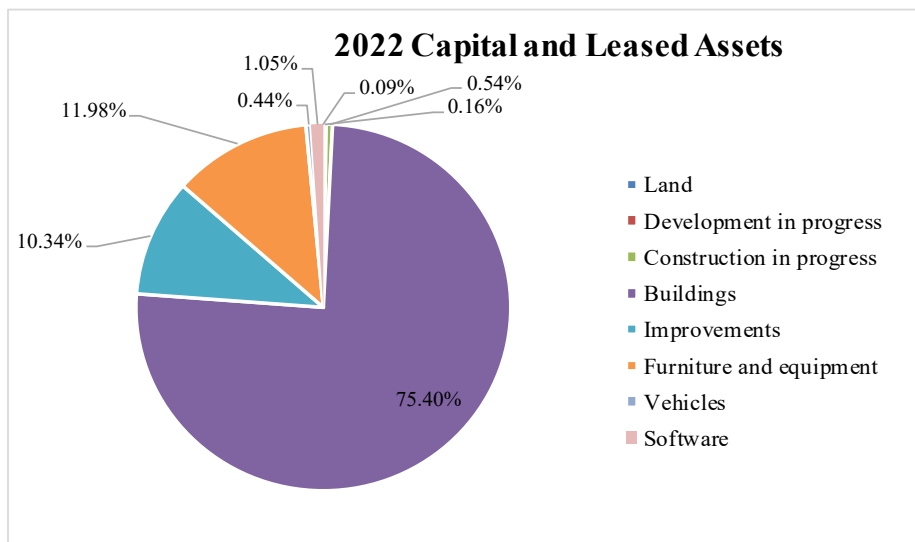
**Marion County, Indiana**  
**(A Component Unit of the Consolidated City of Indianapolis - Marion County)**  
**Management's Discussion and Analysis**  
**For the Year Ended December 31, 2022**

**CAPITAL AND LEASE ASSETS**

The County had \$721.7 million invested in capital and lease assets at December 31, 2022 (net of accumulated depreciation and amortization of \$152.1 million) in a broad range of capital assets. This amount represents a net decrease for the current year (including additions and deductions) of \$16.2 million.

	<b>Schedule of Capital and Leased Assets</b>	
	<b>Governmental Activities</b>	
	<b>2022</b>	<b>2021 <sup>(1)</sup></b>
Land	\$ 655,172	\$ 655,172
Development in progress	1,157,312	1,018,421
Construction in progress	3,877,537	-
Buildings	544,162,262	547,254,380
Improvements	74,656,012	78,458,025
Furniture and equipment	86,433,950	98,342,079
Vehicles	3,197,115	3,412,675
Software	7,592,979	8,770,600
<b>Total assets</b>	<b>\$ 721,732,339</b>	<b>\$ 737,911,352</b>

(1) The balances for the year ended December 31, 2021 have not been restated to reflect the adoption of GASB Statement No. 87, *Leases*. See Note 1 for additional information regarding adoption of this standard.



**Marion County, Indiana**  
**(A Component Unit of the Consolidated City of Indianapolis - Marion County)**  
**Management's Discussion and Analysis**  
**For the Year Ended December 31, 2022**

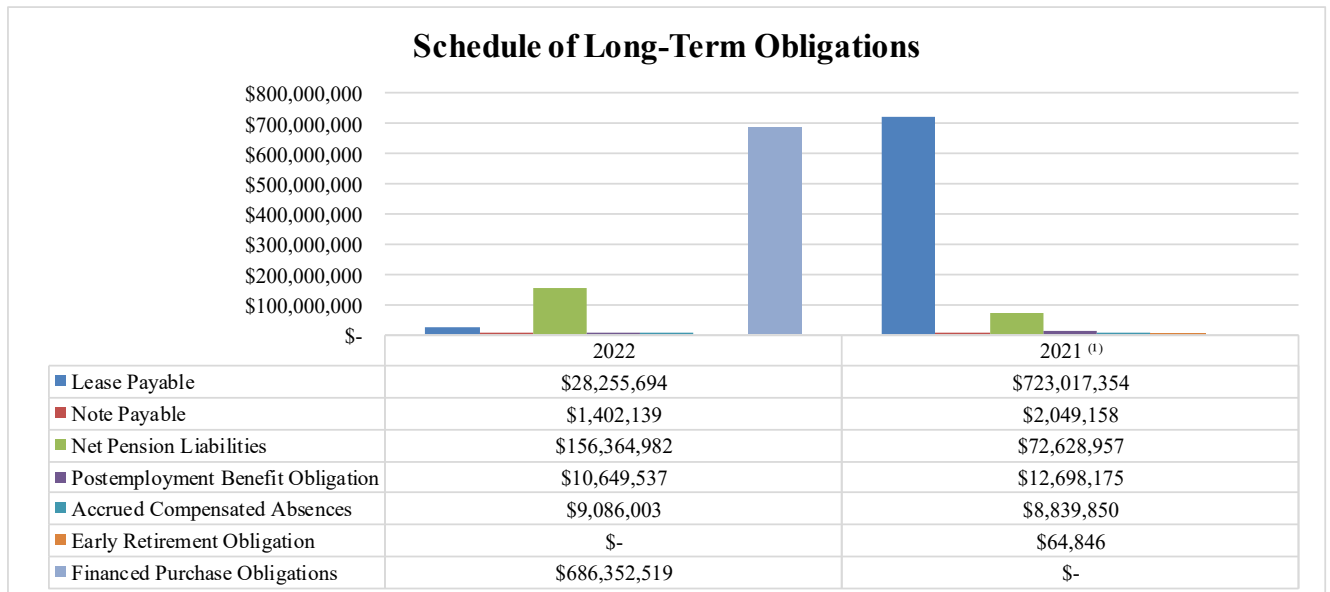
Major capital asset additions in 2022 for governmental activities included:

- \$6.5 million of additions to buildings, principally the Adult Detention Center and Marion County Courthouse, which opened in December 2021. These buildings are located on the Community Justice Campus.
- \$7.6 million of additions to equipment, \$3 million principally for building equipment and other fixtures, furniture for the Adult Detention Center and the Courthouse. In addition, there was \$1.0 million for election board equipment, \$3.6 million of additions associated with equipment for the Metropolitan Emergency Services Agency, which was a new county agency effective January 1, 2022
- \$0.7 million of additions to vehicles mainly for the Sheriff's Department.
- \$0.9 million of additions to improvements, related to the CJC campus.

Depreciation and amortization expense for 2022 for governmental activities was \$39.2 million. See footnote 8 to the basic financial statements for more information regarding capital and lease assets.

**LONG-TERM OBLIGATIONS**

At the end of 2022, Marion County had outstanding long-term debt and other long-term obligations for governmental activities of \$892.1 million, compared to \$819.3 at December 31, 2021 as shown below:



(1) The balances for the year ended December 31, 2021 have not been restated to reflect the adoption of GASB Statement No. 87, *Leases*. See Note 1 for additional information regarding adoption of this standard.

**Marion County, Indiana**  
**(A Component Unit of the Consolidated City of Indianapolis - Marion County)**  
**Management’s Discussion and Analysis**  
**For the Year Ended December 31, 2022**

As delineated in the chart above, long-term liabilities are primarily composed of net pension liabilities, financed purchase obligations, and lease payable balances. See footnote 13 to the basic financial statements for more pension details, and footnotes 10, 11, and 12 for more information regarding long-term liabilities.

**ECONOMIC FACTORS AND THE 2023 BUDGET**

The 2023 original budget for all annually budgeted funds was \$434.2 million. Revisions of \$1.9 million have been made through May 2023, primarily needed to fund community grants and criminal justice initiatives that will be covered by opioid settlement dollars in the State Grant fund.

The 2023 General Fund original budget was \$206.5 million, an increase of 10.4% from the 2022 original General Fund budget of \$187 million.

Unemployment rates were as follows:

	<u>April 2023</u>	<u>April 2022</u>
Marion County	2.4%	2.0%
State of Indiana	3.0%	2.2%
United States	3.4%	3.6%

Source: United States Department of Labor, [www.bls.gov](http://www.bls.gov)

**REQUESTS FOR INFORMATION**

This financial report is designed to provide citizens, taxpayers, customers, investors and creditors with a general overview of the County’s finances and to demonstrate the County’s accountability for the money it receives. If you have any questions about this report or need additional information, please contact the Consolidated City of Indianapolis-Marion County, Office of Finance and Management, 200 East Washington Street, Suite 2222, Indianapolis, Indiana 46204.

## **Basic Financial Statements**

**Marion County, Indiana**  
**(A Component Unit of the Consolidated City of Indianapolis - Marion County)**  
**Statement of Net Position**  
**December 31, 2022**

	<b>Governmental Activities</b>
<b>Assets</b>	
Cash and cash equivalents - unrestricted	\$ 101,451,899
Cash and cash equivalents - restricted	9,319,494
Investments	8,530,000
Property tax receivable	5,722,442
Accounts receivable	57,524,345
Due from federal and state governments	4,943,891
Other assets	1,604,054
Lease assets (net of accumulated amortization):	
Buildings	18,624,602
Equipment	8,081,020
Capital assets (net of accumulated depreciation):	
Land	655,172
Buildings	525,537,660
Improvements	74,656,012
Furniture and equipment	78,352,930
Vehicles	3,197,115
Construction in progress	3,877,537
Development in progress	1,157,312
Software	7,592,979
Total assets	910,828,464
<b>Deferred Outflows of Resources</b>	
Deferred outflows - pensions	53,302,803
Deferred outflows - OPEB	1,376,730
Total deferred outflows of resources	54,679,533
Total assets and deferred outflows of resources	965,507,997
<b>Liabilities</b>	
Accounts payable	28,209,922
Amounts held in custody	2,949,861
Accrued payroll and payroll taxes	6,648,076
Unearned revenue	3,621,589
Long-term liabilities:	
Due within one year	20,377,904
Due in more than one year	871,732,970
Total liabilities	933,540,322
<b>Deferred Inflows of Resources</b>	
Deferred inflows - pensions	8,128,176
Deferred inflows - OPEB	4,894,031
Total deferred inflows of resources	13,022,207
Total liabilities and deferred inflows of resources	946,562,529
<b>Net Position</b>	
Net investment in capital assets	3,525,830
Restricted for:	
Lease payments	9,319,494
Administration and finance	4,238,093
Protection of people and property	287,398
Corrections	1,068,239
Judicial	6,036,614
Statutory restrictions	
Administration and finance	4,148,531
Corrections	8,230,595
Judicial	10,488,420
Real estate and assessments	10,198,632
Health and welfare	532,291
Unrestricted deficit	(39,128,669)
Total net position	\$ 18,945,468

**Marion County, Indiana**  
**(A Component Unit of the Consolidated City of Indianapolis - Marion County)**  
**Statement of Activities**  
**For the Year Ended December 31, 2022**

Functions/Programs	Expenses	Program Revenues			Net (Expense)
		Charges for Services	Operating Grants and Contributions	Capital Grants and Contributions	Revenue and Changes in Net Position
					Governmental Activities
<b>Governmental Activities</b>					
Administration and finance	\$ 57,866,549	\$ 22,138,479	\$ 17,271,368	\$ -	\$ (18,456,702)
Protection of people and property	35,408,500	16,527,199	1,598,624	5,919,913	(11,362,764)
Corrections	131,755,601	1,609,192	48,145,635	-	(82,000,774)
Judicial	124,252,663	9,688,698	33,067,821	-	(81,496,144)
Culture and recreation	201,163	-	-	-	(201,163)
Real estate and assessments	7,754,632	5,337,942	-	-	(2,416,690)
Health and welfare	8,711,214	-	904,689	125,525	(7,681,000)
Interest	32,573,418	-	-	-	(32,573,418)
	<u>398,523,740</u>	<u>55,301,510</u>	<u>100,988,137</u>	<u>6,045,438</u>	<u>(236,188,655)</u>
Total governmental activities	\$	\$	\$	\$	
General revenues:					
Property taxes					168,294,137
Local income taxes					97,302,733
Other taxes					17,389,282
Unrestricted investment earnings					7,177,788
Other					928,372
Total general revenues					<u>291,092,312</u>
Change in net position					54,903,657
Net deficit - beginning of year, as previously reported					(35,058,269)
Change in accounting principle					(899,920)
Net deficit - beginning of year, as restated					<u>(35,958,189)</u>
Net position - end of year					<u>\$ 18,945,468</u>

**Marion County, Indiana**  
**(A Component Unit of the Consolidated City of Indianapolis - Marion County)**  
**Balance Sheet - Governmental Funds**  
**December 31, 2022**

	General	Public Safety Income Tax	Federal Grants	Nonmajor Governmental Funds	Total Governmental Funds
<b>Assets</b>					
Cash and cash equivalents - unrestricted	\$ 43,915,848	\$ 3,419,314	\$ -	\$ 54,116,737	\$ 101,451,899
Cash and cash equivalents - restricted	9,319,494	-	-	-	9,319,494
Investments	3,824,806	299,947	-	4,405,247	8,530,000
Property tax receivable	5,270,629	-	-	451,813	5,722,442
Accounts receivable	46,528,299	-	-	1,553,458	48,081,757
Due from other funds	2,923,852	-	-	-	2,923,852
Due from federal and state governments	1,334,718	-	3,298,426	310,747	4,943,891
	<u>\$ 113,117,646</u>	<u>\$ 3,719,261</u>	<u>\$ 3,298,426</u>	<u>\$ 60,838,002</u>	<u>\$ 180,973,335</u>
<b>Liabilities, Deferred Inflows of Resources and Fund Balances</b>					
<b>Liabilities</b>					
Accounts payable	\$ 6,437,419	\$ 6,243	\$ 510,432	\$ 3,540,524	\$ 10,494,618
Amounts held in custody	2,949,861	-	-	-	2,949,861
Accrued payroll and payroll taxes	4,373,492	1,044,750	33,216	1,080,838	6,532,296
Unearned revenue	-	-	457,562	3,164,027	3,621,589
Due to other funds	-	-	1,556,932	652,395	2,209,327
Total liabilities	<u>13,760,772</u>	<u>1,050,993</u>	<u>2,558,142</u>	<u>8,437,784</u>	<u>25,807,691</u>
<b>Deferred Inflows of Resources</b>					
Unavailable revenues	<u>10,986,005</u>	<u>-</u>	<u>2,569,899</u>	<u>1,640,197</u>	<u>15,196,101</u>
<b>Fund Balances</b>					
Restricted	9,319,494	2,668,268	-	51,491,385	63,479,147
Assigned	56,607,561	-	-	-	56,607,561
Unassigned (deficit)	22,443,814	-	(1,829,615)	(731,364)	19,882,835
Total fund balances (deficit)	<u>88,370,869</u>	<u>2,668,268</u>	<u>(1,829,615)</u>	<u>50,760,021</u>	<u>139,969,543</u>
Total liabilities, deferred inflows of resources and fund balances	<u>\$ 113,117,646</u>	<u>\$ 3,719,261</u>	<u>\$ 3,298,426</u>	<u>\$ 60,838,002</u>	<u>\$ 180,973,335</u>

**Marion County, Indiana**  
**(A Component Unit of the Consolidated City of Indianapolis - Marion County)**  
**Reconciliation of the Balance Sheet for Governmental Funds**  
**to the Statement of Net Position**  
**December 31, 2022**

Fund balances - total governmental funds	\$ 139,969,543
Amounts reported for governmental activities in the statement of net position are different because:	
Capital assets used in the governmental activities are not financial resources and, therefore, are not reported in the fund statements	687,389,529
Right to use leased assets in governmental activities are not financial resources and, therefore, are not reported in the fund statements	18,695,702
Net position of internal service fund not reported in the fund statements	13,636,461
Net pension liabilities are not due and payable in the current period and, therefore, are not recorded in the funds liabilities	(155,628,464)
OPEB liabilities are not due and payable in the current period and, therefore, are not recorded in the funds liabilities	(10,454,552)
Deferred inflows of resources for resources not meeting availability criteria in fund statements are not in the statement of net position	15,196,101
Deferred inflows of resources related to pensions are not available to pay for current period expenditures and, therefore, are not reported in the fund statements	(8,040,899)
Deferred inflows of resources related to OPEB are not available to pay for current period expenditures and, therefore, are not reported in the fund statements	(4,827,834)
Deferred outflows of resources related to pensions are not financial resources and, therefore, are not reported in the fund statements	53,035,348
Deferred outflows of resources related to OPEB are not financial resources and, therefore, are not reported in the fund statements	1,361,183
Other liabilities not in the fund statements	(14,953,632)
Long-term liabilities (excluding net pension and OPEB liabilities) are not due and payable in the current period and, therefore, are not reported in the fund statements	(716,433,018)
Net position of governmental activities	\$ 18,945,468

**Marion County, Indiana**  
**(A Component Unit of the Consolidated City of Indianapolis - Marion County)**  
**Statement of Revenues, Expenditures and Changes in Fund Balances -**  
**Governmental Funds**  
**For the Year Ended December 31, 2022**

	General	Public Safety Income Tax	Federal Grants	Nonmajor Governmental Funds	Total Governmental Funds
<b>Revenues</b>					
Taxes	\$ 201,860,238	\$ 53,107,282	\$ -	\$ 27,918,030	\$ 282,885,550
Intergovernmental	65,998,063	-	3,634,214	26,614,322	96,246,599
Interest	7,172,485	-	-	5,303	7,177,788
Charges for services	8,112,200	-	-	27,323,541	35,435,741
Traffic violations and court fees	41,257	-	-	-	41,257
Miscellaneous	612,209	-	3,487	312,823	928,519
Total revenues	<u>283,796,452</u>	<u>53,107,282</u>	<u>3,637,701</u>	<u>82,174,019</u>	<u>422,715,454</u>
<b>Expenditures</b>					
Current					
General government	113,578,892	18,801,924	3,567,267	22,966,785	158,914,868
Public safety	68,277,654	38,335,941	1,658,911	52,054,660	160,327,166
Culture and recreation	210,286	-	-	-	210,286
Debt service					
Redemption of notes and financed purchase obligations	-	-	-	8,658,368	8,658,368
Interest	1,014,345	-	-	31,595,506	32,609,851
Lease payments	2,318,177	-	-	194,122	2,512,299
Capital outlays	12,805,129	-	25,414	287,130	13,117,673
Total expenditures	<u>198,204,483</u>	<u>57,137,865</u>	<u>5,251,592</u>	<u>115,756,571</u>	<u>376,350,511</u>
<b>Excess (Deficiency) of Revenues Over (Under) Expenditures</b>	<u>85,591,969</u>	<u>(4,030,583)</u>	<u>(1,613,891)</u>	<u>(33,582,552)</u>	<u>46,364,943</u>
<b>Other Financing Sources (Uses)</b>					
Financed purchase obligations issued	4,347,435	-	-	-	4,347,435
Transfers in	2,129	-	-	52,203,745	52,205,874
Transfers out	(45,734,381)	-	(2,129)	(6,469,364)	(52,205,874)
Total other financing sources (uses)	<u>(41,384,817)</u>	<u>-</u>	<u>(2,129)</u>	<u>45,734,381</u>	<u>4,347,435</u>
Net change in fund balances	44,207,152	(4,030,583)	(1,616,020)	12,151,829	50,712,378
Fund balances (deficit) - beginning of year	<u>44,163,717</u>	<u>6,698,851</u>	<u>(213,595)</u>	<u>38,608,192</u>	<u>89,257,165</u>
Fund balances (deficit) - end of year	<u>\$ 88,370,869</u>	<u>\$ 2,668,268</u>	<u>\$ (1,829,615)</u>	<u>\$ 50,760,021</u>	<u>\$ 139,969,543</u>

**Marion County, Indiana**  
**(A Component Unit of the Consolidated City of Indianapolis - Marion County)**  
**Reconciliation of the Statement of Revenues, Expenditures and**  
**Changes in Fund Balances of Governmental Funds to the**  
**Statement of Activities**  
**For the Year Ended December 31, 2022**

Net change in fund balances - total governmental funds	\$	50,712,378
Amounts reported for governmental activities in the statement of activities are different because:		
Depreciation and amortization expense is not reported in the fund statements, but is reported as a decrease in net position in the statement of activities		(33,853,402)
Capital outlays are reported as expenditures in the fund statements, but are reported as additions to capital assets in the statement of net position		12,355,374
Donations of capital assets are not recorded in the fund statements		6,045,438
Losses on disposals of capital assets are not recorded in the fund statements		(1,942)
Decrease in accounts payable that is not reported in the fund statements		1,765,981
Revenues in the statement of activities that do not provide current financial resources are not reported as revenues in the fund statements		15,196,103
Revenues in the fund statements but not in the current year statement of activities due to the current financial resources focus of the governmental funds		(10,353,963)
Note payable payments reported as expenditures in the fund statements but as reductions of long-term liabilities in the statement of activities		647,019
Change in net position of internal service funds reported with governmental activities		(2,661,729)
Increase in compensated absences that is not reported in the fund statements		(224,727)
Decrease in early retirement incentive accrual that is not reported in the fund statements		64,846
Lease payments reported as expenditures in the fund statements but as reductions of long-term liabilities in the statement of net position		2,512,298
Financed purchase obligations payments reported as expenditures in the fund statements but as reductions of long-term liabilities in the statement of net position		8,011,349
Inception of financed purchase obligations recorded as other financing sources in the fund statements but not recorded in the statement of activities		(4,347,435)
Net OPEB benefit payments recognized as expenditures in the fund statements in excess of OPEB expense recognized in the statement of activities		734,916
Pension contributions recognized as expenditures in the fund statements in excess of pension expense recognized in the statement of activities		8,301,153
		8,301,153
Change in net position of governmental activities	\$	54,903,657

**Marion County, Indiana**  
**(A Component Unit of the Consolidated City of Indianapolis - Marion County)**  
**Statement of Net Position - Proprietary Fund**  
**December 31, 2022**

	<b>Internal Service Fund</b>
<b>Assets</b>	
<b>Current Assets</b>	
Accounts receivable	\$ 9,442,588
Other assets	622,934
Total current assets	10,065,522
<b>Noncurrent Assets</b>	
Other assets	981,120
Lease assets - equipment (net of accumulated amortization)	8,009,920
Capital assets (net of accumulated depreciation):	
Furniture and equipment	1,038,838
Development in progress	1,157,312
Software	5,441,038
Total capital assets (net of accumulated depreciation)	7,637,188
Total noncurrent assets	16,628,228
Total assets	26,693,750
<b>Deferred Outflows of Resources</b>	
Deferred outflows - pensions	267,455
Deferred outflows - OPEB	15,547
Total deferred outflows of resources	283,002
Total assets and deferred outflows of resources	26,976,752
<b>Liabilities</b>	
<b>Current Liabilities</b>	
Accounts payable	2,761,672
Accrued payroll and payroll taxes	115,780
Due to other funds	714,525
Compensated absences	157,257
Lease liability - current	2,412,242
Total current liabilities	6,161,476
<b>Noncurrent Liabilities</b>	
Lease liability	6,093,838
Other postemployment benefit liability (OPEB)	194,985
Net pension liability	736,518
Total noncurrent liabilities	7,025,341
Total liabilities	13,186,817
<b>Deferred Inflows of Resources</b>	
Deferred inflows - pensions	87,277
Deferred inflows - OPEB	66,197
Total deferred inflows of resources	153,474
Total liabilities and deferred inflows of resources	13,340,291
<b>Net Position</b>	
Net investment in capital assets	7,141,028
Unrestricted	6,495,433
Total net position	\$ 13,636,461

**Marion County, Indiana**  
**(A Component Unit of the Consolidated City of Indianapolis - Marion County)**  
**Statement of Revenues, Expenses and Changes in Fund Net Position -**  
**Proprietary Fund**  
**For the Year Ended December 31, 2022**

	<b>Internal Service Fund</b>
<b>Operating Revenues</b>	
Charges for services	\$ 32,671,544
Miscellaneous	48,124
Total operating revenues	32,719,668
<b>Operating Expenses</b>	
Services and charges	27,406,020
Administration, including salaries and wages	3,668,521
Depreciation and amortization	4,034,112
Other	51,251
Total operating expenses	35,159,904
Operating loss	(2,440,236)
<b>Nonoperating Expenses</b>	
Interest expense	(221,493)
Total nonoperating expenses	(221,493)
<b>Decrease in Net Position</b>	(2,661,729)
Total net position - beginning of year, as previously reported	19,558,124
Change in accounting principle	(3,259,934)
Net position, beginning of year (restated)	16,298,190
Total net position - end of the year	\$ 13,636,461

**Marion County, Indiana**  
**(A Component Unit of the Consolidated City of Indianapolis - Marion County)**  
**Statement of Cash Flows - Proprietary Fund**  
**For the Year Ended December 31, 2022**

	<b>Internal Service Fund</b>
<b>Cash Flows From Operating Activities</b>	
Receipts from users	\$ 23,402,542
Payments for services	(25,203,244)
Payments for administration	(3,785,694)
Net cash used in operating activities	(5,586,396)
<b>Cash Flows From Capital and Related Financing Activities</b>	
Purchases of capital assets	(138,890)
Payment of lease obligations	(1,956,155)
Interest expense payments	(221,493)
Net cash used in capital and related financing activities	(2,316,538)
<b>Cash Flows From Investing Activities</b>	
Proceeds from sale and maturities of investments	22,675
Net cash provided by investing activities	22,675
<b>Net Decrease in Cash and Cash Equivalents</b>	(7,880,259)
<b>Cash and Cash Equivalents, January 1</b>	7,880,259
<b>Cash and Cash Equivalents, December 31</b>	\$ -
<b>Noncash Investing, Capital and Financing Activities</b>	
Issuance of leases	\$ 1,606,460
Lease assets and liabilities recorded upon adoption of GASB 87	8,855,775
Total noncash investing, capital and financing activities	\$ 10,462,235
<b>Reconciliation of Operating Loss to Net Cash Used In Operating Activities:</b>	
Operating loss	\$ (2,440,236)
Adjustments to reconcile operating loss to net cash used in operating activities:	
Depreciation and amortization expense	4,034,112
Changes in assets, deferred outflows of resources, liabilities and deferred inflows of resources:	
Due from other governments	(9,317,126)
Other assets	622,934
Deferred outflows - pensions	(47,973)
Accounts payable and accrued liabilities	887,020
Due to other funds	714,525
Net pension liability	423,346
Net OPEB liability	(21,165)
Deferred inflows - OPEB	13,397
Deferred outflows - OPEB	5,435
Deferred inflows - pensions	(460,665)
Total adjustments	(3,146,160)
Net cash used in operating activities	\$ (5,586,396)

**Marion County, Indiana**  
**(A Component Unit of the Consolidated City of Indianapolis - Marion County)**  
**Statement of Fiduciary Net Position - Fiduciary Funds**  
**December 31, 2022**

	<b>Pension (and Other Employee Benefit) Trust Funds</b>	<b>Custodial Funds</b>
	<hr/>	<hr/>
<b>Assets</b>		
Cash and cash equivalents	\$ 2,073,471	\$ 158,541,258
Investments		
Mutual funds - bond	105,343,822	-
Mutual funds - equity	89,255,317	-
Mutual funds - international equity	27,087,773	-
Treasurer's pooled investments	-	10,132,892
Accounts receivable	11,051,703	36,161,286
Due from other funds	25,366	-
Total assets	<hr/> <u>234,837,452</u>	<hr/> <u>204,835,436</u>
<b>Liabilities</b>		
Accounts payable	318,290	-
Amounts held in custody	-	110,019,068
Due to other funds	22,946	-
Total liabilities	<hr/> <u>341,236</u>	<hr/> <u>110,019,068</u>
<b>Net Position</b>		
Restricted for:		
Pensions	234,496,216	-
Individuals, organizations, and other governments	-	94,816,368
Total net position	<hr/> <u>\$ 234,496,216</u>	<hr/> <u>\$ 94,816,368</u>

**Marion County, Indiana**  
**(A Component Unit of the Consolidated City of Indianapolis - Marion County)**  
**Statement of Changes in Fiduciary Net Position - Fiduciary Funds**  
**For the Year Ended December 31, 2022**

	<b>Pension (and Other Employee Benefit) Trust Funds</b>	<b>Custodial Funds</b>
<b>Additions</b>		
Employer contributions	\$ 11,151,924	\$ -
Employee contributions	522,210	-
Taxes from individuals and organizations	-	2,202,011,689
Overpayments of taxes from individuals and organizations	-	1,310,668
Payment in-lieu of taxes from individuals and organizations	-	734,587
Fees from individuals, organizations, and other governments	-	50,674,142
Share of gambling revenue	-	5,502,034
Sale of property	-	48,491,327
Court-ordered receipts for individuals, organizations, and other governments	-	56,658,801
Redemptions of property tax sales	-	6,391,338
Transfers from other custodial funds	-	64,207,551
Miscellaneous	-	1,560,307
Total additions before investment losses	11,674,134	2,437,542,444
Gross investment loss	(35,284,916)	-
Less investment costs	(207,182)	-
Net investment loss	(35,492,098)	-
Total additions	(23,817,964)	2,437,542,444
<b>Deductions</b>		
Benefit payments	17,961,559	-
Administrative costs	329,385	1,359,784
Payments of taxes to other governments	-	2,184,833,405
Tax refunds to individuals, organizations, and other governments	-	18,288,620
Payments of payments in-lieu of taxes to other governments	-	734,587
Excess property sale income distributed to individuals, and organizations, and governments	-	48,652,551
Payments of fees to individuals, organizations, and other governments	-	52,538,876
Payments of gambling revenue to other governments	-	5,497,465
Court-ordered payments to individuals, organizations, and other governments	-	61,331,964
Redemptions distributed to tax sale bidder	-	6,391,338
Transfers to other custodial funds	-	64,207,551
Miscellaneous	-	1,563,190
Total deductions	18,290,944	2,445,399,331
<b>Change in Net Position</b>	(42,108,908)	(7,856,887)
Total net position - beginning of year	276,605,124	102,673,255
Total net position - end of the year	\$ 234,496,216	\$ 94,816,368

**Marion County, Indiana**  
**(A Component Unit of the Consolidated City of Indianapolis - Marion County)**  
**Notes to Basic Financial Statements**  
**December 31, 2022**

**Note 1: Summary of Significant Accounting Policies**

***Financial Reporting Entity***

Marion County, Indiana (“County”), was incorporated as a unit of local government by the State of Indiana in 1822, to be governed by the following officials, each of whom is granted certain independent executive authority under the State Constitution:

County Auditor	County Prosecutor	County Surveyor
County Treasurer	County Recorder	Clerk of the Circuit Court
County Coroner	County Sheriff	Judge of the Circuit Court

The legislature of the State of Indiana has provided for certain additional elected officials who are not mentioned in the Constitution to exercise certain independent executive authority. These are the County Assessor and Superior Court Judges.

On January 1, 1970, the governments of the City of Indianapolis (“City”) and the County were unified (“Consolidated City of Indianapolis – Marion County” or “Unigov”), in accordance with Indiana Code (“IC”), Section 36-3. Their form of service delivery was consolidated and certain service boundaries of the City were extended to generally coincide with those of the County. Four other municipalities (Speedway, Lawrence, Southport and Beech Grove) located within the County boundaries are specifically excluded from most functions of Unigov by the consolidating act.

In accordance with Governmental Accounting Standards Board (“GASB”) Statement No. 14, *The Financial Reporting Entity* (“GASB Statement No. 14”) and GASB Statement No. 61, *The Financial Reporting Entity: Omnibus* – an amendment of GASB Statements No. 14 and No. 34 (“GASB Statement No. 61”), the County is considered a component unit of the Consolidated City of Indianapolis - Marion County. The elected officials and the Mayor, as the County Chief Executive, serve as the executive body for both the City and the County, while the City-County Council (“Council”) serves as the legislative body for both the City and the County. The Circuit Court and Marion Superior Court serve as the judicial body of the County. Otherwise, the County is considered a separate legal entity, with its elected officials directly and separately (from City officials) responsible for financial independence, operations, and accountability for fiscal matters.

Based on the criteria established in GASB Statement No. 14, GASB Statement No. 61, and GASB Statement No. 80, *Blending Requirements for Certain Component Units* - an amendment of GASB Statement No. 14, the County has no component units under the current financial reporting requirements.

***Government-Wide and Fund Financial Statements***

The government-wide financial statements (i.e., the statement of net position and the statement of activities) report information on all of the nonfiduciary activities of the County. *Governmental activities*, which normally are supported by taxes and intergovernmental revenues, are reported separately from *business-type activities*, which rely to a significant extent on fees and charges for support. However, the County currently has no business-type activities.

**Marion County, Indiana**  
**(A Component Unit of the Consolidated City of Indianapolis - Marion County)**  
**Notes to Basic Financial Statements**  
**December 31, 2022**

The statement of activities demonstrates the degree to which the direct expenses of a given function are offset by program revenues. *Direct expenses* are those that are clearly identifiable with a specific function. *Program revenues* include (1) charges to customers or applicants who purchase, use, or directly benefit from goods, services, or privileges provided by a given function and (2) grants and contributions that are restricted to meeting the operational or capital requirements of a particular function. Internally dedicated resources are reported as *general revenues* rather than as program revenues. Likewise, general revenues include all local taxes.

Following the government-wide financial statements are separate financial statements for governmental funds, proprietary funds, and fiduciary funds, even though the latter are excluded from the government-wide financial statements since their resources are not available to fund County operations. Major individual governmental funds are reported as separate columns in the fund financial statements.

***Measurement Focus, Basis of Accounting and Financial Statement Presentation***

The government-wide financial statements and the fiduciary fund financial statements are reported using the *economic resources measurement focus* and the *accrual basis of accounting*. Revenues are recorded when earned, and expenses are recorded when a liability is incurred, regardless of the timing of related cash flows. Property taxes are recognized in the period in which the tax levy and rates are certified, which is the period for which the taxes are levied. Grants and similar items are recognized as revenue as soon as all eligibility requirements imposed by the provider have been met.

Governmental fund financial statements are reported using the *current financial resources measurement focus* and the *modified accrual basis of accounting*. Under this basis of accounting, revenues are recognized as they become susceptible to accrual; generally, as soon as they are both measurable and available. Revenues are considered to be *available* when they are collected within the current period or soon enough thereafter to pay liabilities of the current period. For this purpose, the County considers property taxes to be available if they are collected and distributed within 60 days of the end of the current fiscal period. For all other revenue items, including taxes other than property taxes, the County considers revenue to be available if they are collected within 90 days of the end of the current fiscal period. Significant revenues susceptible to accrual include property and other taxes, grants, and interest on investments. Bonds and notes issued are recorded as other financing sources, along with any related premium or discounts.

Expenditures are generally recognized under the modified accrual basis of accounting when the related fund liability is incurred. Exceptions to this general rule include:

- 1) Expenditures related to annual contributions to single-employer defined contribution pension plans, compensated absences and claims and judgments are recorded only when payment is due (i.e., matured).
- 2) Prepaid expenditures are not recorded as an asset in the fund financial statements.
- 3) Unmatured debt and accrued interest are not reported because they are not expected to be liquidated currently with expendable available financial resources.

**Marion County, Indiana**  
**(A Component Unit of the Consolidated City of Indianapolis - Marion County)**  
**Notes to Basic Financial Statements**  
**December 31, 2022**

For financial reporting purposes, nonexchange transactions are grouped into the following four classes, based upon their principal characteristics: derived tax revenues, imposed nonexchange revenues, government-mandated nonexchange transactions, and voluntary nonexchange transactions.

The County recognizes assets from derived tax revenue transactions (such as local income tax) in the period when the underlying exchange transaction on which the tax is imposed occurs or when the resources are received, whichever occurs first. Revenues are recognized, net of estimated refunds and estimated uncollectible amounts, in the same period that the assets are recognized, provided that the underlying exchange transaction has occurred and the resources are available. Resources received in advance in relation to derived tax revenue nonexchange transactions are reported as liabilities until the period of exchange.

The County recognizes assets from imposed nonexchange revenue transactions in the period when an enforceable legal claim to the resources arises or when the resources are received, whichever occurs first. Revenues are recognized in the period when the resources are required to be used or the first period that use is permitted. The County recognizes revenues from property taxes, net of estimated refunds and estimated uncollectible amounts, in the period in which the tax levy and rates are certified, which is the period for which the taxes are levied. Imposed nonexchange revenues include property taxes, fines, auto excise and financial institution taxes.

Voluntary nonexchange transactions, such as grants and assistance received from other governmental units, and government-mandated nonexchange transactions are generally recognized as revenues in the period when all eligibility requirements have been met. For these types of transactions, resources received before eligibility requirements are met (excluding time requirements) are reported as liabilities, while resources received before time requirements are met, but after all other eligibility requirements have been met, are reported as deferred inflows of resources in accordance with GASB 65, *Items Previously Reported as Assets and Liabilities*.

Charges for services in the governmental funds, which are exchange transactions are recognized as revenues when received in cash because they are generally not measurable until actually received. Investment earnings are recorded when earned since they are measurable and available.

All proprietary funds and fiduciary funds are accounted for using the same measurement focus and basis of accounting as the government-wide financial statements. Their revenues (additions) are recognized when they are earned, and their expenses (deductions) are recognized when they are incurred, except as to the accounting for certain pension and other postemployment benefit costs. Custodial funds use the economic resources measurement focus. Unfunded pension and other postemployment benefit obligations are recorded in the government-wide and proprietary fund financial statements as long-term liabilities due in more than one year.

**Marion County, Indiana**  
**(A Component Unit of the Consolidated City of Indianapolis - Marion County)**  
**Notes to Basic Financial Statements**  
**December 31, 2022**

The following are the County's major governmental funds:

The *General Fund* is used to account for all receipts and disbursements applicable to the general operations of governmental agencies of the County, except those required to be accounted for in another fund. All operating receipts that are not restricted as to use by sources external to the County are recorded in the General Fund.

The *Public Safety Income Tax Fund*, a special revenue fund, accounts for public safety income tax receipts that are to be appropriated for use by public safety related agencies.

The *Federal Grants Fund*, a special revenue fund, accounts for state and federal grant programs received from the U.S. Marshal, U.S. Department of Justice, U.S. Department of Health and Human Services, and various other federal agencies.

The other governmental funds of the County are considered nonmajor. They include *special revenue funds*, which account for the proceeds of specific revenue sources that are restricted or committed to expenditure for specified purposes other than debt service or capital projects; *capital projects funds*, which account for financial resources that are restricted, committed or assigned to expenditure for capital outlays, including the acquisition or construction of capital facilities and other capital assets; and *debt service funds*, which account for and report financial resources that are restricted, committed, or assigned to expenditure for principal and interest.

Additionally, the County reports the following fund types:

*Internal Service Funds* are used to account for the financing of goods or services provided by one department or agency to other departments or agencies of a government, or to other governments, on a cost reimbursement basis. An internal service fund has been established for the County's Information Services Agency, which provides information technology services to other agencies of the County, and to the City, on a cost reimbursement basis.

*Fiduciary Funds* are classified into subgroupings – Custodial Funds and Pension (and Other Employee Benefit) Trust Funds. Funds in this classification are used to account for assets held by the County in a fiduciary capacity. Custodial funds are custodial in nature and account for monies held for the collection, distribution, and escrow of various tax types, fees, and set aside funding. Pension (and Other Employee Benefit) Trust Funds are those funds held in trust for disbursement to covered employees and retirees. The County's Sheriff's Retirement Plan and Sheriff's Disability Plan are fiduciary component units as provided for in GASB 84 because each meets the criteria set forth in GASB 14, as amended. The County records deductions for pension and other employee benefit obligations as payments become due.

Amounts reported as *program revenues* include: (1) charges to customers or applicants for goods, services, or privileges provided, (2) operating grants and contributions, and (3) capital grants and contributions. Internally dedicated resources are reported as *general revenues* rather than as program revenues. Likewise, general revenues include all local taxes. State-shared revenues are reported as grants and contributions not restricted to specific functions, unless they are restricted to specific functions, in which case they are reported as operating grants and contributions.

**Marion County, Indiana**  
**(A Component Unit of the Consolidated City of Indianapolis - Marion County)**  
**Notes to Basic Financial Statements**  
**December 31, 2022**

Indirect costs are included as part of the program expenditures reported for individual functions and activities.

Proprietary funds report operating revenues and expenses (those related to goods sold and services provided to customers (other funds, departments or agencies). All other revenues and expenses are reported as nonoperating.

***Stewardship, Compliance, and Accountability***

Annual budgets are adopted on a budgetary basis, which is essentially the cash basis with the exception of revenues received in the current year but budgeted for in a prior year and that encumbrances and certain accounts payable are treated as expenditures. All annual appropriations lapse at the end of the calendar year, except for capital project funds, which are budgeted on a project basis.

Prior to the first required publication, the Mayor submits to the City-County Council a proposed operating budget for the year commencing the following January 1. Prior to adoption, the budget is advertised and public hearings are conducted by the City-County Council to obtain taxpayer comments. In October of each year, the City-County Council, through the passage of an ordinance, approves the budget for the next year. The budget becomes legally certified after approval from the State of Indiana Department of Local Government Finance.

Revisions to transfer appropriations between agencies or character of expenditure require approval of the City-County Council. Revisions to increase the appropriations for tax-supported funds require approval of the City-County Council and the State of Indiana Department of Local Government Finance.

***Cash, Cash Equivalents, and Investments***

The County considers all highly liquid investments with a maturity of three months or less when purchased to be cash equivalents. At December 31, 2022, cash equivalents consisted primarily of money market mutual funds, overnight repurchase agreements, mutual funds and collective investment trusts. Investments are stated at fair value. Fair values for investments are determined by closing market prices at year-end as reported by the investment custodian.

A substantial portion of the County's cash resources are combined to form a cash and investment pool managed by the County Treasurer. All earnings from the pooled investments under Indiana Code 5-13-9-6 are required to be retained in the County's General Fund, except as otherwise provided by law.

***Receivables***

All property tax and other receivables are shown net of an allowance, if any, for uncollectible balances. There is no allowance at December 31, 2022.

**Marion County, Indiana**  
**(A Component Unit of the Consolidated City of Indianapolis - Marion County)**  
**Notes to Basic Financial Statements**  
**December 31, 2022**

Property taxes are levied as of January 1 on property values assessed as of January 1 of the previous year. The tax levy is divided into two billings due on May 10 and November 10 each year.

***Inventory***

Inventories of the governmental funds are recorded as expenditures when purchased and are therefore not recorded in the statement of net position or the governmental funds balance sheet, as the associated amounts are not considered material.

***Capital and Lease Assets***

**Capital Assets**

Capital assets, which include land, buildings, improvements, furniture, equipment and vehicles are reported in the government-wide financial statements. Capital assets are defined by the County as assets with cost or acquisition value beyond prescribed levels and estimated useful life in excess of two years. Such assets are recorded at historical cost or estimated historical cost, if purchased or constructed. Donated capital assets are recorded at acquisition value as of the date of acquisition. The costs of normal maintenance and repairs that do not add to the value of the asset or materially extend asset lives are not capitalized.

The prescribed capitalization levels for the County are as follows:

All land acquired by the County is capitalized. Land improvements of \$25,000 or greater are capitalized.

All buildings and improvements of \$75,000 or greater are capitalized.

Equipment and vehicles of \$5,000 or greater are capitalized.

Intangible assets such as computer software are required to be reported as capital assets under GASB Statement No. 51, *Accounting and Financial Reporting for Intangible Assets*. Other intangible assets are capitalized if the historical cost or acquisition value is \$100,000 or greater.

Depreciation is provided over the following estimated useful lives using the straight-line method:

	<b>Years</b>
Buildings	50
Building improvements	20
Furniture, equipment and vehicles	3 - 20
Software	5 - 15

**Marion County, Indiana**  
**(A Component Unit of the Consolidated City of Indianapolis - Marion County)**  
**Notes to Basic Financial Statements**  
**December 31, 2022**

**Lease Assets**

Lease assets are initially recorded at the initial measurement of the lease liability, plus lease payments made at or before the commencement of the lease term, less any lease incentives received from the lessor at or before the commencement of the lease, plus initial direct costs that are ancillary to place the asset into service. Lease assets are amortized on a straight-line basis over the shorter of the lease term or the useful life of the underlying asset.

***Unearned Revenue***

Unearned revenue is reported in the government-wide financial statements. The availability period does not apply; however, amounts may not be considered earned due to eligibility requirements.

***Compensated Absences***

County employees earn benefit leave days (in lieu of all vacation, sick, and other accrued leave time), which accumulate to a maximum of 37 days per year, depending on length of service. A total of 150 hours (based on a 37.5-hour work week) or 160 hours (based on a 40-hour work week) earned benefit leave can be carried forward to subsequent years. Accumulated unused sick leave earned before September 1, 1994 is payable only upon the death or retirement of an employee, and only half the accumulated sick leave is then payable.

In accordance with the vesting method provided under GASB Statement No. 16, *Accounting for Compensated Absences*, accumulated benefit and sick leave days are accrued based on assumptions concerning the probability that certain employees will become eligible to receive these benefits in the future. The entire cost of benefit and sick leave is recorded in the government-wide financial statements. Certain amounts are recorded in the governmental fund financial statements, as amounts came due (matured, for example, as a result of employee resignations and retirements) during the year ended December 31, 2022.

***Interfund Transactions***

All outstanding balances between funds are reported as “due to/from other funds.”

**Transfers**

Legally authorized transfers are reported as transfers in by the recipient fund and as transfers out by the disbursing fund.

**Marion County, Indiana**  
**(A Component Unit of the Consolidated City of Indianapolis - Marion County)**  
**Notes to Basic Financial Statements**  
**December 31, 2022**

**Interfund Services Provided/Used**

Charges or collections for services rendered by one fund for another are recognized as revenues (interfund services provided) of the recipient fund and expenditures or expenses (interfund services used) of the disbursing fund. These transactions are recorded as interfund services because they would be treated as revenues and expenditures or expenses if they involved organizations external to the County. Certain internal payments are treated as a reduction of expense, such as reimbursements.

Elimination of interfund activity has been made for governmental activities in the government-wide financial statements.

***Deferred Outflows of Resources and Deferred Inflows of Resources***

A deferred outflow of resources is a consumption of net assets by the County that is applicable to a future reporting period. A deferred inflow of resources is an acquisition of net assets by the County that is applicable to a future reporting period. Both deferred outflows and inflows are reported in the statement of net position but are not recognized in the financial statements as revenues, expenses, and reduction of liabilities or increase in assets until the period(s) to which they relate.

The County reports both deferred outflows of resources and deferred inflows of resources in the government-wide statement of net position for pension and OPEB items.

Deferred inflows of resources are also reported in the fund financial statements for resources that are not considered available at year-end or for which eligibility requirements have not been met.

***Net Position/Fund Balances***

In the government-wide and proprietary fund financial statements, the components of net position are categorized as follows:

*Net investment in capital assets* - This category is comprised of capital assets and lease assets, net of accumulated depreciation and amortization, less the outstanding balances of any bonds, notes, lease liabilities, or other borrowings that are attributable to the acquisition or construction of those assets.

*Restricted* - This category consists of resources that have external restrictions imposed by outside parties (e.g., creditors, grantors, contributors) or by law through constitutional provisions or enabling legislation.

*Unrestricted* - This category represents resources of the County that are not subject to externally imposed restrictions and that may be used to meet the ongoing obligations to the public and creditors.

When both restricted and unrestricted resources are available for use, it is the County's policy to use restricted resources first, then unrestricted resources as they are needed.

**Marion County, Indiana**  
**(A Component Unit of the Consolidated City of Indianapolis - Marion County)**  
**Notes to Basic Financial Statements**  
**December 31, 2022**

GASB Statement No. 54, *Fund Balance Reporting and Governmental Fund Type Definitions* (“GASB Statement No. 54”) requires fund balances for governmental funds to be classified based on the extent to which the government is bound to honor constraints on the specific purposes for which amounts in those funds can be spent. Further, GASB Statement No. 54 establishes criteria for classifying fund balances and clarifies the definitions for governmental fund types.

Within the fund financial statements, the fund balances are classified in the following manner, as applicable:

*Nonspendable* - This consists of resources that are either: (a) not in spendable form or (b) legally or contractually required to be maintained intact.

*Restricted* - This consists of resources that can be spent only for the specific purpose stipulated by constitutional provisions, external parties (e.g., grantors, creditors, or other governments), or enabling legislation. Within the restricted fund balance for the Other Aggregate Funds are encumbrances of \$7,126,948, which are restricted to fund future purchases.

*Committed* - This consists of resources that can only be used for specific purposes pursuant to formal action of the government’s highest level of decision-making authority. The County’s highest level of decision-making authority rests with the Council. Resources are reported as committed by the Council through passage of an ordinance. The Council can modify or rescind a commitment of resources through passage of a new ordinance.

*Assigned* - This consists of resources constrained by the government’s intention to use them for specific purposes but are neither restricted nor committed. By statute, the City Controller has the ability to assign fund balance. The Council may also assign fund balance as it does when appropriating fund balance to cover a gap between estimated revenue and appropriations in the subsequent year’s appropriated budget. Unlike commitments, assignments are generally temporary and require no additional action to effect removal of the assignment. Within the assigned fund balance for the General Fund are encumbrances of \$13,260,069 for December 31, 2022, which have been assigned to cover future purchases.

*Unassigned* - This consists of residual fund balances that do not meet the criteria of nonspendable, restricted, committed or assigned. The general fund is the only fund that reports a positive unassigned fund balance.

The County’s policy is to apply expenditures to restricted resources first, then committed, then assigned, and finally to unassigned, as applicable.

***Postemployment Benefits Other Than Pensions (OPEB)***

The County has a single-employer defined-benefit other postemployment benefit (OPEB) plan. For purposes of measuring the total OPEB liability, deferred outflows of resources and deferred inflows of resources related to OPEB, and OPEB expense have been determined on the same basis as they are reported by the OPEB Plan. For this purpose, benefit payments are recognized when due and payable in accordance with the benefit terms.

**Marion County, Indiana**  
**(A Component Unit of the Consolidated City of Indianapolis - Marion County)**  
**Notes to Basic Financial Statements**  
**December 31, 2022**

***Pensions***

For purposes of measuring the net pension liability or asset, deferred outflows of resources and deferred inflows of resources related to pensions, and pension expense, information about the fiduciary net position of the Marion County Sheriff's Department Personnel Retirement Plan, the Marion County Sheriff's Department Personnel Benefit Plan and the Public Employees' Retirement Fund of Indiana (the Plans), and additions to/deductions from the plans' fiduciary net position have been determined on the same basis as they are reported by the plans. For this purpose, plan contributions are recognized as of employer payroll paid dates or as of the date the County is required to make annual contributions and benefit payments and refunds are recognized when due and payable in accordance with the benefit terms. Investments are reported at fair value.

***Use of Estimates***

The presentation of financial statements in conformity with U.S. generally accepted accounting principles requires management to make estimates and assumptions that affect the reported amounts of assets, deferred outflows of resources, liabilities and deferred inflows of resources and disclosure of contingent assets and liabilities at the date of the financial statements, and the reported changes in amounts of revenues, expenses, and expenditures during the reporting period. Actual results could differ from those estimates.

***Adoption of GASB Statement No. 87, Leases***

During 2022, the County adopted GASB Statement No. 87, *Leases* (GASB No. 87). This statement requires governments to recognize certain lease assets and liabilities for leases that previously were classified as operating leases and recognized as inflows of resources or outflows of resources based on the payment provisions of the contract. The adoption of GASB No. 87 resulted in a decrease in beginning net deficit of governmental activities of \$899,920. As of January 1, 2022, the standard resulted in the increase in lease assets and liabilities in governmental activities of \$31,117,687. Leases have been recognized and measured using the facts and circumstances that existed at the beginning of the year. Refer to Notes 8 and 10 for the additional disclosures on these balances.

***Future Adoption of Accounting Standards***

GASB has issued a number of pronouncements that may impact future financial presentations. Management has not currently determined what, if any, impact implementation of the following statements may have on the financial statements of the County:

- GASB Statement No. 94, *Public-Private and Public-Public Partnerships and Availability Payment Arrangements*
- GASB Statement No. 96, *Subscription-Based Information Technology Arrangements*
- GASB Statement No. 99, *Omnibus 2022*
- GASB Statement No. 100, *Accounting Changes and Error Corrections* – an amendment of GASB Statement No. 62
- GASB Statement No. 101, *Compensated Absences*

**Marion County, Indiana**  
**(A Component Unit of the Consolidated City of Indianapolis - Marion County)**  
**Notes to Basic Financial Statements**  
**December 31, 2022**

**Note 2: Deposits and Investments**

The County’s deposits and investments are reflected in the financial statements at December 31, 2022 as follows:

Cash and cash equivalents - governmental funds	\$ 110,771,393
Cash and cash equivalents subtotal - governmental activities	110,771,393
Investments - governmental funds	8,530,000
Investments subtotal - governmental activities	8,530,000
Cash and cash equivalents - pension and other postemployment benefit trust funds	2,073,471
Investments - pension and other postemployment benefit trust funds	221,686,912
Cash and cash equivalents - custodial funds	158,541,258
Investments - custodial funds	10,132,892
Total deposits and investments	\$ 511,735,926

***Deposits***

Custodial credit risk is the risk that in the event of a bank failure, the County’s deposits may not be returned to it. The County’s deposit policy for custodial credit risk requires compliance with the provisions of Indiana statutes.

The County’s cash deposits are insured up to \$250,000 at financial institutions insured by the Federal Deposit Insurance Corporation (“FDIC”). Any cash deposits in excess of the \$250,000 FDIC limits are partially or fully collateralized by the depository institution and insured by the Indiana Public Deposits Insurance Fund (“Fund”) via the pledged collateral from the institutions securing deposits of public funds. The Fund is a multiple financial institution collateral pool as provided under IC, Section 5-13-12-1.

***Investments***

**Investment Policy - Primary Government**

Indiana statutes authorize the County to invest in United States obligations and issues of federal agencies, secured repurchase agreements fully collateralized by U.S. Treasury or U.S. agency obligations, municipal securities of Indiana issuers that have not defaulted during the previous twenty years, certificates of deposit and open-end money market mutual funds. It is the policy of the County to invest public funds in a manner that will provide the highest investment return with the maximum security while meeting the daily cash flow demands of the County and conforming to all state/local statutes governing the investment of public funds.

**Marion County, Indiana**  
**(A Component Unit of the Consolidated City of Indianapolis - Marion County)**  
**Notes to Basic Financial Statements**  
**December 31, 2022**

The primary objectives, in priority order, of the County's investment activities are as follows:

**Safety:** Safety of principal is the foremost objective of the investment program. Investments of the County shall be undertaken in a manner that seeks to ensure the preservation of capital in the overall portfolio. To attain this objective, diversification is required so that no individual investment has a disproportionate impact on the total portfolio. This restriction does not apply to U.S. Treasury securities.

**Liquidity:** The County's investment portfolio will remain sufficiently liquid to enable the County to meet all operating requirements that might be reasonably anticipated.

**Return on Investments:** The County's investment portfolio shall be designed with the objective of attaining a rate of return throughout budgetary and economic cycles, commensurate with the County's investment risk constraints and the cash flow characteristics of the portfolio.

**Investment Policy – Marion County Sheriff's Department Personnel Retirement and Disability Plans**

The primary objectives for the investment activities of the Marion County Sheriff's Retirement and Disability Plans shall be the following:

**Time Horizon:** Investment guidelines are based upon an investment horizon of greater than five years.

**Risk Tolerances:** To achieve the long-term objectives of the plans, the following factors are considered when establishing the risk tolerance.

1. Each plan's financial condition.
2. Liquidity reserves are established, and any remaining assets are fully invested at all times.

**Performance Expectations:** The desired investment objective is a long-term rate of return on assets that is at least 4.72% for the retirement plan and 4.09% for the disability plan.

**Asset Allocation Constraints:** The Board has reviewed the long-term performance characteristics of various asset classes, focusing on balancing risks and rewards and has selected the following asset classes for allowable investments:

1. Domestic large-capitalization equities
2. Domestic small-capitalization equities
3. International equities
4. Domestic fixed income
5. Cash equivalents

**Marion County, Indiana**  
**(A Component Unit of the Consolidated City of Indianapolis - Marion County)**  
**Notes to Basic Financial Statements**  
**December 31, 2022**

**Interest Rate Risk**

Interest rate risk is the risk that the fair value of investments will be adversely affected by a change in interest rates. The County’s investment policy provides that the County seeks to minimize the risk that the fair value of securities in its portfolio will decrease due to changes in general interest rates, by structuring the investment portfolio so that securities mature to meet cash requirements for ongoing operations, thereby avoiding the need to sell securities on the open market prior to maturity. The County may invest in securities for more than two years and not more than five years in accordance with IC 5-13-9-5.7. Under this policy, investments having maturities of more than two years are limited to 25% of the total portfolio. In accordance with Indiana statutes, this policy will expire four years from its effective date, or January 1, 2023.

Below is a segmented time distribution for the County’s investments at December 31, 2022:

	Fair Value	Investment Maturities (in Years) Less Than 1	Investment Maturities (in Years) 1-2	Investment Maturities (in Years) Greater Than 2
U.S. Government-sponsored enterprise securities				
Federal Farm Credit Banks	\$ 4,993,300	\$ -	\$ -	\$ 4,993,300
Total U.S. Government-sponsored enterprise securities	4,993,300	-	-	4,993,300
United States treasury notes	9,609,800	-	9,609,800	-
Municipal bonds	2,612,931	-	-	2,612,931
Money market mutual funds	2,073,471	2,073,471	-	-
Overnight repurchase agreements	732,759	732,759	-	-
Mutual funds - bond	105,343,822	105,343,822	-	-
Mutual funds - equity	89,255,317	89,255,317	-	-
Mutual funds - international equity	27,087,773	27,087,773	-	-
State external investment pool - TrustIndiana	1,446,861	1,446,861	-	-
	<u>\$ 243,156,034</u>	<u>\$ 225,940,003</u>	<u>\$ 9,609,800</u>	<u>\$ 7,606,231</u>

**Credit Risk**

Credit risk is the risk that an issuer or other counterparty to an investment will not fulfill its obligations. Credit risk is measured using credit quality ratings of investments in debt securities as described by nationally recognized rating agencies. The County uses the highest integrity when choosing an instrument of investment. The County keeps its credit risk as it pertains to investments at a low rate by requiring all investments of the County to be rated in the three highest ratings categories by Moody’s Investor Service (“Moody’s”), Standard & Poor’s Corporation (“Standard & Poor’s”), or Fitch’s Ratings Service (“Fitch”).

**Marion County, Indiana**  
**(A Component Unit of the Consolidated City of Indianapolis - Marion County)**  
**Notes to Basic Financial Statements**  
**December 31, 2022**

At December 31, 2022, the County's investments were rated by Standard & Poor's, Moody's, or Fitch as follows:

	<u>Fair Value</u>	<u>Aaa/AAA</u>	<u>AA+</u>	<u>Not Rated</u>
U.S. Government-sponsored enterprise securities				
Federal Farm Credit Banks	\$ 4,993,300	\$ 4,993,300	\$ -	\$ -
Total U.S. Government-sponsored enterprise	4,993,300	4,993,300	-	-
United States treasury notes	9,609,800	9,609,800	-	-
Municipal bonds	2,612,931	-	2,612,931	-
Money market mutual funds	2,073,471	2,073,471	-	-
Mutual funds - bond	105,343,822	-	-	105,343,822
State external investment pool - TrustIndiana	1,446,861	-	-	1,446,861
	<u>\$ 126,080,185</u>	<u>\$ 16,676,571</u>	<u>\$ 2,612,931</u>	<u>\$ 106,790,683</u>

***Custodial Credit Risk***

Custodial credit risk is the risk that, in the event of the failure of the counterparty, the County will not be able to recover the value of the investments or collateral securities that are in the possession of the counterparty. The County's policy requires that repurchase agreements be covered by adequate pledge collateral. In order to anticipate market changes and provide a level of security for all funds, the fair value (including accrued interest) of the collateral should be at least 102%.

The County's investments in money market mutual funds and an external investment pool are not exposed to custodial credit risk because their existence is not evidenced by securities that exist in physical or book entry form. At December 31, 2022, all of the County's remaining investments and collateral securities pledged against County investments are held by the counterparty's trust department or agent in the County's name and are therefore not subject to custodial credit risk.

***Concentration of Credit Risk***

Concentration of credit risk is the risk of loss attributable to the magnitude of a government's investment in a single issuer. It is the policy of the County to diversify its investment portfolio to avoid incurring undue concentration in securities of one type or securities of one financial institution, so that no single investment or class of investments can have a disproportionate impact on the total portfolio. This restriction does not apply to U.S. Treasury securities or to investments held in the pension and other employee benefit trust funds.

**Marion County, Indiana**  
**(A Component Unit of the Consolidated City of Indianapolis - Marion County)**  
**Notes to Basic Financial Statements**  
**December 31, 2022**

As of December 31, 2022, investments that represent 5% or greater of the combined assets of the Sheriff's Retirement and Disability Plans include the following:

<b>Investment</b>	<b>Fair Value</b>
Aqr Large Cap Defensive Style Fund	\$ 12,793,805
Blackrock Total Return K	18,156,011
Fidelity Short-Term Bond Index	31,616,766
Fidelity Total Intl Index Fund	15,258,608
Fidelity Total Market Index Fund	52,974,022
Gmo Quality R6	12,171,965
Goldman Sachs Gqg Ptnrs Intl Opps R6	11,829,166
Johnson Institutional Core Bond	18,202,213
Loomis Sayles Strat Alpha Tr Nhit	15,494,515
Columbus Unconstrained Bond Fund LLC	15,882,755
	<u>\$ 204,379,826</u>

***Foreign Currency Risk***

Foreign currency risk is the risk that changes in exchange rates will adversely affect the fair value of an investment or a deposit. The County's investment policy prohibits investment in foreign securities.

**Note 3: Disclosures About Fair Value of Assets**

Fair value is the price that would be received to sell an asset or paid to transfer a liability in an orderly transaction between market participants at the measurement date. Fair value measurements must maximize the use of observable inputs and minimize the use of unobservable inputs. There is a hierarchy of three levels of inputs that may be used to measure fair value:

- Level 1** Quoted prices in active markets for identical assets or liabilities
- Level 2** Observable inputs other than Level 1 prices, such as quoted prices for similar assets or liabilities; quoted prices in markets that are not active; or other inputs that are observable or can be corroborated by observable market data for substantially the full term of the assets or liabilities
- Level 3** Unobservable inputs supported by little or no market activity and are significant to the fair value of the assets or liabilities

**Marion County, Indiana**  
**(A Component Unit of the Consolidated City of Indianapolis - Marion County)**  
**Notes to Basic Financial Statements**  
**December 31, 2022**

**Recurring Measurements**

The following table presents the fair value measurements of assets recognized in the accompanying financial statements measured at fair value on a recurring basis and the level within the fair value hierarchy in which the fair value measurements fall at December 31, 2022:

	Fair Value	Quoted Prices in Active Markets for Identical Assets (Level 1)	Significant Other Observable Inputs (Level 2)
<b>Investment by fair value level</b>			
U.S. Government-sponsored enterprise securities			
Federal Farm Credit Banks	\$ 4,993,300	\$ -	\$ 4,993,300
Total U.S. Government-sponsored enterprise	4,993,300	-	4,993,300
United States treasury notes	9,609,800	9,609,800	-
Municipal bonds	2,612,931	-	2,612,931
Money market mutual funds	2,073,471	2,073,471	-
Overnight repurchase agreements	732,759	732,759	-
Mutual funds - bond	73,966,552	73,966,552	-
Mutual funds - equity	89,255,317	89,255,317	-
Mutual funds - international equity	27,087,773	27,087,773	-
	<u>210,331,903</u>	<u>\$ 202,725,672</u>	<u>\$ 7,606,231</u>
Total investments measured at fair value			
<b>Investments measured at the net asset value (NAV) (a)</b>			
State external investment pool - TrustIndiana	1,446,861		
Columbus Unconstrained Bond Fund, LLC	15,882,755		
Loomis Sayles Strategic Alpha Fund	15,494,515		
	<u>\$ 243,156,034</u>		
Total			

- (a) Certain investments that are measured using the net asset value per share (or its equivalent) practical expedient have not been classified in the fair value hierarchy. The fair value amounts included above are intended to permit reconciliation of the fair value hierarchy to the amounts presented in the statement of net position.

**Marion County, Indiana**  
**(A Component Unit of the Consolidated City of Indianapolis - Marion County)**  
**Notes to Basic Financial Statements**  
**December 31, 2022**

***Investments***

Where quoted market prices are available in an active market, securities are classified within Level 1 of the valuation hierarchy. If quoted market prices are not available, then fair values are estimated by using quoted prices of securities with similar characteristics or independent asset pricing services and pricing models, the inputs of which are market-based or independently sourced market parameters, including, but not limited to, yield curves, interest rates, volatilities, prepayments, defaults, cumulative loss projections and cash flows. Such securities are classified in Level 2 of the valuation hierarchy. In certain cases where Level 1 or Level 2 inputs are not available, securities are classified within Level 3 of the hierarchy.

***Investments at NAV***

TrustIndiana, a local government investment pool, seeks to allow local units of government, as well as the State of Indiana, to invest in a common pool of investment assets that preserves the principal of the public's funds, remains highly liquid and maximizes the return on the investment. There are no unfunded commitments or restrictions on redemptions.

The Columbus Unconstrained Bond Fund, LLC is an alternative asset fund that seeks to maximize risk-adjusted total return by systematically pursuing relative value opportunities throughout all sectors of the fixed income market. There are no unfunded commitments or restrictions on redemptions.

The Loomis Sayles Strategic Alpha Fund seeks to provide an attractive absolute total return, complemented by prudent investment management designed to manage risks and protect investor capital. The secondary goal of the Fund is to achieve these returns with relatively low volatility. There are no unfunded commitments or restrictions on redemptions.

**Note 4: Property Taxes**

Property taxes levied for all governmental entities located within Marion County are collected by the Marion County Treasurer ("Treasurer"). On or before August 1 each year, the Marion County Auditor ("Auditor") must submit to each underlying taxing unit a statement of (i) the estimated assessed value ("AV") of the taxing unit as of March 1 of that year, and (ii) an estimate of the taxes to be distributed to the taxing unit during the last six months of the current budget year. The estimated value is based on property tax lists delivered to the Auditor by the Marion County Assessor on or before July 1.

**Marion County, Indiana**  
**(A Component Unit of the Consolidated City of Indianapolis - Marion County)**  
**Notes to Basic Financial Statements**  
**December 31, 2022**

The estimated value is used when the Council meets to establish its budget for the next fiscal year (January 1 through December 31), and to set tax rates and levies. The budget, tax rates and levy must be adopted no later than November 1. The budget, tax levy and tax rate are subject to review and revision by the Indiana Department of Local Government Finance (“DLGF”), which, under certain circumstances, may revise, reduce or increase the budget, tax rate, or levy of the County. The DLGF may increase the tax rate and levy if the tax rate and levy proposed by the County is not sufficient to make its debt service or lease rental payments. The DLGF must certify the levy on or before January 15 of the year following the property tax assessment, which then gives taxing units the ability to accurately project revenue loss due to the circuit breaker impact.

Circuit breakers were enacted by the Indiana General Assembly in 2008 and are better known as property tax caps. The cap guarantees that property tax rates in overlapping districts cannot exceed a certain capped percent of the parcel’s gross assessed value. The circuit breaker amount represents property tax liability waived because the parcel is above the level allowed under the property tax caps. The property tax caps are as follows:

Maximum liability equals 1% of parcel AV - homesteads;

Maximum liability equals 2% of parcel AV - agricultural and other residential;

Maximum liability equals 3% of parcel AV - commercial and industrial.

Taxes are distributed by the Auditor to the County and other units of government by June 30 and December 31 of each year. The County can request advances of its share of collected taxes from the Treasurer once the levy and tax rates are certified by the DLGF.

As noted above, the assessment (or lien) date for Indiana property taxes is January 1 of each year; however, the County does not recognize a receivable on the assessment date since the amount of property taxes to be collected cannot be measured until the levy and tax rates are certified in the subsequent year.

Typically, property tax bills are mailed in April and October of each year and are due and payable by the property owners in May (spring) and November (fall), respectively. Property tax billings are considered delinquent if they are not paid by the respective due date, at which time the applicable property is subject to lien, and penalties and interest are assessed. Appeals may be filed within 45 days following the date the bills are mailed.

Changes in assessed values of real property occur periodically as a result of general reassessments required by the State legislature, as well as when changes occur in the property value due to new construction, demolition or improvements.

Property taxes outstanding at December 31, 2022, net of an allowance for uncollectible amounts, are recorded as a receivable in the governmental fund and government-wide financial statements. However, for the governmental fund financial statements, all property tax receivable amounts are offset by deferred inflows of resources.

**Marion County, Indiana**  
**(A Component Unit of the Consolidated City of Indianapolis - Marion County)**  
**Notes to Basic Financial Statements**  
**December 31, 2022**

**Note 5: Tax Abatements**

The County promotes a series of real and personal property tax abatement programs available under Indiana law, including:

***Real Property Tax Abatement (IC 6-1.1-12.1)***

Real property tax abatements are achieved through the phase-in of real property tax obligations from the improvements being made. The phase-in can span a period of one to ten years and is based on a declining percentage of the increase in assessed value of such improvements.

Tax abatement is granted based on qualifying new investment, retained and committed jobs, wages and the economic impact of project. The City's Metropolitan Development Commission ("MDC") is responsible for approving the abatement and determining the time period for the abatement. In some cases, City-County Council approval is also required for the abatement. Required approval(s) must occur before construction permits are obtained.

***Personal Property Tax Abatement (IC 6-1.1-12.1)***

Similarly, personal property tax abatements for manufacturing, research and development, information technology and logistics/distribution equipment are accomplished through the phase-in of personal property tax obligations over a one to ten year period, based on a declining percentage of the assessed value of the newly installed equipment.

Tax abatement is granted based on qualifying new investment, retained and committed jobs, wages and the economic impact of project. MDC and possibly City-County Council approval is required and must occur prior to the equipment being operational and the MDC determines the time period for the abatement.

***Vacant Building Abatement (IC 6-1.1-12.1)***

Up to a two-year real property tax abatement is available to a company, according to local qualifications, based on occupying a building that has been vacant for more than a year.

The building must be used for commercial or industrial purposes and be located in a designated Economic Revitalization Area, as designated by the MDC. Prior approval of the MDC must occur before occupying the facility and the MDC determines the time period for the abatement.

All of these programs are designed to spur job creation and retention, grow the income and property tax base, support the redevelopment of areas experiencing a cessation of growth, attract and retain businesses in targeted industries, and assist distressed businesses, among other objectives. Minimum eligibility criteria for such abatements vary by program, as noted above, but generally require that an investment in real or personal property be projected to increase assessed value, create or retain jobs and/or promote economic revitalization.

**Marion County, Indiana**  
**(A Component Unit of the Consolidated City of Indianapolis - Marion County)**  
**Notes to Basic Financial Statements**  
**December 31, 2022**

In return for such abatements, the City generally commits to permit, zoning and job training assistance. An abatement can be terminated if the MDC determines that the commitments made by the company receiving the abatement were not met and, per statute, such non-compliance was not due to factors beyond the company's control. Included in each abatement agreement are provisions specifying certain damages, among which may include a clawback of some or all of the taxes previously abated. If a company ceases operations or announces the cessation of operations at the facility for which the abatement was granted, termination of the abatement agreement is warranted and 100% clawback is required. Other clawbacks are calculated based on the highest level of non-compliance among the measured categories for that project.

***Impact of Abatements on Revenues***

Indiana property tax laws complicate the calculation of the exact impact of property tax abatements on the tax revenues of a given unit of local government. Constraints on the growth of the annual tax levy and constitutional limitations on taxes (also known as property tax caps) are the chief complicating factors. The increase in the annual tax levy is limited to the growth in the 6-year moving average of nonfarm personal income growth, which is known as the Assessed Value Growth Quotient ("AVGQ"). Statutory property tax caps for homesteads, agricultural and other residential, and commercial are equal to 1%, 2% and 3%, respectively, of associated assessed valuations.

The tax rate, which is established for each taxing unit by the Department of Local Government Finance, is based on the tax levy requested by the taxing unit (as limited by the AVGQ) divided by the net assessed value of the property in a physical taxing district. The theory behind the AVGQ is that the costs of government should not be increasing at a greater rate than taxpayer incomes.

Tax abatements are granted on the assessed value of the property abated. The taxpayer's taxes are then calculated based on this reduced assessment, thus resulting in a lower tax liability. But because a given district's tax rate is calculated based on the total net assessed value in the district (net of abatements and other adjustments), the certified levy of each unit in the district is the same as if the abatements had not been granted.

Additionally, to the extent that parcels have reached the constitutional limit of tax liability as a percentage of gross assessed value, the property tax rate caps ("circuit breaker credits") reduce the property tax collections of the affected taxing units. The degree to which property tax abatements exacerbate circuit breaker losses differs by parcel and is dependent on the proportion of abated assessed value to total gross assessed value, as well as prevailing property tax rates.

**Marion County, Indiana**  
**(A Component Unit of the Consolidated City of Indianapolis - Marion County)**  
**Notes to Basic Financial Statements**  
**December 31, 2022**

The estimated gross amount, on an accrual basis, by which the County’s property tax revenues (payable 2022 taxes) were reduced as a result of the aforementioned abatement programs that have been entered into by the City of Indianapolis follows:

Real Property Tax Abatement	\$ 759,875
Personal Property Tax Abatement	1,209,641
Vacant Building Abatement	<u>1,466</u>
Total	<u><u>\$ 1,970,982</u></u>

While the County has calculated the potential impact of existing tax abatements on its property tax revenues for 2022, as shown above, the actual extent of lost revenues is something less than this amount and cannot be easily determined due to the application of circuit breaker credits.

**Note 6: Receivables Disaggregation**

Accounts receivable as of December 31, 2022, for the County are as follows:

	<b>Accounts</b>	<b>Due From Other Governments</b>	<b>Total Accounts Receivable</b>
Governmental Activities			
General Fund	\$ 5,984,579	\$ 40,543,720	\$ 46,528,299
Other Nonmajor Governmental Funds	506,502	1,046,956	1,553,458
Internal Service Fund	<u>-</u>	<u>9,442,588</u>	<u>9,442,588</u>
Total governmental activities	<u><u>\$ 6,491,081</u></u>	<u><u>\$ 51,033,264</u></u>	<u><u>\$ 57,524,345</u></u>

Accounts receivable include certain taxes (other than property taxes), fees and charges and amounts due from other governments.

**Marion County, Indiana**  
**(A Component Unit of the Consolidated City of Indianapolis - Marion County)**  
**Notes to Basic Financial Statements**  
**December 31, 2022**

**Note 7: Due From Federal and State Governments**

Amounts due under federal and state grants at December 31, 2022 for specific programs and capital projects include:

	Governmental Activities			Total
	General Fund	Federal Grants	Nonmajor Governmental	
Reimbursements under federal grants:				
Department of Justice (DOJ)	\$ 85,950	\$ 1,255,768	\$ -	\$ 1,341,718
Department of Health and Human Services (HHS)	-	103,793	-	103,793
Department of Treasury	1,248,768	1,560,658	-	2,809,426
Executive Office of the President	-	-	-	-
Local Funding	-	60,835	50,232	111,067
State of Indiana	-	317,372	260,515	577,887
	<u>\$ 1,334,718</u>	<u>\$ 3,298,426</u>	<u>\$ 310,747</u>	<u>\$ 4,943,891</u>
Total governmental activities	<u>\$ 1,334,718</u>	<u>\$ 3,298,426</u>	<u>\$ 310,747</u>	<u>\$ 4,943,891</u>

**Note 8: Capital Assets and Lease Assets**

Following is a summary of changes in capital assets for the County's governmental activities for the year ended December 31, 2022:

	January 1, 2022 <sup>(1)</sup>	Transfers/ Additions	Transfers/ Disposals	December 31, 2022
<b>Governmental Activities:</b>				
Capital assets not being depreciated:				
Land	\$ 655,172	\$ -	\$ -	\$ 655,172
Development in progress	1,018,421	138,891	-	1,157,312
Construction in progress	-	3,877,537	-	3,877,537
Total capital assets not being depreciated	<u>1,673,593</u>	<u>4,016,428</u>	<u>-</u>	<u>5,690,021</u>
Capital assets being depreciated:				
Buildings	593,559,593	6,532,675	-	600,092,268
Improvements	95,850,383	939,504	-	96,789,887
Furniture and equipment	101,470,251	7,644,625	-	109,114,876
Vehicles	10,137,946	724,131	406,418	10,455,659
Software	19,013,984	21,131	-	19,035,115
Total capital assets being depreciated	<u>820,032,157</u>	<u>15,862,066</u>	<u>406,418</u>	<u>835,487,805</u>
Less accumulated depreciation for:				
Buildings	63,209,923	11,344,685	-	74,554,608
Improvements	17,392,358	4,741,517	-	22,133,875
Furniture and equipment	15,761,469	15,000,477	-	30,761,946
Vehicles	6,740,671	922,349	404,476	7,258,544
Software	10,243,384	1,198,752	-	11,442,136
Total accumulated depreciation	<u>113,347,805</u>	<u>33,207,780</u>	<u>404,476</u>	<u>146,151,109</u>
Total capital assets being depreciated, net	<u>706,684,352</u>	<u>(17,345,714)</u>	<u>1,942</u>	<u>689,336,696</u>
Governmental activities capital assets, net	<u>\$ 708,357,945</u>	<u>\$ (13,329,286)</u>	<u>\$ 1,942</u>	<u>\$ 695,026,717</u>

(1) Beginning balances were restated due to the implementation of GASB 87, *Leases*

**Marion County, Indiana**  
**(A Component Unit of the Consolidated City of Indianapolis - Marion County)**  
**Notes to Basic Financial Statements**  
**December 31, 2022**

Following is a summary of changes in lease assets for the County's governmental activities for the year ended December 31, 2022:

	January 1, 2022 <sup>(1)</sup>	Transfers/ Additions	Transfers/ Disposals	December 31, 2022
<b>Governmental Activities:</b>				
Lease assets:				
Buildings	\$ 22,122,003	\$ -	\$ 34,709	\$ 22,087,294
Equipment	8,995,684	1,606,460	-	10,602,144
Total lease assets being amortized	<u>31,117,687</u>	<u>1,606,460</u>	<u>34,709</u>	<u>32,689,438</u>
Less accumulated amortization for:				
Buildings	-	3,497,401	34,709	3,462,692
Equipment	-	2,521,124	-	2,521,124
Total accumulated amortization	<u>-</u>	<u>6,018,525</u>	<u>34,709</u>	<u>5,983,816</u>
Net lease assets	<u>\$ 31,117,687</u>	<u>\$ (4,412,065)</u>	<u>\$ -</u>	<u>\$ 26,705,622</u>

(1) Beginning balances were restated due to the implementation of GASB 87, *Leases*

Within the statement of activities, depreciation and amortization expense was charged to functions/programs of the County during 2022 as follows:

<b>Governmental Activities:</b>	
Administration and finance	\$ 1,748,831
Protection of people and property	2,852,241
Corrections	17,902,533
Judicial	12,568,333
Real estate and assessments	87,719
Health and welfare	32,536
Depreciation on capital assets held by the government's internal services are charged to the administration and finance function	<u>4,034,112</u>
Total depreciation and amortization, governmental activities	<u>\$ 39,226,305</u>

**Marion County, Indiana**  
**(A Component Unit of the Consolidated City of Indianapolis - Marion County)**  
**Notes to Basic Financial Statements**  
**December 31, 2022**

**Note 9: Accounts Payable and Other Liabilities Disaggregation**

Accounts payable and other current liabilities as of December 31, 2022 for the County are as follows:

	Vendors	Due to Other Governments	Claims and Settlements	Total Payables
Governmental activities				
General Fund	\$ 5,624,432	\$ 812,987	\$ -	\$ 6,437,419
Public Safety Income Tax Fund	791	5,452	-	6,243
Federal Grants	510,432	-	-	510,432
Other Nonmajor Governmental	3,344,707	195,817	-	3,540,524
Internal Service Fund	2,753,338	8,334	-	2,761,672
Adjustment to government-wide	-	10,874,743	4,078,889	14,953,632
Total governmental activities	<u>\$ 12,233,700</u>	<u>\$ 11,897,333</u>	<u>\$ 4,078,889</u>	<u>\$ 28,209,922</u>

Included in accounts payable is a retainage accrual of \$2,196,157.

**Note 10: Lease Liabilities**

The County leases equipment and office space, the terms of which expire in various years through 2034. Payments are fixed throughout the life of the lease or increase at a rate stated in the lease agreement. There are no variable payments associated with these leases. Under GASB 87, lease liabilities are initially measured at the present value of payments expected to be made during the lease term. The leases were measured based upon the stated rate (if available) or incremental borrowing rate at lease commencement.

The following is a schedule by year of payments under the leases as of December 31, 2022:

Year Ending December 31,	Principal	Interest	Total
2023	\$ 5,592,607	\$ 1,124,533	\$ 6,717,140
2024	5,002,599	897,585	5,900,184
2025	3,914,516	698,008	4,612,524
2026	2,837,740	559,088	3,396,828
2027	1,953,347	404,519	2,357,866
2028 - 2032	8,174,661	1,343,264	9,517,925
2033 - 2034	<u>780,224</u>	<u>13,395</u>	<u>793,619</u>
Total	<u>\$ 28,255,694</u>	<u>\$ 5,040,392</u>	<u>\$ 33,296,086</u>

**Marion County, Indiana**  
**(A Component Unit of the Consolidated City of Indianapolis - Marion County)**  
**Notes to Basic Financial Statements**  
**December 31, 2022**

**Note 11: Financed Purchase Obligations**

The County enters into financing arrangements with the Building Authority from time to time which include a transfer of ownership at the end of the financing term. For accounting purposes, the arrangements are considered financed purchase obligations. The Building Authority is a separate municipal corporation, acting as a joint building authority, whose purpose is to finance, acquire, construct, improve, renovate, equip, operate, maintain, and manage land, governmental buildings and communication systems for governmental entities within Marion County. Such facilities are sometimes financed by the Building Authority through the issuance of bonded debt.

On April 4, 2019, the County entered into two financing agreements with the Building Authority to finance the facilities at the community justice campus. The campus is located at the site of a former gas and coke manufacturing facility, the Citizens Gas & Coke Utility Plant, and will consist of a new adult detention center and courthouse, and a new assessment and intervention center. The Detention Center replaces the existing arrestee processing center, Jail I, Jail II and Hope Hall. The Detention Center consists of roughly 2,700 general population beds, 300 specialty beds and 40,000-50,000 square feet of space for inmate education, job-training, counseling and other programs. The Courthouse consolidates the Marion County, Indiana Courts (namely, the civil, criminal, juvenile and probate courts) into one building. The assessment and intervention center is a two-story, approximately 38,000 square foot building that has capacity for 90 beds, which provides temporary shelter, case assessment and treatment referral services.

The finance purchase obligation for the Detention Center and Courthouse is a 35-year financed purchase obligation with payments beginning on January 1, 2022. At December 31, 2022, as reported in the County's statement of net position, capitalizable assets associated with the financed purchase obligation were \$616,272,552 and the financed purchase obligation outstanding was \$673,007,819. \$60,717,332 of the financed purchase obligation relates to interest expense in the prior years as a result of payments under the financed purchase obligation being deferred until completion of the project. In the County's statement of revenues, expenditures and changes in fund balance, \$4,347,435 was recognized as current year capital outlays, which was offset by an other financing source of the same amount in connection with this financed purchase obligation. These buildings were substantially complete and placed in service at the end of 2021.

The financed purchase obligation for the Assessment and Intervention Center is a 20-year agreement with payments beginning January 2021. At December 31, 2022, the total capitalizable assets associated with the financed purchase obligation was \$14,102,315 and the financed purchase obligation outstanding was \$13,344,700. This building was completed and placed in service at the end of 2020.

**Marion County, Indiana**  
**(A Component Unit of the Consolidated City of Indianapolis - Marion County)**  
**Notes to Basic Financial Statements**  
**December 31, 2022**

The following is a schedule by year of minimum payments under the financed purchase obligations as of December 31, 2022:

Year Ending December 31,	Principal	Interest	Total
2023	\$ 6,075,890	\$ 13,094,610	\$ 19,170,500
2024	12,499,223	25,841,777	38,341,000
2025	12,976,247	25,363,753	38,340,000
2026	13,471,529	24,867,471	38,339,000
2027	13,987,314	24,352,186	38,339,500
2028 - 2032	78,385,368	113,312,632	191,698,000
2033 - 2037	94,577,692	97,120,808	191,698,500
2038 - 2042	110,243,303	77,749,197	187,992,500
2043 - 2047	131,413,801	54,989,199	186,403,000
2048 - 2052	158,877,576	27,529,924	186,407,500
2053 - 2054	53,844,576	2,075,927	55,920,503
Total	<u>\$ 686,352,519</u>	<u>\$486,297,484</u>	<u>\$ 1,172,650,003</u>

**Note 12: Long-Term Liabilities**

Following is a summary of changes in long-term liabilities for the County's governmental activities for the year ended December 31, 2022:

	January 1, 2022 <sup>(1)</sup>	Additions	Reductions	December 31, 2022	Due Within One Year
<b>Governmental Activities:</b>					
Lease liabilities	\$ 31,117,687	\$ 1,606,460	\$ 4,468,453	\$ 28,255,694	\$ 5,592,607
Financed purchase obligations	694,363,868	-	8,011,349	686,352,519	6,075,890
Note payable	2,049,158	-	647,019	1,402,139	484,757
Net pension liabilities	72,628,957	109,081,206	25,345,181	156,364,982	-
Other postemployment benefit liability	12,698,175	537,433	2,586,071	10,649,537	-
Early retirement incentive	64,846	-	64,846	-	-
Accrued compensated absences	8,839,850	14,502,771	14,256,618	9,086,003	8,224,650
Total governmental activities	<u>\$ 821,762,541</u>	<u>\$ 125,727,870</u>	<u>\$ 55,379,537</u>	<u>\$ 892,110,874</u>	<u>\$ 20,377,904</u>

(1) Beginning balances were restated due to the implementation of GASB 87, *Leases*

As discussed later in these notes, the County provides pension and postemployment healthcare benefits for employees of the Marion County Sheriff's Department. Civilian employees may continue healthcare coverage but are required to contribute 100% of their annual premium.

Additionally, long-term liabilities for benefit and sick leave earned but not paid and certain claims and judgments are recorded in the government-wide statements. Other long-term liabilities such as these are generally to be liquidated by the General Fund.

**Marion County, Indiana**  
**(A Component Unit of the Consolidated City of Indianapolis - Marion County)**  
**Notes to Basic Financial Statements**  
**December 31, 2022**

**Note 13: Pension Plans**

The County participates in three separate defined-benefit pension plans. The Public Employees' Retirement Fund of Indiana ("PERF"), administered by the Indiana Public Retirement System ("INPRS"), applies to all full-time County employees. The Marion County Sheriff's Department Personnel Retirement Plan ("Sheriff's Retirement Plan") and the Marion County Sheriff's Department Personnel Benefit Plan ("Sheriff's Disability Plan") covers former Marion County Sheriff Deputies, who effective January 1, 2007 were merged into the Indianapolis Metropolitan Police Department (IMPD). The Sheriff's Retirement and Disability Plans are both closed to new participants.

***Marion County Sheriff's Retirement Plan and Sheriff's Disability Plan – Pension and Other Employee Benefit Trust Funds***

**Plan Descriptions**

The Sheriff's Retirement Plan is a single-employer defined-benefit pension plan established to provide retirement, termination/severance, disability, and survivor benefits for a person employed by the Marion County Sheriff's Department as a County Police Officer, Sheriff, or Deputy Sheriff with full police power, as such terms are used in Indiana Code. IC 36-8-10-12 grants the authority to the Sheriff's Department and a trustee to establish and amend the benefit terms to the plan with approval of the City-County Council. The Sheriff's Retirement Plan was established on January 1, 1963 and is administered by the Marion County Sheriff's Department Pension Board ("Pension Board"), comprised of the Sheriff, two members who are participants in the plan elected by a secret vote of the participants of the plan, one member appointed by the Sheriff who is a pensioner currently receiving a benefit per the terms of the plan and one member appointed by the Sheriff from the tax-paying citizens. The County does not issue a separate financial report for this plan, which is included as a pension and other employee benefit trust fund in this report.

The Sheriff's Disability Plan is a single-employer defined-benefit pension plan established to provide disability, death, and survivor/dependent benefits for a person employed by the Marion County Sheriff's Department as a County Police Officer, Sheriff, or Deputy Sheriff with full police power, as such terms are used in Indiana Code. IC 36-8-10, Sections 14, 15, 16 and 17, grant the authority to the Sheriff's Department and a trustee to establish and amend the benefit terms to the plan with approval of the City-County Council. The Sheriff's Disability Plan was established on November 1, 1972 and is also administered by the Pension Board. The County does not issue a separate report for this plan, which is also included as a pension and other employee benefit trust fund in this report.

**Marion County, Indiana**  
**(A Component Unit of the Consolidated City of Indianapolis - Marion County)**  
**Notes to Basic Financial Statements**  
**December 31, 2022**

**Employees Covered by Benefit Terms**

Employees covered by benefit terms of the Sheriff's Retirement and Disability Plans as of December 31, 2022 follows:

	<b>Sheriff's Retirement Plan</b>	<b>Sheriff's Disability Plan</b>
Inactive plan members or beneficiaries currently receiving benefits	374	129
Inactive plan members or beneficiaries entitled to but not yet receiving benefits	3	245
Active plan members	158	158
Total	535	532

**Funding Policy**

The Marion County Sheriff's Department intends to contribute to the Sheriff's Retirement and Disability Plans each year such amounts as may be required to operate the plan on a sound actuarial basis. The minimum annual contribution by the Sheriff's Department must be sufficient, as determined by the plans' consultants, to prevent deterioration in the actuarial status of the trust funds during the year. According to IC 36-8-10-12(e), if the Sheriff's Department fails to make minimum contributions for three successive years, the pension and other employee benefit trusts terminate and the trust funds shall be liquidated. For the year ended December 31, 2022, the mandatory member contribution rate for the Sheriff's Retirement Plan was 4.25% of annual pay and the actuarially determined employer contribution rate was 52.7% of annual payroll. For the year ended December 31, 2022, the actuarially determined employer contribution rate for the Sheriff's Disability Plan was 14.0% of annual payroll.

**Retirement and Severance Benefits - Sheriff's Retirement Plan**

The Sheriff's Retirement Plan provides that the monthly retirement benefit shall be a pension payable for the member's lifetime equal to 2.50% of the member's average monthly wage received during the highest paid five calendar years before retirement plus one dollar (\$1.00); this sum is multiplied by the member's years of credited service up to 20 years; plus an additional 2% of the member's average monthly wage, as outlined above, multiplied by the member's years of credited service in excess of 20 years up to an additional 12 years. Members are eligible to retire as of normal retirement for an unreduced benefit upon the earlier of the attainment of age 50 and completion of at least 20 years of credited service or attainment of age 55. A member's normal retirement benefit is limited to 74% of the member's average monthly wage, as outlined above, plus \$20.

A reduced early retirement benefit is available to members with at least ten years of credited service any time after attainment of age 30 with a reduction factor as defined in the plan legal document based upon age and credited service at the early retirement date.

**Marion County, Indiana**  
**(A Component Unit of the Consolidated City of Indianapolis - Marion County)**  
**Notes to Basic Financial Statements**  
**December 31, 2022**

A member who continues employment beyond normal retirement age is eligible for a late retirement benefit upon actual retirement equal to the member's benefit earned in accordance with the normal retirement formula with credit given for subsequent service (provided that the 32-year credited service maximum shall not be exceeded in computing the benefit).

The severance benefit payable to a member prior to completion of ten years of credited service is a lump-sum payment of the net amount of contributions (including interest) plus the amount transferred by the member for the purchase of credited service. After completion of ten years of credited service, a member may elect to receive either a lump-sum, as outlined above, or a monthly benefit equal to the amount earned under the normal retirement benefit formula, using credited service as of the date of severance, with unreduced payment commencing on the member's normal retirement date or a reduced payment commencing at an earlier date with the reduction factor as defined in the plan legal document.

A member who retires as of an early, normal, or late retirement date, who has attained age 55 as of July 1 of the calendar year in which benefits are increased, and who is receiving monthly retirement benefits from the Plan for July of the payment calendar year shall be eligible for a cost of living adjustment ("COLA") applied until the member's death. The COLA shall be a percentage increase in the eligible retiree's monthly benefit equal to the percentage increase, if any, in the average of the Consumer Price Index prepared by the United States Department of Labor for the first three months of the payment calendar year over the average for the same three months of the preceding calendar year. However, the annual percentage increase shall not exceed two percent.

**Disability and Survivor Benefits - Sheriff's Retirement Plan**

If a member separates employment due to disability, the member will receive the net amount of contributions (including interest) plus the amount transferred by the member for the purchase of credited service.

In the event of the death of a member of the Sheriff's Retirement Plan, not from causes suffered in the line of duty, prior to age 30 or prior to completion of ten years of credited service, the designated beneficiary is entitled to receive a death benefit in the form of a lump-sum payment equal to the member's net amount of contributions (including interest) plus the amount transferred by the member for the purchase of credited service.

In the event of the death of a member, not from causes suffered in the line of duty, who has attained age 30 and is credited with at least ten years of credited service, the designated beneficiary is entitled to receive a death benefit equal to the commuted value of the monthly benefit determined in accordance with the standard benefit definition, as though the member had severed employment immediately prior to death. Such commuted value is payable to the beneficiary in either the monthly amount that would have been payable to the member until the commuted value is exhausted or as an actuarially equivalent monthly annuity amount for the remainder of the beneficiary's life.

**Marion County, Indiana**  
**(A Component Unit of the Consolidated City of Indianapolis - Marion County)**  
**Notes to Basic Financial Statements**  
**December 31, 2022**

In the event of the death of a member, from causes suffered in the line of duty, who has attained age 30 and is credited with at least ten years of credited service, the designated beneficiary is entitled to receive a death benefit equal to the commuted value of the monthly benefit determined in accordance with the standard benefit definition, as though the member had severed employment immediately prior to death. Such commuted value is payable to the beneficiary in either the monthly amount that would have been payable to the member until the commuted value is exhausted or as an actuarially equivalent monthly annuity amount for the remainder of the beneficiary's life.

**Disability and Survivor Benefits - Sheriff's Disability Plan**

If an eligible member of the Sheriff's Disability Plan becomes disabled, the plan provides a monthly benefit payable for life or until recovery from the disability. The amount of the monthly benefit is equal to the retirement benefit to which the member would be entitled under the terms of the Retirement Plan at age 50, assuming 20 years of credited service if the disability was not incurred in the line of duty and 32 years of credited service if the disability was incurred in the line of duty. In addition, in the case of disability incurred in the line of duty, medical expenses resulting from such disability may be paid from the plan in an amount, if any, approved by the Pension Board.

Each eligible member is insured by a life insurance contract in the face amount of \$25,000, with a matching amount of accidental death insurance. The purchase and maintenance of the insurance contract is provided outside of the plan.

In the event that an eligible member dies prior to the termination of employment for whatever reason or after actual retirement as of an early, normal, or late retirement date or for reason of disability, a \$200 monthly benefit is payable to the surviving spouse to whom the member was married on the date of death or on the date of retirement, if earlier, for the spouse's remaining lifetime.

In addition to the surviving spouse's death benefit, a monthly benefit is payable on behalf of each dependent child under the age of 18 years of such deceased member in an amount equal to \$30 per month. The dependent child's monthly benefit ceases upon the earlier of the child's 18th birthday or date of death.

**Contributions Required and Contributions Made**

The Sheriff's Retirement Plan is funded through a combination of employer and required employee contributions. For the year ended December 31, 2022, the mandatory employee contribution rate (per the plan's legal document) was 4.25% of annual pay and the actuarially determined minimum required employer contribution was \$8,871,104 (62.3% of annual covered payroll), equal to the actual amount contributed by the Sheriff's Department plus a portion of the County's delinquent tax collections.

The Sheriff's Disability Plan is funded only through employer contributions. For the year ended December 31, 2022, the actuarially determined minimum employer contribution was \$2,280,820 (16.0% of annual covered payroll), equal to the actual amount contributed by the Sheriff's Department.

**Marion County, Indiana**  
**(A Component Unit of the Consolidated City of Indianapolis - Marion County)**  
**Notes to Basic Financial Statements**  
**December 31, 2022**

***Deferred Retirement Option Plan***

A Deferred Retirement Option Plan (“DROP”) was established on January 1, 2006 pursuant to the plan legal document and is governed by the Sheriff’s Department and a trustee. Members of the Sheriff’s Retirement Plan that are eligible to retire with an unreduced benefit may elect to accumulate a DROP benefit while continuing to work. At the time of their election, the member executes an irrevocable election to retire on a DROP retirement date and remain in active service, but the member does not contribute to the fund during the DROP period.

A member of the Sheriff’s Retirement Plan who has attained normal retirement age, or is eligible for immediate payment of an unreduced benefit, may irrevocably elect to enter the DROP for a period not longer than three years and shall not extend beyond the date the member is credited with 32 years of service. The member will not be credited with any additional years of service from the date of entry into the DROP. The member’s DROP frozen benefit will be equal to the monthly pension benefit calculated under the standard benefit formula based upon the member’s salary and years of credited service as of the DROP entry date. Upon actual severance of employment by retirement at any time after the DROP entry date, the member will receive a DROP benefit accumulation in the available form/option elected by the member in addition to the DROP frozen benefit to be paid as a monthly annuity. As of December 31, 2022, the balance of the amounts held by the plan pursuant to the DROP is \$2,154,094.

***Indiana Public Employees’ Retirement Fund***

**Plan Description**

The County also contributes to PERF, a cost-sharing, multiple-employer defined-benefit pension plan established in accordance with IC 5-10.3. PERF is administered by the Indiana Public Retirement System (“INPRS”) and is governed by the INPRS Board of Trustees (“INPRS Board”). PERF provides retirement, disability and survivor benefits to full-time employees of the State of Indiana not covered by another plan, those political subdivisions that elect to participate in the retirement plan and certain INPRS employees. All full-time County employees are eligible to participate in this plan. INPRS issues a publicly available financial report that includes financial statements and required supplementary information for PERF, and can be found at <http://www.inprs.in.gov/>. This report may also be obtained by writing to Indiana Public Retirement System, 1 North Capitol, Suite 001, Indianapolis, Indiana 46204, or by calling 888-526-1687.

There are two tiers to the PERF plan. The first is the Public Employee’s Defined Benefit Plan (“PERF Hybrid Plan”) and the second is the My Choice: Retirement Savings Plan for Public Employees (“My Choice Plan”). Effective January 1, 2017 through December 31, 2021, new employees hired by the County were enrolled in the My Choice Plan, with the exception of the American Federation of State, County, and Municipal Employees (“AFSCME”) union employees, which had the option of enrolling in either the PERF Hybrid or My Choice Plan. During 2021, the City-County Council adopted a resolution, which modified the retirement options offered by INPRS for new employees, effective January 1, 2022. Employees with an employment start date on or after, January 1, 2022, have a choice between membership in either the PERF Hybrid Plan or the

**Marion County, Indiana**  
**(A Component Unit of the Consolidated City of Indianapolis - Marion County)**  
**Notes to Basic Financial Statements**  
**December 31, 2022**

My Choice Plan. Members have 60 days to make an election. If no election is made within 60 days, they will automatically default into the PERF Hybrid Plan.

There are two aspects to the PERF Hybrid Plan defined-benefit structure. The first portion is the monthly defined-benefit pension that is funded by the employer. The second portion of the PERF Hybrid Plan benefit structure is the Public Employees' Hybrid Members Defined Contribution Account, a defined-contribution plan that supplements the defined-benefit at retirement.

Effective January 1, 2018, funds previously known as annuity savings accounts (which were reported within defined-benefit funds) were re-categorized as defined-contribution funds based on Internal Revenue Private Letter Rulings PLR-193-2016 and PLR-110249-18. PERF Defined Contribution member balances (previously known as annuity savings accounts) reported within PERF DB were transferred to the appropriate defined-contribution fund as of January 1, 2018.

**Funding Policy**

The funding policy of INPRS provides for actuarially determined periodic contributions at rates that, for individual employees, increase gradually over time so that sufficient assets will be available to pay benefits when due.

**PERF Hybrid Plan**

The employer defined-benefit contribution rate is based on an actuarial valuation and is adopted, and may be amended, by the INPRS Board. For 2022, the County contributed 11.2% of employee compensation to the plan. The Defined Contribution Account consists of the employee contribution, which is 3% of compensation as defined by Indiana statutes, plus the interest/earnings or losses credited to the employee's account. The employer may choose to make the contributions on behalf of its participating employees, which the County has elected to do. In addition, under certain circumstances, employees may elect to make additional voluntary contributions of up to 10% of their compensation into their Defined Contribution Account. An employee's contribution and interest credits belong to the employee and do not belong to the state or the County.

**My Choice Plan**

The My Choice plan member contributions are set by statute at 3% of compensation, plus these members may receive additional employer contributions in lieu of the Public Employees' Defined Benefit Account. The County has elected to make the 3% required contribution on behalf of the employed members and has elected to contribute an additional 1.2% for 2022. In addition, for the My Choice Plan, all participating employers were required to make a 7.0% supplemental contribution toward the fund's actuarial unfunded liability.

**Marion County, Indiana**  
**(A Component Unit of the Consolidated City of Indianapolis - Marion County)**  
**Notes to Basic Financial Statements**  
**December 31, 2022**

**Retirement Benefits - PERF Hybrid Plan**

The PERF Hybrid Plan retirement benefit consists of the sum of a defined-pension benefit provided by employer contributions plus the amount credited to the employee's Defined Contribution Account. Retirement benefits vest after ten years of creditable service. Employees are immediately vested in their respective annuity savings accounts. The vesting period is eight years for certain elected officials. At retirement, an employee may choose to receive a lump-sum payment of the amount credited to the employee's Defined Contribution Account, receive the amount as an annuity or leave the contributions invested with INPRS.

Vested employees leaving a covered position, who wait 30 days after termination, may withdraw their Defined Contribution Account and will not forfeit creditable service or a full retirement benefit. However, if an employee is eligible for a full retirement at the time of the withdrawal request, he/she will have to begin drawing his/her pension benefit in order to withdraw the Defined Contribution Account. A nonvested employee who terminates employment prior to retirement may withdraw his/her Defined Contribution Account after 30 days, but by doing so, forfeits his/her creditable service. An employee who returns to covered service and works no less than six months in a covered position may reclaim his/her forfeited creditable service.

An employee who has reached: (1) age 65 and has at least ten years of creditable service; (2) age 60 and has at least 15 years of creditable service; or (3) at least age 55 and whose age plus number of years of creditable service is at least 85 is eligible for normal retirement and, as such, is entitled to 100% of the pension benefit component. This annual pension benefit is equal to 1.10% times the average annual compensation times the number of years of creditable service. The average annual compensation in this calculation uses the 20 calendar quarters of creditable service in which the employee's annual compensation was the highest. All 20 calendar quarters do not have to be continuous, but they must be in groups of four consecutive calendar quarters. The same calendar quarter may not be included in two different groups. Employee contributions paid by the employer on behalf of the employee and severance pay up to \$2,000 are included as part of the employee's salary.

An employee who has reached at least age 50 and has at least 15 years of creditable service is eligible for early retirement with a reduced pension. An employee retiring early receives a percentage of the normal annual pension benefit. The percentage of the pension benefit at retirement remains the same for the employee's lifetime. For age 59, the early retirement percentage of the normal annual pension benefit is 89%. This amount is reduced five percentage points per year (e.g., age 58 is 84%) to age 50 being 44%.

The monthly pension benefits for employees in pay status may be increased periodically by a COLA. Such increases are not guaranteed by statute and have historically been provided on an "ad hoc" basis and can only be granted by the Indiana General Assembly.

**Marion County, Indiana**  
**(A Component Unit of the Consolidated City of Indianapolis - Marion County)**  
**Notes to Basic Financial Statements**  
**December 31, 2022**

Defined Contribution Account

The Public Employees' Hybrid Members Defined Contribution Account (PERF Hybrid DC) is the defined-contribution component of the Public Employees' Hybrid Plan. The Public Employees' Defined Benefit Account is the other component of the Public Employees' Hybrid Plan. Member contributions are set by statute at 3% of compensation, and the employer may choose to make these contributions on behalf of the member, which the County has done. Members are 100% vested in their account balance, which includes all contributions and earnings. The County has elected to make this contribution on behalf of the employed members. The contribution for the year ended December 31, 2022 was \$2,524,553.

Disability and Survivor Benefits

The PERF Hybrid Plan also provides disability and survivor benefits. An employee who has at least five years of creditable service and becomes disabled while in active service, on leave, receiving workers' compensation benefits or receiving employer-provided disability insurance benefits may retire for the duration of the disability, if the employee has qualified for social security disability benefits and has furnished proof of the qualification. The disability benefit is calculated the same as that for a normal retirement without reduction for early retirement. The minimum benefit is \$180 per month, or the actuarial equivalent.

Upon the death of an employee in service with 15 or more years of creditable service as of January 1, 2007, a survivor benefit may be paid to the surviving spouse to whom the employee had been married for two or more years, or surviving dependent children under the age of 18. This payment is equal to the benefit that would have been payable to a beneficiary if the employee had retired at age 50 or at death, whichever is later, under an effective election of the joint and survivor option available for retirement benefits. A surviving spouse or surviving dependent children are also entitled to a survivor benefit upon the death of an employee in service after January 1, 2007, who was at least 65 years of age and had at least ten but not more than 14 years of creditable service.

The authority to establish or amend benefit provisions of PERF rests with the Indiana General Assembly.

Contributions Required and Contributions Made

Employer contribution rates are adopted annually by the INPRS Board for PERF. The contributions are actuarially determined based on the funding policy, actuarial assumptions and actuarial methods established by the INPRS Board. Contributions determined by the actuarial valuation become effective either 12 or 18 months after the valuation date, depending on the applicable employer. In the case of the County, contribution rates and amounts determined by the June 30, 2019 actuarial valuation and adopted by the INPRS Board therefore become effective on January 1, 2021. The County's contractually required contribution rate for 2022 was 11.2% of annual payroll, actuarially determined as an amount that is expected to finance the costs of benefits earned by employees during the year, with an additional amount to finance any unfunded accrued liability. For the year ended December 31, 2022, the County's actual employer contributions made of \$13,213,263 (11.2% of annual pay) were equal to the actuarially required contributions, which excludes contributions to the Defined Contribution Accounts.

**Marion County, Indiana**  
**(A Component Unit of the Consolidated City of Indianapolis - Marion County)**  
**Notes to Basic Financial Statements**  
**December 31, 2022**

**Retirement Benefits - My Choice Plan**

**Defined Contribution Account**

The My Choice Plan is a multi-employer defined-contribution fund that serves as the primary retirement benefit for the My Choice: Retirement Savings Plan for Public Employees (My Choice) members. Effective January 1, 2017, new employees are enrolled in the My Choice Plan. Member contributions are set by statute at 3% of compensation, plus these members may receive additional employer contributions in lieu of the Public Employees' Defined Benefit Account. The County has elected to make the 3% required contribution on behalf of the employed members, which was \$1,560,969 for 2022. Employers can also choose to make an additional contribution to employee accounts ranging from 0% up to the normal cost of the fund, the normal cost for 2022 was 4.2%. The County elected to contribute an additional 1.2% for 2022, which was \$474,401 for 2022. In addition, for the My Choice Plan, all participating employers are required to make a 7.0% supplemental contribution (\$3,792,252 for 2022) toward the PERF Hybrid Plan's actuarial unfunded liability.

Members are 100% vested in all member contributions, which is the 3% required contribution the County has elected to contribute, and are vested as follows in the additional employer contributions, which includes all earnings:

Years of Service				
1	2	3	4	5+
20%	40%	60%	80%	100%

Investments are self-directed, members may make changes daily, and investments are reported at fair value. Market risk is assumed by the member, and the member may choose among the following eight investment options with varying degrees of risk and return potential: Stable Value Fund, Large Cap Equity Index Fund, Small/Mid Cap Equity Fund, International Equity Fund, Fixed Income Fund, Inflation-Linked Fixed Income Fund, Target Date Funds, and Money Market Fund.

INPRS issues a publicly available financial report that includes financial statements and required supplementary information. That report may be obtained at <http://www.inprs.in.gov/>.

**Marion County, Indiana**  
**(A Component Unit of the Consolidated City of Indianapolis - Marion County)**  
**Notes to Basic Financial Statements**  
**December 31, 2022**

**Actuarial Assumptions**

The significant actuarial methods and assumptions used in relation to the actuarial valuations for each of the County's pension plans are summarized below:

Assumptions	Sheriff's Retirement Plan	Sheriff's Disability Plan	PERF
Date of valuation	December 31, 2022	December 31, 2022	June 30, 2021 - rolled forward to measurement date
Measurement date	December 31, 2022	December 31, 2022	June 30, 2022
Actuarial cost method	Entry age normal accrued liability	Entry age normal accrued liability	Entry age normal - Level Percent of Payroll
Long-term expected return on plan assets	6.25%	6.25%	6.25%
Money-weighted rate of return	-13.40%	-12.79%	-6.60%
Inflation rate	3.00%	3.00%	2.00%
Cost of living adjustment	2.00%	2.00%	Members in pay were granted a 1.00% COLA on January 1, 2022. Thereafter, the following COLAs, compounded annually, were assumed: 0.4% beginning on January 1, 2024, 0.5% beginning on January 1, 2034, 0.6% beginning on January 1, 2039.
Salary increase	4.00%	4.00%	2.65% - 8.65%
Mortality	Pub-2010 Safety Amount-Weighted Mortality Projected Generationally with Scale MP-2021 (separate employee, retiree, contingent survivor, and disabled retiree tables and male & female tables)	Pub-2010 Safety Amount-Weighted Mortality Projected Generationally with Scale MP-2021 (separate employee, retiree, contingent survivor, and disabled retiree tables and male & female tables)	Pub-2010 Public Retirement Plans Mortality Tables (Amount-Weighted with a fully generational projection of mortality improvements using SOA Scale MP-2019)
Experience period	N/A	N/A	6/30/2014-6/30/2019
Discount rate			
2022	6.25%	6.25%	6.25%
2021	6.25%	6.25%	6.25%
Asset valuation method	5 year asset smoothing	5 year asset smoothing	5-year smoothing of gains/losses on market value with a 20% corridor
Amortization method	Level percentage of payroll	N/A	Level dollar
Amortization period	Closed - 20 years	N/A	Closed - 20 years

**Marion County, Indiana**  
**(A Component Unit of the Consolidated City of Indianapolis - Marion County)**  
**Notes to Basic Financial Statements**  
**December 31, 2022**

The long-term expected rates of return on pension plan investments were determined using a building-block approach and assumes a pre-defined time horizon. A forecasted rate of inflation serves as the baseline for the return expectation. Various real return premiums over the baseline inflation rate have been established for each asset class. The long-term expected nominal rate of return has been determined by calculating a weighted-average of the expected real return premiums for each asset class, adding the projected inflation rate and adding the expected return from rebalancing uncorrelated asset classes. The target allocation and best estimates of geometric real rates of return for each major asset class are summarized in the following table for each of the County's pension plans:

Asset Class	Sheriff's Retirement Plan		Sheriff's Disability Plan		PERF	
	Target Allocation	Long-Term Expected Real Rate of Return	Target Allocation	Long-Term Expected Real Rate of Return	Target Allocation	Long-Term Expected Real Rate of Return
Public equity	40.00 %	6.62 %	30.00 %	6.62 %	20.00 %	3.60 %
Private equity	-	-	-	-	15.00	7.70
Global ex-U.S. equity	12.00	6.87	10.00	6.87	-	-
Fixed income - ex inflation linked	-	-	-	-	20.00	1.40
Fixed income - inflation linked	-	-	-	-	15.00	(0.30)
Domestic fixed	31.00	1.74	45.00	1.74	-	-
Commodities	-	-	-	-	10.00	0.90
Real estate	-	-	-	-	10.00	3.70
Absolute return	-	-	-	-	5.00	2.10
Risk parity	-	-	-	-	20.00	3.80
Cash and cash overlay	-	-	-	-	(15.00)	(1.70)
Short duration	15.00	1.49	10.00	1.49	-	-
Cash equivalents	2.00	1.00	5.00	1.00	-	-
Total	<u>100.00 %</u>		<u>100.00 %</u>		<u>100.00 %</u>	

**Discount Rates**

The discount rate used to measure the total pension liability for each of the County's pension plans was 6.25% for the year ended December 31, 2022. The projection of cash flows used to determine the discount rate assumed that employee contributions will be made at the current contribution rate and that participating employer contributions will be made at contractually required rates, actuarially determined. Based on those assumptions, the fiduciary net position for each of these plans was projected to be available to make all projected future benefit payments of current active and inactive employees. Therefore, the long-term expected rate of return on pension plan investments was applied to all periods of projected benefit payments to determine the respective total pension liabilities.

**Marion County, Indiana**  
**(A Component Unit of the Consolidated City of Indianapolis - Marion County)**  
**Notes to Basic Financial Statements**  
**December 31, 2022**

**Sensitivity of the Net Pension Liability to Changes in the Discount Rate**

The following represents the County's net pension liabilities, by plan and in the aggregate, calculated using discount rates 1% higher and 1% lower than their respective discount rates at December 31, 2022:

Plan	1% Decrease	Current Rate	1% Increase
Sheriff's Retirement Plan (current rate: 6.25%)	\$ 110,154,543	\$ 78,518,363	\$ 52,011,941
Sheriff's Disability Plan (current rate: 6.25%)	13,839,023	9,250,458	5,476,602
PERF (current rate: 6.25%) - proportionate share	<u>115,884,027</u>	<u>68,596,161</u>	<u>29,154,639</u>
Total	<u>\$ 239,877,593</u>	<u>\$ 156,364,982</u>	<u>\$ 86,643,182</u>

***Pension Liabilities, Pension Expense, Deferred Outflows of Resources and Deferred Inflows of Resources Related to Pensions***

The net pension liabilities for the Sheriff's Retirement and Disability Plans were measured as of December 31, 2022 and the total pension liability used to calculate the net liability was determined by actuarial valuations as of that date.

The net pension liability for PERF was measured as of June 30, 2022 and the total pension liability used to calculate the net pension liability was determined by an actuarial valuation as of June 30, 2021, rolled forward to June 30, 2022. Member census data as of June 30, 2021, was used in the valuation and adjusted, where appropriate, to reflect changes between June 30, 2021 and June 30, 2022. Standard actuarial roll forward techniques were then used to project the total pension liability computed as of June 30, 2021 to the June 30, 2022 measurement date. Wages reported by the County relative to the collective wages of the plan served as the basis to determine the County's proportionate share. This basis of allocation is consistent with the manner in which contributions to the pension plan are determined. At June 30, 2022, the County's proportion was 2.17501%, which was a decrease of 0.03115% from its proportion measured as of June 30, 2021.

At December 31, 2022 and for the year then ended, the County reported the following net pension liabilities, pension expense, deferred outflows of resources and deferred inflows of resources related to the County's three pension plans in which it participates:

Plan	Net Pension Liability	Deferred Outflows of Resources	Deferred Inflows of Resources	Pension Expense
Sheriff's Retirement Plan	\$ 78,518,363	\$ 24,754,770	\$ -	\$ 5,139,482
Sheriff's Disability Plan	9,250,458	3,638,366	-	5,285,933
PERF	<u>68,596,161</u>	<u>24,909,667</u>	<u>8,128,176</u>	<u>5,551,873</u>
Total	<u>\$ 156,364,982</u>	<u>\$ 53,302,803</u>	<u>\$ 8,128,176</u>	<u>\$ 15,977,288</u>

**Marion County, Indiana**  
**(A Component Unit of the Consolidated City of Indianapolis - Marion County)**  
**Notes to Basic Financial Statements**  
**December 31, 2022**

The components of the net pension liability of the County for the Sheriff's Retirement and Disability Plans as of December 31, 2022 were as follows:

	<b>Sheriff's Retirement Plan</b>	<b>Sheriff's Disability Plan</b>
Total pension liability	\$ 284,982,501	\$ 37,282,536
Plan's fiduciary net position	(206,464,138)	(28,032,078)
County's net pension liability	\$ 78,518,363	\$ 9,250,458
Plan fiduciary net position as a percentage of the total pension liability	72.45 %	75.19 %

The changes in the net pension liability for the Sheriff's Retirement and Disability Plans follow:

	Sheriff's Retirement Plan			Sheriff's Disability Plan		
	Total Pension Liability	Fiduciary Net Position	Net Pension Liability	Total Pension Liability	Fiduciary Net Position	Net Pension Liability
Balances as of January 1, 2022	\$ 286,881,973	\$ 244,644,526	\$ 42,237,447	\$ 33,322,402	\$ 31,960,598	\$ 1,361,804
Changes for the year						
Service cost	3,279,222	-	3,279,222	800,946	-	800,946
Interest on total pension liability	17,604,440	-	17,604,440	2,055,271	-	2,055,271
Difference between expected and actual experience	(7,108,978)	-	(7,108,978)	3,391,320	-	3,391,320
Effect of assumptions changes	-	-	-	-	-	-
County contributions	-	8,871,104	(8,871,104)	-	2,280,820	(2,280,820)
Employee contributions	-	522,210	(522,210)	-	-	-
Net transfers	-	-	-	-	-	-
Investment income	-	(31,577,570)	31,577,570	-	(3,914,528)	3,914,528
Administrative expenses	-	(321,976)	321,976	-	(7,409)	7,409
Other	-	-	-	-	-	-
Benefit payments	(15,674,156)	(15,674,156)	-	(2,287,403)	(2,287,403)	-
Total net changes	(1,899,472)	(38,180,388)	36,280,916	3,960,134	(3,928,520)	7,888,654
Balances as of December 31, 2022	\$ 284,982,501	\$ 206,464,138	\$ 78,518,363	\$ 37,282,536	\$ 28,032,078	\$ 9,250,458

Detailed information regarding the fiduciary net position for PERF is available in the separately issued financial report for this plan.

**Marion County, Indiana**  
**(A Component Unit of the Consolidated City of Indianapolis - Marion County)**  
**Notes to Basic Financial Statements**  
**December 31, 2022**

Deferred outflows of resources and deferred inflows of resources related to pensions as of December 31, 2022 are from the following sources:

	Sheriff's Retirement Plan		Sheriff's Disability Plan		PERF		Total	
	Deferred Outflows of Resources	Deferred Inflows of Resources	Deferred Outflows of Resources	Deferred Inflows of Resources	Deferred Outflows of Resources	Deferred Inflows of Resources	Deferred Outflows of Resources	Deferred Inflows of Resources
Differences between expected and actual experience	\$ -	\$ -	\$ -	\$ -	\$ 1,479,181	\$ 260,881	\$ 1,479,181	\$ 260,881
Net difference between projected and actual earnings on pension plan investments	37,291,008	12,536,238	4,729,274	1,090,908	8,465,493	-	50,485,775	13,627,146
Changes of assumptions	-	-	-	-	9,291,007	2,934,424	9,291,007	2,934,424
Changes in proportion and differences between the County's contribution and proportionate share contribution	-	-	-	-	305,104	4,932,871	305,104	4,932,871
County's contributions subsequent to the measurement date	-	-	-	-	5,368,882	-	5,368,882	-
Total net changes	37,291,008	12,536,238	4,729,274	1,090,908	24,909,667	8,128,176	66,929,949	21,755,322
Netting required under GASB Statement No. 68	(12,536,238)	(12,536,238)	(1,090,908)	(1,090,908)	-	-	(13,627,146)	(13,627,146)
Adjusted total	\$ 24,754,770	\$ -	\$ 3,638,366	\$ -	\$ 24,909,667	\$ 8,128,176	\$ 53,302,803	\$ 8,128,176

At December 31, 2022, the County reported \$5,368,882 as deferred outflows of resources related to pensions resulting from plan contributions made by the County to PERF, subsequent to the measurement date. Therefore, this amount will be recognized as a decrease in the net pension liability for PERF in the year ending December 31, 2023. Other amounts reported as deferred outflows of resources and deferred inflows of resources at December 31, 2022, related to pensions will be recognized in pension expense as follows:

Year Ending December 31,	Sheriff's Retirement Plan	Sheriff's Disability Plan	PERF	Total
2023	\$ 2,176,224	\$ 524,794	\$ 742,899	\$ 3,443,917
2024	5,520,181	816,540	3,563,053	9,899,774
2025	7,735,613	1,114,712	(1,848,539)	7,001,786
2026	9,322,752	1,182,320	8,955,196	19,460,268
Total	\$ 24,754,770	\$ 3,638,366	\$ 11,412,609	\$ 39,805,745

**Payable to the Pension Plans**

At December 31, 2022, the County reported a payable of \$10,874,743 for the outstanding amount of contributions to the pension plans required for the year ended December 31, 2022.

**Marion County, Indiana**  
**(A Component Unit of the Consolidated City of Indianapolis - Marion County)**  
**Notes to Basic Financial Statements**  
**December 31, 2022**

***Pension (and Other Employee Benefit) Trust Fund Financial Statements***

As separately issued financial statements are not available for the Sheriff's Retirement and Disability Plans, summarized financial statements for those pension (and other employee benefit) trust funds follow:

	<b>Sheriff's Retirement Plan</b>	<b>Sheriff's Disability Plan</b>	<b>Total</b>
<b>Assets</b>			
Cash and cash equivalents	\$ 1,524,227	\$ 549,244	\$ 2,073,471
Investments			
Mutual funds - bond	91,001,554	14,342,268	105,343,822
Mutual funds - equity	80,860,199	8,395,118	89,255,317
Mutual funds - international equity	24,629,733	2,458,040	27,087,773
Accounts receivable	8,769,084	2,282,619	11,051,703
Due from retirement plan	-	25,366	25,366
	<u>                    </u>	<u>                    </u>	<u>                    </u>
Total assets	<u>\$ 206,784,797</u>	<u>\$ 28,052,655</u>	<u>\$ 234,837,452</u>
<b>Liabilities</b>			
Accounts payable	\$ 320,659	\$ (2,369)	\$ 318,290
Due to disability plan	-	22,946	22,946
Total liabilities	<u>320,659</u>	<u>20,577</u>	<u>341,236</u>
<b>Net Position</b>			
Net position restricted for pensions	<u>\$ 206,464,138</u>	<u>\$ 28,032,078</u>	<u>\$ 234,496,216</u>
	<b>Sheriff's Retirement Plan</b>	<b>Sheriff's Disability Plan</b>	<b>Total</b>
<b>Additions</b>			
Employer contributions	\$ 8,871,104	\$ 2,280,820	\$ 11,151,924
Employee contributions	522,210	-	522,210
Investment income	5,750,434	773,190	6,523,624
Unrealized loss	(37,328,004)	(4,687,718)	(42,015,722)
Total additions	<u>(22,184,256)</u>	<u>(1,633,708)</u>	<u>(23,817,964)</u>
<b>Deductions</b>			
Benefit payments	15,674,156	2,287,403	17,961,559
Administrative expense	321,976	7,409	329,385
Total deductions	<u>15,996,132</u>	<u>2,294,812</u>	<u>18,290,944</u>
Net change in net position	(38,180,388)	(3,928,520)	(42,108,908)
Net position restricted for pensions - beginning of year	<u>244,644,526</u>	<u>31,960,598</u>	<u>276,605,124</u>
Net position restricted for pensions - end of year	<u>\$ 206,464,138</u>	<u>\$ 28,032,078</u>	<u>\$ 234,496,216</u>

**Marion County, Indiana**  
**(A Component Unit of the Consolidated City of Indianapolis - Marion County)**  
**Notes to Basic Financial Statements**  
**December 31, 2022**

**Note 14: Other Postemployment Benefit Plan**

***Plan Description***

The County provides certain healthcare benefits to eligible retirees under a single-employer defined benefit OPEB plan administered by the County. No assets are accumulated in a trust that meets the criteria in paragraph 4 of GASB Statement No. 75. Payments to the retirees are made on a pay-as-you-go basis. The plan does not issue separate financial statements.

**Current County Employees:**

Eligible retirees and their spouses are covered under the County's health plan until the retiree attains age 65. Spouses still under age 65 when the retiree attains age 65 may elect to stay in the plan until age 65 by paying 100% of the appropriate premium. Retirees and covered spouses pay 100% of the charged premium. Benefit provisions are established and amended by the Council via Indiana state statute.

County employees may retire at any time after age 50 with at least 15 years of service and be eligible for the postemployment benefit.

**Former Marion County Sheriff Deputies:**

Former Marion County Sheriff Deputies that retired prior to July 1, 2007, and their spouses, are covered under the County's health plan for life. Upon attaining age 65, the retiree/spouse is transferred into the Cigna health plan.

Former Marion County Sheriff Deputies that retired on or after July 1, 2007 are eligible for subsidized premiums. These retirees and any covered family members pay approximately 40% of the monthly premium until they are age 65. Members pay 25% of the monthly premium for the Cigna health plan.

Benefit provisions are established through negotiations between the County and the union representing the County's employees and are renegotiated each three-year bargaining period. The plan is not accounted for as a trust fund, because an irrevocable trust has not been established to account for the plan. The plan does not issue a separate financial report.

***Benefits Provided***

The OPEB Plan provides medical benefits to all eligible retirees and their spouses hired by the County. The cost of the benefits vary based on type of employee. The County covers the service and interest costs of administering the plan and bears the risk of premiums not being sufficient to cover actual claims paid.

**Marion County, Indiana**  
**(A Component Unit of the Consolidated City of Indianapolis - Marion County)**  
**Notes to Basic Financial Statements**  
**December 31, 2022**

The employees covered by the benefit terms at the measurement date of December 31, 2022 are:

	<b>2022</b>
Retirees	117
Spouses of retirees	36
Active employees	2,145
	2,298

Civilian employees who are eligible for retirement may choose to continue their healthcare coverage on the County’s insurance plan until the age of 65 but are required to contribute 100% of their annual premium costs. By providing retirees with access to the County’s healthcare plans based on the same rates it charges to active employees, the County is in effect providing a subsidy to retirees. This implied subsidy exists because, on average, retiree healthcare costs are higher than active employee healthcare costs. By the County not contributing anything toward this plan in advance, the County employs a pay-as-you-go financing method through paying the higher rate for active employees each year.

***Total OPEB Liability***

The County’s total OPEB liability of \$10,649,537 was measured as of December 31, 2022 for the year ended December 31, 2022, and was determined by an actuarial valuation as of January 1, 2021 and was projected forward to the measurement date of December 31, 2022. The total OPEB liability in the January 1, 2021 actuarial valuation was determined using the following actuarial assumptions for the December 31, 2022 measurement date:

Inflation	2.20% for 15 years and 2.50% thereafter
Salary increases	2.75%
Discount rate	3.72%
Healthcare cost trend rates	Ranging between 5.10% and 3.80% over 54 years
Retirees' share of benefit- related costs	Ranging between 25% and 100%

The discount rate was based on the Bond Buyer’s General Obligation 20 Bond Municipal Index.

**Marion County, Indiana**  
**(A Component Unit of the Consolidated City of Indianapolis - Marion County)**  
**Notes to Basic Financial Statements**  
**December 31, 2022**

Mortality rates vary as noted below:

- Retired Sheriffs: PubS-2010 Mortality Table for Employees and Healthy Annuitants with generational projection of future improvements per the MP-2019 Ultimate scale. This assumption includes a margin for improvements in longevity beyond the valuation date.
- All Others: PubG-2010 Mortality Table for Employees and Healthy Annuitants with generational projection of future improvements per the MP-2019 Ultimate scale. This assumption includes a margin for improvements in longevity beyond the valuation date.

Coverage assumption - 10% of employees are expected to elect coverage at retirement. 25% of County employees are assumed to have a covered spouse in retirement with no dependent children assumed.

Per retiree, medical benefit costs to the County are determined based on gender and age and vary from \$3,364 per year to \$18,494 per year.

***Changes in the Total OPEB Liability***

Changes in the total OPEB liability are:

	<b>Total OPEB Liability</b>
Balance, beginning of year	\$ 12,698,175
Changes for the year:	
Service cost	276,054
Interest	261,379
Changes of assumptions	(2,011,273)
Benefit payments	(574,798)
Net changes	(2,048,638)
Balance, end of year	\$ 10,649,537

Changes of assumptions reflect a change in the discount rate from 2.06% at December 31, 2021 to 3.72% at December 31, 2022.

**Marion County, Indiana**  
**(A Component Unit of the Consolidated City of Indianapolis - Marion County)**  
**Notes to Basic Financial Statements**  
**December 31, 2022**

***Sensitivity of the Total OPEB Liability to Changes in the Discount Rate and Health Care Cost Trend Rates***

The total OPEB liability of the County has been calculated using a discount rate of 3.72%. The following presents the total OPEB liability using a discount rate 1% higher and 1% lower than the current discount rate.

	<b>1% Decrease</b>	<b>Current Discount Rate</b>	<b>1% Increase</b>
Total OPEB liability	\$ 11,801,011	\$ 10,649,537	\$ 9,655,134

The total OPEB liability of the County has been calculated using health care cost trend rates ranging from 5.10% to 3.80%. The following presents the total OPEB liability using health care cost trend rates 1% higher and 1% lower than the current health care cost trend rates.

	<b>1% Decrease</b>	<b>Current Health Care Cost Trend Rates</b>	<b>1% Increase</b>
Total OPEB liability	\$ 9,405,189	\$ 10,649,537	\$ 12,124,286

***OPEB Expense and Deferred Outflows of Resources and Deferred Inflows of Resources Related to OPEB***

For the year ended December 31, 2022, the County recognized a reduction in OPEB expense of \$162,451, which is comprised of \$160,118 related to governmental funds and \$2,333 related to the internal service fund. At December 31, 2022, the County reported deferred outflows of resources and deferred inflows of resources related to OPEB from the following sources:

	<b>Deferred Outflows of Resources</b>	<b>Deferred Inflows of Resources</b>
Differences between expected and actual experience	\$ -	\$ (1,980,518)
Changes of assumptions	1,376,730	(2,913,513)
	<u>\$ 1,376,730</u>	<u>\$ (4,894,031)</u>

**Marion County, Indiana**  
**(A Component Unit of the Consolidated City of Indianapolis - Marion County)**  
**Notes to Basic Financial Statements**  
**December 31, 2022**

Amounts reported as deferred inflows of resources at December 31, 2022, related to OPEB will be recognized within OPEB expense as follows:

<b>Year Ending December 31,</b>		
2023	\$	(699,884)
2024		(699,884)
2025		(659,553)
2026		(600,142)
2027		(688,262)
Thereafter		<u>(169,576)</u>
	\$	<u><u>(3,517,301)</u></u>

**Note 15: Deferred Compensation Plan**

Employees of Marion County are eligible to participate in a deferred compensation plan adopted under the provisions of Internal Revenue Code (“IRC”) Section 457. The deferred compensation plan is available to all employees of the County. Under this plan, employees may elect to defer a portion of their salaries and avoid paying taxes on the deferred portion until the withdrawal date. The deferred compensation amount is not available for withdrawal by employees until termination, retirement, death, or unforeseeable emergency. Plan assets are held in trust by an independent trustee for the exclusive benefit of participants and their beneficiaries and are not included within the accompanying financial statements. Effective July 1, 2022, the County elected to provide an employer match to all civilian employees. The match is a one-for-one match not to exceed \$50 per pay/\$1,200 a year.

**Marion County, Indiana**  
**(A Component Unit of the Consolidated City of Indianapolis - Marion County)**  
**Notes to Basic Financial Statements**  
**December 31, 2022**

**Note 16: Fund Balances**

The following table displays the breakdown of fund balances by purpose in accordance with GASB Statement No. 54 as of December 31, 2022:

	General Fund	Public Safety Income Tax	Federal Grants	Nonmajor Governmental Funds	Total
Governmental Activities:					
Restricted for					
Administration and finance	\$ -	\$ -	\$ -	\$ 2,792,192	\$ 2,792,192
Protection of people and property	-	2,668,268	-	1,658,329	4,326,597
Corrections	-	-	-	8,105,421	8,105,421
Judicial	-	-	-	9,121,531	9,121,531
Real estate and assessments	-	-	-	10,689,278	10,689,278
Health and welfare	-	-	-	7,511,523	7,511,523
Debt service	-	-	-	10,781	10,781
Capital projects	-	-	-	8,506,366	8,506,366
Lease obligations	9,319,494	-	-	1	9,319,495
Other purposes by grantors	-	-	-	3,095,963	3,095,963
	<u>9,319,494</u>	<u>2,668,268</u>	<u>-</u>	<u>51,491,385</u>	<u>63,479,147</u>
Assigned to					
Capital projects	37,277,975	-	-	-	37,277,975
Operating expenditures	19,329,586	-	-	-	19,329,586
	<u>56,607,561</u>	<u>-</u>	<u>-</u>	<u>-</u>	<u>56,607,561</u>
Unassigned (deficit)					
	<u>22,443,814</u>	<u>-</u>	<u>(1,829,615)</u>	<u>(731,364)</u>	<u>19,882,835</u>
Total fund balance	<u>\$ 88,370,869</u>	<u>\$ 2,668,268</u>	<u>\$ (1,829,615)</u>	<u>\$ 50,760,021</u>	<u>\$ 139,969,543</u>

Deficit fund balances by fund are as follows:

Federal Grants	\$ (1,829,615)
Nonmajor Special Revenue Funds	
Law Enforcement	(377,242)
Law Equitable Sharing	(18,802)
Sheriff's Civil Division Fees	(263,983)
Section 102 HAVA Reimbursement	(14,407)
Nonmajor Debt Service Fund	
Capital Improvement Sinking	(44,686)
Nonmajor Capital Project Funds	
Public Safety Capital Projects	(12,244)

The County intends to cover deficits in the Law Enforcement, Law Equitable Sharing, and Sheriff's Civil Division Fees Fund with future charges to services. The deficits in the Federal Grants and Section 102 HAVA Reimbursement will be covered by grant reimbursements from federal, state, or local government. The County intends to reduce the deficit in the Capital Improvement Sinking Fund and the Public Safety Capital Project Fund by a transfer from the General Fund.

**Marion County, Indiana**  
**(A Component Unit of the Consolidated City of Indianapolis - Marion County)**  
**Notes to Basic Financial Statements**  
**December 31, 2022**

**Note 17: Risk Management**

The County is exposed to various risks of loss related to torts; theft of, damage to, and destruction of assets; errors and omissions; injuries to employees; and natural disasters. The County is self-insured for vehicle, workers' compensation, general liability, and high-deductible health insurance. Additionally, the County purchases commercial insurance for claims for all other risks of loss. Settled claims have not exceeded the insurance coverage in any of the past three years. Additionally, the County participates in the City's self-insurance fund for high-deductible health insurance plan that is offered to current and eligible retired employees. In 2022, the County paid \$24,937,065 relating to these self-insured risks.

The change in claims for 2022 and 2021, including an estimate of incurred but not reported claims, is as follows:

	<b>Risk Management</b>	<b>Public Liability Self- Insurance</b>	<b>Total</b>
Unpaid claims, January 1, 2021	\$ 690,959	\$ 150,000	\$ 840,959
Incurred claims and changes in estimates	719,562	4,918,500	5,638,062
Claims paid	<u>(570,651)</u>	<u>(63,500)</u>	<u>(634,151)</u>
Unpaid claims, December 31, 2021	839,870	5,005,000	5,844,870
Incurred claims and changes in estimates	798,015	1,538,170	2,336,185
Claims paid	<u>(690,800)</u>	<u>(3,411,366)</u>	<u>(4,102,166)</u>
Unpaid claims, December 31, 2022	<u>\$ 947,085</u>	<u>\$ 3,131,804</u>	<u>\$ 4,078,889</u>

The unpaid claim liability as of December 31, 2022 is included in accounts payable.

**Note 18: Contingent Liabilities and Commitments**

**Lawsuits**

Various lawsuits are pending against the County. In the opinion of the County's Corporation Counsel, the aggregate potential loss on all outstanding litigation for public liability self-insurance was estimated to be \$3,131,804 at December 31, 2022. This amount has been accrued for in the government-wide statement of net position. Indiana tort law limits the County's liability to \$700,000 per person and \$5,000,000 per occurrence. Additionally, the County is a defendant in various lawsuits for which management has determined that there is a reasonable possibility of an adverse outcome. No accrual has been made in the financial statements for these items, which approximate \$921,000 - \$18,245,000, as these potential losses are not both probable and estimable.

**Marion County, Indiana**  
**(A Component Unit of the Consolidated City of Indianapolis - Marion County)**  
**Notes to Basic Financial Statements**  
**December 31, 2022**

**Government Grants**

The County has received federal and state grants for specific purposes that are subject to review and audit by the grantor agencies. Such audits could lead to requests for reimbursement by the grantor agency for expenditures disallowed under the terms of the grants.

**Note 19: Related Party Transactions**

**Indianapolis-Marion County Building Authority (“Building Authority”)**

The Building Authority enters into financed purchase obligations and operating contracts, primarily with the City and the County, which provide for sufficient payments to service the debt (“Fixed Payments”) and offset budgeted operating costs (“Additional Payments”) of the facilities. All of the operating contracts contain renewal options and provide for annual adjustment to the Additional Payments based upon the operating expense budgets for the facilities.

The governing Indiana statute with respect to each of the Building Authority’s financed purchase obligations provides that the governments shall be obligated to levy annually a tax sufficient to produce each year the necessary funds to pay the amounts due to the Building Authority. During 2022, the County paid \$966,000 and \$3,842,823 in Fixed Payments and Additional Payments, respectively. Fixed Payment obligations are accounted for as financed purchase obligations and are discussed further in Note 11. The County’s operating agreements with the Building Authority expire on various dates through 2024, which excludes the community justice campus financed purchase obligations that the County has with the Building Authority.

The City and the County have also entered into a number of management contracts with the Building Authority. Such contracts provide for the construction, operation and/or maintenance of facilities for use by various departments of the City and the County. In some instances, the City and the County advance funds to the Building Authority for construction of new facilities. In other instances, management contracts are established for existing facilities. Under each of their management contracts, the City and the County designate the Building Authority as their agent and manager for purposes of constructing, maintaining and/or managing the facilities. Like Additional Payments, annual Maintenance Fees are payable to the Building Authority for facilities covered under management contracts and vary each year based on the operating expense budgets for the facilities. During 2022, the County paid the Building Authority \$7,246,340 in Maintenance Fees. The County’s only management contract automatically renews on an annual basis.

At December 31, 2022, the County has a receivable with the Building Authority for \$37,277,975. These funds are to be held by the Building Authority and used for future capital expenditures.

**Marion County, Indiana**  
**(A Component Unit of the Consolidated City of Indianapolis - Marion County)**  
**Notes to Basic Financial Statements**  
**December 31, 2022**

**Other Related Party Transactions**

The legislative body of the County is the same in several respects as that of the City, and the position of chief executive is held by the Mayor of the City. The County provides certain information technology and telephone services to the City. Receipts from these services were \$18,543,755 for information system costs and \$876,019 for telephone costs in 2022. The County also received \$7,034,136 of 911 dispatch fees from the City and paid \$745,838 for fuel charges to the City. As of December 31, 2022, the County owed the City \$1,901,252 for court costs.

The County and City purchase certain insurance policies that cover risks of both entities. The County and City pay premiums associated with their own respective portions of the coverage. The City provides certain administrative services to the County, including purchasing, legal, and other general administration. The City funds such services through a countywide tax levy. The County does not compensate the City for these services, except for legal services. Conversely, the County provides certain administrative services to the City, including payroll, accounts payable and other general administration. The County provides, at no compensation, criminal, civil, juvenile, and probate court services to all municipalities and unincorporated areas in Marion County, administers the property tax administration and collection system for the same jurisdictions, and operates the County jail and lockup.

The County acted as either a subrecipient or a pass-through agent for various state and federal grant programs received from the City during 2022.

The County has entered into various contracts with Health and Hospital Corporation of Marion County (“HHC”). HHC is a separate municipal corporation and is considered to be a component unit of the Consolidated City of Indianapolis - Marion County. HHC has its own governing board, separate from the County’s legislative body. HHC activities include the administration of the Division of Public Health and the Division of Public Hospitals. In 2022, the County made \$2,311,701 in distributions funded from property taxes to HHC in support of community mental health centers.

The City and County have transactions with each other throughout the year. As part of the accounts receivable and accounts payable analyses, a number of these transactions are determined to be accruals. At December 31, 2022, the City recorded \$1,955,202 in accounts payable to the County, and the County recorded \$359,589 in accounts payable to the City.

**Marion County, Indiana**  
**(A Component Unit of the Consolidated City of Indianapolis - Marion County)**  
**Notes to Basic Financial Statements**  
**December 31, 2022**

**Note 20: Interfund Transactions and Balances**

Funds are transferred from one fund to support expenditures of other funds in accordance with authority established for the individual fund. The composition of interfund receivable and payable balances as of December 31, 2022 is as follows:

Interfund Receivables	Interfund Payables	Amount
General Fund	Nonmajor Governmental Funds	\$ 652,395
General Fund	Federal Grants	1,556,932
General Fund	Internal Service Fund	<u>714,525</u>
		<u>\$ 2,923,852</u>

Interfund transfers for the year ended December 31, 2022 consisted of the following:

	Transfers In		
	General Fund	Nonmajor Governmental Funds	Total
<b>Transfers Out</b>			
General Fund	\$ -	\$ 45,734,381	\$ 45,734,381
Federal Grants	2,129	-	2,129
Nonmajor Governmental Funds	<u>-</u>	<u>6,469,364</u>	<u>6,469,364</u>
Total	<u>\$ 2,129</u>	<u>\$ 52,203,745</u>	<u>\$ 52,205,874</u>

Interfund transfers were used to move unrestricted revenues collected in the general fund to other funds in accordance with budgetary authorization. Transfers during 2022 were made from the general fund to the following non-major funds:

- Guardian Ad Litem – Nonmajor special revenue fund
- MC Sheriff Medical Care for Inmates – Nonmajor special revenue fund
- Community Corrections Home Detention – Nonmajor special revenue fund
- Clerk’s Title IV D Incentive – Nonmajor special revenue fund
- MECA Emergency Communication – Nonmajor special revenue fund
- CJC Lease – Nonmajor debt service fund

**Note 21: Subsequent Events**

On June 13, 2023, the County entered into a financing agreement in the amount of \$72,855,000 with the Building Authority to finance a state-of-the art crime and forensics lab and a new family-centered juvenile justice and rehabilitation facility, the Youth and Family Service Center; both facilities will be located on the Community Justice Campus. This is a 30-year financed purchase obligation with payments beginning August 1, 2025.

## **Required Supplementary Information**

**Marion County, Indiana**  
**(A Component Unit of the Consolidated City of Indianapolis - Marion County)**  
**Required Supplementary Information**  
**Schedule of Revenues, Expenditures and Changes in Fund Balance -**  
**Budget and Actual (Budgetary Basis) - General Fund**  
**Year Ended December 31, 2022**

	<u>Budgeted Amounts</u>		<u>Actual Amounts</u>	<u>Variance With Final Budget- Positive (Negative)</u>
	<u>Original</u>	<u>Final</u>		
<b>Revenues</b>				
Taxes	\$ 178,904,540	\$ 177,774,219	\$ 202,436,745	\$ 24,662,526
Intergovernmental	20,164,217	20,164,217	13,828,468	(6,335,749)
Charges for services	8,318,911	8,318,911	8,349,849	30,938
Interest	984,000	984,000	7,230,034	6,246,034
Miscellaneous	233,862	233,862	613,675	379,813
Total revenues	<u>208,605,530</u>	<u>207,475,209</u>	<u>232,458,771</u>	<u>24,983,562</u>
<b>Expenditures</b>				
General government	120,839,101	122,229,902	119,539,642	2,690,260
Public safety	64,696,454	67,765,454	67,329,037	436,417
Cultural and recreation	247,771	247,771	211,144	36,627
Capital outlays	1,251,583	1,437,783	1,202,564	235,219
Total expenditures	<u>187,034,909</u>	<u>191,680,910</u>	<u>188,282,387</u>	<u>3,398,523</u>
<b>Other Financing Sources (Uses)</b>				
Transfers in	-	19,420,541	2,129	(19,418,412)
Transfers out	(28,365,124)	(48,886,165)	(22,131,615)	26,754,550
Sale of capital assets	200,000	200,000	-	(200,000)
Total other financing sources (uses)	<u>(28,165,124)</u>	<u>(29,265,624)</u>	<u>(22,129,486)</u>	<u>7,136,138</u>
Net change in fund balances	(6,594,503)	(13,471,325)	22,046,898	35,518,223
Fund balances - beginning of year	25,284,695	18,562,110	26,789,645	8,227,535
Cancellation of purchase orders and other	(6,722,585)	14,092,303	(17,895,346)	(31,987,649)
Fund balances - end of year	<u>\$ 11,967,607</u>	<u>\$ 19,183,088</u>	<u>\$ 30,941,197</u>	<u>\$ 11,758,109</u>

**Marion County, Indiana**  
**(A Component Unit of the Consolidated City of Indianapolis - Marion County)**  
**Required Supplementary Information**  
**Schedule of Revenues, Expenditures and Changes in Fund Balance -**  
**Budget and Actual (Budgetary Basis) - Public Safety Income Tax Fund**  
**Year Ended December 31, 2022**

	<u>Budgeted Amounts</u>		<u>Actual Amounts</u>	<u>Variance With Final Budget- Positive (Negative)</u>
	<u>Original</u>	<u>Final</u>		
<b>Revenues</b>				
Taxes	\$ 68,192,886	\$ 53,158,997	\$ 53,107,282	\$ (51,715)
Total revenues	<u>68,192,886</u>	<u>53,158,997</u>	<u>53,107,282</u>	<u>(51,715)</u>
<b>Expenditures</b>				
General government	18,915,132	18,915,133	18,915,133	-
Public safety	38,072,323	38,072,322	38,072,322	-
Total expenditures	<u>56,987,455</u>	<u>56,987,455</u>	<u>56,987,455</u>	<u>-</u>
<b>Other Financing Uses</b>				
Transfers out	(19,420,541)	-	-	-
Total other financing uses	<u>(19,420,541)</u>	<u>-</u>	<u>-</u>	<u>-</u>
Net change in fund balances	(8,215,110)	(3,828,458)	(3,880,173)	(51,715)
Fund balances - beginning of year	(1)	8,215,110	7,598,759	(616,351)
Cancellation of purchase orders and other	8,215,110	(612,506)	(122)	612,384
Fund balances - end of year	<u>\$ (1)</u>	<u>\$ 3,774,146</u>	<u>\$ 3,718,464</u>	<u>\$ (55,682)</u>

**Marion County, Indiana**  
**(A Component Unit of the Consolidated City of Indianapolis - Marion County)**  
**Required Supplementary Information**  
**Schedule of Revenues, Expenditures and Changes in Fund Balance -**  
**Budget and Actual (Budgetary Basis) - Federal Grants**  
**Year Ended December 31, 2022**

	<u>Budgeted Amounts</u>		<u>Actual Amounts</u>	<u>Variance With Final Budget- Positive (Negative)</u>
	<u>Original</u>	<u>Final</u>		
<b>Revenues</b>				
Intergovernmental	\$ 7,902,167	\$ 7,902,167	\$ 2,616,030	\$ (5,286,137)
Total revenues	<u>7,902,167</u>	<u>7,902,167</u>	<u>2,616,030</u>	<u>(5,286,137)</u>
<b>Expenditures</b>				
General government	4,945,165	7,879,166	3,876,204	4,002,962
Public safety	2,631,002	3,865,002	1,640,361	2,224,641
Capital outlays	326,000	686,000	210,214	475,786
Total expenditures	<u>7,902,167</u>	<u>12,430,168</u>	<u>5,726,779</u>	<u>6,703,389</u>
<b>Other Financing Uses</b>				
Transfers out	-	-	(2,129)	(2,129)
Total other financing uses	<u>-</u>	<u>-</u>	<u>(2,129)</u>	<u>(2,129)</u>
Net change in fund balances	-	(4,528,001)	(3,112,878)	1,415,123
Fund balances - beginning of year	-	-	-	-
Cancellation of purchase orders and other	-	4,528,001	590,937	(3,937,064)
Fund balances - end of year	<u>\$ -</u>	<u>\$ -</u>	<u>\$ (2,521,941)</u>	<u>\$ (2,521,941)</u>

**Marion County, Indiana**  
**(A Component Unit of the Consolidated City of Indianapolis - Marion County)**  
**Notes to Required Supplementary Information - Budgetary Comparison**  
**December 31, 2022**

***Budgets and Budgetary Accounting***

Budgets, detailed to the agency (i.e., department) and character level, are adopted for all governmental funds except Clerk’s Title IV D Incentive, Clerk’s Title IV D ARRA, General Title IV D, General Title IV D ARRA, Sheriff Commissary, Prosecutor’s Title IV D Incentive, Prosecutor’s Title IV D ARRA, Campaign Finance Fines, Court Violations Bureau, and other Special Revenue Funds that are not legally required to do so.

Prosecutor’s PCA Fee (Special Revenue Fund), Capital Sinking (Debt Service Fund), Capital Improvement Sinking (Debt Service Fund), Public Safety Interest Escrow (Capital Projects Fund) and Public Safety Capital Projects (Capital Projects Fund) were not budgeted during 2022 due to no expenditure activity.

A separate budgetary report has been prepared, which is detailed to the agency and character level and is available upon request. The budgetary basis of accounting is essentially the cash basis with the exception of revenues received in the current year but budgeted for in a prior year and that encumbrances and certain accounts payable are treated as expenditures.

The timetable for the budgetary process is as follows:

- June 1** Office of Finance and Management provides guidelines to County agencies
- July 1** County officials submit budgets
- August** Office of Finance and Management recommends budget to City-County Council
- September** Council committees review/amend budgets based on public testimony
- October** Council approves budget by last meeting of October
- December** State of Indiana, Department of Local Government Finance reviews/adjusts and gives final approval to budget
- January 1** Budget becomes effective

Revisions to transfer appropriations between agencies or character of expenditure require approval of the City-County Council. Revisions to increase the appropriations require approval of the City-County Council, and if the increased appropriation occurs in a fund that has a tax rate, then the State of Indiana Department of Local Government Finance also must approve the increase.

During the year, the following supplementary appropriations were properly approved for the General Fund, Public Safety Income Tax Fund and Federal Grants:

	<b>General</b>	<b>Public Safety Income Tax</b>	<b>Federal Grants</b>
Original appropriation	\$ 187,034,909	\$ 56,987,455	\$ 7,902,167
Revisions	4,646,001	-	4,528,001
Revised appropriation	<u>\$ 191,680,910</u>	<u>\$ 56,987,455</u>	<u>\$ 12,430,168</u>

**Marion County, Indiana**  
**(A Component Unit of the Consolidated City of Indianapolis - Marion County)**  
**Notes to Required Supplementary Information - Budgetary Comparison**  
**December 31, 2022**  
**(Continued)**

Unencumbered appropriations lapse at year-end and represent fund balances available for future commitment, except for capital projects funds, which are budgeted on a project basis.

Adjustments necessary to convert the results of 2022 operations from a budgetary basis to a GAAP basis are as follows:

	<u>General</u>	<u>Public Safety Income Tax</u>	<u>Federal Grants</u>
Net change in fund balance - budgetary basis	\$ 22,046,898	\$ (3,880,173)	\$ (3,112,878)
Add (Deduct):			
Accrued revenues	55,685,115	-	1,021,671
Accrued expenditures	(7,846,297)	(150,410)	(445,535)
Transfer, net	(23,602,766)	-	-
Encumbrances	9,306,747	-	813,010
Expenditures from prior year encumbrances	<u>(11,382,545)</u>	<u>-</u>	<u>107,712</u>
Net change in fund balance - GAAP basis	<u>\$ 44,207,152</u>	<u>\$ (4,030,583)</u>	<u>\$ (1,616,020)</u>

**Marion County, Indiana**  
**(A Component Unit of the Consolidated City of Indianapolis - Marion County)**  
**Required Supplementary Information**  
**Schedule of Changes in the County's Net Pension Liability -**  
**Sheriff's Retirement Plan \* - Last 10 Fiscal Years**

	2022	2021	2020	2019	2018	2017	2016	2015	2014
<b>Total Pension Liability</b>									
Service cost	\$ 3,279,222	\$ 3,116,042	\$ 3,174,429	\$ 3,170,722	\$ 3,293,665	\$ 3,353,009	\$ 3,377,204	\$ 3,438,958	\$ 3,512,394
Interest cost	17,604,440	17,922,574	17,773,689	17,034,071	16,716,291	16,501,226	16,004,062	16,038,453	15,287,781
Experience (gains)/losses	(7,108,978)	(4,193,082)	(2,608,271)	(883,947)	(298,763)	(1,882,023)	(2,410,307)	(4,536,384)	(2,796,688)
Assumption changes	-	14,584,237	(1,291,277)	6,000,148	(766,062)	(1,484,444)	2,891,811	(3,008,899)	7,557,415
Projected benefit payments	(15,674,156)	(15,166,632)	(14,332,812)	(14,408,310)	(13,766,916)	(12,622,240)	(12,297,015)	(12,477,800)	(12,234,746)
Net change in total pension liability	(1,899,472)	16,263,139	2,715,758	10,912,684	5,178,215	3,865,528	7,565,755	(545,672)	11,326,156
Total pension liability - beginning	286,881,973	270,618,834	267,903,076	256,990,392	251,812,177	247,946,649	240,380,894	240,926,566	229,600,410
Total pension liability - ending	\$ 284,982,501	\$ 286,881,973	\$ 270,618,834	\$ 267,903,076	\$ 256,990,392	\$ 251,812,177	\$ 247,946,649	\$ 240,380,894	\$ 240,926,566
<b>Plan Fiduciary Net Position</b>									
County employer contributions	\$ 8,871,104	\$ 9,614,248	\$ 9,070,557	\$ 8,370,596	\$ 8,039,610	\$ 8,501,853	\$ 8,051,621	\$ 8,158,271	\$ 7,910,245
Employee contributions	522,210	586,209	645,861	660,699	678,293	696,277	701,867	737,899	789,236
Net transfers	-	-	(2,470)	-	200	(545,440)	-	1,371	-
Net investment income (loss)	(31,577,570)	23,052,865	24,854,375	28,895,162	(9,121,450)	19,092,015	10,529,310	(2,962,919)	8,029,616
Administrative expenses	(321,976)	(201,402)	(194,697)	(202,105)	(164,907)	(181,126)	(138,803)	(173,623)	(155,593)
Other	-	4,379	-	-	-	-	-	-	-
Actual benefit payments	(15,674,156)	(15,166,632)	(14,332,812)	(14,408,310)	(13,766,916)	(12,622,240)	(12,297,015)	(12,477,800)	(12,234,746)
Net change in plan fiduciary net position	(38,180,388)	17,889,667	20,040,814	23,316,042	(14,335,170)	14,941,339	6,846,980	(6,716,801)	4,338,758
Plan fiduciary net position - beginning	244,644,526	226,754,859	206,714,045	183,398,003	197,733,173	182,791,834	175,944,854	182,661,655	178,322,897
Plan fiduciary net position - ending	\$ 206,464,138	\$ 244,644,526	\$ 226,754,859	\$ 206,714,045	\$ 183,398,003	\$ 197,733,173	\$ 182,791,834	\$ 175,944,854	\$ 182,661,655
<b>County's Net Pension Liability</b>	\$ 78,518,363	\$ 42,237,447	\$ 43,863,975	\$ 61,189,031	\$ 73,592,389	\$ 54,079,004	\$ 65,154,815	\$ 64,436,040	\$ 58,264,911

**Notes to Schedule**

\* Plan is closed to new members.

Required supplementary information is not available for 2013.

Benefit changes: None

Changes in assumptions: None

**Marion County, Indiana**  
**(A Component Unit of the Consolidated City of Indianapolis - Marion County)**  
**Required Supplementary Information**  
**Schedule of Changes in the County's Net Pension Liability -**  
**Sheriff's Disability Plan \* - Last 10 Fiscal Years**

	2022	2021	2020	2019	2018	2017	2016	2015	2014
<b>Total Pension Liability</b>									
Service cost	\$ 800,946	\$ 760,533	\$ 744,784	\$ 770,971	\$ 783,267	\$ 791,832	\$ 791,666	\$ 791,002	\$ 799,921
Interest cost	2,055,271	2,035,923	2,010,523	1,991,439	1,947,778	1,812,612	1,878,146	1,807,899	1,682,982
Experience (gains)/losses	3,391,320	257,715	(223,133)	(469,870)	(46,408)	1,377,816	(2,025,092)	413,949	182,988
Assumption changes	-	1,829,313	(99,190)	34,312	(68,178)	(126,643)	125,792	(255,746)	854,598
Projected benefit payments	(2,287,403)	(2,099,713)	(2,040,220)	(1,991,588)	(1,916,861)	(1,759,200)	(1,720,689)	(1,712,811)	(1,599,643)
Net change in total pension liability	3,960,134	2,783,771	392,764	335,264	699,598	2,096,417	(950,177)	1,044,293	1,920,846
Total pension liability - beginning	33,322,402	30,538,631	30,145,867	29,810,603	29,111,005	27,014,588	27,964,765	26,920,472	24,999,626
Total pension liability - ending	\$ 37,282,536	\$ 33,322,402	\$ 30,538,631	\$ 30,145,867	\$ 29,810,603	\$ 29,111,005	\$ 27,014,588	\$ 27,964,765	\$ 26,920,472
<b>Plan Fiduciary Net Position</b>									
County employer contributions	\$ 2,280,820	\$ 1,441,938	\$ 2,040,990	\$ 2,414,291	\$ 2,447,690	\$ 1,320,396	\$ 2,418,032	\$ 2,160,004	\$ 1,840,453
Net transfers	-	-	2,470	-	-	545,440	-	(1,371)	-
Net investment income (loss)	(3,914,528)	2,356,863	3,310,628	3,059,287	(887,173)	1,597,513	1,089,224	(189,118)	719,888
Administrative expenses	(7,409)	(7,561)	(5,565)	(8,784)	(7,610)	(6,713)	(6,834)	(3,822)	(6,466)
Actual benefit payments	(2,287,403)	(2,099,713)	(2,040,220)	(1,991,588)	(1,916,861)	(1,759,200)	(1,720,689)	(1,712,811)	(1,599,643)
Net change in plan fiduciary net position	(3,928,520)	1,691,527	3,308,303	3,473,206	(363,954)	1,697,436	1,779,733	252,882	954,232
Plan fiduciary net position - beginning	31,960,598	30,269,071	26,960,768	23,487,562	23,851,516	22,154,080	20,374,347	20,121,465	19,167,233
Plan fiduciary net position - ending	\$ 28,032,078	\$ 31,960,598	\$ 30,269,071	\$ 26,960,768	\$ 23,487,562	\$ 23,851,516	\$ 22,154,080	\$ 20,374,347	\$ 20,121,465
<b>County's Net Pension Liability</b>	\$ 9,250,458	\$ 1,361,804	\$ 269,560	\$ 3,185,099	\$ 6,323,041	\$ 5,259,489	\$ 4,860,508	\$ 7,590,418	\$ 6,799,007

**Notes to Schedule**

\* Plan is closed to new members.

Required supplementary information is not available for 2013.

Benefit changes: None

Changes in assumptions: None

**Marion County, Indiana**  
**(A Component Unit of the Consolidated City of Indianapolis - Marion County)**  
**Required Supplementary Information**  
**Schedule of Net Pension Liabilities and Related Ratios -**  
**Last 10 Fiscal Years**

Actuarial Valuation Date	Total Pension Liability	Plan Fiduciary Net Position	County's Net Pension Liability	Fiduciary Net Position as a % of Total Pension Liability	County's Covered Payroll	County's Net Pension Liability as a % of Covered Payroll
<b>Sheriff's Retirement Plan *</b>						
12/31/2022	\$ 284,982,501	\$ 206,464,138	\$ 78,518,363	72.45 %	\$ 14,244,073	551.24 %
12/31/2021	286,881,973	244,644,526	42,237,447	85.28	14,985,267	281.86
12/31/2020	270,618,834	226,754,859	43,863,975	83.79	16,312,172	268.90
12/31/2019	267,903,076	206,714,045	61,189,031	77.16	16,231,025	376.99
12/31/2018	256,990,392	183,398,003	73,592,389	71.36	16,874,696	436.11
12/31/2017	251,812,177	197,733,173	54,079,004	78.52	17,767,398	304.37
12/31/2016	247,946,649	182,791,834	65,154,815	73.72	18,104,156	359.89
12/31/2015	240,380,894	175,944,854	64,436,040	73.19	18,425,920	349.70
12/31/2014	240,926,566	182,661,655	58,264,911	75.82	18,831,122	309.41
<b>Sheriff's Disability Plan *</b>						
12/31/2022	\$ 37,282,536	\$ 28,032,078	\$ 9,250,458	75.19 %	\$ 14,244,073	64.94 %
12/31/2021	33,322,402	31,960,598	1,361,804	95.91	14,985,267	9.09
12/31/2020	30,538,631	30,269,071	269,560	99.12	16,312,172	1.65
12/31/2019	30,145,867	26,960,768	3,185,099	89.43	16,231,025	19.62
12/31/2018	29,810,603	23,487,562	6,323,041	78.79	16,874,696	37.47
12/31/2017	29,111,005	23,851,516	5,259,489	81.93	17,767,398	29.60
12/31/2016	27,014,588	22,154,080	4,860,508	82.01	18,104,056	26.85
12/31/2015	27,964,765	20,374,347	7,590,418	72.86	18,425,920	41.19
12/31/2014	26,920,472	20,121,465	6,799,007	74.74	18,831,122	36.11

\* Plans closed to new members

**Notes to Schedule**

*Required supplementary information is not available for 2013.*

**Marion County, Indiana**  
**(A Component Unit of the Consolidated City of Indianapolis - Marion County)**  
**Required Supplementary Information**  
**Schedule of Investment Returns -**  
**Last 10 Fiscal Years**

Actuarial Valuation Date	2022	2021	2020	December 31 2019	2018	2017	2016	2015	2014
<b>Sheriff's Retirement Plan *</b>									
Annual money-weighted rate of return, net of investment expense	-13.40%	10.60%	12.54%	16.48%	-4.81%	10.87%	6.22%	-1.70%	4.70%
<b>Sheriff's Disability Plan *</b>									
Annual money-weighted rate of return, net of investment expense	-12.79%	8.16%	13.00%	13.89%	-3.99%	7.63%	5.63%	-1.03%	3.95%

\* Plans closed to new members

**Notes to Schedule**

*Required supplementary information is not available for 2013.*

**Marion County, Indiana**  
**(A Component Unit of the Consolidated City of Indianapolis - Marion County)**  
**Required Supplementary Information**  
**Schedule of County's Proportionate Share of Net Pension Liability -**  
**PERF Plan - Last 10 Fiscal Years**

	2022	2021	2020	2019	2018	2017	2016	2015	2014
<b>PERF</b>									
County's proportion of the net pension liability	2.18 %	2.21 %	2.31 %	2.28 %	2.37 %	2.35 %	2.38 %	2.32 %	2.27 %
County's proportionate share of the net pension liability	\$ 68,596,161	\$ 29,029,706	\$ 69,890,112	\$ 75,242,090	\$ 80,433,200	\$ 104,624,533	\$ 107,973,226	\$ 94,632,250	\$ 59,636,492
County's covered payroll	125,175,606	121,635,051	124,920,776	118,611,427	120,815,683	116,340,785	114,019,597	111,289,286	110,832,741
County's proportionate share of the net pension liability as a percentage of its covered payroll	55 %	24 %	56 %	63 %	67 %	90 %	95 %	85 %	54 %
Plan fiduciary net position as a percentage of the total pension liability	82.5 %	92.5 %	81.5 %	80.1 %	78.9 %	72.7 %	71.2 %	73.3 %	81.1 %

**Notes to Schedule**

The amounts presented for each fiscal year were determined as of June 30 (measurement date).

*Required supplementary information is not available for 2013.*

*Benefit changes:* None

*Changes in assumptions:* None

*Changes in actuarial methods:* None

**Marion County, Indiana**  
**(A Component Unit of the Consolidated City of Indianapolis - Marion County)**  
**Required Supplementary Information**  
**Schedule of County's Pension Contributions -**  
**Last 10 Fiscal Years**

	2022	2021	2020	2019	2018	2017	2016	2015	2014
<b>Sheriff's Retirement Plan *</b>									
Actuarially determined contribution	\$ 8,593,910	\$ 8,183,448	\$ 8,862,874	\$ 7,992,552	\$ 7,739,257	\$ 8,169,492	\$ 7,756,375	\$ 7,900,004	\$ 7,730,980
Contributions in relation to the actuarially determined contribution	8,871,104	9,614,248	9,070,557	8,370,596	8,039,610	8,501,853	8,051,621	8,158,275	7,910,245
Contribution deficiency (excess)	(277,194)	(1,430,800)	(207,683)	(378,044)	(300,353)	(332,361)	(295,246)	(258,271)	(179,265)
County's covered payroll	14,244,073	14,985,267	16,312,172	16,231,025	16,874,696	17,767,398	18,104,056	18,425,920	18,831,122
Contributions as a percentage of covered payroll	62.3 %	64.2 %	55.6 %	51.6 %	47.6 %	47.9 %	44.5 %	44.3 %	42.0 %
<b>Sheriff's Disability Plan *</b>									
Actuarially determined contribution	\$ 2,280,820	\$ 1,441,938	\$ 2,040,990	\$ 2,414,291	\$ 2,447,690	\$ 1,865,836	\$ 2,418,032	\$ 2,160,004	\$ 1,840,453
Contributions in relation to the actuarially determined contribution	2,280,820	1,441,938	2,040,990	2,414,291	2,447,690	1,865,836	2,418,032	2,160,004	1,840,453
Contribution deficiency (excess)	-	-	-	-	-	-	-	-	-
County's covered payroll	14,244,073	14,985,267	16,312,172	16,231,025	16,874,696	17,767,398	18,104,056	18,425,920	18,831,122
Contributions as a percentage of covered payroll	16.0 %	9.6 %	12.5 %	14.9 %	14.5 %	10.5 %	13.4 %	11.7 %	9.8 %
<b>PERF</b>									
Contractually required contribution	\$ 13,213,263	\$ 10,504,154	\$ 12,353,058	\$ 12,074,637	\$ 11,831,024	\$ 12,252,354	\$ 12,919,625	\$ 13,051,666	\$ 12,112,202
Contributions in relation to the contractually required contribution	13,213,263	10,504,154	12,353,058	12,074,637	11,831,024	12,252,354	12,919,625	13,051,666	12,112,202
Contribution deficiency (excess)	-	-	-	-	-	-	-	-	-
County's covered payroll	117,975,563	93,787,089	110,295,161	107,809,259	105,634,143	109,396,020	115,353,798	116,532,728	110,110,926
Contributions as a percentage of covered payroll	11.2 %	11.2 %	11.2 %	11.2 %	11.2 %	11.2 %	11.2 %	11.2 %	11.0 %

\* Plans closed to new members

**Notes to Schedule**

The amounts presented for each fiscal year were determined as of December 31.

*Required supplementary information is not available for 2013.*

**Marion County, Indiana**  
**(A Component Unit of the Consolidated City of Indianapolis - Marion County)**  
**Required Supplementary Information**  
**Schedule of Changes in the County's Total OPEB Liability and Related Ratios -**  
**Last 10 Fiscal Years**

	<u>2022</u>	<u>2021</u>	<u>2020</u>	<u>2019</u>	<u>2018</u>
<b>TOTAL OPEB LIABILITY</b>					
Service cost	\$ 276,054	\$ 472,428	\$ 432,892	\$ 329,815	\$ 416,171
Interest	261,379	324,556	385,014	565,738	502,666
Economic/demographic gains or losses	-	(1,468,231)	-	(1,942,497)	-
Changes of assumptions	(2,011,273)	(1,188,656)	966,245	1,779,945	(1,035,261)
Benefit payments	(574,798)	(554,681)	(576,297)	(587,655)	(635,095)
Net change in total OPEB liability	<u>(2,048,638)</u>	<u>(2,414,584)</u>	<u>1,207,854</u>	<u>145,346</u>	<u>(751,519)</u>
Total OPEB liability - beginning	<u>12,698,175</u>	<u>15,112,759</u>	<u>13,904,905</u>	<u>13,759,559</u>	<u>14,511,078</u>
Total OPEB liability - ending	<u>\$ 10,649,537</u>	<u>\$ 12,698,175</u>	<u>\$ 15,112,759</u>	<u>\$ 13,904,905</u>	<u>\$ 13,759,559</u>
Covered-employee payroll	\$ 140,126,833	\$ 126,639,502	\$ 127,479,603	\$ 124,300,641	\$ 119,889,856
Total OPEB liability as a percentage of covered-employee payroll	7.60%	10.03%	11.86%	11.19%	11.48%

**Notes to Schedule**

The amounts presented for each fiscal year were determined as of December 31.

*Required supplementary information is not available for 2013 to 2017.*

*Benefit changes:* None

*Changes of assumptions:* The following change in assumptions was made from the December 31, 2021 to the December 31, 2022 valuation.

- Discount rate increased from 2.06% to 3.72%.

*Trust:* No assets are accumulated in a trust that meets the criteria in paragraph 4 of GASB Statement No. 75.

## **Other Supplementary Information**

**Marion County, Indiana**  
**(A Component Unit of the Consolidated City of Indianapolis - Marion County)**  
**Balance Sheet - General Fund**  
**December 31, 2022**

**Assets**

Cash and cash equivalents - unrestricted	\$	43,915,848
Cash and cash equivalents - restricted		9,319,494
Investments		3,824,806
Property tax receivable		5,270,629
Accounts receivable		46,528,299
Due from other funds		2,923,852
Due from federal and state governments		1,334,718
		<u>113,117,646</u>
Total assets	\$	<u>113,117,646</u>

**Liabilities, Deferred Inflows of Resources  
and Fund Balances**

**Liabilities**

Accounts payable	\$	6,437,419
Amounts held in custody		2,949,861
Accrued payroll and payroll taxes		4,373,492
Total liabilities		<u>13,760,772</u>

**Deferred Inflows of Resources**

Unavailable revenues		<u>10,986,005</u>
----------------------	--	-------------------

**Fund Balances**

Restricted		9,319,494
Assigned		56,607,561
Unassigned		22,443,814
Total fund balances		<u>88,370,869</u>

Total liabilities, deferred inflows of resources and fund balances	\$	<u>113,117,646</u>
---	----	--------------------

**Marion County, Indiana**  
**(A Component Unit of the Consolidated City of Indianapolis - Marion County)**  
**Statement of Revenues, Expenditures and Changes in Fund Balance -**  
**General Fund**  
**Year Ended December 31, 2022**

<b>Revenues</b>	
Taxes	\$ 201,860,238
Intergovernmental	65,998,063
Interest	7,172,485
Charges for services	8,112,200
Traffic violations and court fees	41,257
Miscellaneous	612,209
Total revenues	283,796,452
 <b>Expenditures</b>	
Current	
General government	113,578,892
Public safety	68,277,654
Culture and recreation	210,286
Debt service	
Interest	1,014,345
Lease payments	2,318,177
Capital outlays	12,805,129
Total expenditures	198,204,483
<b>Excess of Revenues Over Expenditures</b>	85,591,969
 <b>Other Financing Sources (Uses)</b>	
Issuance of capital leases	4,347,435
Transfers in	2,129
Transfers out	(45,734,381)
Total other financing sources (uses)	(41,384,817)
Net change in fund balances	44,207,152
Fund balances - beginning of year	44,163,717
Fund balances - end of year	\$ 88,370,869

**Marion County, Indiana**  
**(A Component Unit of the Consolidated City of Indianapolis - Marion County)**  
**Schedule of Expenditures by Character - General Fund**  
**Budget and Actual (Budgetary Basis)**  
**Year Ended December 31, 2022**

Department and Division	Fund	Final Budget	Actual	Variance
Prosecuting Attorney	County General			
Personal services		\$ 16,927,866	\$ 16,927,866	\$ -
Supplies		80,730	80,730	-
Other services and charges		2,532,961	2,532,961	-
Capital outlay		1,978	1,954	24
Total		<u>19,543,535</u>	<u>19,543,511</u>	<u>24</u>
Prosecutor's Child Support IV-D Agency	County General			
Personal services		3,965,711	3,945,076	20,635
Supplies		5,300	5,289	11
Other services and charges		793,951	703,799	90,152
Capital outlay		5,200	5,199	1
Total		<u>4,770,162</u>	<u>4,659,363</u>	<u>110,799</u>
Forensic Services	County General			
Personal services		6,097,634	6,001,322	96,312
Supplies		279,220	273,167	6,053
Other services and charges		827,164	827,164	-
Capital outlay		194,500	194,465	35
Total		<u>7,398,518</u>	<u>7,296,118</u>	<u>102,400</u>
County Sheriff	County General			
Personal services		31,580,945	31,578,834	2,111
Supplies		1,910,226	1,899,900	10,326
Other services and charges		19,908,161	19,908,161	-
Capital outlay		395,305	389,233	6,072
Total		<u>53,794,637</u>	<u>53,776,128</u>	<u>18,509</u>
Community Corrections	County General			
Personal services		3,348,452	3,256,552	91,900
Supplies		201,630	82,908	118,722
Other services and charges		3,612,022	3,500,905	111,117
Capital outlay		96,000	41,993	54,007
Total		<u>7,258,104</u>	<u>6,882,358</u>	<u>375,746</u>
Circuit Court	County General			
Personal services		1,388,057	636,747	751,310
Supplies		5,000	547	4,453
Other services and charges		370,189	333,368	36,821
Capital outlay		3,000	2,563	437
Total		<u>1,766,246</u>	<u>973,225</u>	<u>793,021</u>

**Marion County, Indiana**  
**(A Component Unit of the Consolidated City of Indianapolis - Marion County)**  
**Schedule of Expenditures by Character - General Fund**  
**Budget and Actual (Budgetary Basis) (Continued)**  
**Year Ended December 31, 2022**

Department and Division	Fund	Final Budget	Actual	Variance
Marion County Superior Court	County General			
Personal services		\$ 13,950,070	\$ 13,949,674	\$ 396
Supplies		171,265	124,934	46,331
Other services and charges		16,894,527	16,886,786	7,741
Capital outlay		354,500	313,397	41,103
Total		<u>31,370,362</u>	<u>31,274,791</u>	<u>95,571</u>
County Auditor	County General			
Personal services		1,754,585	1,744,672	9,913
Other services and charges		11,029,131	11,029,131	-
Total		<u>12,783,716</u>	<u>12,773,803</u>	<u>9,913</u>
Clerk of the Circuit Court	County General			
Personal services		4,755,524	4,568,392	187,132
Supplies		46,125	43,706	2,419
Other services and charges		1,075,639	903,923	171,716
Total		<u>5,877,288</u>	<u>5,516,021</u>	<u>361,267</u>
County Election Board	County General			
Personal services		1,718,300	1,538,077	180,223
Supplies		83,300	43,703	39,597
Other services and charges		5,100,062	4,578,367	521,695
Capital outlay		244,900	129,680	115,220
Total		<u>7,146,562</u>	<u>6,289,827</u>	<u>856,735</u>
Voters' Registration	County General			
Personal services		878,887	800,355	78,532
Supplies		25,000	24,955	45
Other services and charges		282,050	282,050	-
Capital outlay		10,000	5,655	4,345
Total		<u>1,195,937</u>	<u>1,113,015</u>	<u>82,922</u>
County Coroner	County General			
Personal services		1,898,384	1,895,411	2,973
Supplies		137,950	137,950	-
Other services and charges		2,710,224	2,704,514	5,710
Capital outlay		82,913	82,849	64
Total		<u>4,829,471</u>	<u>4,820,724</u>	<u>8,747</u>

**Marion County, Indiana**  
**(A Component Unit of the Consolidated City of Indianapolis - Marion County)**  
**Schedule of Expenditures by Character - General Fund**  
**Budget and Actual (Budgetary Basis) (Continued)**  
**Year Ended December 31, 2022**

Department and Division	Fund	Final Budget	Actual	Variance
County Treasurer	County General			
Personal services		\$ 1,773,765	\$ 1,707,497	\$ 66,268
Supplies		12,319	11,600	719
Other services and charges		1,126,143	1,110,400	15,743
Capital outlay		7,000	6,957	43
Total		<u>2,919,227</u>	<u>2,836,454</u>	<u>82,773</u>
County Surveyor	County General			
Personal services		109,382	109,382	-
Supplies		5,425	5,425	-
Capital outlay		3,487	-	3,487
Total		<u>118,294</u>	<u>114,807</u>	<u>3,487</u>
County Assessor	County General			
Personal services		3,116,669	2,969,912	146,757
Supplies		22,800	10,629	12,171
Other services and charges		903,944	881,607	22,337
Capital outlay		9,000	805	8,195
Total		<u>4,052,413</u>	<u>3,862,953</u>	<u>189,460</u>
Marion County Public Defender Agency	County General			
Personal services		21,523,245	21,276,925	246,320
Supplies		30,235	21,489	8,746
Other services and charges		4,473,606	4,473,606	-
Capital outlay		30,000	27,815	2,185
Total		<u>26,057,086</u>	<u>25,799,835</u>	<u>257,251</u>
Cooperative Extension Service	County General			
Personal services		233,654	198,990	34,664
Supplies		5,030	2,004	3,026
Other services and charges		560,668	548,460	12,208
Total		<u>799,352</u>	<u>749,454</u>	<u>49,898</u>
Total – General Funds – by Department and Division		<u>\$ 191,680,910</u>	<u>\$ 188,282,387</u>	<u>\$ 3,398,523</u>

**Marion County, Indiana**  
**(A Component Unit of the Consolidated City of Indianapolis - Marion County)**  
**Combining Balance Sheet - Nonmajor Governmental Funds by Fund Type**  
**December 31, 2022**

	Nonmajor Special Revenue	Nonmajor Debt Service	Nonmajor Capital Projects	Total Nonmajor Governmental Funds
<b>Assets</b>				
Cash and cash equivalents	\$ 46,286,471	\$ 9,913	\$ 7,820,353	\$ 54,116,737
Investments	3,718,365	869	686,013	4,405,247
Property tax receivable	59,822	-	391,991	451,813
Accounts receivable	1,393,939	-	159,519	1,553,458
Due from federal and state governments	310,747	-	-	310,747
	<u>51,769,344</u>	<u>10,782</u>	<u>9,057,876</u>	<u>60,838,002</u>
Total assets	<u>\$ 51,769,344</u>	<u>\$ 10,782</u>	<u>\$ 9,057,876</u>	<u>\$ 60,838,002</u>
<b>Liabilities, Deferred Inflows of Resources and Fund Balances</b>				
<b>Liabilities</b>				
Accounts payable	\$ 3,540,524	\$ -	\$ -	\$ 3,540,524
Accrued payroll and payroll taxes	1,080,838	-	-	1,080,838
Unearned revenue	3,164,027	-	-	3,164,027
Due to other funds	595,465	44,686	12,244	652,395
Total liabilities	<u>8,380,854</u>	<u>44,686</u>	<u>12,244</u>	<u>8,437,784</u>
<b>Deferred Inflows of Resources</b>				
Unavailable revenues	<u>1,088,687</u>	<u>-</u>	<u>551,510</u>	<u>1,640,197</u>
<b>Fund Balances</b>				
Restricted	42,974,237	10,782	8,506,366	51,491,385
Unassigned (deficits)	(674,434)	(44,686)	(12,244)	(731,364)
Total fund balances (deficits)	<u>42,299,803</u>	<u>(33,904)</u>	<u>8,494,122</u>	<u>50,760,021</u>
Total liabilities, deferred inflows of resources and fund balances	<u>\$ 51,769,344</u>	<u>\$ 10,782</u>	<u>\$ 9,057,876</u>	<u>\$ 60,838,002</u>

**Marion County, Indiana**  
**(A Component Unit of the Consolidated City of Indianapolis - Marion County)**  
**Combining Statement of Revenues, Expenditures and Changes in Fund Balances -**  
**Nonmajor Governmental Funds by Fund Type**  
**Year Ended December 31, 2022**

	<b>Nonmajor Special Revenue</b>	<b>Nonmajor Debt Service</b>	<b>Nonmajor Capital Projects</b>	<b>Total Nonmajor Governmental Funds</b>
<b>Revenues</b>				
Taxes	\$ 14,050,034	\$ -	\$ 13,867,996	\$ 27,918,030
Intergovernmental	15,831,988	10,782,334	-	26,614,322
Interest	5,303	-	-	5,303
Charges for services	27,323,541	-	-	27,323,541
Miscellaneous	312,823	-	-	312,823
Total revenues	<u>57,523,689</u>	<u>10,782,334</u>	<u>13,867,996</u>	<u>82,174,019</u>
<b>Expenditures</b>				
Current				
General government	21,906,785	-	1,060,000	22,966,785
Public safety	51,778,625	-	276,035	52,054,660
Debt service				
Redemption of notes and financed purchase obligations	647,019	6,437,489	1,573,860	8,658,368
Interest	96,538	31,048,828	450,140	31,595,506
Lease payments	194,122	-	-	194,122
Capital outlays	287,130	-	-	287,130
Total expenditures	<u>74,910,219</u>	<u>37,486,317</u>	<u>3,360,035</u>	<u>115,756,571</u>
<b>Excess (Deficiency) of Revenues Over (Under) Expenditures</b>	<u>(17,386,530)</u>	<u>(26,703,983)</u>	<u>10,507,961</u>	<u>(33,582,552)</u>
<b>Other Financing Sources (Uses)</b>				
Transfers in	25,499,761	26,703,984	-	52,203,745
Transfers out	(2,164,364)	-	(4,305,000)	(6,469,364)
Total other financing sources (uses)	<u>23,335,397</u>	<u>26,703,984</u>	<u>(4,305,000)</u>	<u>45,734,381</u>
Net change in fund balances	5,948,867	1	6,202,961	12,151,829
Fund balances (deficits) - beginning of year	<u>36,350,936</u>	<u>(33,905)</u>	<u>2,291,161</u>	<u>38,608,192</u>
Fund balances (deficits) - end of year	<u>\$ 42,299,803</u>	<u>\$ (33,904)</u>	<u>\$ 8,494,122</u>	<u>\$ 50,760,021</u>

## NONMAJOR GOVERNMENTAL FUNDS

### SPECIAL REVENUE FUNDS

Special Revenue Funds are used to account for operating revenues that are restricted for particular purposes by state or federal statute or that are committed to expenditures for specific purposes other than debt service or capital projects designated by authority of the City-County Council to be maintained in separate funds.

**IDENTIFICATION SECURITY PROTECTION**—This fund was created by IC 36-2-7.5-11 for the purpose of purchasing, upgrading, implementing, or maintaining redacting technology used in the office of the County Recorder.

**ADULT PROBATION**—Established to account for receipt of adult probation fees to be appropriated by the City-County Council for the courts' use in providing probation services to adults.

**CLERK'S RECORD PERPETUATION**—Created by IC 33-19-6-1.5. Established to account for all revenue for access provided to public records received pursuant to section 285-307(3) of this Code, all revenue for facsimile documents sent by the clerk, and all revenue received for the facsimile transmission to the clerk of court pleadings. This fund is to be used for the preservation of records or the improvement of recordkeeping systems and equipment.

**SURVEYOR'S CORNER PERPETUATION**—Established to account for receipt of fees collected by the County Recorder to be appropriated by the City-County Council for establishing or relocating corners and the keeping of the corner record book.

**COUNTY RECORDS PERPETUATION**—Established to account for certain fees that are collected by the County Recorder for the preservation of records and the improvement of recording systems and equipment. (IC 36-2-7-10(d))

**PROPERTY REASSESSMENT**—Used for the purpose of receiving and holding in escrow tax distribution for the funding for the next property reassessment. Funds held in escrow until distributions are authorized by the State Legislature, whereby the distribution is made to the Marion County Assessor.

**PROSECUTOR'S DIVERSION**—Established to account for collection of user fees related to the operation of pretrial diversion programs. All money collected in this fund must be appropriated by the City-County Council and can be used only as the Prosecuting Attorney directs for pretrial diversion programs.

**LAW ENFORCEMENT**—Established to account for the payment of restitution by certain offenders.

**CLERK'S TITLE IV D INCENTIVE**—This fund was created by IC 12-17-2-26. The revenues received in this fund are an incentive from the state/federal government for enhancing child support enforcement. These funds per the statute are eligible to be spent without appropriation.

**SHERIFF'S COMMISSARY**—Established to account for money collected in the jail commissary, which is required to be spent according to IC 36-8-10-21.

**GUARDIAN AD LITEM**—Created by IC 31-40-3-1. This fund was created to collect from the parent or guardian of the estate of any child for whom a guardian ad litem is appointed to pay to the probation department a user fee of not more than one hundred dollars (\$100) for deposit by the probation department in the guardian ad litem fund if a guardian ad litem has been appointed. The fund is to be used by the juvenile courts in providing guardian ad litem services and the costs of representation for the guardians ad litem.

## NONMAJOR GOVERNMENTAL FUNDS

### SPECIAL REVENUE FUNDS (CONTINUED)

COUNTY MISDEMEANANT—Established by the State of Indiana to provide incentive to counties to locally house misdemeanants. This fund may be used only for funding the operation of a county jail, jail programs, or other local correctional facilities. (IC 11-12-6-6)

ALCOHOL AND DRUG SERVICES—Established to account for the collection of court fees to be appropriated by the City-County Council for the operation of alcohol and drug services program.

COMMUNITY CORRECTIONS HOME DETENTION—Established to collect user fees related to the supervision of home detention. (IC 11-2-7-1)

COUNTY AUDITOR'S INELIGIBLE DEDUCTIONS—This fund was created by IC 6-1.1-12-17. Monies in the fund may be used only for specific purposes outlined under IC 6-1.1-36-17 (e) and may be expended upon appropriation by the county fiscal body.

LAW ENFORCEMENT EQUITABLE SHARING—Established in accordance with federal guidelines to track all funds received under the Equitable Sharing Program.

LOCAL EMERGENCY PLANNING—This fund was established to account for any revenue produced by any fee or charge imposed under section 10 or 10.4 of chapter 2 of IC 13-25 and accrued interest and other investment earnings. The purpose of the fund is to provide the county with funds to help implement SARA (42 U.S.C. 11001 et seq.).

STATE GRANTS—Established to account for state grant programs received from the State of Indiana Department of Corrections, Indiana Criminal Justice Institute, Indiana Division of Family and Children, City of Indianapolis, and various other federal agencies.

DEFERRAL PROGRAM FEES—Established to account for the collection of traffic violation process fees for people who are released on their own recognizance.

COUNTY DRUG FREE COMMUNITY—Established to promote comprehensive local alcohol and drug abuse prevention initiatives by supplementing local funding for treatment, education, and criminal justice efforts. (IC 5-2-11-2).

COUNTY ELECTED OFFICIALS' TRAINING—Established to account for money deposited by the county recorder in accordance with the requirements of IC 36-2-7.5-6(c)(3) and for any other sources required or permitted by law. Monies may be used solely to provide training of County elected officials required by IC 36-2-11-2.5, IC 36-2-12-2.5, and other similar laws.

PROSECUTOR'S PCA FEE—Pursuant to IC 31-25-4-14.1, chooses a Private Collection Agency (PCA) to collect arrears on child support cases that only have state assigned arrears. A contract is entered into with the PCA, which stipulates that 10% of collected money goes to the Prosecutor's office. There is no restriction on the usage of PCA money, but the County policy on the usage of funds must be followed.

## NONMAJOR GOVERNMENTAL FUNDS

### SPECIAL REVENUE FUNDS (CONTINUED)

ENHANCED ACCESS—Established for the replacement, improvement, and expansion of capital expenditures and the reimbursement of operating expenses incurred in providing enhanced access to public information. (IC 5-14-3-8.3) Revised Code of the Consolidated City and County Indianapolis/Marion, Indiana – Title I Chapter 135 Article V Sec. 135-511.

PROSECUTOR’S TITLE IV D INCENTIVE—Created by IC 12-17-2-26, the receipts received in this fund are an incentive from the state/federal government for enhancing child support enforcement. These funds per the statute are eligible to be spent without appropriation.

SHERIFF’S CIVIL DIVISION FEES—Created by the City-County Council, Ordinance No. 86 (2004), the fund shall consist of fees collected in the processing of real estate foreclosures and orders of eviction. Receipts received in this fund are for the purpose of carrying out the functions of the Marion County Sheriff’s Department. Amounts shall be paid from this fund only pursuant to appropriations authorized by the City-County Council. Revised Code of the Consolidated City and County Indianapolis/Marion, Indiana – Title I Chapter 135 Article II Sec. 135-281 (c).

ENDORSEMENT FEE—Established to account for the receipt of fees charged on documents for endorsing a document affecting an interest in real property. This fund is to be used for the improvement and maintenance of the real property records systems and equipment. (IC 36-2-11-14) Revised Code of the Consolidated City and County Indianapolis/Marion, Indiana – Title I Chapter 135 Article II Sec. 135-222.

COUNTY SALES DISCLOSURE—Established to account for the receipt of fees charged on the filing of a sales disclosure form. This fund is to be used for the administration of the sales disclosure function, training of assessing officials, or the purchasing of computer software or hardware for a property record system (IC 6-1.1-5.5-4.5).

GENERAL TITLE IV D INCENTIVE—Created by IC 31-25-4-23.5 (a). Receipts received will come from incentive payments outlined in 23(a)(1) of the above chapter referenced above. Monies may be used solely for child support enforcement purposes.

COMMISSIONER & GUARDIAN AD LITEM—Created by IC 34-28-5-4 (h) and IC 34-28-5-5 (e). This fund was created to collect an additional infraction judgment fee of \$35 on traffic violations. Funds may be used solely for the purposes of funding compensation of commissioners and the cost of the County’s Guardian Ad Litem program.

MC SHERIFF MEDICAL CARE FOR INMATES FUND—Established to account for all fees and moneys generated by health care and prescription co-payments by incarcerated persons and also for all moneys generated by contracts, grants, gifts, appropriations and any other source, which are designated for inmate medical expenses.

MECA EMERGENCY COMMUNICATION FUND—Created in 1999 by General Ordinance #148, based on guidance for E-911 fees collected under IC 36-8-16.7. Monies in this fund shall be used only for the purpose allowed by IC 36-8-16.7.

OTHER—Used to account for activities of 22 other less significant revenue sources and related expenditures.

**Marion County, Indiana**  
**(A Component Unit of the Consolidated City of Indianapolis - Marion County)**  
**Combining Balance Sheet - Nonmajor Special Revenue Funds**  
**December 31, 2022**

	Identification Security Protection	Adult Probation	Clerk's Record Perpetuation	Surveyor's Corner Perpetuation	County Records Perpetuation	Property Reassessment	Prosecutor's Diversion	Law Enforcement
<b>Assets</b>								
Cash and cash equivalents	\$ 193,330	\$ 806,166	\$ 481,211	\$ 1,029,042	\$ 4,390,229	\$ 2,208,972	\$ 410,157	\$ -
Investments	16,959	66,855	38,116	90,269	385,117	193,774	35,979	-
Property tax receivable	-	-	-	-	-	59,822	-	-
Accounts receivable	-	2,179	18,174	-	-	32,466	21,223	-
Total assets	<u>\$ 210,289</u>	<u>\$ 875,200</u>	<u>\$ 537,501</u>	<u>\$ 1,119,311</u>	<u>\$ 4,775,346</u>	<u>\$ 2,495,034</u>	<u>\$ 467,359</u>	<u>\$ -</u>
<b>Liabilities, Deferred Inflows of Resources and Fund Balances</b>								
<b>Liabilities</b>								
Accounts payable	\$ -	\$ -	\$ 35,475	\$ 974	\$ 64,753	\$ 6,980	\$ 88	\$ 21,711
Accrued payroll and payroll taxes	-	23,120	-	22,445	26,358	45,043	-	-
Unearned revenue	-	-	-	-	-	-	-	-
Due to other funds	-	-	-	-	-	-	-	355,531
Total liabilities	<u>-</u>	<u>23,120</u>	<u>35,475</u>	<u>23,419</u>	<u>91,111</u>	<u>52,023</u>	<u>88</u>	<u>377,242</u>
<b>Deferred Inflows of Resources</b>								
Unavailable revenues	-	-	-	-	-	92,288	-	-
<b>Fund Balances</b>								
Restricted	210,289	852,080	502,026	1,095,892	4,684,235	2,350,723	467,271	-
Unassigned (deficits)	-	-	-	-	-	-	-	(377,242)
Total fund balances (deficits)	<u>210,289</u>	<u>852,080</u>	<u>502,026</u>	<u>1,095,892</u>	<u>4,684,235</u>	<u>2,350,723</u>	<u>467,271</u>	<u>(377,242)</u>
Total liabilities, deferred inflows of resources and fund balances	<u>\$ 210,289</u>	<u>\$ 875,200</u>	<u>\$ 537,501</u>	<u>\$ 1,119,311</u>	<u>\$ 4,775,346</u>	<u>\$ 2,495,034</u>	<u>\$ 467,359</u>	<u>\$ -</u>

**Marion County, Indiana**  
**(A Component Unit of the Consolidated City of Indianapolis - Marion County)**  
**Combining Balance Sheet - Nonmajor Special Revenue Funds (Continued)**  
**December 31, 2022**

	Clerk's Title IV D Incentive	Sheriff Commissary	Guardian Ad Litem	County Misdemeanant	Alcohol and Drug Services	Home Detention	County Auditor's Ineligible Deductions	Law Enforcement Equitable Sharing	Local Emergency Planning
<b>Assets</b>									
Cash and cash equivalents	\$ 2,233,867	\$ 3,418,185	\$ 1,800,511	\$ 639,541	\$ 659,756	\$ 2,386,545	\$ 2,350,675	\$ -	\$ 344,684
Investments	191,791	-	157,944	56,101	55,376	204,747	206,205	-	30,236
Property tax receivable	-	-	-	-	-	-	-	-	-
Accounts receivable	350,316	-	-	-	-	15,504	5,534	-	-
Total assets	<u>\$ 2,775,974</u>	<u>\$ 3,418,185</u>	<u>\$ 1,958,455</u>	<u>\$ 695,642</u>	<u>\$ 715,132</u>	<u>\$ 2,606,796</u>	<u>\$ 2,562,414</u>	<u>\$ -</u>	<u>\$ 374,920</u>
<b>Liabilities, Deferred Inflows of Resources and Fund Balances</b>									
<b>Liabilities</b>									
Accounts payable	\$ 814	\$ -	\$ 693,584	\$ 23,066	\$ -	\$ 313,330	\$ 1,917	\$ 14,519	\$ -
Accrued payroll and payroll taxes	1,775	-	-	2,951	-	27,639	6,721	-	-
Unearned revenue	-	-	-	-	-	-	-	-	-
Due to other funds	-	-	-	-	-	-	-	4,283	-
Total liabilities	<u>2,589</u>	<u>-</u>	<u>693,584</u>	<u>26,017</u>	<u>-</u>	<u>340,969</u>	<u>8,638</u>	<u>18,802</u>	<u>-</u>
<b>Deferred Inflows of Resources</b>									
Unavailable revenues	<u>262,737</u>	<u>-</u>	<u>-</u>	<u>-</u>	<u>-</u>	<u>-</u>	<u>-</u>	<u>-</u>	<u>-</u>
<b>Fund Balances</b>									
Restricted	2,510,648	3,418,185	1,264,871	669,625	715,132	2,265,827	2,553,776	-	374,920
Unassigned (deficits)	-	-	-	-	-	-	-	(18,802)	-
Total fund balances (deficits)	<u>2,510,648</u>	<u>3,418,185</u>	<u>1,264,871</u>	<u>669,625</u>	<u>715,132</u>	<u>2,265,827</u>	<u>2,553,776</u>	<u>(18,802)</u>	<u>374,920</u>
Total liabilities, deferred inflows of resources and fund balances	<u>\$ 2,775,974</u>	<u>\$ 3,418,185</u>	<u>\$ 1,958,455</u>	<u>\$ 695,642</u>	<u>\$ 715,132</u>	<u>\$ 2,606,796</u>	<u>\$ 2,562,414</u>	<u>\$ -</u>	<u>\$ 374,920</u>

**Marion County, Indiana**  
**(A Component Unit of the Consolidated City of Indianapolis - Marion County)**  
**Combining Balance Sheet - Nonmajor Special Revenue Funds (Continued)**  
**December 31, 2022**

	State Grants	Deferral Program Fees	County Drug Free Community	County Elected Officials' Training	MC Sheriff Medical Care for Inmates	Prosecutor's PCA Fee	Enhanced Access	Prosecutor's Title IV D Incentive
<b>Assets</b>								
Cash and cash equivalents	\$ 6,186,856	\$ 2,075,664	\$ 20,319	\$ 712,557	\$ 2,970,547	\$ 393,888	\$ 899,703	\$ 2,526,146
Investments	262,069	176,889	1,782	62,507	260,581	34,552	78,923	221,597
Property tax receivable	-	-	-	-	-	-	-	-
Accounts receivable	-	1,626	26,373	-	2,152	9,732	-	527,048
Due from federal and state governments	310,747	-	-	-	-	-	-	-
	<u>310,747</u>	<u>-</u>	<u>-</u>	<u>-</u>	<u>-</u>	<u>-</u>	<u>-</u>	<u>-</u>
Total assets	<u>\$ 6,759,672</u>	<u>\$ 2,254,179</u>	<u>\$ 48,474</u>	<u>\$ 775,064</u>	<u>\$ 3,233,280</u>	<u>\$ 438,172</u>	<u>\$ 978,626</u>	<u>\$ 3,274,791</u>
<b>Liabilities, Deferred Inflows of Resources and Fund Balances</b>								
<b>Liabilities</b>								
Accounts payable	\$ 261,397	\$ 25,050	\$ -	\$ 1,645	\$ 1,642,496	\$ 13,791	\$ 185,406	\$ 15
Accrued payroll and payroll taxes	286,259	41,468	-	-	-	-	-	-
Unearned revenue	3,094,735	-	-	-	-	-	-	-
Due to other funds	-	-	-	-	-	-	-	-
Total liabilities	<u>3,642,391</u>	<u>66,518</u>	<u>-</u>	<u>1,645</u>	<u>1,642,496</u>	<u>13,791</u>	<u>185,406</u>	<u>15</u>
<b>Deferred Inflows of Resources</b>								
Unavailable revenues	75,639	-	-	-	-	-	-	395,286
	<u>75,639</u>	<u>-</u>	<u>-</u>	<u>-</u>	<u>-</u>	<u>-</u>	<u>-</u>	<u>395,286</u>
<b>Fund Balances</b>								
Restricted	3,041,642	2,187,661	48,474	773,419	1,590,784	424,381	793,220	2,879,490
Unassigned (deficits)	-	-	-	-	-	-	-	-
Total fund balances (deficits)	<u>3,041,642</u>	<u>2,187,661</u>	<u>48,474</u>	<u>773,419</u>	<u>1,590,784</u>	<u>424,381</u>	<u>793,220</u>	<u>2,879,490</u>
Total liabilities, deferred inflows of resources and fund balances	<u>\$ 6,759,672</u>	<u>\$ 2,254,179</u>	<u>\$ 48,474</u>	<u>\$ 775,064</u>	<u>\$ 3,233,280</u>	<u>\$ 438,172</u>	<u>\$ 978,626</u>	<u>\$ 3,274,791</u>

**Marion County, Indiana**  
**(A Component Unit of the Consolidated City of Indianapolis - Marion County)**  
**Combining Balance Sheet - Nonmajor Special Revenue Funds (Continued)**  
**December 31, 2022**

	Sheriff's Civil Division Fees	Endorsement Fee	County Sales Disclosure	MECA Emergency Communication	General Title IV D Incentive	Commissioner & Guardian Ad Litem	Other	Total Special Revenue
<b>Assets</b>								
Cash and cash equivalents	\$ -	\$ 1,159,835	\$ 485,389	\$ 2,191,945	\$ 1,525,105	\$ 347,322	\$ 1,438,324	\$ 46,286,471
Investments	-	101,743	42,579	192,281	133,784	12,788	406,821	3,718,365
Property tax receivable	-	-	-	-	-	-	-	59,822
Accounts receivable	100	-	-	-	350,317	1,309	29,886	1,393,939
Due from federal and state governments	-	-	-	-	-	-	-	310,747
Total assets	<u>\$ 100</u>	<u>\$ 1,261,578</u>	<u>\$ 527,968</u>	<u>\$ 2,384,226</u>	<u>\$ 2,009,206</u>	<u>\$ 361,419</u>	<u>\$ 1,875,031</u>	<u>\$ 51,769,344</u>
<b>Liabilities, Deferred Inflows of Resources and Fund Balances</b>								
<b>Liabilities</b>								
Accounts payable	\$ -	\$ 16,342	\$ -	\$ 186,484	\$ -	\$ -	\$ 30,687	\$ 3,540,524
Accrued payroll and payroll taxes	28,432	-	7,999	560,628	-	-	-	1,080,838
Unearned revenue	-	-	-	-	-	-	69,292	3,164,027
Due to other funds	235,651	-	-	-	-	-	-	595,465
Total liabilities	<u>264,083</u>	<u>16,342</u>	<u>7,999</u>	<u>747,112</u>	<u>-</u>	<u>-</u>	<u>99,979</u>	<u>8,380,854</u>
<b>Deferred Inflows of Resources</b>								
Unavailable revenues	-	-	-	-	262,737	-	-	1,088,687
<b>Fund Balances</b>								
Restricted	-	1,245,236	519,969	1,637,114	1,746,469	361,419	1,789,459	42,974,237
Unassigned (deficits)	(263,983)	-	-	-	-	-	(14,407)	(674,434)
Total fund balances (deficits)	<u>(263,983)</u>	<u>1,245,236</u>	<u>519,969</u>	<u>1,637,114</u>	<u>1,746,469</u>	<u>361,419</u>	<u>1,775,052</u>	<u>42,299,803</u>
Total liabilities, deferred inflows of resources and fund balances	<u>\$ 100</u>	<u>\$ 1,261,578</u>	<u>\$ 527,968</u>	<u>\$ 2,384,226</u>	<u>\$ 2,009,206</u>	<u>\$ 361,419</u>	<u>\$ 1,875,031</u>	<u>\$ 51,769,344</u>

**Marion County, Indiana**  
**(A Component Unit of the Consolidated City of Indianapolis - Marion County)**  
**Combining Statement of Revenues, Expenditures and Changes in Fund Balances -**  
**Nonmajor Special Revenue Funds**  
**For the Year Ended December 31, 2022**

	Identification Security Protection	Adult Probation	Clerk's Record Perpetuation	Surveyor's Corner Perpetuation	County Records Perpetuation	Property Reassessment	Prosecutor's Diversion	Law Enforcement
<b>Revenues</b>								
Taxes	\$ -	\$ -	\$ -	\$ -	\$ -	\$ 1,995,361	\$ -	\$ -
Intergovernmental	-	-	29,478	-	-	-	-	179,230
Interest	-	-	-	-	-	-	-	-
Charges for services	63,743	765,620	754,188	661,125	1,828,549	-	298,771	-
Miscellaneous	-	-	279	-	117	250	1,600	-
Total revenues	<u>63,743</u>	<u>765,620</u>	<u>783,945</u>	<u>661,125</u>	<u>1,828,666</u>	<u>1,995,611</u>	<u>300,371</u>	<u>179,230</u>
<b>Expenditures</b>								
Current								
General government	55,000	576,874	766,366	736,394	1,533,947	1,793,579	303,511	554,131
Public safety	-	-	-	-	-	-	-	40,000
Debt service								
Redemption of notes and financed purchase obligations	-	-	-	-	-	-	-	-
Interest	-	-	36,519	-	-	-	-	4,039
Lease payments	-	-	100,936	-	-	-	-	75,319
Capital outlays	-	-	225	16,338	-	-	-	-
Total expenditures	<u>55,000</u>	<u>576,874</u>	<u>904,046</u>	<u>752,732</u>	<u>1,533,947</u>	<u>1,793,579</u>	<u>303,511</u>	<u>673,489</u>
<b>Excess (Deficiency) of Revenues Over (Under) Expenditures</b>	<u>8,743</u>	<u>188,746</u>	<u>(120,101)</u>	<u>(91,607)</u>	<u>294,719</u>	<u>202,032</u>	<u>(3,140)</u>	<u>(494,259)</u>
<b>Other Financing Sources (Uses)</b>								
Transfers in	-	-	-	-	-	-	-	-
Transfers out	-	-	-	-	-	-	-	-
Total other financing sources (uses)	<u>-</u>	<u>-</u>	<u>-</u>	<u>-</u>	<u>-</u>	<u>-</u>	<u>-</u>	<u>-</u>
Net change in fund balances	8,743	188,746	(120,101)	(91,607)	294,719	202,032	(3,140)	(494,259)
Fund balances (deficits) - beginning of year	<u>201,546</u>	<u>663,334</u>	<u>622,127</u>	<u>1,187,499</u>	<u>4,389,516</u>	<u>2,148,691</u>	<u>470,411</u>	<u>117,017</u>
Fund balances (deficits) - end of year	<u>\$ 210,289</u>	<u>\$ 852,080</u>	<u>\$ 502,026</u>	<u>\$ 1,095,892</u>	<u>\$ 4,684,235</u>	<u>\$ 2,350,723</u>	<u>\$ 467,271</u>	<u>\$ (377,242)</u>

**Marion County, Indiana**  
**(A Component Unit of the Consolidated City of Indianapolis - Marion County)**  
**Combining Statement of Revenues, Expenditures and Changes in Fund Balances -**  
**Nonmajor Special Revenue Funds (Continued)**  
**For the Year Ended December 31, 2022**

	Clerk's Title IV D Incentive	Sheriff Commissary	Guardian Ad Litem	County Misdemeanant	Alcohol and Drug Services	Home Detention	County Auditor's Ineligible Deductions	Law Enforcement Equitable Sharing	Local Emergency Planning
<b>Revenues</b>									
Taxes	\$ -	\$ -	\$ -	\$ -	\$ -	\$ -	\$ 154,673	\$ -	\$ -
Intergovernmental	343,686	-	-	582,583	-	61,250	-	165,763	-
Interest	-	-	-	-	-	-	-	-	-
Charges for services	-	7,565,944	1,384,699	-	423,449	2,515,497	-	-	-
Miscellaneous	-	-	-	-	-	48,302	6	-	103,743
<b>Total revenues</b>	<u>343,686</u>	<u>7,565,944</u>	<u>1,384,699</u>	<u>582,583</u>	<u>423,449</u>	<u>2,625,049</u>	<u>154,679</u>	<u>165,763</u>	<u>103,743</u>
<b>Expenditures</b>									
Current									
General government	70,761	-	7,054,882	-	356,529	1,969,308	375,162	169,985	37,126
Public safety	-	6,425,510	-	563,913	-	983,174	-	22,638	-
Debt service									
Redemption of notes and financed purchase obligations	-	647,019	-	-	-	-	-	-	-
Interest	-	54,610	-	-	-	-	-	-	-
Lease payments	-	-	-	-	-	-	-	-	-
Capital outlays	-	-	-	-	-	-	4,560	2,282	-
<b>Total expenditures</b>	<u>70,761</u>	<u>7,127,139</u>	<u>7,054,882</u>	<u>563,913</u>	<u>356,529</u>	<u>2,952,482</u>	<u>379,722</u>	<u>194,905</u>	<u>37,126</u>
<b>Excess (Deficiency) of Revenues Over (Under) Expenditures</b>	<u>272,925</u>	<u>438,805</u>	<u>(5,670,183)</u>	<u>18,670</u>	<u>66,920</u>	<u>(327,433)</u>	<u>(225,043)</u>	<u>(29,142)</u>	<u>66,617</u>
<b>Other Financing Sources (Uses)</b>									
Transfers in	75,377	-	5,689,419	-	-	795,000	-	-	-
Transfers out	-	-	-	-	-	-	-	-	-
<b>Total other financing sources (uses)</b>	<u>75,377</u>	<u>-</u>	<u>5,689,419</u>	<u>-</u>	<u>-</u>	<u>795,000</u>	<u>-</u>	<u>-</u>	<u>-</u>
Net change in fund balances	348,302	438,805	19,236	18,670	66,920	467,567	(225,043)	(29,142)	66,617
Fund balances (deficits) - beginning of year	2,162,346	2,979,380	1,245,635	650,955	648,212	1,798,260	2,778,819	10,340	308,303
<b>Fund balances (deficits) - end of year</b>	<u>\$ 2,510,648</u>	<u>\$ 3,418,185</u>	<u>\$ 1,264,871</u>	<u>\$ 669,625</u>	<u>\$ 715,132</u>	<u>\$ 2,265,827</u>	<u>\$ 2,553,776</u>	<u>\$ (18,802)</u>	<u>\$ 374,920</u>

**Marion County, Indiana**  
**(A Component Unit of the Consolidated City of Indianapolis - Marion County)**  
**Combining Statement of Revenues, Expenditures and Changes in Fund Balances -**  
**Nonmajor Special Revenue Funds (Continued)**  
**For the Year Ended December 31, 2022**

	State Grants	Deferral Program Fees	County Drug Free Community	County Elected Officials' Training	MC Sheriff Medical Care for Inmates	Prosecutor's PCA Fee	Enhanced Access	Prosecutor's Title IV D Incentive
<b>Revenues</b>								
Taxes	\$ -	\$ -	\$ -	\$ -	\$ -	\$ -	\$ -	\$ -
Intergovernmental	13,252,707	-	10,889	-	-	-	-	517,073
Interest	-	-	-	-	-	-	-	-
Charges for services	-	801,036	262,297	63,743	10,673	-	197,118	-
Miscellaneous	-	600	-	-	-	(612)	-	-
Total revenues	<u>13,252,707</u>	<u>801,636</u>	<u>273,186</u>	<u>63,743</u>	<u>10,673</u>	<u>(612)</u>	<u>197,118</u>	<u>517,073</u>
<b>Expenditures</b>								
Current								
General government	3,551,120	665,592	239,996	13,273	-	-	48,650	16
Public safety	6,576,903	-	-	-	16,725,770	-	-	-
Debt service								
Redemption of notes and financed purchase obligations	-	-	-	-	-	-	-	-
Interest	-	-	-	-	-	-	-	-
Lease payments	-	-	-	-	-	-	-	-
Capital outlays	254	-	-	-	-	-	191,204	-
Total expenditures	<u>10,128,277</u>	<u>665,592</u>	<u>239,996</u>	<u>13,273</u>	<u>16,725,770</u>	<u>-</u>	<u>239,854</u>	<u>16</u>
<b>Excess (Deficiency) of Revenues Over (Under) Expenditures</b>	<u>3,124,430</u>	<u>136,044</u>	<u>33,190</u>	<u>50,470</u>	<u>(16,715,097)</u>	<u>(612)</u>	<u>(42,736)</u>	<u>517,057</u>
<b>Other Financing Sources (Uses)</b>								
Transfers in	351	-	-	-	18,305,881	-	-	-
Transfers out	-	(352)	-	-	-	-	-	-
Total other financing sources (uses)	<u>351</u>	<u>(352)</u>	<u>-</u>	<u>-</u>	<u>18,305,881</u>	<u>-</u>	<u>-</u>	<u>-</u>
Net change in fund balances	3,124,781	135,692	33,190	50,470	1,590,784	(612)	(42,736)	517,057
Fund balances (deficits) - beginning of year	<u>(83,139)</u>	<u>2,051,969</u>	<u>15,284</u>	<u>722,949</u>	<u>-</u>	<u>424,993</u>	<u>835,956</u>	<u>2,362,433</u>
Fund balances (deficits) - end of year	<u>\$ 3,041,642</u>	<u>\$ 2,187,661</u>	<u>\$ 48,474</u>	<u>\$ 773,419</u>	<u>\$ 1,590,784</u>	<u>\$ 424,381</u>	<u>\$ 793,220</u>	<u>\$ 2,879,490</u>

**Marion County, Indiana**  
**(A Component Unit of the Consolidated City of Indianapolis - Marion County)**  
**Combining Statement of Revenues, Expenditures and Changes in Fund Balances -**  
**Nonmajor Special Revenue Funds (Continued)**  
**For the Year Ended December 31, 2022**

	Sheriff's Civil Division Fees	Endorsement Fee	County Sales Disclosure	MECA Emergency Communication	General Title IV D Incentive	Commissioner & Guardian Ad Litem	Other	Total Special Revenue
<b>Revenues</b>								
Taxes	\$ -	\$ -	\$ -	\$ 11,900,000	\$ -	\$ -	\$ -	\$ 14,050,034
Intergovernmental	-	-	-	329,819	343,686	-	15,824	15,831,988
Interest	-	-	-	5,303	-	-	-	5,303
Charges for services	108,127	411,530	261,435	7,169,726	-	1,438,912	337,359	27,323,541
Miscellaneous	-	-	-	52,552	-	-	105,986	312,823
Total revenues	<u>108,127</u>	<u>411,530</u>	<u>261,435</u>	<u>19,457,400</u>	<u>343,686</u>	<u>1,438,912</u>	<u>459,169</u>	<u>57,523,689</u>
<b>Expenditures</b>								
Current								
General government	-	306,633	253,657	-	347,256	-	127,037	21,906,785
Public safety	208,854	-	-	20,177,867	-	-	53,996	51,778,625
Debt service								
Redemption of notes and financed purchase obligations	-	-	-	-	-	-	-	647,019
Interest	-	-	-	1,370	-	-	-	96,538
Lease payments	-	-	-	17,867	-	-	-	194,122
Capital outlays	-	-	-	72,267	-	-	-	287,130
Total expenditures	<u>208,854</u>	<u>306,633</u>	<u>253,657</u>	<u>20,269,371</u>	<u>347,256</u>	<u>-</u>	<u>181,033</u>	<u>74,910,219</u>
<b>Excess (Deficiency) of Revenues Over (Under) Expenditures</b>	<u>(100,727)</u>	<u>104,897</u>	<u>7,778</u>	<u>(811,971)</u>	<u>(3,570)</u>	<u>1,438,912</u>	<u>278,136</u>	<u>(17,386,530)</u>
<b>Other Financing Sources (Uses)</b>								
Transfers in	-	-	-	620,000	-	-	13,733	25,499,761
Transfers out	-	-	-	-	-	(2,164,012)	-	(2,164,364)
Total other financing sources (uses)	<u>-</u>	<u>-</u>	<u>-</u>	<u>620,000</u>	<u>-</u>	<u>(2,164,012)</u>	<u>13,733</u>	<u>23,335,397</u>
Net change in fund balances	(100,727)	104,897	7,778	(191,971)	(3,570)	(725,100)	291,869	5,948,867
Fund balances (deficits) - beginning of year	<u>(163,256)</u>	<u>1,140,339</u>	<u>512,191</u>	<u>1,829,085</u>	<u>1,750,039</u>	<u>1,086,519</u>	<u>1,483,183</u>	<u>36,350,936</u>
Fund balances (deficits) - end of year	<u>\$ (263,983)</u>	<u>\$ 1,245,236</u>	<u>\$ 519,969</u>	<u>\$ 1,637,114</u>	<u>\$ 1,746,469</u>	<u>\$ 361,419</u>	<u>\$ 1,775,052</u>	<u>\$ 42,299,803</u>

**Marion County, Indiana**  
**(A Component Unit of the Consolidated City of Indianapolis - Marion County)**  
**Schedule of Revenues, Expenditures and Changes in Fund Balances -**  
**Nonmajor Special Revenue Funds - Budget and Actual**  
**(Budgetary Basis)**  
**For the Year Ended December 31, 2022**

	Identification Security Protection		Adult Probation		Clerk's Record Perpetuation		Surveyor's Corner Perpetuation		County Records Perpetuation		Property Reassessment	
	Final Budget	Actual	Final Budget	Actual	Final Budget	Actual	Final Budget	Actual	Final Budget	Actual	Final Budget	Actual
<b>Revenues</b>												
Taxes	\$ -	\$ -	\$ -	\$ -	\$ -	\$ -	\$ -	\$ -	\$ -	\$ -	\$ 1,927,530	\$ 1,995,361
Intergovernmental	-	-	-	-	8,000	26,070	-	-	-	-	-	-
Interest	-	-	-	-	-	-	-	-	-	-	-	-
Charges for services	72,696	63,743	601,000	719,408	791,000	691,655	747,648	661,125	2,162,236	1,828,549	-	-
Traffic violations and court fees	-	-	-	-	-	-	-	-	-	-	-	-
Miscellaneous	-	-	-	-	-	279	-	-	-	-	-	250
Total revenues	<u>72,696</u>	<u>63,743</u>	<u>601,000</u>	<u>719,408</u>	<u>799,000</u>	<u>718,004</u>	<u>747,648</u>	<u>661,125</u>	<u>2,162,236</u>	<u>1,828,549</u>	<u>1,927,530</u>	<u>1,995,611</u>
<b>Expenditures</b>												
Current												
General government	66,000	66,000	600,000	600,000	933,133	912,605	735,344	732,529	1,673,664	1,536,580	1,992,734	1,892,060
Public safety	-	-	-	-	-	-	-	-	-	-	-	-
Culture and recreation	-	-	-	-	-	-	-	-	-	-	-	-
Capital outlays	-	-	-	-	1,000	225	5,000	906	40,534	28,508	-	-
Total expenditures	<u>66,000</u>	<u>66,000</u>	<u>600,000</u>	<u>600,000</u>	<u>934,133</u>	<u>912,830</u>	<u>740,344</u>	<u>733,435</u>	<u>1,714,198</u>	<u>1,565,088</u>	<u>1,992,734</u>	<u>1,892,060</u>
<b>Excess (Deficiency) of Revenues Over (Under) Expenditures</b>	<u>6,696</u>	<u>(2,257)</u>	<u>1,000</u>	<u>119,408</u>	<u>(135,133)</u>	<u>(194,826)</u>	<u>7,304</u>	<u>(72,310)</u>	<u>448,038</u>	<u>263,461</u>	<u>(65,204)</u>	<u>103,551</u>
<b>Other Financing Sources (Uses)</b>												
Transfers in	-	-	-	-	-	-	-	-	-	-	-	-
Transfers out	-	-	-	-	-	-	-	-	-	-	-	-
Total other financing sources (uses)	<u>-</u>	<u>-</u>	<u>-</u>	<u>-</u>	<u>-</u>	<u>-</u>	<u>-</u>	<u>-</u>	<u>-</u>	<u>-</u>	<u>-</u>	<u>-</u>
Net change in fund balances	6,696	(2,257)	1,000	119,408	(135,133)	(194,826)	7,304	(72,310)	448,038	263,461	(65,204)	103,551
Fund balances (deficits) - beginning of year	186,061	194,014	738,409	649,987	408,987	540,534	1,020,081	1,107,602	3,854,442	4,238,727	1,809,228	2,221,195
Cancellation of purchase orders and other	1,899	7,531	188,314	59,593	(36,895)	74,540	115,653	76,929	262,150	215,521	416,546	(2)
Fund balances (deficits) - end of year	<u>\$ 194,656</u>	<u>\$ 199,288</u>	<u>\$ 927,723</u>	<u>\$ 828,988</u>	<u>\$ 236,959</u>	<u>\$ 420,248</u>	<u>\$ 1,143,038</u>	<u>\$ 1,112,221</u>	<u>\$ 4,564,630</u>	<u>\$ 4,717,709</u>	<u>\$ 2,160,570</u>	<u>\$ 2,324,744</u>

**Marion County, Indiana**  
**(A Component Unit of the Consolidated City of Indianapolis - Marion County)**  
**Schedule of Revenues, Expenditures and Changes in Fund Balances -**  
**Nonmajor Special Revenue Funds - Budget and Actual**  
**(Budgetary Basis) (Continued)**  
**For the Year Ended December 31, 2022**

	Prosecutor's Diversion		Law Enforcement		Guardian Ad Litem		County Misdemeanant		Alcohol and Drug Services		Home Detention	
	Final Budget	Actual	Final Budget	Actual	Final Budget	Actual	Final Budget	Actual	Final Budget	Actual	Final Budget	Actual
<b>Revenues</b>												
Taxes	\$ -	\$ -	\$ -	\$ -	\$ -	\$ -	\$ -	\$ -	\$ -	\$ -	\$ -	\$ -
Intergovernmental	-	-	-	-	-	-	582,583	582,583	-	-	149,904	57,275
Interest	-	-	-	-	-	-	-	-	-	-	-	-
Charges for services	222,240	279,148	-	-	1,474,125	1,413,864	-	-	360,000	394,958	1,683,500	2,454,113
Traffic violations and court fees	-	-	-	-	-	-	-	-	-	-	-	-
Miscellaneous	-	-	-	-	-	-	-	-	-	-	49,596	45,382
Total revenues	<u>222,240</u>	<u>279,148</u>	<u>-</u>	<u>-</u>	<u>1,474,125</u>	<u>1,413,864</u>	<u>582,583</u>	<u>582,583</u>	<u>360,000</u>	<u>394,958</u>	<u>1,883,000</u>	<u>2,556,770</u>
<b>Expenditures</b>												
Current												
General government	317,015	313,524	1,763,979	716,468	7,280,000	7,280,000	-	-	360,000	360,000	2,000,500	1,987,737
Public safety	-	-	20,000	20,000	-	-	578,725	578,070	-	-	1,478,665	1,457,580
Culture and recreation	-	-	-	-	-	-	-	-	-	-	-	-
Capital outlays	-	-	9,237	-	-	-	-	-	-	-	-	-
Total expenditures	<u>317,015</u>	<u>313,524</u>	<u>1,793,216</u>	<u>736,468</u>	<u>7,280,000</u>	<u>7,280,000</u>	<u>578,725</u>	<u>578,070</u>	<u>360,000</u>	<u>360,000</u>	<u>3,479,165</u>	<u>3,445,317</u>
<b>Excess (Deficiency) of Revenues Over (Under) Expenditures</b>	<u>(94,775)</u>	<u>(34,376)</u>	<u>(1,793,216)</u>	<u>(736,468)</u>	<u>(5,805,875)</u>	<u>(5,866,136)</u>	<u>3,858</u>	<u>4,513</u>	<u>-</u>	<u>34,958</u>	<u>(1,596,165)</u>	<u>(888,547)</u>
<b>Other Financing Sources (Uses)</b>												
Transfers in	-	-	919,692	179,230	5,827,475	2,915,681	-	-	-	-	1,520,500	445,000
Transfers out	-	-	-	-	-	-	-	-	-	-	-	-
Total other financing sources (uses)	<u>-</u>	<u>-</u>	<u>919,692</u>	<u>179,230</u>	<u>5,827,475</u>	<u>2,915,681</u>	<u>-</u>	<u>-</u>	<u>-</u>	<u>-</u>	<u>1,520,500</u>	<u>445,000</u>
Net change in fund balances	(94,775)	(34,376)	(873,524)	(557,238)	21,600	(2,950,455)	3,858	4,513	-	34,958	(75,665)	(443,547)
Fund balances (deficits) - beginning of year	398,958	454,575	-	964,594	120,868	126,557	636,846	648,674	294,937	622,456	1,657,919	1,734,535
Cancellation of purchase orders and other	168,459	21,173	901,568	(856,749)	21,071	2,982,467	11,527	1	431,596	29,227	380,264	476,862
Fund balances (deficits) - end of year	<u>\$ 472,642</u>	<u>\$ 441,372</u>	<u>\$ 28,044</u>	<u>\$ (449,393)</u>	<u>\$ 163,539</u>	<u>\$ 158,569</u>	<u>\$ 652,231</u>	<u>\$ 653,188</u>	<u>\$ 726,533</u>	<u>\$ 686,641</u>	<u>\$ 1,962,518</u>	<u>\$ 1,767,850</u>

**Marion County, Indiana**  
**(A Component Unit of the Consolidated City of Indianapolis - Marion County)**  
**Schedule of Revenues, Expenditures and Changes in Fund Balances -**  
**Nonmajor Special Revenue Funds - Budget and Actual**  
**(Budgetary Basis) (Continued)**  
**For the Year Ended December 31, 2022**

	County Auditor's Ineligible Deductions		Law Enforcement Equitable Sharing		Local Emergency Planning		State Grant		MC Sheriff Medical Care for Inmates	
	Final Budget	Actual	Final Budget	Actual	Final Budget	Actual	Final Budget	Actual	Final Budget	Actual
<b>Revenues</b>										
Taxes	\$ 27,500	\$ 149,140	\$ -	\$ -	\$ -	\$ -	\$ -	\$ -	\$ -	\$ -
Intergovernmental	-	-	-	-	-	-	12,594,526	12,939,554	-	-
Interest	-	-	-	-	-	-	-	-	-	-
Charges for services	-	-	-	-	-	-	-	-	6,924	8,521
Traffic violations and court fees	-	-	-	-	-	-	-	-	-	-
Miscellaneous	-	-	-	-	110,000	103,743	-	-	-	-
Total revenues	<u>27,500</u>	<u>149,140</u>	<u>-</u>	<u>-</u>	<u>110,000</u>	<u>103,743</u>	<u>12,594,526</u>	<u>12,939,554</u>	<u>6,924</u>	<u>8,521</u>
<b>Expenditures</b>										
Current										
General government	403,525	399,253	208,280	113,071	110,000	49,824	6,508,859	3,622,468	-	-
Public safety	-	-	11,320	11,320	-	-	7,761,925	7,183,632	18,314,401	18,314,401
Culture and recreation	-	-	-	-	-	-	-	-	-	-
Capital outlays	23,000	-	89,194	59,939	-	-	32,500	254	-	-
Total expenditures	<u>426,525</u>	<u>399,253</u>	<u>308,794</u>	<u>184,330</u>	<u>110,000</u>	<u>49,824</u>	<u>14,303,284</u>	<u>10,806,354</u>	<u>18,314,401</u>	<u>18,314,401</u>
<b>Excess (Deficiency) of Revenues Over (Under) Expenditures</b>	<u>(399,025)</u>	<u>(250,113)</u>	<u>(308,794)</u>	<u>(184,330)</u>	<u>-</u>	<u>53,919</u>	<u>(1,708,758)</u>	<u>2,133,200</u>	<u>(18,307,477)</u>	<u>(18,305,880)</u>
<b>Other Financing Sources (Uses)</b>										
Transfers in	-	-	1,184,598	142,755	-	-	-	1,285,843	18,615,477	8,998,142
Transfers out	-	-	-	-	-	-	-	(583,699)	-	-
Total other financing sources (uses)	<u>-</u>	<u>-</u>	<u>1,184,598</u>	<u>142,755</u>	<u>-</u>	<u>-</u>	<u>-</u>	<u>702,144</u>	<u>18,615,477</u>	<u>8,998,142</u>
Net change in fund balances	(399,025)	(250,113)	875,804	(41,575)	-	53,919	(1,708,758)	2,835,344	308,000	(9,307,738)
Fund balances (deficits) - beginning of year	1,675,486	1,983,191	649	85,753	277,890	285,520	-	-	-	-
Cancellation of purchase orders and other	453,934	1,941	(862,347)	(37,580)	74,995	35,481	1,708,758	2,703,252	(308,000)	9,307,738
Fund balances (deficits) - end of year	<u>\$ 1,730,395</u>	<u>\$ 1,735,019</u>	<u>\$ 14,106</u>	<u>\$ 6,598</u>	<u>\$ 352,885</u>	<u>\$ 374,920</u>	<u>\$ -</u>	<u>\$ 5,538,596</u>	<u>\$ -</u>	<u>\$ -</u>

**Marion County, Indiana**  
**(A Component Unit of the Consolidated City of Indianapolis - Marion County)**  
**Schedule of Revenues, Expenditures and Changes in Fund Balances -**  
**Nonmajor Special Revenue Funds - Budget and Actual**  
**(Budgetary Basis) (Continued)**  
**For the Year Ended December 31, 2022**

	Deferral Program Fees		County Drug Free Community		County Elected Officials' Training		Other - Supplemental Public Defender Fee		Enhanced Access		Sheriff's Civil Division Fees	
	Final Budget	Actual	Final Budget	Actual	Final Budget	Actual	Final Budget	Actual	Final Budget	Actual	Final Budget	Actual
<b>Revenues</b>												
Taxes	\$ -	\$ -	\$ -	\$ -	\$ -	\$ -	\$ -	\$ -	\$ -	\$ -	\$ -	\$ -
Intergovernmental	-	-	30,000	-	-	-	-	-	-	-	-	-
Interest	-	-	-	-	-	-	-	-	-	-	-	-
Charges for services	753,725	740,827	300,000	246,813	72,696	63,743	160,000	100,698	184,784	197,096	331,237	108,027
Traffic violations and court fees	-	-	-	-	-	-	-	-	-	-	-	-
Miscellaneous	-	-	-	-	-	-	-	-	-	-	-	-
Total revenues	<u>753,725</u>	<u>740,827</u>	<u>330,000</u>	<u>246,813</u>	<u>72,696</u>	<u>63,743</u>	<u>160,000</u>	<u>100,698</u>	<u>184,784</u>	<u>197,096</u>	<u>331,237</u>	<u>108,027</u>
<b>Expenditures</b>												
Current												
General government	1,391,348	663,027	30,000	3,908	29,000	11,628	125,400	46,439	250,000	206,854	-	-
Public safety	-	-	-	-	-	-	-	-	-	-	200,000	200,000
Culture and recreation	-	-	-	-	-	-	-	-	-	-	-	-
Capital outlays	15,000	-	-	-	-	-	-	-	-	-	-	-
Total expenditures	<u>1,406,348</u>	<u>663,027</u>	<u>30,000</u>	<u>3,908</u>	<u>29,000</u>	<u>11,628</u>	<u>125,400</u>	<u>46,439</u>	<u>250,000</u>	<u>206,854</u>	<u>200,000</u>	<u>200,000</u>
<b>Excess (Deficiency) of Revenues Over (Under) Expenditures</b>	<u>(652,623)</u>	<u>77,800</u>	<u>300,000</u>	<u>242,905</u>	<u>43,696</u>	<u>52,115</u>	<u>34,600</u>	<u>54,259</u>	<u>(65,216)</u>	<u>(9,758)</u>	<u>131,237</u>	<u>(91,973)</u>
<b>Other Financing Sources (Uses)</b>												
Transfers in	-	-	-	-	-	-	-	-	-	-	-	-
Transfers out	-	-	(300,000)	(237,528)	-	-	-	-	-	-	-	-
Total other financing sources (uses)	<u>-</u>	<u>-</u>	<u>(300,000)</u>	<u>(237,528)</u>	<u>-</u>	<u>-</u>	<u>-</u>	<u>-</u>	<u>-</u>	<u>-</u>	<u>-</u>	<u>-</u>
Net change in fund balances	(652,623)	77,800	-	5,377	43,696	52,115	34,600	54,259	(65,216)	(9,758)	131,237	(91,973)
Fund balances (deficits) - beginning of year	1,773,263	2,045,771	-	(1,779)	691,863	715,418	205,610	306,290	739,861	777,868	(17,463)	(143,679)
Cancellation of purchase orders and other	332,258	38,520	-	17,063	17,500	7,531	89,718	30,690	27,372	22,108	(373,406)	1
Fund balances (deficits) - end of year	<u>\$ 1,452,898</u>	<u>\$ 2,162,091</u>	<u>\$ -</u>	<u>\$ 20,661</u>	<u>\$ 753,059</u>	<u>\$ 775,064</u>	<u>\$ 329,928</u>	<u>\$ 391,239</u>	<u>\$ 702,017</u>	<u>\$ 790,218</u>	<u>\$ (259,632)</u>	<u>\$ (235,651)</u>

**Marion County, Indiana**  
**(A Component Unit of the Consolidated City of Indianapolis - Marion County)**  
**Schedule of Revenues, Expenditures and Changes in Fund Balances -**  
**Nonmajor Special Revenue Funds - Budget and Actual**  
**(Budgetary Basis) (Continued)**  
**For the Year Ended December 31, 2022**

	Endorsement Fee		County Sales Disclosure		MECA Emergency Communication		Commissioner & Guardian Ad Litem		Other - County Grants		Other - Marion Superior Court Equipment	
	Final Budget	Actual	Final Budget	Actual	Final Budget	Actual	Final Budget	Actual	Final Budget	Actual	Final Budget	Actual
<b>Revenues</b>												
Taxes	\$ -	\$ -	\$ -	\$ -	\$ 11,900,000	\$ 11,900,000	\$ -	\$ -	\$ -	\$ -	\$ -	\$ -
Intergovernmental	-	-	-	-	330,000	329,819	-	-	8,500	-	-	-
Interest	-	-	-	-	-	5,303	-	-	-	-	-	-
Charges for services	423,240	411,530	277,680	261,435	7,806,404	7,210,870	1,320,000	1,206,897	-	-	4,020	-
Traffic violations and court fees	-	-	-	-	-	-	-	-	-	-	-	-
Miscellaneous	-	-	-	-	-	52,552	-	-	-	-	8,640	101,443
Total revenues	423,240	411,530	277,680	261,435	20,036,404	19,498,544	1,320,000	1,206,897	8,500	-	12,660	101,443
<b>Expenditures</b>												
Current												
General government	423,243	306,633	256,472	249,008	-	-	-	-	30,900	14,716	55,000	-
Public safety	-	-	-	-	22,324,801	21,556,639	-	-	-	-	-	-
Culture and recreation	-	-	-	-	-	-	-	-	-	-	-	-
Capital outlays	-	-	-	-	466,600	372,724	-	-	1,000	-	7,500	-
Total expenditures	423,243	306,633	256,472	249,008	22,791,401	21,929,363	-	-	31,900	14,716	62,500	-
<b>Excess (Deficiency) of Revenues Over (Under) Expenditures</b>	(3)	104,897	21,208	12,427	(2,754,997)	(2,430,819)	1,320,000	1,206,897	(23,400)	(14,716)	(49,840)	101,443
<b>Other Financing Sources (Uses)</b>												
Transfers in	-	-	-	-	1,240,000	-	-	-	-	2,383	-	-
Transfers out	-	-	-	-	-	-	(1,320,000)	(1,504,012)	-	-	-	-
Total other financing sources (uses)	-	-	-	-	1,240,000	-	(1,320,000)	(1,504,012)	-	2,383	-	-
Net change in fund balances	(3)	104,897	21,208	12,427	(1,514,997)	(2,430,819)	-	(297,115)	(23,400)	(12,333)	(49,840)	101,443
Fund balances (deficits) - beginning of year	1,071,589	1,098,619	489,584	485,220	1,550,499	2,198,742	396,144	882,845	-	1,709	175,420	235,838
Cancellation of purchase orders and other	100,201	41,720	34,003	30,321	978,352	627,895	(396,144)	(585,730)	23,400	16,920	194,893	2,252
Fund balances (deficits) - end of year	\$ 1,171,787	\$ 1,245,236	\$ 544,795	\$ 527,968	\$ 1,013,854	\$ 395,818	\$ -	\$ -	\$ -	\$ 6,296	\$ 320,473	\$ 339,533

**Marion County, Indiana**  
**(A Component Unit of the Consolidated City of Indianapolis - Marion County)**  
**Schedule of Revenues, Expenditures and Changes in Fund Balances -**  
**Nonmajor Special Revenue Funds - Budget and Actual**  
**(Budgetary Basis) (Continued)**  
**For the Year Ended December 31, 2022**

	Other - Section 102 HAVA Reimbursement		Other - Sheriff's Continuing Education		Other - Jury Pay		Other - Juvenile Probation		Other - County Extradition	
	Final Budget	Actual	Final Budget	Actual	Final Budget	Actual	Final Budget	Actual	Final Budget	Actual
<b>Revenues</b>										
Taxes	\$ -	\$ -	\$ -	\$ -	\$ -	\$ -	\$ -	\$ -	\$ -	\$ -
Intergovernmental	50,000	-	-	-	-	-	-	-	-	-
Interest	-	-	-	-	-	-	-	-	-	-
Charges for services	-	-	1,550	6,046	97,000	80,168	2,000	1,938	-	8,500
Traffic violations and court fees	-	-	-	-	-	-	-	-	-	-
Miscellaneous	-	-	-	-	-	-	-	-	-	-
Total revenues	50,000	-	1,550	6,046	97,000	80,168	2,000	1,938	-	8,500
<b>Expenditures</b>										
Current										
General government	20,000	-	-	-	75,000	74,995	-	-	-	-
Public safety	-	-	12,000	12,000	-	-	-	-	-	-
Culture and recreation	-	-	-	-	-	-	-	-	-	-
Capital outlays	30,000	-	-	-	-	-	-	-	-	-
Total expenditures	50,000	-	12,000	12,000	75,000	74,995	-	-	-	-
<b>Excess (Deficiency) of Revenues Over (Under) Expenditures</b>	-	-	(10,450)	(5,954)	22,000	5,173	2,000	1,938	-	8,500
<b>Other Financing Sources (Uses)</b>										
Transfers in	-	-	-	-	-	-	-	-	-	-
Transfers out	-	-	-	-	-	-	-	-	-	-
Total other financing sources (uses)	-	-	-	-	-	-	-	-	-	-
Net change in fund balances	-	-	(10,450)	(5,954)	22,000	5,173	2,000	1,938	-	8,500
Fund balances (deficits) - beginning of year	37,737	45,402	36,184	38,651	164,304	150,811	110,613	120,700	-	18,760
Cancellation of purchase orders and other	(10,514)	-	5,374	2	(21,804)	36,207	11,350	923	-	3,174
Fund balances (deficits) - end of year	\$ 27,223	\$ 45,402	\$ 31,108	\$ 32,699	\$ 164,500	\$ 192,191	\$ 123,963	\$ 123,561	\$ -	\$ 30,434

**Marion County, Indiana**  
**(A Component Unit of the Consolidated City of Indianapolis - Marion County)**  
**Schedule of Revenues, Expenditures and Changes in Fund Balances -**  
**Nonmajor Special Revenue Funds - Budget and Actual**  
**(Budgetary Basis) (Continued)**  
**For the Year Ended December 31, 2022**

	Other - Alt Dispute Resolution		Other - Drug Treatment Diversion		Other - County Sex & Violent Offender Administration		Other - County Offender Transportation	
	Final Budget	Actual	Final Budget	Actual	Final Budget	Actual	Final Budget	Actual
<b>Revenues</b>								
Taxes	\$ -	\$ -	\$ -	\$ -	\$ -	\$ -	\$ -	\$ -
Intergovernmental	-	-	-	-	-	-	-	-
Interest	-	-	-	-	-	-	-	-
Charges for services	68,500	76,020	18,500	13,399	3,810	2,386	-	8,474
Traffic violations and court fees	-	-	-	-	-	-	-	-
Miscellaneous	-	-	-	-	-	-	-	-
Total revenues	<u>68,500</u>	<u>76,020</u>	<u>18,500</u>	<u>13,399</u>	<u>3,810</u>	<u>2,386</u>	<u>-</u>	<u>8,474</u>
<b>Expenditures</b>								
Current								
General government	65,586	15,000	50,000	3,000	-	-	-	-
Public safety	-	-	-	-	15,000	15,000	-	-
Culture and recreation	-	-	-	-	-	-	-	-
Capital outlays	-	-	-	-	-	-	-	-
Total expenditures	<u>65,586</u>	<u>15,000</u>	<u>50,000</u>	<u>3,000</u>	<u>15,000</u>	<u>15,000</u>	<u>-</u>	<u>-</u>
<b>Excess (Deficiency) of Revenues Over (Under) Expenditures</b>	<u>2,914</u>	<u>61,020</u>	<u>(31,500)</u>	<u>10,399</u>	<u>(11,190)</u>	<u>(12,614)</u>	<u>-</u>	<u>8,474</u>
<b>Other Financing Sources (Uses)</b>								
Transfers in	-	-	-	-	-	-	-	-
Transfers out	-	-	-	-	-	-	-	-
Total other financing sources (uses)	<u>-</u>	<u>-</u>	<u>-</u>	<u>-</u>	<u>-</u>	<u>-</u>	<u>-</u>	<u>-</u>
Net change in fund balances	2,914	61,020	(31,500)	10,399	(11,190)	(12,614)	-	8,474
Fund balances (deficits) - beginning of year	186,447	176,512	97,823	144,585	35,775	60,095	-	66,577
Cancellation of purchase orders and other	<u>6,437</u>	<u>5,955</u>	<u>46,601</u>	<u>720</u>	<u>23,371</u>	<u>3</u>	<u>-</u>	<u>319</u>
Fund balances (deficits) - end of year	<u>\$ 195,798</u>	<u>\$ 243,487</u>	<u>\$ 112,924</u>	<u>\$ 155,704</u>	<u>\$ 47,956</u>	<u>\$ 47,484</u>	<u>\$ -</u>	<u>\$ 75,370</u>

**Marion County, Indiana**  
**(A Component Unit of the Consolidated City of Indianapolis - Marion County)**  
**Schedule of Expenditures by Character -**  
**Special Revenue Funds - Budget and Actual**  
**(Budgetary Basis)**  
**For the Year Ended December 31, 2022**

Department and Division	Fund	Final Budget	Actual	Variance
Prosecuting Attorney	Law Enforcement			
Personal services		\$ 517,073	\$ 515,271	\$ 1,802
Supplies		88,600	59,247	29,353
Other services and charges		1,082,500	141,950	940,550
Capital outlay		85,043	-	85,043
Total		<u>1,773,216</u>	<u>716,468</u>	<u>1,056,748</u>
Prosecuting Attorney	Law Enforcement Equitable Sharing			
Supplies		50,000	15,258	34,742
Other services and charges		158,280	96,503	61,777
Capital outlay		89,194	61,249	27,945
Total		<u>297,474</u>	<u>173,010</u>	<u>124,464</u>
Prosecuting Attorney	Prosecutor's Diversion			
Personal services		317,015	313,524	3,491
Total		<u>317,015</u>	<u>313,524</u>	<u>3,491</u>
Prosecuting Attorney	County Drug Free Community			
Other services and charges		30,000	3,908	26,092
Total		<u>30,000</u>	<u>3,908</u>	<u>26,092</u>
Prosecuting Attorney	Public Safety Income Tax Fund			
Personal services		2,966,646	2,966,646	-
Total		<u>2,966,646</u>	<u>2,966,646</u>	<u>-</u>
Prosecuting Attorney	Deferral Program Fees			
Personal services		904,348	247,553	656,795
Supplies		26,500	20,569	5,931
Other services and charges		460,500	394,905	65,595
Capital outlay		15,000	-	15,000
Total		<u>1,406,348</u>	<u>663,027</u>	<u>743,321</u>
Prosecuting Attorney	Federal Grants			
Personal services		2,422,064	1,507,228	914,836
Supplies		75,000	1,180	73,820
Other services and charges		60,000	7,112	52,888
Capital outlay		60,000	2,784	57,216
Total		<u>2,617,064</u>	<u>1,518,304</u>	<u>1,098,760</u>
Prosecuting Attorney	State Grants			
Personal services		825,478	658,730	166,748
Supplies		25,000	3,257	21,743
Other services and charges		132,500	126,897	5,603
Capital outlay		30,000	254	29,746
Total		<u>1,012,978</u>	<u>789,138</u>	<u>223,840</u>
Total - Prosecuting Attorney		<u>\$ 10,420,741</u>	<u>\$ 7,144,025</u>	<u>\$ 3,276,716</u>
Forensic Services	Federal Grants			
Personal services		\$ 827,813	\$ 224,629	\$ 603,184
Supplies		1,126,831	235,445	891,386
Other services and charges		766,441	222,191	544,250
Capital outlay		392,000	142,366	249,634
Total		<u>3,113,085</u>	<u>824,631</u>	<u>2,288,454</u>
Forensic Services	State Grants			
Other services and charges		18,000	-	18,000
Total		<u>18,000</u>	<u>-</u>	<u>18,000</u>
Total - Forensic Services		<u>\$ 3,131,085</u>	<u>\$ 824,631</u>	<u>\$ 2,306,454</u>

(Continued)

**Marion County, Indiana**  
**(A Component Unit of the Consolidated City of Indianapolis - Marion County)**  
**Schedule of Expenditures by Character -**  
**Special Revenue Funds - Budget and Actual**  
**(Budgetary Basis) (Continued)**  
**For the Year Ended December 31, 2022**

Department and Division	Fund	Final Budget	Actual	Variance
County Sheriff	Sheriff's Civil Division Fees			
Personal services		\$ 200,000	\$ 200,000	\$ -
Total		<u>200,000</u>	<u>200,000</u>	<u>-</u>
County Sheriff	Other - County Sex and Violent Offender Admin			
Other services and charges		15,000	15,000	-
Total		<u>15,000</u>	<u>15,000</u>	<u>-</u>
County Sheriff	Other - Sheriff's Continuing Education			
Other services and charges		12,000	12,000	-
Total		<u>12,000</u>	<u>12,000</u>	<u>-</u>
County Sheriff	Law Enforcement			
Other services and charges		20,000	20,000	-
Total		<u>20,000</u>	<u>20,000</u>	<u>-</u>
County Sheriff	Law Enforcement Equitable Sharing			
Other services and charges		11,320	11,320	-
Total		<u>11,320</u>	<u>11,320</u>	<u>-</u>
County Sheriff	MC Sheriff Medical Care for Inmates			
Other services and charges		18,314,401	18,314,401	-
Total		<u>18,314,401</u>	<u>18,314,401</u>	<u>-</u>
County Sheriff	Public Safety Income Tax Fund			
Personal services		35,974,375	35,974,375	-
Total		<u>35,974,375</u>	<u>35,974,375</u>	<u>-</u>
County Sheriff	County Misdemeanant			
Supplies		331,541	331,275	266
Other services and charges		188,929	188,540	389
Total		<u>520,470</u>	<u>519,815</u>	<u>655</u>
County Sheriff	Federal Grants			
Personal services		179,122	179,073	49
Supplies		125,000	124,297	703
Other services and charges		477,346	476,022	1,324
Capital outlay		25,000	-	25,000
Total		<u>806,468</u>	<u>779,392</u>	<u>27,076</u>
County Sheriff	State Grants			
Personal services		339,738	266,266	73,472
Supplies		6,400	2,141	4,259
Other services and charges		28,140	28,140	-
Capital outlay		1,500	-	1,500
Total		<u>375,778</u>	<u>296,547</u>	<u>79,231</u>
Total - County Sheriff		<u>\$ 56,249,812</u>	<u>\$ 56,142,850</u>	<u>\$ 106,962</u>

(Continued)

**Marion County, Indiana**  
**(A Component Unit of the Consolidated City of Indianapolis - Marion County)**  
**Schedule of Expenditures by Character -**  
**Special Revenue Funds - Budget and Actual**  
**(Budgetary Basis) (Continued)**  
**For the Year Ended December 31, 2022**

Department and Division	Fund	Final Budget	Actual	Variance
Community Corrections	Public Safety Income Tax Fund			
Personal services		\$ 2,097,948	\$ 2,097,948	\$ -
Total		<u>2,097,948</u>	<u>2,097,948</u>	<u>-</u>
Community Corrections	County Misdemeanant			
Personal services		58,255	58,255	-
Total		<u>58,255</u>	<u>58,255</u>	<u>-</u>
Community Corrections	Home Detention			
Personal services		773,665	768,113	5,552
Other services and charges		705,000	689,468	15,532
Total		<u>1,478,665</u>	<u>1,457,581</u>	<u>21,084</u>
Community Corrections	Federal Grants			
Personal services		192,449	90,009	102,440
Other services and charges		95,000	-	95,000
Total		<u>287,449</u>	<u>90,009</u>	<u>197,440</u>
Community Corrections	State Grants			
Personal services		5,155,973	5,047,937	108,036
Supplies		25,000	24,894	106
Other services and charges		2,188,674	1,814,250	374,424
Total		<u>7,369,647</u>	<u>6,887,081</u>	<u>482,566</u>
Total - Community Corrections		<u>\$ 11,291,964</u>	<u>\$ 10,590,874</u>	<u>\$ 701,090</u>
Marion County Superior Court	Adult Probation			
Personal services		\$ 600,000	\$ 600,000	\$ -
Total		<u>600,000</u>	<u>600,000</u>	<u>-</u>
Marion County Superior Court	Other - Marion Superior Court Equipment			
Other services and charges		55,000	-	55,000
Capital outlay		7,500	-	7,500
Total		<u>62,500</u>	<u>-</u>	<u>62,500</u>
Marion County Superior Court	Guardian Ad Litem			
Other services and charges		7,280,000	7,280,000	-
Total		<u>7,280,000</u>	<u>7,280,000</u>	<u>-</u>
Marion County Superior Court	Other - Alt Dispute Resolution			
Personal services		50,586	-	50,586
Other services and charges		15,000	15,000	-
Total		<u>65,586</u>	<u>15,000</u>	<u>50,586</u>
Marion County Superior Court	Alcohol and Drug Services			
Personal services		360,000	360,000	-
Total		<u>360,000</u>	<u>360,000</u>	<u>-</u>

(Continued)

**Marion County, Indiana**  
**(A Component Unit of the Consolidated City of Indianapolis - Marion County)**  
**Schedule of Expenditures by Character -**  
**Special Revenue Funds - Budget and Actual**  
**(Budgetary Basis) (Continued)**  
**For the Year Ended December 31, 2022**

Department and Division	Fund	Final Budget	Actual	Variance
Marion County Superior Court	Public Safety Income Tax Fund			
Personal services		15,948,486	15,948,486	-
Total		<u>15,948,486</u>	<u>15,948,486</u>	<u>-</u>
Marion County Superior Court	Other - Jury Pay			
Other services and charges		75,000	74,995	5
Total		<u>75,000</u>	<u>74,995</u>	<u>5</u>
Marion County Superior Court	Other - Drug Treatment Diversion			
Personal services		20,000	-	20,000
Other services and charges		30,000	3,000	27,000
Total		<u>50,000</u>	<u>3,000</u>	<u>47,000</u>
Marion County Superior Court	Home Detention			
Personal services		146,263	136,294	9,969
Supplies		1,200	1,165	35
Other services and charges		1,853,037	1,850,277	2,760
Total		<u>2,000,500</u>	<u>1,987,736</u>	<u>12,764</u>
Marion County Superior Court	Federal Grants			
Personal services		1,415,874	157,300	1,258,574
Supplies		14,190	2,472	11,718
Other services and charges		1,085,254	510,691	574,563
Capital outlay		24,000	22,630	1,370
Total		<u>2,539,318</u>	<u>693,093</u>	<u>1,846,225</u>
Marion County Superior Court	State Grants			
Personal services		2,426,989	1,687,493	739,496
Supplies		21,420	15,580	5,840
Other services and charges		1,354,758	959,961	394,797
Capital outlay		1,000	-	1,000
Total		<u>3,804,167</u>	<u>2,663,034</u>	<u>1,141,133</u>
Marion County Superior Court	Other - County Grants			
Supplies		10,900	10,383	517
Other services and charges		5,000	-	5,000
Capital outlay		1,000	-	1,000
Total		<u>16,900</u>	<u>10,383</u>	<u>6,517</u>
Total - Marion County Superior Court		<u>\$ 32,802,457</u>	<u>\$ 29,635,727</u>	<u>\$ 3,166,730</u>

(Continued)

**Marion County, Indiana**  
**(A Component Unit of the Consolidated City of Indianapolis - Marion County)**  
**Schedule of Expenditures by Character -**  
**Special Revenue Funds - Budget and Actual**  
**(Budgetary Basis) (Continued)**  
**For the Year Ended December 31, 2022**

Department and Division	Fund	Final Budget	Actual	Variance
County Auditor	County Auditor's Ineligible Deductions			
Personal services		\$ 182,775	\$ 182,775	\$ -
Supplies		20,750	16,478	4,272
Other services and charges		200,000	200,000	-
Capital outlay		23,000	-	23,000
Total		<u>426,525</u>	<u>399,253</u>	<u>27,272</u>
County Auditor	County Elected Officials' Training			
Other services and charges		10,000	-	10,000
Total		<u>10,000</u>	<u>-</u>	<u>10,000</u>
County Auditor	County Elected Officials' Training			
Other services and charges		116,610	-	116,610
Total		<u>116,610</u>	<u>-</u>	<u>116,610</u>
County Auditor	Local Emergency Planning			
Other services and charges		110,000	49,824	60,176
Total		<u>110,000</u>	<u>49,824</u>	<u>60,176</u>
Total - County Auditor		<u>\$ 663,135</u>	<u>\$ 449,077</u>	<u>\$ 214,058</u>
Clerk of the Circuit Court	Clerk's Record Perpetuation			
Personal services		\$ 398,529	\$ 398,529	\$ -
Supplies		30,000	22,339	7,661
Other services and charges		504,604	491,737	12,867
Capital outlay		1,000	225	775
Total		<u>934,133</u>	<u>912,830</u>	<u>21,303</u>
Total - Clerk of the Circuit Court		<u>\$ 934,133</u>	<u>\$ 912,830</u>	<u>\$ 21,303</u>
County Election Board	Other - Section 102 HAVA Reimbursement			
Supplies		\$ 20,000	\$ -	\$ 20,000
Capital outlay		30,000	-	30,000
Total		<u>50,000</u>	<u>-</u>	<u>50,000</u>
Total - County Election Board		<u>\$ 50,000</u>	<u>\$ -</u>	<u>\$ 50,000</u>

(Continued)

**Marion County, Indiana**  
**(A Component Unit of the Consolidated City of Indianapolis - Marion County)**  
**Schedule of Expenditures by Character -**  
**Special Revenue Funds - Budget and Actual**  
**(Budgetary Basis) (Continued)**  
**For the Year Ended December 31, 2022**

Department and Division	Fund	Final Budget	Actual	Variance
County Coroner	Federal Grants			
Personal services		\$ 266,054	\$ 3,747	\$ 262,307
Supplies		40,000	2,376	37,624
Other services and charges		1,700,730	1,015,142	685,588
Capital outlay		185,000	184,800	200
Total		<u>2,191,784</u>	<u>1,206,065</u>	<u>985,719</u>
County Coroner	State Grants			
Personal services		283,357	7,511	275,846
Supplies		154,500	-	154,500
Other services and charges		1,000,400	-	1,000,400
Total		<u>1,438,257</u>	<u>7,511</u>	<u>1,430,746</u>
Total - County Coroner		<u>\$ 3,630,041</u>	<u>\$ 1,213,576</u>	<u>\$ 2,416,465</u>
County Recorder	County Elected Officials' Training			
Other services and charges		\$ 8,000	\$ 972	\$ 7,028
Total		<u>8,000</u>	<u>972</u>	<u>7,028</u>
County Recorder	Identification Security Protection			
Other services and charges		66,000	66,000	-
Total		<u>66,000</u>	<u>66,000</u>	<u>-</u>
County Recorder	County Records Perpetuation			
Personal services		944,912	877,794	67,118
Supplies		5,415	4,545	870
Other services and charges		756,783	682,749	74,034
Capital outlay		7,088	-	7,088
Total		<u>1,714,198</u>	<u>1,565,088</u>	<u>149,110</u>
Total - County Recorder		<u>\$ 1,788,198</u>	<u>\$ 1,632,060</u>	<u>\$ 156,138</u>
County Treasurer	County Elected Officials' Training			
Other services and charges		\$ 5,000	\$ 4,656	\$ 344
Total		<u>5,000</u>	<u>4,656</u>	<u>344</u>
Total - County Treasurer		<u>\$ 5,000</u>	<u>\$ 4,656</u>	<u>\$ 344</u>
County Surveyor	County Elected Officials' Training			
Other services and charges		\$ 6,000	\$ 6,000	\$ -
Total		<u>6,000</u>	<u>6,000</u>	<u>-</u>
County Surveyor	Surveyor's Corner Perpetuation			
Personal services		596,032	595,334	698
Supplies		8,050	7,789	261
Other services and charges		131,262	129,406	1,856
Capital outlay		5,000	906	4,094
Total		<u>740,344</u>	<u>733,435</u>	<u>6,909</u>
Total - County Surveyor		<u>\$ 746,344</u>	<u>\$ 739,435</u>	<u>\$ 6,909</u>
Information Services Agency	Enhanced Access			
Other services and charges		\$ 34,000	\$ 15,650	\$ 18,350
Capital outlay		216,000	191,204	24,796
Total		<u>250,000</u>	<u>206,854</u>	<u>43,146</u>
Total - Information Services Agency		<u>\$ 250,000</u>	<u>\$ 206,854</u>	<u>\$ 43,146</u>

(Continued)

**Marion County, Indiana**  
**(A Component Unit of the Consolidated City of Indianapolis - Marion County)**  
**Schedule of Expenditures by Character -**  
**Special Revenue Funds - Budget and Actual**  
**(Budgetary Basis) (Continued)**  
**For the Year Ended December 31, 2022**

Department and Division	Fund	Final Budget	Actual	Variance
County Assessor	Property Reassessment			
Personal services		\$ 1,523,269	\$ 1,487,531	\$ 35,738
Other services and charges		469,465	404,529	64,936
Total		<u>1,992,734</u>	<u>1,892,060</u>	<u>100,674</u>
County Assessor	Endorsement Fee			
Other services and charges		306,633	306,633	-
Total		<u>306,633</u>	<u>306,633</u>	<u>-</u>
County Assessor	County Sales Disclosure			
Personal services		238,577	231,113	7,464
Other services and charges		17,895	17,895	-
Total		<u>256,472</u>	<u>249,008</u>	<u>7,464</u>
Total - County Assessor		<u>\$ 2,555,839</u>	<u>\$ 2,447,701</u>	<u>\$ 108,138</u>
Marion County Public Defender Agency	Other Supplemental Public Defender Fee			
Other services and charges		\$ 125,400	\$ 46,439	\$ 78,961
Total		<u>125,400</u>	<u>46,439</u>	<u>78,961</u>
Marion County Public Defender Agency	Federal Grants			
Personal services		130,000	87,002	42,998
Supplies		10,000	1,300	8,700
Other services and charges		360,000	338,045	21,955
Total		<u>500,000</u>	<u>426,347</u>	<u>73,653</u>
Marion County Public Defender Agency	State Grants			
Personal services		279,457	162,289	117,168
Other services and charges		5,000	754	4,246
Total		<u>284,457</u>	<u>163,043</u>	<u>121,414</u>
Marion County Public Defender Agency	Other - County Grants			
Other services and charges		15,000	4,333	10,667
Total		<u>15,000</u>	<u>4,333</u>	<u>10,667</u>
Total - Marion County Public Defender Agency		<u>\$ 924,857</u>	<u>\$ 640,162</u>	<u>\$ 284,695</u>
Metropolitan Emergency Services Agency	Federal Grants			
Personal services		\$ 75,000	\$ 75,000	\$ -
Total		<u>75,000</u>	<u>75,000</u>	<u>-</u>
Metropolitan Emergency Services Agency	MECA Emergency Communications			
Personal services		14,204,536	13,525,985	\$ 678,551
Supplies		201,805	112,194	89,611
Other services and charges		7,918,460	7,918,460	-
Capital outlay		466,600	372,724	93,876
Total		<u>22,791,401</u>	<u>21,929,363</u>	<u>862,038</u>
Total - Metropolitan Emergency Services Agency		<u>\$ 22,866,401</u>	<u>\$ 22,004,363</u>	<u>\$ 862,038</u>
Non-Departmental	Federal Grants			
Supplies		\$ 100,000	-	\$ 100,000
Other services and charges		200,000	113,938	86,062
Total		<u>300,000</u>	<u>113,938</u>	<u>186,062</u>
Total - Non-Departmental		<u>\$ 300,000</u>	<u>\$ 113,938</u>	<u>\$ 186,062</u>
Total - Special Revenue Funds - by Department and Division		<u>\$ 148,610,007</u>	<u>\$ 134,702,759</u>	<u>\$ 13,907,248</u>

---

## **NONMAJOR GOVERNMENTAL FUNDS**

---

### **DEBT SERVICE FUNDS**

Debt Service Funds are used to account for and report financial resources that are restricted, committed or assigned to expenditures for principal and interest.

COUNTY SINKING—Established to account for the resources devoted to the payment of interest and principal on long-term general obligation debt issued by the County.

CAPITAL IMPROVEMENT SINKING—Established to account for the resources devoted to the payment of interest and principal on long-term debt issued by the County.

CJC LEASE – Established to account for the resources devoted to the payment of interest and principal on CJC financed purchase obligation.

---

**Marion County, Indiana**  
**(A Component Unit of the Consolidated City of Indianapolis - Marion County)**  
**Combining Balance Sheet - Nonmajor Debt Service Funds**  
**December 31, 2022**

	<b>County Sinking</b>	<b>Capital Improvement Sinking</b>	<b>CJC Lease Fund</b>	<b>Total Debt Service</b>
<b>Assets</b>				
Cash and cash equivalents	\$ 9,912	\$ -	\$ 1	\$ 9,913
Investments	869	-	-	869
Total assets	<u>\$ 10,781</u>	<u>\$ -</u>	<u>\$ 1</u>	<u>\$ 10,782</u>
<b>Liabilities and Fund Balances</b>				
<b>Liabilities</b>				
Due to other funds	\$ -	\$ 44,686	\$ -	\$ 44,686
Total liabilities	<u>-</u>	<u>44,686</u>	<u>-</u>	<u>44,686</u>
<b>Fund Balance</b>				
Restricted	10,781	-	1	10,782
Unassigned (deficit)	<u>-</u>	<u>(44,686)</u>	<u>-</u>	<u>(44,686)</u>
Total fund balances (deficit)	<u>10,781</u>	<u>(44,686)</u>	<u>1</u>	<u>(33,904)</u>
Total liabilities and fund balances	<u>\$ 10,781</u>	<u>\$ -</u>	<u>\$ 1</u>	<u>\$ 10,782</u>

**Marion County, Indiana**  
**(A Component Unit of the Consolidated City of Indianapolis - Marion County)**  
**Combining Statement of Revenues, Expenditures and**  
**Changes in Fund Balances - Nonmajor Debt Service Funds**  
**For the Year Ended December 31, 2022**

	<b>County Sinking</b>	<b>Capital Improvement Sinking</b>	<b>CJC Lease Fund</b>	<b>Total Debt Service</b>
<b>Revenues</b>				
Intergovernmental	\$ -	\$ -	\$ 10,782,334	\$ 10,782,334
Total revenues	<u>-</u>	<u>-</u>	<u>10,782,334</u>	<u>10,782,334</u>
<b>Expenditures</b>				
Debt service	-			-
Redemption of notes and financed purchase obligation	-	-	6,437,489	6,437,489
Interest	-	-	31,048,828	31,048,828
Total expenditures	<u>-</u>	<u>-</u>	<u>37,486,317</u>	<u>37,486,317</u>
<b>Excess (Deficiency) of Revenues Over (Under) Expenditures</b>	<u>-</u>	<u>-</u>	<u>(26,703,983)</u>	<u>(26,703,983)</u>
<b>Other Financing Sources (Uses)</b>				
Transfers in	-	-	26,703,984	26,703,984
Total other financing sources (uses)	<u>-</u>	<u>-</u>	<u>26,703,984</u>	<u>26,703,984</u>
Net change in fund balances	-	-	1	1
Fund balances (deficit) - beginning of year	<u>10,781</u>	<u>(44,686)</u>	<u>-</u>	<u>(33,905)</u>
Fund balances (deficit) - end of year	<u>\$ 10,781</u>	<u>\$ (44,686)</u>	<u>\$ 1</u>	<u>\$ (33,904)</u>

**Marion County, Indiana**  
**(A Component Unit of the Consolidated City of Indianapolis - Marion County)**  
**Schedule of Revenues, Expenditures and Changes in Fund Balances -**  
**Nonmajor Debt Service Funds - Budget and Actual**  
**(Budgetary Basis)**  
**For the Year Ended December 31, 2022**

	<b>Debt Service Funds</b>	
	<b>CJC Lease Fund</b>	
	<b>Final Budget</b>	<b>Actual</b>
<b>Revenues</b>		
Intergovernmental	\$ 2,700,000	\$ 6,741,615
Total revenues	<u>2,700,000</u>	<u>6,741,615</u>
<b>Expenditures</b>		
Debt service	<u>37,486,317</u>	<u>37,486,317</u>
Total expenditures	<u>37,486,317</u>	<u>37,486,317</u>
<b>Excess (Deficiency) of Revenues Over (Under) Expenditures</b>	<u>(34,786,317)</u>	<u>(30,744,702)</u>
<b>Other Financing Sources (Uses)</b>		
Transfers in	<u>34,786,317</u>	<u>17,392,263</u>
Total other financing sources (uses)	<u>34,786,317</u>	<u>17,392,263</u>
Net change in fund balances	-	(13,352,439)
Fund balances - beginning of year	-	-
Cancellation of purchase orders and other	-	13,352,440
Fund balances - end of year	<u>\$ -</u>	<u>\$ 1</u>

**Marion County, Indiana**  
**(A Component Unit of the Consolidated City of Indianapolis - Marion County)**  
**Schedule of Expenditures by Character -**  
**Nonmajor Debt Service Funds - Budget and Actual**  
**(Budgetary Basis)**  
**For the Year Ended December 31, 2022**

<u>Department and Division</u>	<u>Fund</u>	<u>Final Budget</u>	<u>Actual</u>	<u>Variance</u>
Non-Departmental	CJC Lease Fund			
Other services and charges		\$ 37,486,317	\$ 37,486,317	\$ -
Total		<u>37,486,317</u>	<u>37,486,317</u>	<u>-</u>
Total – Debt Service – by Department and Division		<u>\$ 37,486,317</u>	<u>\$ 37,486,317</u>	<u>\$ -</u>

---

## **NONMAJOR GOVERNMENTAL FUNDS**

---

### **CAPITAL PROJECTS FUNDS**

Capital Projects Funds are used to account for and report financial resources that are restricted, committed or assigned to expenditures for capital outlays, including the construction of capital facilities and other capital assets.

**PUBLIC SAFETY CAPITAL PROJECTS**—Established to account for the development of the County integrated justice system and the upgrade of equipment for the County Forensic Services lab and County Sheriff's Department.

**CUMULATIVE CAPITAL DEVELOPMENT**—Used to account for financial resources to be used for the renovation and/or construction of major capital facilities as approved by the City-County Council, other than those financed by proprietary funds.

**PUBLIC SAFETY INTEREST ESCROW**—Established to account for the development of the County integrated justice system and the upgrade of equipment for the County Forensic Services lab and County Sheriff's Department.

**CAPITAL IMPROVEMENT LEASE**—Established for the purpose of funding capital lease obligations of County offices. The fund shall consist of all taxes and miscellaneous receipts allocated to the capital lease fund. Amounts may be paid from this fund from appropriations authorized by the City-County Council.

---

**Marion County, Indiana**  
**(A Component Unit of the Consolidated City of Indianapolis - Marion County)**  
**Combining Balance Sheet - Nonmajor Capital Projects Funds**  
**December 31, 2022**

	<b>Public Safety Capital Projects</b>	<b>Cumulative Capital Development</b>	<b>Public Safety Interest Escrow</b>	<b>Capital Improvement Lease</b>	<b>Total Capital Projects</b>
<b>Assets</b>					
Cash and cash equivalents	\$ -	\$ 7,606,713	\$ 1,549	\$ 212,091	\$ 7,820,353
Investments	-	667,272	136	18,605	686,013
Property tax receivable	-	368,377	-	23,614	391,991
Accounts receivable	-	133,963	-	25,556	159,519
Total assets	<u>\$ -</u>	<u>\$ 8,776,325</u>	<u>\$ 1,685</u>	<u>\$ 279,866</u>	<u>\$ 9,057,876</u>
<b>Liabilities, Deferred Inflows of Resources and Fund Balances</b>					
<b>Liabilities</b>					
Due to other funds	\$ 12,244	\$ -	\$ -	\$ -	\$ 12,244
Total liabilities	<u>12,244</u>	<u>-</u>	<u>-</u>	<u>-</u>	<u>12,244</u>
<b>Deferred Inflows of Resources</b>					
Unavailable revenues	-	502,340	-	49,170	551,510
<b>Fund Balances</b>					
Restricted	-	8,273,985	1,685	230,696	8,506,366
Unassigned (deficits)	(12,244)	-	-	-	(12,244)
Total fund balances (deficit)	<u>(12,244)</u>	<u>8,273,985</u>	<u>1,685</u>	<u>230,696</u>	<u>8,494,122</u>
Total liabilities, deferred inflows of resources and fund balances	<u>\$ -</u>	<u>\$ 8,776,325</u>	<u>\$ 1,685</u>	<u>\$ 279,866</u>	<u>\$ 9,057,876</u>

**Marion County, Indiana**  
**(A Component Unit of the Consolidated City of Indianapolis - Marion County)**  
**Combining Statement of Revenues, Expenditures and Changes in Fund Balances -**  
**Nonmajor Capital Projects Funds**  
**For the Year Ended December 31, 2022**

	<b>Public Safety Capital Projects</b>	<b>Cumulative Capital Development</b>	<b>Public Safety Interest Escrow</b>	<b>Capital Improvement Lease</b>	<b>Total Capital Projects</b>
<b>Revenues</b>					
Taxes	\$ -	\$ 11,871,952	\$ -	\$ 1,996,044	\$ 13,867,996
Total revenues	<u>-</u>	<u>11,871,952</u>	<u>-</u>	<u>1,996,044</u>	<u>13,867,996</u>
<b>Expenditures</b>					
Current					
General government	-	1,060,000	-	-	1,060,000
Public safety	-	276,035	-	-	276,035
Debt service					
Redemption of notes and financed purchase obligation	-	-	-	1,573,860	1,573,860
Interest	-	-	-	450,140	450,140
Total expenditures	<u>-</u>	<u>1,336,035</u>	<u>-</u>	<u>2,024,000</u>	<u>3,360,035</u>
<b>Excess (Deficiency) of Revenues Over (Under) Expenditures</b>	<u>-</u>	<u>10,535,917</u>	<u>-</u>	<u>(27,956)</u>	<u>10,507,961</u>
<b>Other Financing Sources (Uses)</b>					
Transfers out	-	(4,305,000)	-	-	(4,305,000)
Total other financing sources (uses)	<u>-</u>	<u>(4,305,000)</u>	<u>-</u>	<u>-</u>	<u>(4,305,000)</u>
Net change in fund balances	-	6,230,917	-	(27,956)	6,202,961
Fund balances (deficit) - beginning of year	(12,244)	2,043,068	1,685	258,652	2,291,161
Fund balances - end of year	<u>\$ (12,244)</u>	<u>\$ 8,273,985</u>	<u>\$ 1,685</u>	<u>\$ 230,696</u>	<u>\$ 8,494,122</u>

**Marion County, Indiana**  
**(A Component Unit of the Consolidated City of Indianapolis - Marion County)**  
**Schedule of Revenues, Expenditures and Changes in Fund Balances -**  
**Nonmajor Capital Projects Funds - Budget and Actual**  
**(Budgetary Basis)**  
**For the Year Ended December 31, 2022**

	Cumulative Capital Development		Capital Improvement Lease	
	Final Budget	Actual	Final Budget	Actual
<b>Revenue</b>				
Taxes	\$ 10,964,065	\$ 11,871,952	\$ 1,939,596	\$ 1,996,044
Miscellaneous	-	-	-	-
Total revenues	<u>10,964,065</u>	<u>11,871,952</u>	<u>1,939,596</u>	<u>1,996,044</u>
<b>Expenditures</b>				
Current				
General government	350,000	-	1,058,000	1,058,000
Public safety	345,000	276,034	966,000	966,000
Capital outlays	65,000	65,000	-	-
Total expenditures	<u>760,000</u>	<u>341,034</u>	<u>2,024,000</u>	<u>2,024,000</u>
<b>Excess (Deficiency) of Revenues Over (Under) Expenditures</b>	<u>10,204,065</u>	<u>11,530,918</u>	<u>(84,404)</u>	<u>(27,956)</u>
<b>Other Financing Sources (Uses)</b>				
Transfers out	(5,365,000)	(3,212,500)	-	-
Total other financing sources (uses)	<u>(5,365,000)</u>	<u>(3,212,500)</u>	<u>-</u>	<u>-</u>
Net change in fund balances	4,839,065	8,318,418	(84,404)	(27,956)
Fund balances - beginning of year	1,850,026	2,043,068	212,721	258,652
Cancellation of purchase orders and other	1,795,001	(2,152,501)	49,215	-
Fund balances - end of year	<u>\$ 8,484,092</u>	<u>\$ 8,208,985</u>	<u>\$ 177,532</u>	<u>\$ 230,696</u>

**Marion County, Indiana**  
**(A Component Unit of the Consolidated City of Indianapolis - Marion County)**  
**Schedule of Expenditures by Character -**  
**Nonmajor Capital Projects Funds - Budget and Actual**  
**(Budgetary Basis)**  
**For the Year Ended December 31, 2022**

<b>Department and Division</b>	<b>Fund</b>	<b>Final Budget</b>	<b>Actual</b>	<b>Variance</b>
Forensic Services	County Cumulative Capital Improvement			
Capital outlay		\$ 65,000	\$ 65,000	\$ -
Total		<u>65,000</u>	<u>65,000</u>	<u>-</u>
County Sheriff	Capital Improvement Leases			
Other services and charges		966,000	966,000	-
Total		<u>966,000</u>	<u>966,000</u>	<u>-</u>
County Election Board	County Cumulative Capital Improvement			
Other services and charges		350,000	-	350,000
Total		<u>350,000</u>	<u>-</u>	<u>350,000</u>
Metropolitan Emergency Services Agency	County Cumulative Capital Improvement			
Other services and charges		345,000	276,034	68,966
Total		<u>345,000</u>	<u>276,034</u>	<u>68,966</u>
Non-Departmental	Capital Improvement Leases			
Other services and charges		1,058,000	1,058,000	-
Total		<u>1,058,000</u>	<u>1,058,000</u>	<u>-</u>
Total – Capital Projects Funds – by Department and Division		<u>\$ 2,784,000</u>	<u>\$ 2,365,034</u>	<u>\$ 418,966</u>

---

## **FIDUCIARY FUND TYPES**

---

### **PENSION (AND OTHER EMPLOYEE BENEFIT) TRUST FUNDS**

Pension (and Other Employee Benefit) Trust Funds are those funds held in trust for disbursement to covered employees.

MARION COUNTY SHERIFF'S DEPARTMENT PERSONNEL RETIREMENT PLAN (RETIREMENT)—To account for assets held in the Marion County Law Enforcement Personnel Retirement Plan for eligible employees of the Marion County Sheriff's Department.

MARION COUNTY SHERIFF'S DEPARTMENT PERSONNEL BENEFITS PLAN (DISABILITY)—To account for assets held in the Marion County Law Enforcement Personnel Dependents and Disability Benefits Plan for eligible employees of the Marion County Sheriff's Department.

---

**Marion County, Indiana**  
**(A Component Unit of the Consolidated City of Indianapolis - Marion County)**  
**Combining Statement of Fiduciary Net Position - Pension (and Other Employee Benefit) Trust Funds**  
**December 31, 2022**

	<b>Retirement</b>	<b>Disability</b>	<b>Total</b>
<b>Assets</b>			
Cash and cash equivalents	\$ 1,524,227	\$ 549,244	\$ 2,073,471
Investments			
Mutual funds - bond	91,001,554	14,342,268	105,343,822
Mutual funds - equity	80,860,199	8,395,118	89,255,317
Mutual funds - international equity	24,629,733	2,458,040	27,087,773
Accounts receivable	8,769,084	2,282,619	11,051,703
Due from retirement plan	-	25,366	25,366
Total assets	<u>206,784,797</u>	<u>28,052,655</u>	<u>234,837,452</u>
<b>Liabilities</b>			
Accounts payable	320,659	(2,369)	318,290
Due to disability plan	-	22,946	22,946
Total liabilities	<u>320,659</u>	<u>20,577</u>	<u>341,236</u>
<b>Net Position</b>			
Net position restricted for pensions	<u>206,464,138</u>	<u>28,032,078</u>	<u>234,496,216</u>
Total net position	<u>\$ 206,464,138</u>	<u>\$ 28,032,078</u>	<u>\$ 234,496,216</u>

**Marion County, Indiana**  
**(A Component Unit of the Consolidated City of Indianapolis - Marion County)**  
**Combining Statement of Changes in Fiduciary Net Position -**  
**Pension (and Other Employee Benefit) Trust Funds**  
**For the Year Ended December 31, 2022**

	<u>Retirement</u>	<u>Disability</u>	<u>Total</u>
<b>Additions</b>			
Employer contributions	\$ 8,871,104	\$ 2,280,820	\$ 11,151,924
Employee contributions	522,210	-	522,210
Net investment income	<u>(31,577,570)</u>	<u>(3,914,528)</u>	<u>(35,492,098)</u>
Total additions	<u>(22,184,256)</u>	<u>(1,633,708)</u>	<u>(23,817,964)</u>
<b>Deductions</b>			
Benefit payments	15,674,156	2,287,403	17,961,559
Administrative expense	<u>321,976</u>	<u>7,409</u>	<u>329,385</u>
Total deductions	<u>15,996,132</u>	<u>2,294,812</u>	<u>18,290,944</u>
Changes in net position	(38,180,388)	(3,928,520)	(42,108,908)
Total net position - beginning of year	<u>244,644,526</u>	<u>31,960,598</u>	<u>276,605,124</u>
Total net position - end of year	<u>\$ 206,464,138</u>	<u>\$ 28,032,078</u>	<u>\$ 234,496,216</u>

## FIDUCIARY FUND TYPES

### CUSTODIAL FUNDS

Custodial Funds are used to account for transactions related to assets held by the County as custodians for individuals, governmental entities and others.

**TAX SALE REDEMPTION**—Established as an escrow account for funds received from property sold in a tax sale held on behalf of buyers.

**TAX SALE SURPLUS**—Established to account for funds received over and above delinquent taxes received from property sold in a tax sale held on behalf of local taxing units.

**SALE OF COUNTY OWNED PROPERTY**—Established to record funds received from the sale of County properties that were claimed for delinquent taxes.

**TREASURER’S SURPLUS**—Established to account for overpayment of taxes or misapplication of tax payments received, held on behalf of property owners.

**PROPERTY TAX REFUNDS**—Established to refund money to taxpayers where an error has occurred in the assessment of property tax.

**TREASURER’S TAX COLLECTION**—Established to account for advancement and final distribution of taxes collected by the County Treasurer for all taxing units within the County (including entities outside of Marion County’s reporting entity).

**INCOME TAX COLLECTION**— Established to account for income taxes collected by the State of Indiana and distributed to the County, to be distributed by the Marion County Treasurer to the taxing units.

**PAYMENTS IN-LIEU OF TAXES**— Established to account for collections and distributions for certain agreements providing for payment in-lieu of property taxes to taxing units.

**ASSESSOR’S CASH**—Represent various custodial bank accounts maintained by the designated department in the course of normal operations, held on behalf of individuals, governmental entities and others.

**COURT COSTS TO MUNICIPALITIES**—Established to account for the portion of court costs collected and subsequently disbursed to various municipalities, maintaining a law enforcement agency that prosecutes at least 50% of the City’s or town’s ordinance violations in Marion County.

**HOMESTEAD CREDIT REBATE**—Established to account for monies related to the property tax relief approved by the Indiana General Assembly in 2007. The rebates were distributed to homeowners who had a valid homestead deduction and were not delinquent on their property taxes.

**DELINQUENT BUSINESS PERSONAL PROPERTY**—Established to account for monies collected on delinquent business personal property tax returns. The monies collected shall be to pay the contract for the audit of the business personal property returns, with any remaining balance distributed to the appropriate taxing units.

**LAW ENFORCEMENT CONTINUING EDUCATION**—Established to account for fees collected by the County and subsequently disbursed to various law enforcement agencies for continuing education programs.

---

## FIDUCIARY FUND TYPES

---

### CUSTODIAL FUNDS (CONTINUED)

CLERK OF CIRCUIT COURT—Represent various custodial bank accounts maintained by the Clerk in the course of normal operations, held on behalf of individuals, governmental entities and others.

SHERIFF—Represent various custodial bank accounts maintained by the designated department in the course of normal operations, held on behalf of individuals, governmental entities and others.

RECORDER'S CASH—Represent various custodial bank accounts maintained by the designated department in the course of normal operations, held on behalf of individuals, governmental entities and others.

RIVERBOAT— Established to account for collections and distributions of license fees from gambling games, which are distributed from the Indiana State Auditor to local units of government.

OTHER—Represents 26 other less significant custodial funds that are maintained by Marion County on behalf of others.

---

**Marion County, Indiana**  
**(A Component Unit of the Consolidated City of Indianapolis - Marion County)**  
**Combining Statement of Fiduciary Net Position - Custodial Funds**  
**December 31, 2022**

	Tax Sale Redemption	Tax Sale Surplus	Sale of County Owned Property	Treasurer's Surplus	Property Tax Refunds	Treasurer's Tax Collection	Income Tax Collection
<b>Assets</b>							
Cash and cash equivalents	\$ 185,711	\$ 38,691,208	\$ 2,536,877	\$ 1,012,311	\$ 1,888,218	\$ 43,630,991	\$ 16,762,788
Investments	16,291	3,394,050	222,539	88,801	165,637	3,827,374	1,470,458
Accounts receivable	327,274	-	86,100	1,569	138,125	35,479,626	-
Due from other funds	-	-	-	-	-	-	-
Total assets	<u>\$ 529,276</u>	<u>\$ 42,085,258</u>	<u>\$ 2,845,516</u>	<u>\$ 1,102,681</u>	<u>\$ 2,191,980</u>	<u>\$ 82,937,991</u>	<u>\$ 18,233,246</u>
<b>Liabilities</b>							
Amounts held in custody	\$ 529,276	\$ 1	\$ -	\$ 1,102,681	\$ -	\$ 82,937,991	\$ 18,233,246
Accounts payable	-	-	-	-	-	-	-
Due to other funds	-	-	-	-	-	-	-
Total liabilities	<u>529,276</u>	<u>1</u>	<u>-</u>	<u>1,102,681</u>	<u>-</u>	<u>82,937,991</u>	<u>18,233,246</u>
<b>Net Position</b>							
Restricted for individuals, organizations, and other governments	<u>\$ -</u>	<u>\$ 42,085,257</u>	<u>\$ 2,845,516</u>	<u>\$ -</u>	<u>\$ 2,191,980</u>	<u>\$ -</u>	<u>\$ -</u>

**Marion County, Indiana**  
**(A Component Unit of the Consolidated City of Indianapolis - Marion County)**  
**Combining Statement of Fiduciary Net Position - Custodial Funds (Continued)**  
**December 31, 2022**

	<b>Payments In-lieu of Taxes</b>	<b>Assessor's Cash</b>	<b>Court Costs to Municipalities</b>	<b>Homestead Credit Rebate</b>	<b>Delinquent Business Personal Property</b>	<b>Law Enforcement Continuing Education</b>
<b>Assets</b>						
Cash and cash equivalents	\$ 273,280	\$ 220,478	\$ 1,920,793	\$ 4,290,953	\$ 1,838,706	\$ 1,305,183
Investments	23,972	19,341	168,495	376,409	161,294	114,493
Accounts receivable	-	4,080	17,264	-	-	17,906
	<u>          </u>	<u>          </u>	<u>          </u>	<u>          </u>	<u>          </u>	<u>          </u>
Total assets	<u>\$ 297,252</u>	<u>\$ 243,899</u>	<u>\$ 2,106,552</u>	<u>\$ 4,667,362</u>	<u>\$ 2,000,000</u>	<u>\$ 1,437,582</u>
<b>Liabilities</b>						
Amounts held in custody	\$ 297,252	\$ 243,899	\$ 2,106,552	\$ 4,667,362	\$ 197,801	\$ -
Accounts payable	-	-	-	-	-	-
Due to other funds	-	-	-	-	-	-
	<u>          </u>	<u>          </u>	<u>          </u>	<u>          </u>	<u>          </u>	<u>          </u>
Total liabilities	<u>297,252</u>	<u>243,899</u>	<u>2,106,552</u>	<u>4,667,362</u>	<u>197,801</u>	<u>-</u>
<b>Net Position</b>						
Restricted for individuals, organizations, and other governments	<u>\$ -</u>	<u>\$ -</u>	<u>\$ -</u>	<u>\$ -</u>	<u>\$ 1,802,199</u>	<u>\$ 1,437,582</u>

**Marion County, Indiana**  
**(A Component Unit of the Consolidated City of Indianapolis - Marion County)**  
**Combining Statement of Fiduciary Net Position - Custodial Funds (Continued)**  
**December 31, 2022**

	Clerk of Circuit Court	Sheriff	Recorder's Cash	Riverboat	Other	Total Custodial
<b>Assets</b>						
Cash and cash equivalents	\$ 41,972,451	\$ 1,081,008	\$ 519,668	\$ 4,201	\$ 406,434	\$ 158,541,259
Investments	-	-	45,586	368	37,784	10,132,892
Accounts receivable	-	-	18,887	581	69,874	36,161,286
	<u>-</u>	<u>-</u>	<u>18,887</u>	<u>581</u>	<u>69,874</u>	<u>36,161,286</u>
Total assets	<u>\$ 41,972,451</u>	<u>\$ 1,081,008</u>	<u>\$ 584,141</u>	<u>\$ 5,150</u>	<u>\$ 514,092</u>	<u>\$ 204,835,437</u>
<b>Liabilities</b>						
Amounts held in custody	\$ (908,272)	\$ -	\$ 584,141	\$ -	\$ 27,139	\$ 110,019,069
Accounts payable	-	-	-	-	-	-
	<u>-</u>	<u>-</u>	<u>-</u>	<u>-</u>	<u>-</u>	<u>-</u>
Total liabilities	<u>(908,272)</u>	<u>-</u>	<u>584,141</u>	<u>-</u>	<u>27,139</u>	<u>110,019,069</u>
<b>Net Position</b>						
Restricted for individuals, organizations, and other governments	<u>\$ 42,880,723</u>	<u>\$ 1,081,008</u>	<u>\$ -</u>	<u>\$ 5,150</u>	<u>\$ 486,953</u>	<u>\$ 94,816,368</u>

**Marion County, Indiana**  
**(A Component Unit of the Consolidated City of Indianapolis - Marion County)**  
**Combining Statement of Changes in Fiduciary Net Position - Custodial Funds**  
**For the Year Ended December 31, 2022**

	Tax Sale Redemption	Tax Sale Surplus	Sale of County Owned Property	Treasurer's Surplus	Property Tax Refunds	Treasurer's Tax Collection	Income Tax Collection
<b>Additions</b>							
Taxes from individuals and organizations	\$ -	\$ -	\$ -	\$ -	\$ -	\$ 1,651,879,755	\$ 547,089,349
Overpayments of taxes from individuals and organizations	-	-	-	1,310,668	-	-	-
Payment in-lieu of taxes from individuals and organizations	-	-	-	-	-	-	-
Fees from individuals, organizations, and other governments	-	-	-	-	-	-	-
Share of gambling revenue	-	-	-	-	-	-	-
Sale of property	-	-	100,861	-	-	48,390,466	-
Court-ordered receipts for individuals, organizations, and other governments	-	-	-	-	-	-	-
Redemptions of property tax sales	6,391,338	-	-	-	-	-	-
Transfers from other custodial funds	-	48,390,466	-	-	15,817,085	-	-
Miscellaneous	-	-	-	-	-	-	-
Total additions	<u>6,391,338</u>	<u>48,390,466</u>	<u>100,861</u>	<u>1,310,668</u>	<u>15,817,085</u>	<u>1,700,270,221</u>	<u>547,089,349</u>
<b>Deductions</b>							
Payments of taxes to other governments	-	-	-	-	-	1,636,062,670	547,089,349
Tax refunds to individuals, organizations, and other governments	-	-	-	1,310,668	16,977,952	-	-
Payments of payments in-lieu of taxes to other governments	-	-	-	-	-	-	-
Excess property sale income distributed to individuals, and organizations, and governments	-	48,652,551	-	-	-	-	-
Redemptions distributed to tax sale bidder	6,391,338	-	-	-	-	-	-
Administrative costs	-	-	8,303	-	-	-	-
Transfers to other custodial funds	-	-	-	-	-	64,207,551	-
Total deductions	<u>6,391,338</u>	<u>48,652,551</u>	<u>8,303</u>	<u>1,310,668</u>	<u>16,977,952</u>	<u>1,700,270,221</u>	<u>547,089,349</u>
Net increase (decrease) in net position	-	(262,085)	92,558	-	(1,160,867)	-	-
Net position – beginning of year	-	42,347,342	2,752,958	-	3,352,847	-	-
Net position – end of year	<u>\$ -</u>	<u>\$ 42,085,257</u>	<u>\$ 2,845,516</u>	<u>\$ -</u>	<u>\$ 2,191,980</u>	<u>\$ -</u>	<u>\$ -</u>

**Marion County, Indiana**  
**(A Component Unit of the Consolidated City of Indianapolis - Marion County)**  
**Combining Statement of Changes in Fiduciary Net Position - Custodial Funds (Continued)**  
**For the Year Ended December 31, 2022**

	Payments In-lieu of Taxes	Assessor's Cash	Court Costs to Municipalities	Homestead Credit Rebate	Delinquent Business Personal Property	Law Enforcement Continuing Education
<b>Additions</b>						
Taxes from individuals and organizations	\$ -	\$ -	\$ -	\$ -	\$ 3,042,585	\$ -
Payment in-lieu of taxes from individuals and organizations	734,587	-	-	-	-	-
Fees from individuals, organizations, and other governments	-	1,386,817	198,527	-	-	167,633
Share of gambling revenue	-	-	-	-	-	-
Sale of property	-	-	-	-	-	-
Court-ordered receipts for individuals, organizations, and other governments	-	-	-	-	-	-
Redemptions of property tax sales	-	-	-	-	-	-
Transfers from other custodial funds	-	-	-	-	-	-
Miscellaneous	-	-	-	488	-	-
Total additions	<u>734,587</u>	<u>1,386,817</u>	<u>198,527</u>	<u>488</u>	<u>3,042,585</u>	<u>167,633</u>
<b>Deductions</b>						
Payments of taxes to other governments	-	-	-	-	1,681,386	-
Payments of payments in-lieu of taxes to other governments	734,587	-	-	-	-	-
Payments of fees to individuals, organizations, and other governments	-	1,386,817	198,527	-	-	141,333
Administrative costs	-	-	-	-	1,351,481	-
Transfers to other custodial funds	-	-	-	-	-	-
Miscellaneous	-	-	-	488	-	-
Total deductions	<u>734,587</u>	<u>1,386,817</u>	<u>198,527</u>	<u>488</u>	<u>3,032,867</u>	<u>141,333</u>
Net increase (decrease) in net position	-	-	-	-	9,718	26,300
Net position – beginning of year	-	-	-	-	1,792,481	1,411,282
Net position – end of year	<u>\$ -</u>	<u>\$ -</u>	<u>\$ -</u>	<u>\$ -</u>	<u>\$ 1,802,199</u>	<u>\$ 1,437,582</u>

**Marion County, Indiana**  
**(A Component Unit of the Consolidated City of Indianapolis - Marion County)**  
**Combining Statement of Changes in Fiduciary Net Position - Custodial Funds (Continued)**  
**For the Year Ended December 31, 2022**

	Clerk of Circuit Court	Sheriff	Recorder's Cash	Riverboat	Other	Total
<b>Additions</b>						
Taxes from individuals and organizations	\$ -	\$ -	\$ -	\$ -	\$ -	\$ 2,202,011,689
Overpayments of taxes from individuals and organizations	-	-	-	-	-	1,310,668
Payment in-lieu of taxes from individuals and organizations	-	-	-	-	-	734,587
Fees from individuals, organizations, and other governments	-	41,647,748	7,273,417	-	-	50,674,142
Share of gambling revenue	-	-	-	5,502,034	-	5,502,034
Sale of property	-	-	-	-	-	48,491,327
Court-ordered receipts for individuals, organizations, and other governments	56,658,801	-	-	-	-	56,658,801
Redemptions of property tax sales	-	-	-	-	-	6,391,338
Transfers from other custodial funds	-	-	-	-	-	64,207,551
Miscellaneous	-	-	-	-	1,559,819	1,560,307
Total additions	<u>56,658,801</u>	<u>41,647,748</u>	<u>7,273,417</u>	<u>5,502,034</u>	<u>1,559,819</u>	<u>2,437,542,444</u>
<b>Deductions</b>						
Payments of taxes to other governments	-	-	-	-	-	2,184,833,405
Tax refunds to individuals, organizations, and other governments	-	-	-	-	-	18,288,620
Payments of payments in-lieu of taxes to other governments	-	-	-	-	-	734,587
Excess property sale income distributed to individuals, and organizations, and governments	-	-	-	-	-	48,652,551
Payments of fees to individuals, organizations, and other governments	-	43,538,782	7,273,417	-	-	52,538,876
Payments of gambling revenue to other governments	-	-	-	5,497,465	-	5,497,465
Court-ordered payments to individuals, organizations, and other governments	61,331,964	-	-	-	-	61,331,964
Redemptions distributed to tax sale bidder	-	-	-	-	-	6,391,338
Administrative costs	-	-	-	-	-	1,359,784
Transfers to other custodial funds	-	-	-	-	-	64,207,551
Miscellaneous	-	-	-	-	1,562,702	1,563,190
Total deductions	<u>61,331,964</u>	<u>43,538,782</u>	<u>7,273,417</u>	<u>5,497,465</u>	<u>1,562,702</u>	<u>2,445,399,331</u>
Net increase (decrease) in net position	(4,673,163)	(1,891,034)	-	4,569	(2,883)	(7,856,887)
Net position – beginning of year	<u>47,553,886</u>	<u>2,972,042</u>	<u>-</u>	<u>581</u>	<u>489,836</u>	<u>102,673,255</u>
Net position – end of year	<u>\$ 42,880,723</u>	<u>\$ 1,081,008</u>	<u>\$ -</u>	<u>\$ 5,150</u>	<u>\$ 486,953</u>	<u>\$ 94,816,368</u>



## **Statistical Section (Unaudited)**

**Marion County, Indiana**  
**(A Component Unit of the Consolidated City of Indianapolis - Marion County)**  
**Statistical Section (Unaudited)**  
**Table of Contents**

The statistical section of this report presents detailed information in order to understand what the information in the financial statements, note disclosures and required supplementary information says about the government's overall financial health.

**Financial Trends**

**Tables 1-4** contain trend information to help the reader understand how the County's financial performance and well-being have changed over time.

**Revenue Capacity**

**Tables 5-10** contain information to help the reader assess one of the County's most significant sources of revenue, property taxes.

**Debt Capacity**

**Tables 11-12** present information to help the reader assess the affordability of the government's current levels of outstanding debt and the government's ability to issue debt in the future.

**Demographic and Economic Information**

**Tables 13-15** offer demographic and economic indicators to help the reader understand the environment within which the County's financial activities take place.

**Operating Information**

**Tables 16-17** contain service and infrastructure data to help the reader understand how the information in the County's financial report relates to the services the County provides and the activities it performs.

**Marion County, Indiana**  
**(A Component Unit of the Consolidated City of Indianapolis - Marion County)**

**Table 1**  
**Net Position by Component - Accrual Basis of Accounting**  
**Last Ten Fiscal Years**

	December 31						
	2022	2021	2020	2019	2018	2017	2016
<b>Governmental Activities</b>							
Net investment in capital assets	\$ 3,525,830	\$ 8,926,600	\$ 20,362,850	\$ 47,006,996	\$ 70,684,000	\$ 65,800,865	\$ 66,590,393
Restricted - Capital	9,319,494	9,319,494	9,319,494	9,319,494	-	-	-
Restricted - Other purposes by grantors	11,630,344	7,115,148	5,395,021	7,445,183	7,472,204	7,723,057	5,183,374
Statutory restrictions	33,598,469	35,269,498	23,858,899	21,227,893	16,707,826	16,422,778	14,742,787
Unrestricted (deficit)	<u>(39,128,669)</u>	<u>(95,689,009)</u>	<u>(84,992,796)</u>	<u>(113,908,845)</u>	<u>(125,446,135)</u>	<u>(115,771,840)</u>	<u>(114,937,140)</u>
Total governmental activities net position	<u>\$ 18,945,468</u>	<u>\$ (35,058,269)</u>	<u>\$ (26,056,532)</u>	<u>\$ (28,909,279)</u>	<u>\$ (30,582,105)</u>	<u>\$ (25,825,140)</u>	<u>\$ (28,420,586)</u>

**Notes to Schedule:**

*Statistical information is not available for the preceding three years as 2016 was the first year the County reported under GAAP basis versus a special purpose framework.*

# Marion County, Indiana

## (A Component Unit of the Consolidated City of Indianapolis - Marion County)

### Table 2

### Schedule of Changes in Net Position - Accrual Basis of Accounting

### Last Ten Fiscal Years

	Years Ended December 31						
	2022	2021	2020	2019	2018	2017	2016
<b>Expenses</b>							
Governmental activities							
Administration and finance	\$ 57,866,549	\$ 67,288,883	\$ 63,126,047	\$ 53,542,969	\$ 46,202,934	\$ 48,406,528	\$ 41,571,975
Protection of people and property	35,408,500	10,908,544	10,551,825	11,077,790	11,450,687	11,074,959	11,929,592
Corrections	131,755,601	132,503,541	119,368,766	166,764,460	124,131,635	126,526,606	133,711,478
Judicial	124,252,663	118,654,691	111,964,618	136,549,241	120,046,424	115,740,755	115,680,791
Culture and recreation	201,163	194,145	204,933	142,695	173,069	184,500	526,889
Real estate and assessments	7,754,632	6,806,030	7,302,794	7,761,396	8,244,847	7,929,212	9,412,762
Health and welfare	8,711,214	8,452,109	7,439,557	6,131,885	5,402,264	5,500,026	5,808,973
Interest	32,573,418	26,614,645	26,143,049	18,903,885	1,157,550	1,156,733	741,900
Total governmental activities expenses	<u>398,523,740</u>	<u>371,422,588</u>	<u>346,101,589</u>	<u>400,874,321</u>	<u>316,809,410</u>	<u>316,519,319</u>	<u>319,384,360</u>
<b>Program Revenues</b>							
Governmental activities							
Charges for services							
Administration and finance	22,138,479	23,017,622	38,347,401	21,791,915	21,295,204	20,637,831	22,333,145
Protection of people and property	16,527,199	14,305,282	5,017,139	13,563,337	13,598,782	11,685,296	10,845,741
Corrections	1,609,192	1,328,743	1,282,746	2,022,866	2,156,279	3,418,422	3,685,598
Judicial	9,688,698	9,419,416	8,171,897	10,712,618	10,783,655	10,774,720	11,056,240
Real estate and assessments	5,337,942	7,887,868	5,817,135	5,162,244	5,020,131	4,455,747	3,612,469
Operating grants and contributions	100,988,137	47,643,764	47,732,009	50,709,428	35,839,065	28,732,831	34,372,716
Capital grants and contributions	6,045,438	2,647,951	-	55,144,349	83,338	3,012,715	-
Total governmental activities program revenues	<u>162,335,085</u>	<u>106,250,646</u>	<u>106,368,327</u>	<u>159,106,757</u>	<u>88,776,454</u>	<u>82,737,562</u>	<u>85,905,909</u>
<b>Net (Expense)/Revenue</b>	<u>(236,188,655)</u>	<u>(265,171,942)</u>	<u>(239,733,262)</u>	<u>(241,767,564)</u>	<u>(228,032,956)</u>	<u>(233,781,757)</u>	<u>(233,478,451)</u>
<b>General Revenues and Other Changes in Net Position</b>							
Governmental activities							
Taxes							
Property taxes	168,294,137	157,091,017	147,505,041	141,337,894	136,446,155	131,817,727	125,822,359
Local income tax	97,302,733	78,272,910	74,644,027	78,531,618	79,321,436	81,768,609	75,100,242
Other taxes	17,389,282	18,422,765	16,637,394	15,212,491	14,676,280	18,217,037	19,652,233
Unrestricted investment earnings	7,177,788	1,203,649	2,858,077	6,733,447	3,897,040	1,770,874	1,149,404
Other	928,372	1,179,864	941,470	1,624,940	1,610,158	2,802,956	2,509,276
Total governmental activities general revenues and other changes in net position	<u>291,092,312</u>	<u>256,170,205</u>	<u>242,586,009</u>	<u>243,440,390</u>	<u>235,951,069</u>	<u>236,377,203</u>	<u>224,233,514</u>
<b>Change in Net Position</b>							
Total governmental activities	<u>\$ 54,903,657</u>	<u>\$ (9,001,737)</u>	<u>\$ 2,852,747</u>	<u>\$ 1,672,826</u>	<u>\$ 7,918,113</u>	<u>\$ 2,595,446</u>	<u>\$ (9,244,937)</u>

**Notes to Schedule:**  
Statistical information is not available for the preceding three years as 2016 was the first year the County reported under GAAP basis versus a special purpose framework.

**Marion County, Indiana**  
**(A Component Unit of the Consolidated City of Indianapolis - Marion County)**

**Table 3**  
**Program Revenues by Function/Program - Accrual Basis of Accounting**  
**Last Ten Fiscal Years**

Function/Program	December 31						
	2022	2021	2020	2019	2018	2017	2016
Governmental activities							
Administration and finance	\$ 39,409,847	\$ 29,185,100	\$ 43,209,851	\$ 24,820,977	\$ 24,133,094	\$ 26,379,412	\$ 25,232,397
Protection of people and property	24,045,736	14,946,096	5,979,960	14,311,409	14,194,618	12,439,239	11,748,652
Corrections	49,754,827	14,134,816	21,153,286	58,299,528	13,536,403	11,938,596	16,536,152
Judicial	42,756,519	39,838,895	30,121,844	56,317,625	31,535,162	27,492,018	28,600,283
Real estate and assessments	5,337,942	7,887,868	5,817,135	5,162,244	5,018,831	4,455,747	3,612,469
Health and welfare	1,030,214	257,871	86,251	194,974	358,346	32,550	175,956
Total governmental activities program revenues	<u>\$ 162,335,085</u>	<u>\$ 106,250,646</u>	<u>\$ 106,368,327</u>	<u>\$ 159,106,757</u>	<u>\$ 88,776,454</u>	<u>\$ 82,737,562</u>	<u>\$ 85,905,909</u>

**Notes to Schedule:**

Statistical information is not available for the preceding three years as 2016 was the first year the County reported under GAAP basis versus a special purpose framework.

**Marion County, Indiana**  
**(A Component Unit of the Consolidated City of Indianapolis - Marion County)**

**Table 4**

**Fund Balances - Governmental Funds - Modified Accrual Basis of Accounting**  
**Last Ten Fiscal Years**

		December 31						
		2022	2021	2020	2019	2018	2017	2016
<b>General Fund</b>								
Restricted		\$ 9,319,494	\$ 9,319,494	\$ 9,319,494	\$ 9,319,494	\$ -	\$ -	\$ -
Committed		-	-	7,611,667	4,111,667	-	-	-
Assigned		56,607,561	13,562,351	16,479,898	2,554,076	2,841,511	1,407,338	1,413,316
Unassigned		22,443,814	21,281,872	27,649,555	32,732,036	21,588,687	13,599,313	3,112,684
Total General Fund		<u>\$ 88,370,869</u>	<u>\$ 44,163,717</u>	<u>\$ 61,060,614</u>	<u>\$ 48,717,273</u>	<u>\$ 24,430,198</u>	<u>\$ 15,006,651</u>	<u>\$ 4,526,000</u>
<b>All Other Governmental Funds</b>								
Restricted		\$ 54,159,653	\$ 45,624,775	\$ 32,629,586	\$ 31,865,274	\$ 28,030,854	\$ 28,402,076	\$ 28,034,865
Unassigned		<u>(2,560,979)</u>	<u>(531,327)</u>	<u>(1,198,425)</u>	<u>(184,497)</u>	<u>(818,735)</u>	<u>(446,034)</u>	<u>(2,648,207)</u>
Total all other governmental funds		<u>\$ 51,598,674</u>	<u>\$ 45,093,448</u>	<u>\$ 31,431,161</u>	<u>\$ 31,680,777</u>	<u>\$ 27,212,119</u>	<u>\$ 27,956,042</u>	<u>\$ 25,386,658</u>

**Notes to Schedule:**

Statistical information is not available for the preceding three years as 2016 was the first year the County reported under GAAP basis versus a special purpose framework.

# Marion County, Indiana

## (A Component Unit of the Consolidated City of Indianapolis - Marion County)

### Table 5

### Schedule of Changes in Fund Balances - Governmental Funds - Modified Accrual Basis of Accounting Last Ten Fiscal Years

	December 31						
	2022	2021	2020	2019	2018	2017	2016
<b>Revenues</b>							
Taxes	\$ 282,885,550	\$ 254,202,945	\$ 238,035,734	\$ 233,773,252	\$ 229,901,523	\$ 232,343,786	\$ 219,749,361
Intergovernmental	96,246,599	48,024,623	45,993,140	53,000,780	36,832,417	28,398,073	34,003,640
Interest	7,177,788	1,203,649	2,858,077	6,733,447	3,897,040	1,785,859	1,169,415
Charges for services	35,435,741	35,967,538	29,604,121	33,195,474	34,060,990	32,830,555	31,693,959
Traffic violations and court fees	41,257	9,093	2,451	4,661	8,866	5,403	14,844
Contributions	-	-	-	-	-	2,345,611	-
Miscellaneous	928,519	1,179,880	940,009	1,588,818	1,605,094	2,435,681	2,520,605
Total revenues	<u>422,715,454</u>	<u>340,587,728</u>	<u>317,433,532</u>	<u>328,296,432</u>	<u>306,305,930</u>	<u>300,144,968</u>	<u>289,151,824</u>
<b>Expenditures</b>							
<b>Current</b>							
General government	158,914,868	166,688,150	154,695,378	174,289,059	153,786,476	142,453,646	144,385,711
Public safety	160,327,166	145,852,055	143,886,430	174,561,055	137,582,081	136,729,507	140,831,986
Culture and recreation	210,286	256,688	160,812	150,329	171,823	182,997	214,360
<b>Debt service</b>							
Redemption of notes and financed purchase obligations	8,658,368	517,874	446,236	407,524	445,530	241,422	235,887
Interest on notes	32,609,851	808,948	925,625	936,839	937,210	957,958	15,980
Lease payments	2,512,299	3,604,583	3,389,415	3,019,842	2,832,702	4,745,273	5,454,915
Capital outlays	13,117,673	195,074,030	299,889,532	105,921,859	8,154,732	19,254,483	4,147,815
Total expenditures	<u>376,350,511</u>	<u>512,802,328</u>	<u>603,393,428</u>	<u>459,286,507</u>	<u>303,910,554</u>	<u>304,565,286</u>	<u>295,286,654</u>
Excess (deficiency) of revenues over (under) expenditures	<u>46,364,943</u>	<u>(172,214,600)</u>	<u>(285,959,896)</u>	<u>(130,990,075)</u>	<u>2,395,376</u>	<u>(4,420,318)</u>	<u>(6,134,830)</u>
<b>Other Financing Sources (Uses)</b>							
Notes issued	-	593,680	970,548	1,480,269	-	616,396	-
Issuance of financed purchase obligation	4,347,435	168,386,310	297,083,073	158,265,539	6,284,248	16,853,957	2,910,840
Transfers in	52,205,874	26,779,322	16,116,918	18,653,785	15,997,709	19,957,725	16,321,134
Transfers out	(52,205,874)	(26,779,322)	(16,116,918)	(18,653,785)	(15,997,709)	(19,957,725)	(16,321,134)
Total other financing sources (uses), net	<u>4,347,435</u>	<u>168,979,990</u>	<u>298,053,621</u>	<u>159,745,808</u>	<u>6,284,248</u>	<u>17,470,353</u>	<u>2,910,840</u>
Net change in fund balances	<u>\$ 50,712,378</u>	<u>\$ (3,234,610)</u>	<u>\$ 12,093,725</u>	<u>\$ 28,755,733</u>	<u>\$ 8,679,624</u>	<u>\$ 13,050,035</u>	<u>\$ (3,223,990)</u>
<b>Debt service as a percentage of noncapital expenditures</b>							
	12.0%	1.6%	1.6%	1.2%	1.4%	2.1%	1.9%
Debt service expenditures	\$ 43,780,518	\$ 4,931,405	\$ 4,761,276	\$ 4,364,205	\$ 4,215,442	\$ 5,944,653	\$ 5,706,782
Noncapital expenditures	363,995,137	317,991,851	304,522,404	354,245,892	291,422,234	286,167,261	294,422,062

**Notes to Schedule:**

Statistical information is not available for the preceding three years as 2016 was the first year the County reported under GAAP basis versus a special purpose framework.

**Marion County, Indiana**  
**(A Component Unit of the Consolidated City of Indianapolis - Marion County)**

**Table 6**  
**Tax Revenues by Source - Governmental Funds -**  
**Modified Accrual Basis of Accounting**  
**Last Ten Fiscal Years**

Fiscal Year	Property Taxes	Local Option Income Tax	Other (a)	Total Taxes
2016	\$ 125,209,983	\$ 75,100,242	\$ 19,439,136	\$ 219,749,361
2017	132,325,580	81,768,609	18,249,597	232,343,786
2018	136,168,632	79,321,436	14,411,455	229,901,523
2019	140,281,080	78,531,618	14,960,554	233,773,252
2020	147,229,769	74,644,027	16,161,938	238,035,734
2021	157,652,584	78,272,910	18,277,451	254,202,945
2022	168,412,323	97,302,733	17,170,494	282,885,550

**Notes to Schedule:**

(a) Includes financial institution and other local taxes.

*Statistical information is not available for the preceding three years as 2016 was the first year the County reported under GAAP basis versus a special purpose framework.*

**Marion County, Indiana**  
**(A Component Unit of the Consolidated City of Indianapolis - Marion County)**

**Table 7**  
**Assessed Value and Estimated Actual Value of Taxable Property**  
**Last Ten Fiscal Years**  
*(In thousands)*

Year	Residential Property (c)	Commercial Property (c)	Industrial Property (c)	Personal Property (c)	Other (c)	Total Taxable Assessed Value (a) (b)	Total Direct Tax Rate	Estimated Actual Taxable Value	Taxable Assessed Value as a % of Actual Taxable Value (a)
2013	\$ 16,191,259	\$ 13,110,440	\$ 3,189,252	\$ 5,841,671	\$ 888,684	\$ 39,221,306	0.3932 %	\$ 39,221,306	100 %
2014	18,171,183	13,464,533	3,103,892	5,972,597	842,391	41,554,596	0.4034	41,554,596	100
2015	18,103,687	13,437,532	3,096,297	6,160,989	977,912	41,776,417	0.3825	41,776,417	100
2016	18,531,258	13,631,932	3,139,384	6,325,056	903,782	42,531,412	0.3883	42,531,412	100
2017	19,125,058	13,538,083	3,066,967	6,659,770	885,892	43,275,770	0.3943	43,275,770	100
2018	19,839,568	14,114,626	3,150,699	6,700,531	894,001	44,699,425	0.3893	44,699,425	100
2019	21,199,690	14,886,845	3,244,769	6,837,711	910,314	47,079,329	0.3906	47,079,329	100
2020	23,259,818	15,085,633	3,378,670	6,906,428	956,094	49,586,643	0.3869	49,586,643	100
2021	25,141,091	15,524,519	3,542,094	7,095,509	948,463	52,251,676	0.3931	52,251,676	100
2022	27,631,773	15,579,045	3,623,218	7,133,793	988,396	54,956,225	0.4063	54,956,225	100

**Notes to Schedule:**

Tax-exempt property for 2022 of \$5,736,952 represents charitable organizations and other deductions. Government property is generally not assessed.

- (a) Represents the assessment (Marion County Auditor's "certified abstract") on March 1 of the prior year for taxes due and payable in the year indicated.
- (b) In 2022, total taxable assessed value includes \$5,817,137 of assessed valuation for Marion County Tax Increment Financing Districts.
- (c) Provided by the Marion County Treasurer

**Marion County, Indiana**  
**(A Component Unit of the Consolidated City of Indianapolis - Marion County)**

**Table 8**

**Direct and Overlapping Governments - Property Tax Rates (a) (b)**  
**December 31, 2022**

Year	Marion County		Overlapping Rates					Total Direct and Overlapping Rates
	Operating Millage	City Direct Rates			Total City-County Approved	Other Direct Rates		
		City of Indianapolis	Municipal Corporations			School	Other	
2013	\$ 0.3932	\$ 0.9802	\$ 0.4314	\$ 1.8048	\$ 1.4829	\$ 0.0607	\$ 3.3484	
2014	0.4034	0.7667	0.4340	1.6041	1.2889	0.0620	2.9550	
2015	0.3825	0.7069	0.4205	1.5099	1.3504	0.0607	2.9210	
2016	0.3883	0.7136	0.4454	1.5473	1.4170	0.0630	3.0273	
2017	0.3943	0.7313	0.4517	1.5773	0.9735	0.0619	2.6127	
2018	0.3893	0.7243	0.4488	1.5624	1.1336	0.0587	2.7547	
2019	0.3906	0.7092	0.4496	1.5494	1.5032	0.0563	3.1089	
2020	0.3869	0.7040	0.4383	1.5292	1.4284	0.0568	3.0144	
2021	0.3931	0.6973	0.4368	1.5272	1.3785	0.0559	2.9616	
2022	0.4063	0.6796	0.4371	1.5230	1.3884	0.0551	2.9665	

**Notes to Schedule:**

- (a) Rate of District 101 (Indianapolis-Center Township), which is the only rate that includes all major services.
- (b) Data presented is per the tax rate schedule certified by the Department of Local Government Finance (DLGF).

**Marion County, Indiana**  
**(A Component Unit of the Consolidated City of Indianapolis - Marion County)**

**Table 9**  
**Principal Property Tax Payers**  
**December 31, 2022**  
*(In thousands)*

	2022				2013			
	Taxpayers	Taxable Assessed Value (a)	Rank	Percentage of Total County Taxable Assessed Value	Taxpayers	Taxable Assessed Value (b) (c)	Rank	Percentage of Total County Taxable Assessed Value
1	Eli Lilly and Company	\$ 1,439,069	1	2.619 %	Eli Lilly and Company	\$ 1,130,547	1	2.882 %
2	Citizens Energy Group	528,378	2	0.961	Citizens Energy Group	440,801	2	1.124
3	Federal Express Corporation	278,081	3	0.506	Indianapolis Power & Light Co.	408,967	3	1.043
4	Convention Headquarters Hotels, LLC	210,020	4	0.382	Convention Headquarters Hotels, LLC	174,342	4	0.445
5	Allison Transmission Inc.	191,793	5	0.349	Federal Express Corporation	165,049	5	0.421
6	Hertz Indianapolis 111 Monument, LLC	156,989	6	0.286	Cw Monument Circle Inc.	142,726	6	0.364
7	Rolls-Royce Corporation	135,207	7	0.246	Indiana Bell Telephone Company, Inc.	135,904	7	0.347
8	American United Life Insurance Company	106,676	8	0.194	Allison Transmission Inc.	120,901	8	0.308
9	Indianapolis Power and Light Company	101,255	9	0.184	American United Life Insurance Company	97,784	9	0.249
10	G&I IX MJW Keystone Crossing, LLC	101,086	10	0.184	Castleton Square, LLC	90,661	10	0.231
11	SVC Manufacturing Inc.	92,458	11	0.168	Rolls Royce	80,618	11	0.206
12	MSA North Developer LLC	88,391	12	0.161	SVC Manufacturing	80,606	12	0.206
13	Cellco Partnership	82,774	13	0.151	Indianapolis Motor Speedway, LLC	79,736	13	0.203
14	Castleton Square, LLC	82,723	14	0.151	Keystone Investors, LLC	79,545	14	0.203
15	IMD2 LLC	79,486	15	0.145	Ingredion Inc.	73,799	15	0.188
16	Comcast of Indianapolis LP	73,252	16	0.133	Circle Centre Development Company	69,406	16	0.177
17	Westin Indianapolis LLC	71,976	17	0.131	Verizon Wireless	66,482	17	0.170
18	Axis FC LLC	71,179	18	0.130	Hub Properties GA, LLC	62,116	18	0.158
19	Corteva Agriscience LLC	65,779	19	0.120	MT Acquisitions, LLC	61,389	19	0.157
20	Indianapolis Motor Speedway LLC	64,731	20	0.118	Hertz Indianapolis Two, LLC	52,371	20	0.134
		\$ 4,021,303		7.319		\$ 3,613,750		9.216

**Notes to Schedule:**

- (a) Represents the January 1, 2021 valuations for taxes due and payable in 2022 as represented by the taxpayer. Amounts in thousands. Net assessed valuation was determined using public records from the Marion County Treasurer's Office.
- (b) Represents the March 1, 2012 valuations for taxes due and payable in 2013 as represented by the taxpayer. Amounts in thousands. Net assessed valuation was determined using public records from the Marion County Treasurer's Office.
- (c) Data presented as originally published in the 2013 City of Indianapolis Comprehensive Annual Financial Report.

**Marion County, Indiana**  
**(A Component Unit of the Consolidated City of Indianapolis - Marion County)**

**Table 10**  
**Property Tax Levies and Collections**  
**December 31, 2022**  
**(In thousands)**

Fiscal Year Ended December 31	Taxes Levied for the Fiscal Year	Collected Within the Fiscal Year of the Levy		Collections in Subsequent Years	Total Collections to Date	
		Amount	Percentage of Levy (a)		Amount	Percentage of Levy (a)
2016	\$ 123,133	\$ 118,541	96.3 %	\$ 3,957	\$ 122,498	99.5 %
2017	128,833	124,935	97.0	3,405	128,340	99.6
2018	133,862	129,831	97.0	3,814	133,645	99.8
2019	143,295	135,915	94.8	4,767	140,682	98.2
2020	141,684	136,106	96.1	4,767	140,873	99.4
2021	150,743	145,570	96.6	4,422	149,992	99.5
2022	159,534	154,204	96.7	-	154,204	96.7

(a) The annual levy has an estimated contingency built-in for potential appeals. If those appeals are less than the estimate, the County would receive revenue over the total levy amount.

**Notes to Schedule:**

*Statistical information is not available for the preceding three years as 2016 was the first year the County reported under GAAP basis versus a special purpose framework.*

**Marion County, Indiana**  
**(A Component Unit of the Consolidated City of Indianapolis - Marion County)**

**Table 11**  
**Ratios of Outstanding Debt by Type**  
**December 31, 2022**

Fiscal Year Ended December 31	Governmental Activities					Total Governmental Activities Debt	Percentage of Personal Income (a)	Per Capita (a)
	Note Payable	Capital Leases (b)	Lease Liabilities	Financed Purchase Obligations				
2016	\$ 1,786,238	\$ 18,874,240	\$ -	\$ -	\$ 20,660,478	0.04500 %	22	
2017	819,824	29,684,042	-	-	30,503,866	0.06716	32	
2018	374,295	34,638,278	-	-	35,012,573	0.07232	37	
2019	1,447,040	677,273,771	-	-	678,720,811	1.36878	704	
2020	1,973,352	705,790,781	-	-	707,764,133	1.34868	724	
2021	2,049,158	723,017,354	-	-	725,066,512	1.26627	747	
2022	1,402,139	-	28,255,694	686,352,519	716,010,352	1.12352	737	

(a) See schedule 13 for personal income and population data. These ratios are calculated using personal income and population.

(b) Capital lease balances prior to the implementation of GASB Statement No. 87, Leases, in 2022

**Notes to Schedule:**

*Statistical information is not available for the preceding three years as 2016 was the first year the County reported under GAAP basis versus a special purpose framework.*

**Marion County, Indiana**  
**(A Component Unit of the Consolidated City of Indianapolis - Marion County)**

**Table 12**  
**Schedule of Direct and Overlapping Debt and Bonded Debt Limit (a)**  
**December 31, 2022**  
*(In thousands)*

	Assessed Value (d)	Bonding Limit		Bonds Outstanding (g)
		%	Dollar Amount	
<b>Direct Debt</b>				
Marion County	\$ 49,139,088	0.67%	\$ 329,232	\$ -
<b>Other Direct Debt</b>				
Note payable				1,402
Financed purchase obligations				686,353
Lease liabilities				28,256
Total County Direct Debt				\$ 716,011
<b>Overlapping</b>				
<b>City of Indianapolis</b>				
Civil City	45,984,079	0.67%	308,093	\$ 66,590
Park District	49,139,088	0.67%	329,232	23,930
Redevelopment District	45,984,079	(e)	-	-
Stormwater Control District	49,139,088	0.67%	329,232	-
Metropolitan Thoroughfare District	49,139,088	1.33%	653,550	199,585
Solid Waste Disposal District	46,053,015	2.00%	921,060	-
Public Safety Communications and Computer Facilities District	49,139,088	0.67%	329,232	37,655
Premium on General Obligation Debt	-		-	22,148
Total City General Obligation Debt	334,577,525		2,870,399	349,908
<b>Municipal Corporations:</b>				
Indianapolis Airport Authority	49,139,088	0.67%	329,232	-
Health and Hospital Corporation	49,139,088	0.67%	329,232	158,680
Capital Improvement Board of Managers	49,139,088	0.67%	329,232	-
Indianapolis-Marion County Building Authority	49,139,088	(b)	-	-
Indianapolis-Marion County Public Library	48,447,030	0.67%	324,595	62,510
Indianapolis Public Transportation Corporation	46,536,467	0.67%	311,794	-
Total Municipal Corporations	291,539,849		1,624,085	221,190
<b>School Districts</b>				
Beech Grove	523,700	(f)	3,509	5,699
Decatur	1,846,690	(f)	12,373	10,990
Franklin	3,302,687	(f)	22,128	9,325
Indianapolis Public Schools	13,858,771	(f)	92,854	90,455
Lawrence	5,856,802	(f)	39,241	19,005
Perry	4,369,096	(f)	29,273	22,139
Pike	5,377,537	(f)	36,029	27,875
Speedway	692,059	(f)	4,637	1,005

**Marion County, Indiana**  
**(A Component Unit of the Consolidated City of Indianapolis - Marion County)**

**Table 12**  
**Schedule of Direct and Overlapping Debt and Bonded Debt Limit (a) (Continued)**  
**December 31, 2022**  
*(In thousands)*

	Assessed Value (d)	Bonding Limit		Bonds Outstanding (g)
		%	Dollar Amount	
<b>School Districts (continued)</b>				
Warren	\$ 3,111,117	(f)	\$ 20,844	\$ 9,810
Washington	6,809,026	(f)	45,620	26,530
Wayne	3,624,511	(f)	24,284	5,970
Total School Districts	<u>49,371,996</u>		<u>330,792</u>	<u>228,803</u>
<b>Other Cities and Towns</b>				
Beech Grove	552,386	0.67%	3,701	120
Lawrence	1,841,627	0.67%	12,339	1,298
Southport	68,936	0.67%	462	33
Speedway	692,059	0.67%	4,637	4,395
Total Other Cities and Towns	<u>3,155,008</u>		<u>21,139</u>	<u>5,846</u>
<b>Townships</b>				
Center	8,158,462	0.67%	54,662	-
Decatur	1,846,690	0.67%	12,373	-
Franklin	3,446,464	0.67%	23,091	-
Lawrence	6,295,631	0.67%	42,181	2,460
Perry	4,779,999	0.67%	32,026	-
Pike	5,218,292	0.67%	34,963	-
Warren	4,220,136	0.67%	28,275	-
Washington	9,814,923	0.67%	65,760	-
Wayne	5,082,059	0.67%	34,050	263
Total Townships	<u>48,862,656</u>		<u>327,381</u>	<u>2,723</u>
<b>Excluded Library Districts</b>				
Speedway	692,059	0.67%	4,637	45
Total Excluded Library Districts	<u>692,059</u>		<u>4,637</u>	<u>45</u>
Ben Davis Conservancy District	<u>434,234</u>	(c)	-	-
Total overlapping debt				<u>808,515</u>
Total direct and overlapping debt				<u>\$ 1,524,526</u>

**Marion County, Indiana**  
**(A Component Unit of the Consolidated City of Indianapolis - Marion County)**  
**Table 12**  
**Schedule of Direct and Overlapping Debt and Bonded Debt Limit (a) (Continued)**  
**December 31, 2022**

- (a) Excludes revenue bonds not payable from ad valorem taxes.
- (b) There is no debt limit for the Indianapolis-Marion County Building Authority. Its debt service requirements are funded by rentals paid by the City of Indianapolis and Marion County from ad valorem taxes mandated by the Building Authority's enabling legislation.
- (c) Ben Davis Conservancy District has no bonding limit. Bonds are payable from either collection of special benefit taxes or revenues produced from the project per Indiana Code 14-33-11-4.
- (d) Represents the January 1, 2021 (Marion County Auditor's "certified abstract") assessment for taxes due and payable in 2022.
- (e) There is no statutory constitutional debt limitation to the Redevelopment Districts.
- (f) A statutory 0.67% limit on school district debt does not apply to any debt that is incurred by a school district building corporation for the purpose of constructing facilities to be leased to the school district at rentals sufficient to fund the corporation's annual debt service requirements. The bonding limit shown is the sum of the statutory limit and does not include the outstanding building corporation debt.
- (g) Governmental activities debt of the overlapping governments is not readily available; only general obligation debt is reported in this column.

**Marion County, Indiana**  
**(A Component Unit of the Consolidated City of Indianapolis - Marion County)**

**Table 13**  
**Demographic and Economic Statistics**  
**December 31, 2022**

<b>Year</b>	<b>Population (a)</b>	<b>Personal Income (b) (In Thousands)</b>	<b>Per Capita Personal Income (b)</b>	<b>Median Age (c)</b>	<b>Education Level in Years of Schooling (a)</b>	<b>Student Enrollment (d)</b>	<b>Unemployment Rate (e)</b>
2013	929,722	42,029,249	45,197	33.90	12	149,697	9.40 %
2014	935,745	43,324,791	46,290	34.10	12	130,007	7.00
2015	940,235	45,335,677	48,238	34.30	12	130,371	5.80
2016	944,034	46,676,017	49,357	34.40	12	131,754	4.60
2017	950,082	47,727,002	50,211	34.50	12	132,596	3.90
2018	954,670	50,634,219	52,815	34.50	12	132,838	3.10
2019	964,582	52,478,123	54,405	34.20	12	131,292	3.40
2020	977,203	57,259,810	59,264	34.40	12	131,830	5.70
2021	971,102	63,729,003	65,625	34.40	12	127,552	1.90
2022	971,647 (h)	63,729,003 (f)	65,625 (f)	34.40 (g)	12	127,458	2.50

- (a) U.S. Census Bureau
- (b) Bureau of Economic Analysis
- (c) Stats Indiana
- (d) Indiana Department of Education
- (e) Bureau of Labor Statistics, Dec rate
- (f) This information will be released by the Bureau of Economics Analysis in August 2023; therefore, prior year numbers were utilized.
- (g) This information will be released by the U.S. Census Bureau at a future date; therefore, prior year numbers were utilized.
- (h) This information is as of 7/1/2022

**Marion County, Indiana**  
**(A Component Unit of the Consolidated City of Indianapolis - Marion County)**

**Table 14**  
**Principal Employers**  
**December 31, 2022**

Employer	2022 (b)			Employer	2013 (c)		
	Employees	Rank	Percentage of Total City Employment (a)		Employees	Rank	Percentage of Total City Employment (a)
Indiana University Health	23,187	1	4.81 %	Indiana University Health	20,292	1	4.69 %
Ascension St. Vincent	17,398	2	3.61	St. Vincent Hospitals & Health Services	11,075	2	2.56
Community Health Network	15,000	3	3.11	Eli Lilly and Company	10,500	3	2.42
IUPUI	14,000	4	2.90	Wal-Mart	9,000	4	2.08
Eli Lilly and Company	10,317	5	2.14	Marsh Supermarkets	8,890	5	2.05
Walmart	9,582	6	1.99	Community Health Network	8,100	6	1.87
Kroger Co	7,520	7	1.56	Indianapolis Public Schools	6,123	7	1.41
Federal Express Corporation	6,500	8	1.35	Fed Ex Express	6,000	8	1.39
Anthem	4,870	9	1.01	Franciscan St. Francis Health	5,576	9	1.29
Meijer	4,707	10	0.98	IUPUI	5,100	10	1.18

- (a) Percentage of total City employment is calculated by using total Employed Labor Force, which can be found at [www.stats.indiana.edu](http://www.stats.indiana.edu).
- (b) Largest employers can be found at [www.indypartnership.com](http://www.indypartnership.com) (Indy Partnership).
- (c) Data presented as originally published in the 2013 City of Indianapolis Comprehensive Annual Financial Report.

**Marion County, Indiana**  
**(A Component Unit of the Consolidated City of Indianapolis - Marion County)**  
**Table 15**  
**Full-Time Equivalent County Government Employees by Function/Program**  
**December 31, 2022**

	December 31						
	2022	2021	2020	2019	2018	2017	2016
Administration and finance	128	137	126	127	138	117	120
Protection of people and property	218	64	56	65	63	60	60
Corrections	834	874	976	1,019	959	996	1,010
Judicial	1,114	1,170	1,222	1,296	1,322	1,351	1,337
Culture and recreation	3	3	3	2	3	3	4
Real estate and assessments	103	106	100	107	110	110	114
Total Full-Time County Employees	<u>2,400</u>	<u>2,354</u>	<u>2,483</u>	<u>2,616</u>	<u>2,595</u>	<u>2,637</u>	<u>2,645</u>

**Notes to Schedule:**

Source: City of Indianapolis Controller's Office

*Statistical information is not available for the preceding three years as 2016 was the first year the County reported under GAAP basis versus a special purpose framework.*

**Marion County, Indiana**  
**(A Component Unit of the Consolidated City of Indianapolis - Marion County)**

**Table 16**  
**Operating Indicators by Function/Program**  
**December 31, 2022**

Function/Program	2022	2021	2020	2019	2018	2017	2016
<b>Elections</b>							
Registered Voters	(f)	(a)	670,086	635,328	647,977	(a)	715,154
Total Voters (General Election)	(f)	(a)	394,554	153,977	309,686	(a)	370,498
Total Voters (Primary)	(f)	(a)	142,327	54,286	98,718	(a)	220,903
<b>Prosecutor</b>							
Misdemeanor cases disposed	12,741	11,219	8,102	17,132	15,613	12,472	13,141
Misdemeanor cases filed	7,365	9,158	10,373	17,731	16,286	18,279	18,555
Misdemeanor cases reviewed	9,247	11,311	13,681	21,650	19,158	22,049	21,711
Felony cases disposed	11,302	9,937	8,075	13,468	13,717	12,452	9,886
Felony cases filed	9,679	10,974	11,148	12,102	12,944	13,771	13,761
Felony cases reviewed	11,082	13,040	14,137	15,144	15,685	16,617	16,519
<b>Forensics</b>							
Forensic test labs submissions	12,982	11,242	12,801	13,851	14,184	13,697	12,989
Forensic test labs completed	13,576	10,805	11,374	14,384	13,596	13,606	12,951
Evidence items analyzed	68,799	53,148	56,234	66,304	64,535	66,464	66,400
<b>Community Corrections</b>							
Program graduates (b)	53	38	21	242	224	238	(c)
Duvall Residential Facility clients	780	846	461	1,030	1,014	1,081	(c)
Electronic monitoring clients	5,959	5,971	8,161	8,588	10,349	14,989	(c)
<b>Sheriff</b>							
E-911 Calls Answered	941,745	970,243	1,344,872	1,294,599	1,033,924	1,029,064	1,134,450
Arrestees Processed	24,915	29,202	30,190	42,860	41,936	38,184	38,424
Average daily jail population	2,364	2,149	1,895	2,349	2,411	2,540	2,498
<b>Superior Court</b>							
Civil cases disposed	31,020	31,387	28,279	30,752	29,272	29,362	27,498
Criminal cases disposed	27,694	75,818	81,531	118,128	114,880	113,847	115,903
Juvenile cases disposed	16,776	13,765	6,465	8,568	9,762	10,420	10,143
Probate cases disposed	2,433	2,179	7,013	3,718	2,671	1,830	1,929
<b>Circuit Court</b>							
Civil cases disposed	7,344	2,017	2,135	2,034	2,857	2,138	2,616
Paternity court cases	3,441	2,118	1,036	1,701	2,049	1,653	2,076

**Marion County, Indiana**  
**(A Component Unit of the Consolidated City of Indianapolis - Marion County)**

**Table 16**  
**Operating Indicators by Function/Program (Continued)**  
**December 31, 2022**

Function/Program	2022	2021	2020	2019	2018	2017	2016
<b>Auditor</b>							
Property tax refunds issued - quantity	2,207	3,484	1,924	3,520	4,320	5,809	10,321
Properties sold by county for delinquent taxes	883	1,136	674	-	771	1,100	1,108
Property tax abatements granted - quantity	144	144	150	157	155	161	156
<b>Clerk</b>							
Marriage licenses issued	7,018	6,633	6,097	7,421	7,918	7,920	8,015
Divorces processed	1,495	3,938	3,685	4,181	3,970	3,778	3,865
<b>Assessor</b>							
Assessed parcels of property	79,519	85,717	83,822	88,675	80,371	88,815	84,493
Appeals filed (d)	5,033	6,205	9,381	6,928	7,887	8,585	9,800
Appeals worked	9,116	8,302	9,201	10,821	11,134	12,521	15,492
<b>Public Defender</b>							
Cases appointed to divisions (e)	17,082	20,961	20,895	27,720	22,018	21,784	24,404
<b>Coroner</b>							
External exams	705	798	839	594	510	430	474
Full autopsies	1,092	945	826	718	737	651	499
Homicides investigated	247	294	283	182	197	193	180
Drug related deaths investigated	852	826	661	436	389	385	331

**Notes to Schedule:**

- (a) Not applicable. No general election or primary in 2017 or 2021.
- (b) Community Corrections provides various programs for clients and the graduates of four key programs are listed above. These programs are Thinking for Change, Conflict Resolution, Partners in Parenting and Theft/Larceny.
- (c) Not available.
- (d) Appeals filed are tracked for the year of assessed value. They are shown in the year following, which is when the taxes on the assessed property is payable.
- (e) The Public Defender Office consists of various divisions which are appointed cases. The cases appointed to the Juvenile, Misdemeanor, Domestic Violence, L6 Felony, Major Felony, Conflict, Problem Solving and Appellate Divisions are listed above.
- (f) This information is not available as of the ACFR issuance date.

Source: Various County departments

Statistical information is not available for the preceding three years as 2016 was the first year the County reported under GAAP basis versus a special purpose framework.

**Marion County, Indiana**  
**(A Component Unit of the Consolidated City of Indianapolis - Marion County)**

**Table 17**  
**Capital Asset Statistics by Function/Program**  
**December 31, 2022**

Function/Program	2022	2021	2020	2019	2018	2017	2016
<b>Administration and Finance</b>							
Voting machines	2,940	2,938	2,390	2,390	2,640	919	919
Buildings	2	2	2	2	2	2	2
Vehicles and other rolling stock	16	13	13	16	15	15	15
<b>Protection of People and Property</b>							
Vehicles and other rolling stock	315	305	343	370	370	389	382
<b>Corrections</b>							
Vehicles and other rolling stock	12	12	12	13	12	12	16
Jails and other buildings	4	4	6	5	5	5	5
<b>Judicial</b>							
Courts	71	71	55	55	55	55	55
Buildings	4	5	7	7	7	7	7
Vehicles and other rolling stock	34	36	36	41	45	33	33
<b>Real Estate and Assessments</b>							
Vehicles and other rolling stock	5	5	5	5	5	5	5

**Notes to Schedule:**

Source: Various County departments

*Statistical information is not available for the preceding three years as 2016 was the first year the County reported under GAAP basis versus a special purpose framework.*



---

**Marion County, Indiana  
(A Component Unit of the  
Consolidated City of  
Indianapolis - Marion County)**

**Single Audit Report**

Year Ended December 31, 2022

---



**Marion County, Indiana**  
**(A Component Unit of the Consolidated City of**  
**Indianapolis - Marion County)**  
**December 31, 2022**

**Contents**

<b>Schedule of Expenditures of Federal Awards .....</b>	<b>1</b>
<b>Notes to the Schedule of Expenditures of Federal Awards .....</b>	<b>2</b>
<b>Report on Internal Control Over Financial Reporting and on Compliance and Other Matters Based on an Audit of Financial Statements Performed in Accordance With <i>Government Auditing Standards</i> - Independent Auditor's Report .....</b>	<b>3</b>
<b>Report on Compliance for Each Major Federal Program; Report on Internal Control Over Compliance; and Report on Schedule of Expenditures of Federal Awards Required by the Uniform Guidance - Independent Auditor's Report.....</b>	<b>5</b>
<b>Schedule of Findings and Questioned Costs.....</b>	<b>8</b>
<b>Summary Schedule of Prior Audit Findings.....</b>	<b>14</b>

# Marion County, Indiana

## (A Component Unit of the Consolidated City of Indianapolis - Marion County)

### Schedule of Expenditures of Federal Awards Year Ended December 31, 2022

Federal Grantor/Pass-Through Grantor Program or Cluster Title	Federal Assistance Listing Number	Pass-Through Entity Identifying Number	Passed Through to Subrecipients	Total Federal Expenditures
<b>U.S. Department of Justice</b>				
City of Indianapolis				
COVID-19 Coronavirus Emergency Supplemental Fund	16.034	NA	\$ -	\$ 1,711,918
Strengthening the Medical Examiner - Coroner System	16.037	Direct	-	40,593
Indiana Criminal Justice Institute				
	16.575	VOCA-2020-00179, VOCA-2022-0174, VOCA-UND-2020-00036, VOCA-2020-00103, VOCA-2022-0031, VOCA-2020-0043, VOCA-2022-		
Crime Victim Assistance		00089	-	619,045
Drug Court Discretionary Grant Program	16.585	Direct	-	95,125
Indiana Criminal Justice Institute				
Violence Against Women Formula Grants	16.588	00040, STOP-2022-0012	-	73,357
City of Indianapolis				
Grants to Encourage Arrest Policies and Enforcement of Protection Orders	16.590	NA	-	42,737
State Criminal Alien Assistance Program	16.606	Direct	-	506
Indiana Criminal Justice Institute				
Project Safe Neighborhoods PSN	16.609	44624, 55813		69,836
Public Safety Partnership and Community Policing Grants	16.710	Direct	-	22,670
City of Indianapolis				
Edward Byrne Memorial Justice Assistance Grant Program	16.738	NA	-	562,216
Indiana Criminal Justice Institute				
Edward Byrne Memorial Justice Assistance Grant Program	16.738	00070, 00067, 61607	-	79,880
			Total 16.738	642,096
DNA Backlog Reduction Program	16.741	Direct	-	270,689
Criminal and Juvenile Justice and Mental Health Collaboration	16.745	Direct	-	78,931
Congressionally Recommended Awards	16.753	Direct	-	31,876
Smart Prosecution Initiative	16.825	Direct	-	(3,272)
City of Indianapolis				
National Sexual Assault Kit Initiative	16.833	NA	-	214,575
Institute for Intergovernmental Research				
Comprehensive Opioid, Stimulant, and Substance Abuse Program	16.838	2020-BRIDGES-0072	-	21,583
Comprehensive Opioid, Stimulant, and Substance Abuse Program	16.838	Direct	-	188,007
			Total 16.838	209,590
Federal Equitable Chare Law Enforcement - Forfeitures	16.922	Direct	-	120,288
<b>Total U.S. Department of Justice</b>			-	4,240,560
<b>U.S. Department of Treasury</b>				
Federal Equitable Chare Law Enforcement - Forfeitures				
City of Indianapolis	21.016	Direct	-	146,701
COVID-19 Coronavirus State and Local Fiscal Recovery Funds	21.027	NA	-	1,696,644
<b>Total U.S. Department of Treasury</b>			-	1,843,345
<b>U.S. Department of Health and Human Services</b>				
Indiana State Department of Health				
Injury Prevention and Control Research and State and Community Based Programs	93.136	47472	-	3,747
Substance Abuse and Mental Health Services Projects of Regional and National Significance	93.243	Direct	-	364,215
Indiana Department of Child Services				
Child Support Enforcement	93.563	NA	-	3,790,745
Indiana Department of Child Services				
Social Services Block Grant	93.667	46925	-	311,900
Indiana Family and Social Services Administration				
Elder Abuse Prevention Interventions Program	93.747	58928	-	24,130
Indiana Supreme Court				
State Targeted Response to the Opioid Crisis Grants	93.788	22-51C89-C49-001	-	62,009
<b>Total U.S. Department of Health and Human Services</b>			-	4,556,746
<b>Executive Office of the President</b>				
Indiana High Intensity Drug Trafficking Areas				
High Intensity Drug Trafficking Areas	95.001	G22LC0003A	-	64,000
<b>Total Executive Office of the President</b>			-	64,000
<b>U.S. Department of Homeland Security</b>				
Indiana Department of Homeland Security				
Emergency Management Performance Grants	97.042	EMC-2022-EP-0005	-	75,000
<b>Total U.S. Department of Homeland Security</b>			-	75,000
<b>Total Expenditures of Federal Awards</b>			<b>\$ -</b>	<b>\$ 10,779,651</b>

**Marion County, Indiana**  
**(A Component Unit of the Consolidated City of**  
**Indianapolis - Marion County)**

**Notes to Schedule of Expenditures of Federal Awards**  
**Year Ended December 31, 2022**

**Note 1: Basis of Presentation**

The accompanying schedule of expenditures of federal awards (the "Schedule") includes the federal award activity of Marion County, Indiana (County) under programs of the federal government for the year ended December 31, 2022. The information in this Schedule is presented in accordance with the requirements of Title 2 U.S. *Code of Federal Regulations* Part 200, *Uniform Administrative Requirements, Cost Principles, and Audit Requirements for Federal Awards* (Uniform Guidance). Because the Schedule presents only a selected portion of the operations of the County, it is not intended to and does not present the financial position, changes in net position or cash flows of the County.

**Note 2: Summary of Significant Accounting Policies**

Expenditures reported on the Schedule are reported on the accrual basis of accounting. Such expenditures are recognized following Uniform Guidance or other applicable regulatory guidance, wherein certain types of expenditures are not allowable or are limited to reimbursement. Negative amounts shown on the Schedule, if any, represent adjustments or credits in the normal course of business amounts reported as expenditures in prior year.

**Note 3: Indirect Cost Rate**

The County has elected not to use the 10 percent de minimis indirect cost rate allowed under the Uniform Guidance.

## **Report on Internal Control Over Financial Reporting and on Compliance and Other Matters Based on an Audit of Financial Statements Performed in Accordance with *Government Auditing Standards***

### **Independent Auditor's Report**

The Honorable Mayor and Members  
of the City-County Council  
Marion County, Indiana

We have audited, in accordance with the auditing standards generally accepted in the United States of America and the standards applicable to financial audits contained in *Government Auditing Standards*, issued by the Comptroller General of the United States (*Government Auditing Standards*), the financial statements of the governmental activities, each major fund, and the aggregate remaining fund information of Marion County, Indiana (County), a component unit of the Consolidated City of Indianapolis – Marion County, as of and for the year ended December 31, 2022, and the related notes to the financial statements, which collectively comprise the County's basic financial statements, and have issued our report thereon dated June 22, 2023, which included an emphasis-of-matter for a change in accounting principle.

#### ***Report on Internal Control Over Financial Reporting***

In planning and performing our audit of the financial statements, we considered the County's internal control over financial reporting (internal control) as a basis for designing audit procedures that are appropriate in the circumstances for the purpose of expressing our opinion on the financial statements, but not for the purpose of expressing an opinion on the effectiveness of the County's internal control. Accordingly, we do not express an opinion on the effectiveness of the County's internal control.

A *deficiency in internal control* exists when the design or operation of a control does not allow management or employees, in the normal course of performing their assigned functions, to prevent, or detect and correct, misstatements on a timely basis. A *material weakness* is a deficiency, or a combination of deficiencies, in internal control, such that there is a reasonable possibility that a material misstatement of the entity's financial statements will not be prevented, or detected and corrected, on a timely basis. A *significant deficiency* is a deficiency, or a combination of deficiencies, in internal control that is less severe than a material weakness, yet important enough to merit attention by those charged with governance.

Our consideration of internal control was for the limited purpose described in the first paragraph of this section and was not designed to identify all deficiencies in internal control that might be material weaknesses or significant deficiencies. Given these limitations, during our audit, we did not identify any deficiencies in internal control that we consider to be material weaknesses. We identified certain deficiencies in internal control, described in the accompanying schedule of findings and questioned costs as items 2022-001 and 2022-002, that we consider to be significant deficiencies.

## ***Report on Compliance and Other Matters***

As part of obtaining reasonable assurance about whether the County's financial statements are free from material misstatement, we performed tests of its compliance with certain provisions of laws, regulations, contracts, and grant agreements, noncompliance with which could have a direct and material effect on the financial statements. However, providing an opinion on compliance with those provisions was not an objective of our audit, and accordingly, we do not express such an opinion. The results of our tests disclosed no instances of noncompliance or other matters that are required to be reported under *Government Auditing Standards*.

## ***County's Responses to Findings***

*Government Auditing Standards* requires the auditor to perform limited procedures on the County's responses to the findings identified in our audit and described in the accompanying schedule of findings and questioned costs. The County's responses were not subjected to the auditing procedures applied in the audit of the financial statements, and accordingly, we express no opinion on the responses.

## ***Purpose of This Report***

The purpose of this report is solely to describe the scope of our testing of internal control and compliance and the results of that testing, and not to provide an opinion on the effectiveness of the County's internal control or on compliance. This report is an integral part of an audit performed in accordance with *Government Auditing Standards* in considering the County's internal control and compliance. Accordingly, this communication is not suitable for any other purpose.

**FORVIS,LLP**

Indianapolis, Indiana  
June 22, 2023



201 N. Illinois Street, Suite 700 / Indianapolis, IN 46204

P 317.383.4000 / F 317.383.4200

[forvis.com](http://forvis.com)

## **Report on Compliance for Each Major Federal Program, Report on Internal Control Over Compliance, and Report on Schedule of Expenditures of Federal Awards Required by the Uniform Guidance**

### **Independent Auditor's Report**

The Honorable Mayor and Members  
of the City-County Council  
Indianapolis, Indiana

#### **Report on Compliance for Each Major Federal Program**

##### ***Opinion on Each Major Federal Program***

We have audited Marion County, Indiana's (County) compliance with the types of compliance requirements identified as subject to audit in the *OMB Compliance Supplement* that could have a direct and material effect on each of the County's major federal programs for the year ended December 31, 2022. The County's major federal programs are identified in the summary of auditor's results section of the accompanying schedule of findings and questioned costs.

In our opinion, the County complied, in all material respects, with the compliance requirements referred to above that could have a direct and material effect on each of its major federal programs for the year ended December 31, 2022.

##### ***Basis for Opinion on Each Major Federal Program***

We conducted our audit of compliance in accordance with auditing standards generally accepted in the United States of America (GAAS); the standards applicable to financial audits contained in *Government Auditing Standards* issued by the Comptroller General of the United States (*Government Auditing Standards*); and the audit requirements of Title 2 U.S. *Code of Federal Regulations* Part 200, *Uniform Administrative Requirements, Cost Principles, and Audit Requirements for Federal Awards* (Uniform Guidance). Our responsibilities under those standards and the Uniform Guidance are further described in the "Auditor's Responsibilities for the Audit of Compliance" section of our report.

We are required to be independent of the County and to meet our other ethical responsibilities, in accordance with relevant ethical requirements relating to our audit. We believe that the audit evidence we have obtained is sufficient and appropriate to provide a basis for our opinion on compliance for each major federal program. Our audit does not provide a legal determination of County's compliance with the compliance requirements referred to above.

##### ***Responsibilities of Management for Compliance***

Management is responsible for compliance with the requirements referred to above and for the design, implementation, and maintenance of effective internal control over compliance with the requirements of laws, statutes, regulations, rules, and provisions of contracts or grant agreements applicable to County's federal programs.

## ***Auditor's Responsibilities for the Audit of Compliance***

Our objectives are to obtain reasonable assurance about whether material noncompliance with the compliance requirements referred to above occurred, whether due to fraud or error, and express an opinion on County's compliance based on our audit. Reasonable assurance is a high level of assurance but is not absolute assurance and therefore is not a guarantee that an audit conducted in accordance with GAAS, *Government Auditing Standards*, and the Uniform Guidance will always detect material noncompliance when it exists. The risk of not detecting material noncompliance resulting from fraud is higher than for that resulting from error, as fraud may involve collusion, forgery, intentional omissions, misrepresentations, or the override of internal control. Noncompliance with the compliance requirements referred to above is considered material if there is a substantial likelihood that, individually or in the aggregate, it would influence the judgment made by a reasonable user of the report on compliance about County's compliance with the requirements of each major federal program as a whole.

In performing an audit in accordance with GAAS, *Government Auditing Standards*, and the Uniform Guidance, we:

- Exercise professional judgment and maintain professional skepticism throughout the audit.
- Identify and assess the risks of material noncompliance, whether due to fraud or error, and design and perform audit procedures responsive to those risks. Such procedures include examining, on a test basis, evidence regarding County's compliance with the compliance requirements referred to above and performing such other procedures as we considered necessary in the circumstances.
- Obtain an understanding of County's internal control over compliance relevant to the audit in order to design audit procedures that are appropriate in the circumstances and to test and report on internal control over compliance in accordance with the Uniform Guidance, but not for the purpose of expressing an opinion on the effectiveness of County's internal control over compliance. Accordingly, no such opinion is expressed.

We are required to communicate with those charged with governance regarding, among other matters, the planned scope and timing of the audit and any significant deficiencies and material weaknesses in internal control over compliance that we identified during the audit.

## **Report on Internal Control Over Compliance**

*A deficiency in internal control over compliance* exists when the design or operation of a control over compliance does not allow management or employees, in the normal course of performing their assigned functions, to prevent, or detect and correct, noncompliance with a type of compliance requirement of a federal program on a timely basis. *A material weakness in internal control over compliance* is a deficiency, or a combination of deficiencies, in internal control over compliance, such that there is a reasonable possibility that material noncompliance with a type of compliance requirement of a federal program will not be prevented, or detected and corrected, on a timely basis. *A significant deficiency in internal control over compliance* is a deficiency, or a combination of deficiencies, in internal control over compliance with a type of compliance requirement of a federal program that is less severe than a material weakness in internal control over compliance, yet important enough to merit attention by those charged with governance.

Our consideration of internal control over compliance was for the limited purpose described in the “Auditor’s Responsibilities for the Audit of Compliance” section above and was not designed to identify all deficiencies in internal control over compliance that might be material weaknesses or significant deficiencies in internal control over compliance. Given these limitations, during our audit, we did not identify any deficiencies in internal control over compliance that we consider to be material weaknesses, as defined above. However, material weaknesses or significant deficiencies in internal control over compliance may exist that were not identified.

Our audit was not designed for the purpose of expressing an opinion on the effectiveness of internal control over compliance. Accordingly, no such opinion is expressed.

The purpose of this report on internal control over compliance is solely to describe the scope of our testing of internal control over compliance and the results of that testing based on the requirements of the Uniform Guidance. Accordingly, this report is not suitable for any other purpose.

### **Report on Schedule of Expenditures of Federal Awards Required by the Uniform Guidance**

We have audited the financial statements of the governmental activities, each major fund, and the aggregate remaining fund information of the County, as of and for the year ended December 31, 2022, and the related notes to the financial statements, which collectively comprise the County’s basic financial statements. We have issued our report thereon dated June 22, 2023, which contained unmodified opinions on those financial statements, and included an emphasis-of-matter paragraph for a change in accounting principle. Our audit was performed for the purpose of forming opinions on the financial statements that comprise the basic financial statements as a whole. The accompanying schedule of expenditures of federal awards is presented for purposes of additional analysis as required by the Uniform Guidance and is not a required part of the basic financial statements. Such information is the responsibility of management and was derived from and relates directly to the underlying accounting and other records used to prepare the basic financial statements. The information has been subjected to the auditing procedures applied in the audit of the financial statements and certain additional procedures, including comparing and reconciling such information directly to the underlying accounting and other records used to prepare the basic financial statements or to the basic financial statements themselves, and other additional procedures in accordance with auditing standards generally accepted in the United States of America. In our opinion, the schedule of expenditures of federal awards is fairly stated in all material respects in relation to the financial statements as a whole.

**FORVIS,LLP**

Indianapolis, Indiana  
June 22, 2023

**Marion County, Indiana**  
**(A Component Unit of the Consolidated City of Indianapolis - Marion County)**  
**Schedule of Findings and Questioned Costs**  
**Year Ended December 31, 2022**

**Section I – Summary of Auditor’s Results**

***Financial Statements***

1. Type of report the auditor issued on whether the financial statements audited were prepared in accordance with GAAP was:  
 Unmodified       Qualified       Adverse       Disclaimer
  
2. Internal control over financial reporting:  
Significant deficiency(ies) identified?       Yes       None Reported  
Material weakness(es) identified?       Yes       No
  
3. Noncompliance material to the financial statements noted?       Yes       No

***Federal Awards***

3. Internal control over major federal awards programs:  
Significant deficiency(ies) identified?       Yes       None Reported  
Material weakness(es) identified?       Yes       No
  
4. Type of auditor’s report on compliance for the major federal award programs:  
 Unmodified       Qualified       Adverse       Disclaimer
  
5. Any audit findings disclosed that required to be reported in accordance with 2 CFR 200.516(a)?       Yes       No

**Marion County, Indiana**  
**(A Component Unit of the Consolidated City of Indianapolis - Marion County)**  
**Schedule of Findings and Questioned Costs (Continued)**  
**Year Ended December 31, 2022**

6. Identification of major federal programs:

<b>Assistance Listing Numbers</b>	<b>Name of Federal Program or Cluster</b>
21.027	COVID-19 Coronavirus State and Local Fiscal Recovery
93.563	Child Support Enforcement

7. The threshold used to distinguish between Type A and Type B programs was \$750,000.

8. The County qualified as a low-risk auditee?  Yes  No

**Marion County, Indiana**  
**(A Component Unit of the Consolidated City of Indianapolis - Marion County)**  
**Schedule of Findings and Questioned Costs (Continued)**  
**Year Ended December 31, 2022**

**Section II – Financial Statement Findings**

<b>Reference Number</b>	<b>Finding</b>
2022-001	<p><b>Criteria or Specific Requirement:</b> Management is responsible for establishing and maintaining effective internal controls over financial reporting.</p> <p><b>Condition:</b> Certain County funds and County custodial funds are not regularly maintained within the County’s general ledger system and are not subject to the overall internal control structure of the County. This includes the Sheriff Commissary special revenue fund, the Clerk of Circuit Court, and Sheriff custodial funds, whose daily activity is not maintained within the County’s general ledger. Because activity is not regularly maintained within the general ledger, the County’s internal control environment over financial reporting has increased risk to not timely detect adjustments necessary to prepare financial statements. (Significant Deficiency)</p> <p><b>Context:</b> Portions of the Sheriff Commissary funds must be manually inserted into the year-end financial statements, and a journal entry is posted annually to record all activity for the Clerk and Sheriff custodial funds. Although bank accounts are reconciled on a monthly basis, daily activities of these funds are not subject to the County’s overall internal control structure.</p> <p><b>Effect:</b> Misstatements in the financial statements.</p> <p><b>Cause:</b> The statutory basis upon which these funds were established has resulted in a decentralized approach to managing, monitoring and reporting the activities within these funds.</p> <p><b>Recommendation:</b> To assist in financial statement preparation and strengthen internal controls, management should require all financial activity be recorded within the PeopleSoft general ledger system on a regular basis. For the Sheriff Commissary special revenue fund, the Clerk of Circuit Court custodial fund and the Sheriff custodial fund, we recommend that financial activity be recorded at least quarterly into PeopleSoft if a usable interface with PeopleSoft is not possible. However, appropriate internal controls should be established to allow the Office of Finance and Management sufficient visibility into the financial transactions occurring within these funds.</p>

**Marion County, Indiana**  
**(A Component Unit of the Consolidated City of Indianapolis - Marion County)**  
**Schedule of Findings and Questioned Costs (Continued)**  
**Year Ended December 31, 2022**

**Reference  
Number**

**Finding**

**Views of Responsible Officials and Planned Corrective Action:** Marion County has several external bank accounts that are maintained by the Sheriff and Clerk, which are allowed under Indiana Code, and are outside of the general ledger of the County's financial system. These accounts, however, are under the jurisdiction of the County, whether it is in a fiduciary capacity, or actual County funds and as such are incorporated into the County's financial statements. In order to maintain better financial and reporting controls, the financial information for these accounts are requested by the Office of Finance and Management (OFM), Reporting Division, on a quarterly basis. OFM will continue to work closely with the offices responsible for preparing the reconciliations to ensure timely completion and accurate reporting.

*Persons responsible for implementing:* Janae Rhoton, *Deputy Controller* and Nick Ackerman, *Financial Reporting Manager*

*Anticipated completion date:* December 31, 2023

2022-002

**Criteria or Specific Requirement:** Management is responsible for establishing and maintaining effective internal controls over financial reporting.

**Condition:** The County's internal control environment over financial reporting did not detect an adjustment at the general fund level (approximately \$2.7 million), related to accounts receivable balances collected after the County's 90-day availability period. An adjustment to reflect these balances as unavailable revenue instead of revenue was recorded. (Significant Deficiency)

**Context:** The County's Office of Finance and Management (OFM) is primarily responsible for the financial reporting process, including reconciling all receivable balances. The adjustment noted above was not identified by management in a timely manner.

**Effect:** Misstatements in the financial statements.

**Cause:** The County's internal control environment did not identify this adjustment in a timely manner as a result of inadequate internal controls surrounding proper classification of revenue within the County's availability period at fund level reporting.

**Recommendation:** OFM should establish and maintain an effective process whereby all receivable balances are evaluated for collection within or after the County's availability period, and then appropriately reflected within the financial statements.

**Marion County, Indiana**  
**(A Component Unit of the Consolidated City of Indianapolis - Marion County)**  
**Schedule of Findings and Questioned Costs (Continued)**  
**Year Ended December 31, 2022**

<b>Reference Number</b>	<b>Finding</b>
	<p><b>Views of Responsible Officials and Planned Corrective Action:</b> There have been significant improvements in the number of material audit adjustments that have been identified during the audit process. The control issue described relates to how we recognize accounts receivable balances collected after the County’s 90-day availability period; balances collected after 90 days in accordance with our availability period are reflected as unavailable revenue. Due to a one-time error within the April accounts receivable workpaper, revenue was incorrectly recorded instead of unavailable revenue. As of December 31, 2022, this was corrected and reflected properly within the balance sheet – governmental funds. We do not anticipate this being an issue in the future as we have made the appropriate corrections to our processes.</p> <p><i>Persons responsible for implementing:</i> Janae Rhoton, <i>Deputy Controller</i> and Nick Ackerman, <i>Financial Reporting Manager</i></p> <p><i>Anticipated completion date:</i> Controls have been adjusted and corrected subsequent to year-end.</p>

**Marion County, Indiana**  
**(A Component Unit of the Consolidated City of**  
**Indianapolis - Marion County)**  
**Schedule of Findings and Questioned Costs (Continued)**  
**Year Ended December 31, 2022**

**Section III – Federal Award Findings and Questioned Costs**

<b>Reference Number</b>	<b>Finding</b>
	No matters are reportable.

**Marion County, Indiana**  
**(A Component Unit of the Consolidated City of Indianapolis - Marion County)**  
**Summary Schedule of Prior Audit Findings**  
**Year Ended December 31, 2022**

<b>Reference Number</b>	<b>Summary of Finding</b>	<b>Status</b>
2021-001	<p><b>Financial Reporting</b></p> <p>Certain County funds and County custodial funds are not regularly maintained within the County’s general ledger system and are not subject to the overall internal control structure of the County. This includes Sheriff Commissary special revenue, the Clerk of Circuit Court, and Sheriff custodial funds whose daily activity is not maintained within the County’s general ledger. Because activity is not regularly maintained within the general ledger, the County’s internal control environment over financial reporting has increased risk to not timely detect adjustments necessary to prepare financial statements.</p>	Unresolved as the County continues to refine control procedures related to these funds - See finding 2022-001
2021-002	<p><b>Financial Reporting</b></p> <p>The County’s internal control environment over financial reporting did not detect an adjustment at the government-wide reporting level (approximately \$10.9 million), related to timing of County contributions into a defined-benefit pension plan, that was needed to prevent the financial statements from being materially misstated.</p>	Resolved



Subject: Corrective Action Plan  
Marion County, Indiana  
2022 Single Audit Results

Reference Number	Finding
2022-001	<p><b>Criteria or Specific Requirement:</b> Management is responsible for establishing and maintaining effective internal controls over financial reporting.</p> <p><b>Condition:</b> Certain County funds and County custodial funds are not regularly maintained within the County’s general ledger system and are not subject to the overall internal control structure of the County. This includes the Sheriff Commissary special revenue fund, the Clerk of Circuit Court, and Sheriff custodial funds, whose daily activity is not maintained within the County’s general ledger. Because activity is not regularly maintained within the general ledger, the County’s internal control environment over financial reporting has increased risk to not timely detect adjustments necessary to prepare financial statements. (Significant Deficiency)</p> <p><b>Context:</b> Portions of the Sheriff Commissary funds must be manually inserted into the year-end financial statements, and a journal entry is posted annually to record all activity for the Clerk and Sheriff custodial funds. Although bank accounts are reconciled on a monthly basis, daily activities of these funds are not subject to the County’s overall internal control structure.</p> <p><b>Effect:</b> Misstatements in the financial statements.</p> <p><b>Cause:</b> The statutory basis upon which these funds were established has resulted in a decentralized approach to managing, monitoring and reporting the activities within these funds.</p> <p><b>Recommendation:</b> To assist in financial statement preparation and strengthen internal controls, management should require all financial activity be recorded within the PeopleSoft general ledger system on a regular basis. For the Sheriff Commissary special revenue fund, the Clerk of Circuit Court custodial fund and the Sheriff custodial fund, we recommend that financial activity be recorded at least quarterly into PeopleSoft if a usable interface with PeopleSoft is not possible. However, appropriate internal controls should be established to allow the Office of Finance and Management sufficient visibility into the financial transactions occurring within these funds.</p>

**Views of Responsible Officials and Planned Corrective Action:** Marion County has several external bank accounts that are maintained by the Sheriff and Clerk, which are allowed under Indiana Code, and are outside of the general ledger of the County's financial system. These accounts, however, are under the jurisdiction of the County, whether it is in a fiduciary capacity, or actual County funds and as such are incorporated into the County's financial statements. In order to maintain better financial and reporting controls, the financial information for these accounts are requested by the Office of Finance and Management (OFM), Reporting Division, on a quarterly basis. OFM will continue to work closely with the offices responsible for preparing the reconciliations to ensure timely completion and accurate reporting.

*Persons responsible for implementing:* Janae Rhoton, Deputy Controller; Nick Ackerman, Financial Reporting Manager

*Anticipated completion date:* December 31, 2023

2022-002

**Criteria or Specific Requirement:** Management is responsible for establishing and maintaining effective internal controls over financial reporting.

**Condition:** The County's internal control environment over financial reporting did not detect an adjustment at the general fund level (approximately \$2.7 million), related to accounts receivable balances collected after the County's 90-day availability period. An adjustment to reflect these balances as unavailable revenue instead of revenue was recorded. (Significant Deficiency)

**Context:** The County's Office of Finance and Management (OFM) is primarily responsible for the financial reporting process, including reconciling all receivable balances. The adjustment noted above was not identified by management in a timely manner.

**Effect:** Misstatements in the financial statements.

**Cause:** The County's internal control environment did not identify this adjustment in a timely manner as a result of inadequate internal controls surrounding proper classification of revenue within the County's availability period at fund level reporting.

**Recommendation:** OFM should establish and maintain an effective process whereby all receivable balances are evaluated for collection within or after the County's availability period, and then appropriately reflected within the financial statements.

**Views of Responsible Officials and Planned Corrective Action:** There have been significant improvements in the number of material audit adjustments that have been identified during the audit process. The control issue described relates to how we recognize accounts receivable balances collected after the County's 90-day availability period; balances collected after 90 days in accordance with our availability period are reflected as unavailable revenue. Due to a one-time error within the April accounts receivable workpaper, revenue was incorrectly recorded instead of unavailable revenue. As of December 31, 2022, this was corrected and reflected properly within the balance sheet – governmental funds. We do not anticipate this being an issue in the future as we have made the appropriate corrections to our processes.

**Persons responsible for implementing:** Janae Rhoton, Deputy Controller and Nick Ackerman, Financial Reporting Manager

**Anticipated completion date:** Controls have been adjusted and corrected subsequent to year-end.



**Office of Finance and Management  
Suite 2222  
200 E. Washington Street  
Indianapolis, IN 46204**