



STATE OF INDIANA
AN EQUAL OPPORTUNITY EMPLOYER

B57965

STATE BOARD OF ACCOUNTS
302 WEST WASHINGTON STREET
ROOM E418
INDIANAPOLIS, INDIANA 46204-2765

Telephone: (317) 232-2513
Fax: (317) 232-4711
Web Site: www.in.gov/sboa

December 8, 2021

Board of Directors
Health and Hospital Corporation of Marion County
3838 N. Rural St.
Indianapolis, IN 46205

We have reviewed the audit report of Health and Hospital Corporation of Marion County which was opined on by BKD LLP, Independent Public Accountants, for the period January 1, 2020 to December 31, 2020. Per the *Independent Auditor's Report*, the financial statements in the Annual Comprehensive Financial Report present fairly the financial condition of the Health and Hospital Corporation of Marion County, as of December 31, 2020, and the results of its operations for the period then ended, on the basis of accounting described in the report.

In our opinion, BKD LLP prepared the audit report in accordance with the guidelines established by the State Board of Accounts.

The audit report is filed with this letter in our office as a matter of public record.

Paul D. Joyce
Paul D. Joyce, CPA
State Examiner



**Health and Hospital Corporation
of Marion County, Indiana**

(A Component Unit of
the Consolidated City of Indianapolis - Marion County)

Annual Comprehensive Financial Report

For the Year Ended December 31, 2020

The Health and Hospital Corporation of Marion County, Indiana

(A Component Unit of
the Consolidated City of Indianapolis - Marion County)

Annual Comprehensive Financial Report For the Year Ended December 31, 2020

Paul T. Babcock
President and Chief Executive Officer

Jay Burkett
Interim Chief Financial Officer

Prepared by: The Treasurer's Office

Health and Hospital Corporation of Marion County, Indiana
(A Component Unit of the Consolidated City of Indianapolis - Marion County)
For the Year Ended December 31, 2020

Contents

	Page
Introductory Section (Unaudited)	
Letter of Transmittal.....	1
Certificate of Achievement.....	13
Elected Officials, Appointed Officials - Board of Trustees	14
Officers of the Corporation and Independent Auditors	15
Organizational Chart	16
 Financial Section	
Independent Auditor’s Report	17
Management’s Discussion and Analysis (Unaudited).....	19
Basic Financial Statements	
Government-Wide Financial Statements	
Statement of Net Position.....	29
Statement of Activities	30
Fund Financial Statements	
Balance Sheet - Governmental Funds	31
Statement of Revenues, Expenditures and Changes in Fund Balances - Governmental Funds	32
Reconciliation of the Statement of Revenues, Expenditures and Changes in Fund Balances of Governmental Funds to the Statement of Activities - Governmental Activities.....	33
Statement of Net Position - Proprietary Funds.....	34
Statement of Revenues, Expenses and Changes in Net Position - Proprietary Funds.....	35
Statement of Cash Flows - Proprietary Funds	36
Notes to Basic Financial Statements	37

Health and Hospital Corporation of Marion County, Indiana
(A Component Unit of the Consolidated City of Indianapolis - Marion County)
For the Year Ended December 31, 2020

Contents (Continued)

	Page
Required Supplementary Information (Unaudited)	
Schedule of Corporation's Proportionate Share of the Net Pension Liability	95
Schedule of Corporation's Pension Contributions	96
General Fund Budgetary Comparison Information:	
Schedule of Revenues, Expenditures and Changes in Fund Balances - Budget and Actual - General Fund	97
Notes to the Required Supplementary Information - Budgetary Comparison.....	98
Other Supplementary Information	
Schedule of Revenues, Expenditures and Changes in Fund Balances - Budget and Actual - Debt Service Fund	99
Schedule of Revenues, Expenditures and Changes in Fund Balances - Budget and Actual - Capital Projects Fund	100

Statistical Information (Unaudited)

	Table	Page
Net Position by Component.....	I	101
Schedule of Changes in Net Position	II	102
Fund Balances, Governmental Funds	III	105
Changes in Fund Balances - Governmental Funds.....	IV	106
Assessed Value and Estimated Actual Value of Taxable Property	V	108
Property Tax Rates - Direct and Overlapping Governments	VI	109
Principal Property Tax Payers	VII	110
Property Tax Levies and Collections.....	VIII	111
Ratios of Outstanding Debt by Type	IX	112
Ratio of Net General Obligation Debt Outstanding	X	113
Schedule of Direct and Overlapping Debt and Bonded Debt Limit	XI	114
Legal Debt Margin Calculation	XII	115
Demographic and Economic Statistics	XIII	117
Principal Employers	XIV	118
Full-Time Equivalent City Government Employees by Function/Program	XV	119
Operating Indicators by Function	XVI	120
Capital Assets Statistics by Function/Program.....	XVII	122

Introductory Section (Unaudited)



3838 North Rural Street
Indianapolis, IN 46205
tele 317-221-2000
fax 317-221-2020
www.hhcorp.org

June 28, 2021

TO: The Board of Trustees
of The Health and Hospital Corporation of
Marion County, Indiana
The Mayor, City of Indianapolis
The City-County Council
The County Commissioners

The Annual Comprehensive Financial Report of the Health and Hospital Corporation of Marion County, Indiana (Corporation) (a component unit of the Consolidated City of Indianapolis - Marion County), for the fiscal year ended December 31, 2020, is submitted herewith. This report is presented in conformity with generally accepted accounting principles in the United States of America (GAAP) and is audited in accordance with generally accepted auditing standards by a firm of licensed certified public accountants. The Corporation has a responsibility to inform both the taxpayers of Marion County and its investors of its financial condition. We believe that this report fulfills that responsibility.

This report consists of management's representations concerning the finances of the Corporation. Consequently, management assumes full responsibility for the completeness and reliability of all of the information presented in this report. To provide a reasonable basis for making these representations, management of the Corporation has established a comprehensive internal control framework that is designed both to protect the government's assets from loss, theft or misuse and to compile sufficient reliable information for the preparation of the Corporation's financial statements in conformity with GAAP. Because the cost of internal controls should not outweigh their benefits, the Corporation's comprehensive framework of internal controls has been designed to provide reasonable rather than absolute assurance that the financial statements will be free from material misstatement. As management, we assert that, to the best of our knowledge and belief, this financial report is complete and reliable in all material respects.

The Corporation's financial statements have been audited by BKD LLP, a firm of licensed certified public accountants. The goal of the independent audit was to provide reasonable assurance that the financial statements of the Corporation for the fiscal year ended December 31, 2020, are free of material misstatement. The independent audit involved examining, on a test basis, evidence supporting the amounts and disclosures in the financial statements; assessing the accounting principles used and significant estimates made by management; and evaluating the overall financial statement presentation. The independent auditor's report is presented as the first component of the financial section of this report.



The independent audit of the financial statements of the Corporation was part of a broader, federally mandated “Single Audit” designed to meet the special needs of federal grantor agencies. The standards governing Single Audit engagements require the independent auditor to report not only on the fair presentation of the financial statements, but also on the Corporation’s internal controls and compliance with legal requirements, with special emphasis on internal controls and legal requirements involving the administration of federal awards. These reports are available in the Corporation’s separately issued Single Audit Report.

GAAP requires that management provide a narrative introduction, overview and analysis to accompany the basic financial statements in the form of Management’s Discussion and Analysis (MD&A). This letter of transmittal is designed to complement the MD&A and should be read in conjunction with it. The Corporation’s MD&A can be found immediately following the report of the independent auditors.

PROFILE OF THE CORPORATION

The Corporation is a distinct municipal corporation created under Chapter 287 of the Acts of 1951 enacted by the General Assembly of the State of Indiana. The statutory duties of the Corporation include the administration of the Division of Public Health and the Division of Public Hospitals.

The Corporation provides a full range of preventive and curative health services for all residents of Marion County, including those who are uninsured. The Corporation administers two statutory service divisions: the Division of Public Health doing business as the Marion County Public Health Department (MCPHD) and the Division of Public Hospitals doing business as Eskenazi Health. Additionally, the Corporation administers two other service divisions: the Marion County 911 ambulance service Indianapolis Emergency Medical Services (IEMS) functioning as a distinct unit in Eskenazi Health and the Long-Term Care division, providing statewide skilled nursing home services.

MCPHD operates two service bureaus: the Bureau of Population Health and the Bureau of Environmental Health. MCPHD operates from various clinics and district health offices located throughout Marion County. The Bureau of Population Health provides preventive and diagnostic health programs, health education, immunization and epidemiological programs. The Bureau of Environmental Health provides environmental health regulation, code enforcement, environmental monitoring and vector control. MCPHD employs approximately 715 people. The health and environmental services of this division impacts all Marion County residents.

Eskenazi Health is comprised of the Sidney and Lois Eskenazi Hospital, a 344 bed general acute care hospital; the Sandra Eskenazi Outpatient Care Center, an outpatient specialty care facility co-located on the Hospital campus; the Eskenazi Health Center, a Federally Qualified Health Center (FQHC) that operates a network of primary care centers throughout Marion County; the Sandra Eskenazi Mental Health Center, a Community Mental Health Center (CMHC) that provides behavioral health services throughout Marion County; and IEMS, the county-wide emergency ambulance service. Eskenazi Health is the only public hospital in Marion County. Eskenazi Health is fully accredited by the Joint Commission for Accreditation of Hospitals of the American Hospital Association.

The Corporation also operates a long-term care (Long-Term Care) enterprise fund, which has 78 nursing homes throughout Indiana. Long-Term Care supports the Corporation’s mission and goal to provide quality care and services to elderly and disabled Hoosiers. The Long-Term Care division employs approximately 9,200 people throughout Indiana. The senior care services of this division provided care to approximately 7,000 residents in 2020.

A seven-member Board of Trustees governs the Corporation. The Mayor of Indianapolis appoints three Trustees, the Commissioners of Marion County appoints two Trustees, and the City-County Council appoints two Trustees. Generally, Trustees serve staggered terms of four years each. The Board is bipartisan by statute. The Corporation levies its own taxes, adopts its own ordinances having the effect of local law governing health matters, and issues its own general obligation bonds subject to procedures defined in State statute. The City-County Council approves and the State of Indiana Department of Local Government Finance (DLGF) ratifies the final budget of the Corporation after approval by the Corporation Board of Trustees. Since the governing body is appointed and not elected, under Governmental Accounting Standards Board (GASB) Statement No. 14, the Corporation is considered a component unit of the Consolidated City of Indianapolis - Marion County (Uni-Gov). Management also considers all other units of government within Marion County to be separate from this Corporation, and they are not considered as component units within this report.

LOCAL ECONOMY

The information presented in the financial statements is perhaps best understood when it is considered from the broader perspective of the specific environment within which the Corporation operates.

Indianapolis is one of the 20 largest cities in the United States with an estimated population of nearly 900,000. Indianapolis is well-known for the multitude of cultural, educational, sporting, shopping and dining opportunities offered to its residents and visitors. Indianapolis is the home of “Hoosier Hospitality” the perfect blend of Midwest, small town welcome and big city attractions and opportunities. Residents and business owners alike enjoy an extremely competitive cost of living, along with a high quality of life.

The hallmarks of the Indianapolis economy have long been its diversity and steady growth, which is part of the foundation of Indy’s strong performance during the past several years. Indianapolis boasts of diverse strengths in the manufacturing, distribution, retail, technology, and service sectors. Additionally, Indiana’s real estate availability affords a wide selection of available land, existing office space and industrial parks. Finally, many of the city’s major venues, such as Victory Field, Bankers Life Fieldhouse and Lucas Oil Stadium were all the result of successful partnerships between the private and public sectors.

The stable economy and many attractions of Indianapolis, along with its central location within the nation, make it a prominent convention and tourist center. The Indianapolis 500 Mile Race, the NFL’s Indianapolis Colts, the NBA’s Indiana Pacers, the WNBA’s Indiana Fever and the Triple-A Indianapolis Indians baseball team are among the city’s prominent sporting attractions, not to mention countless amateur sporting events including the Men’s and Women’s Big Ten Basketball tournament and the NCAA Men’s and Women’s basketball tournament. The NCAA Headquarters and Hall of Champions, the Indianapolis Zoo, the Indianapolis Motor Speedway Museum, the Indiana State Museum, the Indianapolis Children’s Museum, the Indianapolis Museum of Art, the Eiteljorg Museum of American Indian and Western Art, the American Cabaret Theatre, the Indiana Repertory Theatre, the Indianapolis Symphony Orchestra and the White River State Park have also become popular attractions, along with many outstanding downtown restaurants.

COVID-19

In January of 2020, the first confirmed cases of COVID-19 were detected in the United States. Indiana’s first confirmed cases were detected in early March. Daily infection rates and hospitalizations in Indiana and Indianapolis increased in March and peaked in April during the first surge. The surge during late summer and early fall of 2020 had lower infection and death rates in Marion County than in March and April of 2020. The winter 2020 surge had an infection rate nearly 5 times greater than the spring 2020 surge, but fortunately new treatments helped keep the death rates in Marion County slightly lower during the winter 2020 surge. All divisions of the Corporation have been called into action as frontline providers during the pandemic. MCPHD has been leading in public policy and directly providing shelter, screening, immunizations, contact tracing, and other assistance services. IEMS has had to revamp its infection control model to protect its team members and community from the spread of COVID-19 while continuing to provide service to our community. Long-Term Care has been significantly impacted by COVID-19. Seniors who live in nursing homes often have one or more co-morbidities. Eskenazi Health has ramped up to meet the challenge of COVID-19 by converting significant numbers of Med/Surg beds to ICU beds and preparing to convert more if necessary.

Congress passed various financial packages to support healthcare entities during COVID-19. The CARES Act has provided the greatest direct financial support to the Corporation at this point in the pandemic. In 2020, the Corporation received approximately \$151.5 million from the CARES Act. The footnotes to the audited financial statements further discuss the accounting treatment and of the funds. In addition, the Corporation received approximately \$69.6 million in Medicare advanced payments. The funding from the CARES Act and the advanced payments made it possible for the Corporation to focus attention on providing care to patients, residents, and citizens without having to reduce services or staffing during the pandemic.

Marion County and the state have been working diligently to vaccinate the community. As of May 2021, 35% of Marion County adults are fully vaccinated. The 2021 budget set aside funding for planning and patient case management, social services support, shelter support, contact tracing, community and schools COVID-19 testing, multiple vaccination locations, and mobile pop-up vaccination sites. The budget also includes development of critical partnerships with civic and community-based organizations for community outreach and education for COVID-19 vaccine uptake with promotion of social media platforms for different racial and ethnic populations. MCPHD is planning for a state-of-the-art public health laboratory. MCPHD will continue stockpiling non-perishable personal protective equipment (PPE); and physical plant modifications to better protect patients, residents, and staff from COVID-19 or other respiratory infectious diseases in the future..

LONG-TERM FINANCIAL PLANNING

The Corporation's efforts to combat COVID-19 will be described by division in the "Major Initiatives" section of the Transmittal Letter. This section will focus on financial planning only.

The Corporation remains a partner with the City of Indianapolis and Marion County. The Corporation along with the City have remained resilient in the fight against COVID-19. At the same time, the health and public wellness issues that have been the Corporation's primary concerns in the past are persistent. The Corporation hopes that the COVID-19 pandemic has helped educate our city, state, and nation on the importance of increased funding for public health and public hospitals to reduce risks of local and world-wide outbreaks, improve community health, and ultimately improve lives and the economy. Public health risks like HIV, Hepatitis C, maternal and child health, emergency preparedness, the growth of opioid and other drug and alcohol addiction, as well as chronic disease and behavioral health problems can most successfully be addressed by local organizations like the MCPHD and Eskenazi Health. The primary goal of the Corporation is providing high quality health services. These services will continue only as long as vital funding from local, state and federal programs continue to support local health services like those provided by the Corporation.

The Corporation receives county and state tax revenues that account for less than 7% of the Corporation's overall operating budget. The stability and strength of the Marion County and Indiana economy has made tax revenues a consistent and reliable source of funds, but it's not nearly enough to fund the services of the Corporation. The largest proportion of funding for the Corporation's divisions is direct reimbursement for services provided through healthcare delivery. To that end, the Corporation and its divisions are continually working on process improvement and cost containment programs. At the same time, each division faces additional pressure to be able to provide more services to more clinically complex patients and residents every year.

MCPHD has a strong track record of managing its budget and providing public health services with the funds that are available. MCPHD's budget is limited as few of its services are eligible for reimbursement and state statute limits revenue growth to meet the demands of Marion County. Regardless, MCPHD continues to search for resources other than property tax revenue and continues to fund approximately 40% of its operations through grants and operational revenues. The division focuses on improving its ability to meet clients' needs by reinvesting in technology, employee training and direct partnerships with the community. MCPHD has been going through significant technology improvements for the past few years. The Bureau of Environmental Health completed a full system update during 2019 and went live in April 2020. The Bureau of Population Health decided to update its Electronic Health Record and began implementation planning to be on the same platform as Eskenazi Health by 2022. These updates will help MCPHD's staff dedicate more of their time to caring for Marion County residents rather than administrative tasks. The focus of MCPHD is to make sure its services are exceptional and targeted at the right health issues while managing the cost to the community.

Eskenazi Health is nearing the end of a multi-year strategic plan that focused on improving patient care, patient service, employee satisfaction and the overall financial performance by \$100 million. At the same time, patient quality remains the primary goal for Eskenazi Health. Eskenazi Health believes that patients deserve the best experience possible and knows patients will seek service elsewhere if the system cannot provide it. Some of the best advocates for the system are its employees. As the pandemic comes to an end, the system will refocus on providing a great environment for the employees, students and medical staff, including a new facility, significantly improved technology and wellness options for them. Eskenazi Health knows it can improve financial performance by making sure it provides the care its patients want and need in the time and place that is best for them.

IEMS has saved Marion County over \$100 million in tax dollars since its inception in 2010. When IEMS began providing services in 2010, the Marion County taxpayers were covering annual operational losses of over \$9 million for ambulance services throughout Marion County. IEMS was created to improve quality and to reduce financial losses. The leaders of IEMS partnering with the frontline Paramedics and EMTs have worked together to improve patient quality, patient and resident safety, and coordination with the police and fire services. IEMS, operating as a healthcare division of the Corporation, is becoming a model for pre-hospital care nationally. IEMS operates at a breakeven based on operating revenue alone, there is no tax support provided to IEMS.

The Long-Term Care Division continues to provide high quality nursing home services throughout the state. Long-Term Care is financially able to support its own mission and helps fund other divisions of the Corporation. Long-Term Care has been a vital aspect of the Corporation's success over the past two decades. The Corporation partners with American Senior Communities (ASC) as the manager for the Corporation's facilities. Jointly, the Corporation and ASC strive to improve care to our residents. The operational quality and financial forecast for the Long-Term Care division continues to be strong.

The Affordable Care Act (ACA) has been extremely beneficial to medically underserved citizens of Marion County. The ACA made it possible for Indiana to expand the HIP 2.0 program, which has reduced the uninsured rates in Marion County from 20% down to approximately 12% according to a report by the Robert Wood Johnson Foundation. At Eskenazi Health, the uninsured rates have fallen from nearly 38% to the mid-teens in the past few years. These improvements in health coverage have improved the operational bottom-line at Eskenazi Health by more than \$60 million per year.

The Corporation will continue to focus on providing high-quality care in all of its divisions. The Corporation has continuous improvement plans operating throughout the system to help focus attention on quality care, quality outcomes, quality service and financially appropriate operations.

SUPPLEMENTAL MEDICAID

Supplemental Medicaid remains one of the most important funding sources for the Corporation. The Corporation has partnered with the State, the Indiana Hospital Association and the Indiana Health Care Association to make sure the Supplemental Medicaid programs that exist today remain strong until a day that other funding sources become available to support the Corporation's mission. Approximately 65% of Eskenazi Health's patients and Long-Term Care's residents are on Medicaid or uninsured. Medicaid rates are lower than the cost of care provided, so the Corporation relies on Supplemental Medicaid programs to backstop the losses it would otherwise incur. Supplemental Medicaid programs help increase the Corporation's revenue for physicians, hospital services, ambulance services and nursing home services. The revenue from each of the divisions is used to off-set losses throughout the Corporation so that the broad range services the Corporation provides can continue. Supplemental Medicaid programs were designed to help support the totality of a healthcare system's operations, and by definition, are available to support financial shortfalls throughout the healthcare organization. See Note 10, section "Special Medicaid Revenue" for specific programs and details.

MEDICAID FISCAL ACCOUNTABILITY REGULATION (MFAR)

MFAR was a recently proposed regulation from CMS that was released for public comment on November 12, 2019 which ended on February 1, 2020. The language in the proposed regulation would have directly impacted several Supplemental Medicaid programs that Indiana and the Corporation rely on for funding. During the COVID-19 pandemic, the federal government delayed its review and finally decided not to implement the proposed regulation.

MANAGEMENT TURNOVER

The former President and CEO of the Corporation resigned in 2020 and the former Treasurer and CFO resigned in early 2021. During 2020, Paul Babcock was appointed as interim CEO and would later become the duly appointed President and CEO in January 2021. Mr. Babcock had previous experience at the Corporation which contributed to a seamless executive transition during the COVID-19 pandemic. Jay Burkett was appointed as interim CFO in January 2021 until a permanent Treasurer and CFO is appointed.

MAJOR INITIATIVES FOR THE YEAR

Marion County Public Health Department:

We experienced the biggest Public Health crisis in the 21st Century, the COVID-19 pandemic which has disrupted communities with increased morbidity and mortality. MCPHD from its public health infrastructure and workforce capacity continues to address emerging health demands and works aggressively to capitalize on critical partnerships and promising opportunities that help identify new resources. MCPHD by facilitating and engaging new community partners and preparing for achievement of national standards through appropriate professional accreditation bodies such as the Public Health Accreditation Board (PHAB), obtaining federal, state, and local grants placed us in a strong position to address the COVID pandemic by successfully removing barriers to healthcare, while promoting health equity with newly identified resources.

Against a backdrop of these and other influencing factors such as changing demographics, access to care, and changes to an internet-based, consumer-driven communications environment, MCPHD will play a vital role in the redirection of the health care system toward prevention and wellness.

MCPHD is committed to:

- Prevention and control of the COVID-19 Pandemic.
- Access to care for vulnerable populations, homeless, and refugees.
- Interventions and resources improving mental health status for the general population and emphasis on prevention, treatment, and recovery of opioid abuse and dependence.
- The reduction of maternal and infant mortality.
- The promotion of immunizations and dental health in infants, children, and adults.
- The assurance of policy, systems, and environmental change strategies to reduce tobacco use, vaping, secondhand smoke, and opioid dependence.
- The reduction of obesity and sedentary lifestyle through increasing understanding of good nutrition and physical activity.
- Control of HIV, and Hepatitis A and C viruses, and sexually transmitted diseases.
- Environmental health with food inspections, water quality, lead screening, removing environmental hazards, and the concept of Health in All Policies.
- Safe, livable housing and sustainable neighborhoods.
- All Hazards Preparedness, Response, and Recovery.
- The development of strategies to lower the incidence of diabetes, asthma and cardiovascular disease.
- The reduction of violence.
- Focus on structural racism as a public health issue.
- Focus on equity and social justice in all planning processes.
- An increase in health literacy across the populations served.
- Addressing the social determinants of health and poverty, including living wage and food insecurity to favorably improve major chronic medical conditions.

Through our Community Health Assessment (CHA) process, MCPHD is better able to understand the needs and major assets geographically of Marion County and can help guide decision making regarding direct health care resources through community collaboration to make measurable improvements in Marion County residents' health and well-being. The most recent MCPHD CHA, which was prepared in collaboration with over 125 public health partners revealed five major priorities for our county: unhealthy weight, poor mental health, poverty, chronic disease prevention, and management, and violence. A Community Health Improvement Planning process was initiated to address these five priorities. MCPHD leadership approved a Strategic Plan, Workforce Development Plan, Quality Improvement/Performance Management System Plan, and Cultural and Linguistic Competency Plan as a comprehensive approach to address all contributing factors related to our health.

Through this comprehensive collaborative approach, MCPHD understands many of our public health challenges are interrelated and involve not only personal responsibility but a long-term commitment on behalf of the community to achieve positive health outcomes. This is evidenced by MCPHD's active participation in the Indianapolis Patient Safety Coalition, Indianapolis Chamber of Commerce, Visit Indy, Top 10 Coalition, the Indy Food Council, Jump in For Healthy Kids, the Minority Health Coalition of Marion County, and Local Initiatives Support Corporation's (LISC) Quality of Life Plans for several neighborhoods, MESH, Health By Design, Greater Indianapolis Progress Committee's Plan 2020, City of Indianapolis Office of Sustainability's Thrive Indy plan, Indiana Public Health Association, and regular attendance at multiple community civic groups and neighborhood association meetings to address environmental, social and health issues. The use of quality data and evidence-based interventions are used as guiding principles to improve health outcomes.

There continues to be equally compelling challenges on the public health landscape beyond those identified by the CHA. Hence, the greatest public health threat of the century, COVID-19 Pandemic which led to the development of critical partnerships with the City of Indianapolis, Indiana Department of Health and Indiana Family and Social Services. Since 2019, MCPHD has seen an unprecedented increase in new pathogens such as COVID-19 cases, along with increased opioid overdoses, Hepatitis C, and HIV infections. MCPHD's challenges had involved providing sufficient personal protective equipment for our first responders and healthcare workers. MCPHD also set up multiple COVID-19 testing and vaccination sites, established a contract tracing partnership with the IU Fairbanks School of Public Health, established a safe syringe exchange program and was a major participant in a city-wide drug treatment task force in developing a regional drug treatment referral software system to address the opioid crisis. MCPHD also established homeless shelters to safeguard vulnerable populations. MCPHD has continued aggressive efforts to reduce maternal and infant health, transmission of HIV/AIDS, Hepatitis C and other sexually transmitted diseases and expanded outreach services to the community to reduce drug addiction and to reduce the prevalence of prostate, breast, colon, and lung cancer.

Other issues include addressing the overwhelming and critical problem of dental disease in disadvantaged children, creating optimal coordination of community-based primary care services, housing inspections, testing lead levels in water for safety in schools and healthy home testing, case management, providing clinical and environmental public health laboratory services to protect against diseases and other health hazards, and providing mental health and social services. Through our public health preparedness and public safety efforts, MCPHD continues to mitigate public health threats and emergencies by strategic and effective planning and collaboration.

Eskenazi Health:

As the public hospital division of the Corporation, Eskenazi Health partners with the Indiana University School of Medicine whose physicians provide a comprehensive range of primary and specialty care services. During the course of 2020, Eskenazi Health treated and cared for more than 1,400 COVID-19 inpatients and thousands more through our outpatient care services.

Eskenazi Health received many awards during 2020, a sample of which includes:

- Eskenazi Health was recognized for inclusion into the Influenza Vaccination Honor Roll.
- The Centers for Medicare & Medicaid Services (CMS) ranked Eskenazi Health with a Five Star Rating, placing Eskenazi Health in the top eight percent of hospitals nationally. The ratings reflect common conditions that hospitals treat, such as heart attacks and pneumonia.
- Dr. David Crabb, CMO of Eskenazi Health was named to Becker's Hospital Review's list of "100 Hospital and Health system CMOs to know 2020".
- Prosperity Indiana recognized the Crooked Creek Food Pantry at Eskenazi Health Center Pecar during its annual Awards Luncheon. The event recognizes dedicated individuals and innovative programs that have improved the quality of life in Indiana communities.
- The Gregory S. Fehribach Center at Eskenazi Health was presented with the prestigious David R. McKinnis Community Partner Award during the 14th Annual Indiana INTERNnet Impact Awards Luncheon on Tuesday, February 18.
- Dr. Rajiv Sood, medical director of the Richard M. Fairbanks Burn Center at Eskenazi Health, received the Servants Heart Award from the People Helping People Network.
- The Hagerman Group, was given the under \$10 million category award for the Kathi and Bob Postlethwait Mental Health Recovery Center at Eskenazi Health construction project at the Indiana Subcontractors Association Awards Ceremony. This award is voted on by subcontractors throughout the city for the project they had the most positive and rewarding experiences working with.

- Sherron Rogers, chief financial and strategy officer at Eskenazi Health, was recognized for the following in 2020:
 - The Early Career Alumni Award from the Indiana University Department of Psychological and Brain Sciences for achievements in the area of business development and organizational behavior and systems advancement.
 - Indiana University Bloomington at the Annual PBS Homecoming and Alumni Recognition Day. She was awarded the Early Career Award.
- Dr. Lisa Harris, CEO of Eskenazi Health, was recognized for the following in 2020:
 - The 2020 Lifetime Achievement Award. College Mentors credited Dr. Harris for demonstrating the powerful effects of mentoring through her work at Eskenazi Health and her active leadership in the local community.
 - The 2020 Fire Starter Hall of Fame recognition by Studer Group at the What’s Right in Healthcare conference. The Fire Starter Hall of Fame recognizes health care leaders that make an impact on their organizations, employees, physicians, patients and their families and the communities they serve.
- Larry Markle, director of the Gregory S. Fehribach Center at Eskenazi Health, was the recipient of the Inspiring Mentor Award at the 2020 Indianapolis Inspire Awards.
- Dr. Jeanne Dickens, Geriatric Psychiatrist with Sandra Eskenazi Mental Health Center received the Center for Leadership Development’s Director’s Award.
- Eskenazi Health was recognized by Goodwill Nurse-Family Partnership (NFP) for contributions in helping to serve first-time parents in the community. NFP is a community health nursing program for low-income, first-time moms that pairs specially trained nurses with pregnant mothers to provide care in early pregnancy through the child’s second birthday.
- Johnna Richardson, a respiratory therapist at Eskenazi Health was recognized by WRTV-6 as a Hometown Hero for her efforts treating COVID-19 patients.
- Eskenazi Supply Chain was awarded the 2020 Healthcare Supply Chain Achievement Award by ECRI for achieving excellence in overall spend management and adopting best practice solutions into supply chain processes.
- Eskenazi Health’s Family Beginnings received the INspire Hospital of Distinction Award by the Indiana Hospital Association for achieving excellence in best practice care for maternal and infant health.
- All Eskenazi Health staff members were awarded the One in a Million Award by Multiplying Good for their extraordinary bravery, generosity and goodness. Multiplying Good is a national nonprofit focused on elevating public service as a means to empower individuals.
- Dr. Curtis Wright, president and CEO of Eskenazi Medical Group, was honored with the 2020 Indiana Lifetime Achievement Award from the Indiana Chapter of the American College of Physicians. Dr. Wright was recognized for outstanding contributions in clinical medicine, medical education and medical leadership.
- The Sidney & Lois Eskenazi Hospital and Eskenazi Health downtown campus was recognized as an LGBTQ Healthcare Equality Leader in the forthcoming Healthcare Equality Index (HEI) 2020 by the Human Rights Campaign (HRC) Foundation. This is the fifth time Eskenazi Health has earned this distinction.
- Eskenazi Health has received the Antimicrobial Stewardship Center of Excellence designation from the Infectious Disease Society of America (IDSA). Only 101 programs have received the designation since its inception in 2017. Eskenazi Health is the first and only health care organization in Indiana to be recognized.
- Eskenazi Health Stroke Center for earning the “Get With The Guidelines – Stroke Gold Plus with Honor Roll” achievement award from the American Heart Association. This award recognized at least 85 percent compliance with all the seven stroke achievement measures for 24 consecutive months or longer.

For more than 160 years, Eskenazi Health has provided high-quality, cost-effective, patient-centered health care to the residents of Marion County and Central Indiana. Accredited by The Joint Commission, nationally recognized programs include a Level I trauma center, regional burn center, comprehensive senior care program, women’s and children’s services, teen and adolescent care programs, Sandra Eskenazi Mental Health Center, and a network of primary care sites located throughout the neighborhoods of Indianapolis known as Eskenazi Health Center. Eskenazi Health also serves as the sponsoring hospital for Indianapolis Emergency Medical Services.

Long-Term Care:

The Corporation leases and operates 78 skilled nursing facilities (SNFs) and five free-standing licensed residential/assisted living facilities (ALs) across Indiana. In addition, multiple locations provide a continuum of care with independent apartments and garden homes in a campus-type setting. Throughout the year, the Corporation served on average more than 7,000 residents. The Corporation contracts with American Senior Communities (ASC) to manage its long-term care facilities.

Overall census for HHC's Long Term Care (LTC) facilities averaged 7,774 in the first quarter of 2020 and fell to an average of 6,684 at the end of the year, a 16% decline similarly seen across the industry. New admissions dropped off significantly due to hospitals delaying elective surgeries and many potential residents deferring rehab stays. The long stay residents with dementia and those receiving hospice services were the majority of those who expired during the ravages of the pandemic.

Oversight and engagement are a daily, weekly and monthly endeavor that includes review of all operational aspects of long-term care facilities including participation in corporate compliance, quality assurance and performance improvement (QAPI), financial reviews, personnel, strategic planning, risk management and clinical services. The HHC internal LTC Quality Review Team (QRT) consists of highly qualified long-term care experienced Registered Nurses, Health Facility Administrators and Social Workers. These professionals routinely visit all of the Corporations' long-term care facilities at least annually with an extensive multi-day on site and remote review, with select facilities receiving additional site visits and reviews. In 2020 with the onset of the COVID-19 pandemic, the quality reviews were curtailed in order to allow the facilities leadership teams to focus on the emergency response and extraordinary care needs of our resident population. After performing 17 full quality review site visits, the internal QRT focused on conducting remote electronic medical record reviews of more than 1,000 resident records and more than 30 focused site visits performing quality reviews of COVID-19 related infection control practices and resident care.

Regulatory compliance is an on-going objective for the Corporation's facilities and the majority are successful in achieving or maintaining outstanding compliance with federal and state compliance measures. The Indiana Department of Health (IDOH) conducts annual on-site inspection surveys as part of the state licensing and federal certification of healthcare facilities and publishes online consumer reports that detail any deficiencies found at the facilities during the survey (a deficiency is a regulatory requirement that a survey finds is not being met).

- In the first quarter of 2020, two of the Corporation's facilities received a deficiency free annual licensure and recertification survey: East Lake Nursing and Rehabilitation and The Timbers of Jasper. Deficiency free surveys are very rare with only 5% of the facilities in the state achieving such compliance.
- After the first quarter of 2020, no more annual surveys were conducted due to COVID-19. Instead, IDOH turned their focus to performing infection control surveys specific to COVID-19. By the end of 2020, IDOH completed 427 infection control-focused surveys at HHC facilities with 381 surveys being deficiency-free, resulting in an 89% full compliance rate.

For more than seven years, the Corporation's facilities have had IDOH report card scores that have consistently been better than the statewide average. The scoring mechanism for the consumer report begins with a perfect score of 500 and is calculated over multiple years. As of March 2020, the HHC facility average was 338 points, 36 points (12%) better than the state average for that period. IDOH had to halt posting report card scores when the pandemic ceased the on-site survey inspections. This resulted in the report card scores staying the same throughout the remainder of 2020. Seven of the Corporation's facilities are ranked in the top 10% of best scores: Bethlehem Woods, Elkhart Meadows, Lake Pointe Village, Springhill Village, Springs Valley Meadows, Swiss Villa and Todd-Dickey Nursing and Rehabilitation. Another 14 of the Corporation's facilities are ranked in the top 25%.

The CMS Nursing Home Compare rating system evaluates facilities nationwide. Metrics and scoring criteria for this system have evolved and changed many times since the program's inception in 2008. The current criteria used to determine a facility's Quality Measures Star grade consist of 28 metrics – 12 for short-stay residents (less than 100 days) and 16 for long-stay residents. These metrics are updated every quarter and change from time to time, continually encouraging providers to excel. The Quality Measures Star ratings for the year-end 2020 for the Corporation's facilities were as follows:

- The Corporation's facilities averaged 4.42 Stars, exceeding state (3.90 Stars with, and 3.80 Stars without the Corporation included in the average) and national (3.76 Stars) averages.
- Seventy of the Corporation's facilities were rated Four or Five Stars for Quality Measures, or 90% of our SNFs.
- Since acquisition, 60% of the Corporation's SNFs have seen improvement in their Quality Measures Star ratings.
- Thirteen facilities have maintained Five Star ratings for periods ranging from three to eight years.

The Overall Star Rating includes additional benchmarks for Health Inspections and Staffing. These, combined with the Quality Measures Rating, result in the Overall Rating for 2020 as follows:

- The Corporation's facilities averaged 3.44 Stars, exceeding both the state (3.19 Stars) and national (3.28 Stars) averages.
- Since acquisition, 62% of the Corporation's SNFs (48) have seen improvement in their Overall Star rating.
- Springhill Village has maintained a perfect rating of Five Stars since 2011 and Markle Health & Rehabilitation has maintained Five Stars since 2014.

Additional activities and accomplishments in 2020 include:

- On January 22, 2020, the Corporation received official acknowledgement from the Office of Inspector General of the Department of Health and Human Services of completion of the Corporate Integrity Compliance Plan and the implementation of an effective compliance program. This federal program was required due to the acquisition in 2015 of 17 facilities under a Corporate Integrity Agreement. We received very high compliments from the Federal Monitor for the improvements made to the management and effective compliance plan for this acquisition.
- Since 2015, 56 (or 68%) of the Corporation's facilities have earned at least one AHCA/NCAL Quality Award. These national quality awards are based on the core values and health care criteria established by the Baldrige Performance Excellence Program and they provide a pathway for facilities to journey toward program excellence.
- In 2020, 16 HHC facilities received the honors:
 - 15 of the facilities were among 24 Indiana nursing homes presented with the AHCA/NCAL National Quality Bronze Award for Commitment to Quality: Cardinal Nursing & Rehabilitation, Coventry Meadows AL, Cypress Grove Rehabilitation Center, Eagle Valley Meadows, Heritage Park Commons (AL), Markle Health & Rehabilitation, Meadow Lakes (SNF+AL), Monticello Healthcare, North Capitol Nursing & Rehabilitation, Park Terrace Village, Riverside Village, Rosegate Commons (AL), Todd Dickey Nursing & Rehabilitation and The Timbers of Jasper.
 - Coventry Meadows (SNF), a Bronze Award recipient in 2019, was honored with the Silver Award, the second level of distinction awarded to facilities recognized for achievement in quality.
- Other awards bestowed on the Corporation's facilities include:
 - Rosegate Village was named a Top 3 Best Nursing Homes by IndyStar's Best Things Indianapolis 2020.
 - Coventry Meadows and Trailpoint Village named by Newsweek Magazine as Best Nursing Homes 2021.
 - Springhill Village and Willowdale Village named by US News and World Report as Best Nursing Homes 2021.

- The Corporation's LTC facilities provided employment for more than 9,200 people. To support professional growth and in response to the pandemic, creative means to fill and supplement staffing were implemented at HHC facilities:
 - Two new positions, Personal Care Aids (PCA) and Hospitality Aides (HA) were created. The PCA was added in anticipation of extra staffing for COVID-19 care needs and/or if employees were impacted by the virus, brought on to perform some of the basic tasks normally performed by a Certified Nursing Assistant (CNA). More than 1,200 PCAs were hired and worked at the Corporation's facilities during 2020. With the approval of the state of Indiana, the PCAs could transition from PCA to CNA upon receiving credit for hours worked and successful completion of all skills competencies. The HA role is a position trained in culinary (attractive to laid off restaurant/food and beverage workers) and environmental services (i.e. housekeeping and laundry). During 2020, more than 450 HAs were hired and worked at the Corporation's facilities.
 - The Infection Preventionist (IP) role was added to the facility leadership teams. This new permanent nurse position is responsible to monitor and coordinate the facility's Infection Prevention and Control Program, ensuring compliance with all State and Federal guidelines for infection prevention and control, in-service education and new employee orientation. At the end of 2020, there were 62 full time IP nurses hired or promoted to this new position within the Corporation's LTC facilities. Smaller facilities were afforded a part time IP Nurse.
 - Dedication to the professional growth of the state's workforce and particularly in addressing the growing shortage of licensed nurses continues through O2NE – Opportunities to Nursing Education. This program is a one-of-a-kind scholarship program providing tuition, a reduced work schedule, mentoring and assistance with life skills, among other supports. O2NE provides a tremendous career path to nursing and has successfully graduated 199 nurses, both RNs and LPNs, through 2020. The program also boasts a high retention rate within ASC, with many new nurse managers having emerged from this program to serve as clinical leaders, including ten Directors of Nursing, two Clinical Directors and three Regional Directors of Clinical Services.

The Corporation's emphasis on emergency preparedness and training over the years served well to support LTC efforts during 2020's real-life ongoing disaster event. COVID-19 preparation began even before the first case of COVID-19 was diagnosed in Indiana: ASC company-wide exercises and trainings, PPE procurement and supply chain fortification, enhanced infection control policies and procedures, formation of COVID-19 specific teams and committees, and implementing daily COVID-19 status meetings. Uniquely and early on (and prior to IDOH mandate), Strike teams were created to provide comprehensive testing to LTC residents and staff, so as to quickly identify positive cases and implement isolation protocols. Highly effective daily communication was established with residents and their families to provide updates related to facility COVID-19 status and business operations. Some of the Corporation's facilities were among the first in Indiana to establish COVID-19 positive units that accepted COVID-19 positive admissions from hospitals, home health and other non-HHC/ASC facilities. By the end of 2020, the Corporation's facilities had nearly 4,000 recovered COVID-19 positive residents and more than 2,500 staff had recovered from COVID-19.

Throughout the pandemic the Corporation's LTC division actively conducted and/or participated in a variety of COVID-19 related committee and work group meetings and phone calls with ASC, IDH, IHCA, MCPHD, MESH, District 5 Healthcare Coalition and other key stakeholder and emergency preparedness partners. Weekly updates to the HHC website provided another means of communicating to the public the status of the COVID-19 effect on the health and safety of our residents and staff.

As an additional line of defense against the COVID-19 virus, HHC allocated \$1 million in 2020 for Needlepoint Bipolar Ionization (NPBI) devices installed within the HVAC ductwork in select public areas at each facility. The sophisticated system is designed to kill or greatly reduce the effectiveness of certain pathogens including, but not limited to, Legionella, Norovirus, Tuberculosis and the COVID-19 virus. By the beginning of 2021, nearly 40% of the HHC facilities had their HBPI units installed.

On December 28, 2020, the first of the COVID-19 vaccination clinics kicked off at Bethany Village (Indianapolis/Marion County) and Prairie Village (Washington/Daviess County) with our pharmacy partner, CVS, providing residents and staff the Moderna vaccine. The vaccination clinics continued through the first quarter of 2021 with CVS administering up to three clinics at each facility. Ongoing resident and staff COVID vaccinations is a primary focus in 2021. Although 2020 was a year filled with angst and anxiety, the year-end was filled with promise and hope that the worst of the pandemic is behind us and that the new year will be a time of gratitude and renewed sense of pride in the knowledge and experience gained over the past year and how that translates to the care of our residents and staff.

AWARDS AND ACKNOWLEDGEMENTS

The Corporation had an annual audit of its financial statements performed for 2020 by BKD LLP, Certified Public Accountants. The independent auditor's report on the Corporation's financial statements is included in the financial section of this report.

The Government Finance Officers Association of the United States and Canada (GFOA) awarded a Certificate of Achievement for Excellence in Financial Reporting to Health and Hospital Corporation of Marion County, Indiana for its Annual Comprehensive Financial Report for the fiscal year ended December 31, 2019. Health and Hospital Corporation of Marion County, Indiana has received a Certificate of Achievement for the last 35 consecutive years. In order to be awarded a Certificate of Achievement, the government published an easily readable and efficiently organized Annual Comprehensive Financial Report. This report must satisfy both accounting principles generally accepted in the United States of America and applicable legal requirements. A Certificate of Achievement is valid for a period of one year only. We believe that our current annual comprehensive financial report continues to meet the Certificate of Achievement Program requirements and we are submitting it to the GFOA to determine its eligibility for another certificate.

This Annual Comprehensive Financial Report was made possible by the dedicated service of the combined staffs of Hospital Finance and Corporate Accounting. Each member of these departments has our sincere appreciation for the contributions made to this report.

Respectfully submitted,



Paul T. Babcock
President and
Chief Executive Officer



Jay Burkett
Interim Chief
Financial Officer



Government Finance Officers Association

Certificate of
Achievement
for Excellence
in Financial
Reporting

Presented to

**The Health and Hospital Corporation
of Marion County, Indiana**

For its Comprehensive Annual
Financial Report
For the Fiscal Year Ended

December 31, 2019

Christopher P. Morill

Executive Director/CEO

Health and Hospital Corporation

Elected Officials

None of the Board of Trustees or Officers of the Corporation are Elected Officials. All are appointed to office.

Appointed Officials - Board of Trustees¹



Carl L. Drummer
Chairperson
Director of Public Affairs
Ice Miller



Ted W. Nolting
Vice Chairperson
Attorney
Kroger Gardis & Regas LLP



Gregory S. Fehribach, II
Attorney
Stark, Doninger & Smith



Charles S. Eberhardt, II
President & CEO
Akinet Spirits Group



James D. Miner, M.D.²
Physician
Community Health Network



Robert W. Lazard
Retired CPA

1 - As of December 31, 2020, there was one vacant position on the Board of Trustees.

2 - Dr. Miner resigned from the Board of Trustees in June 2021.

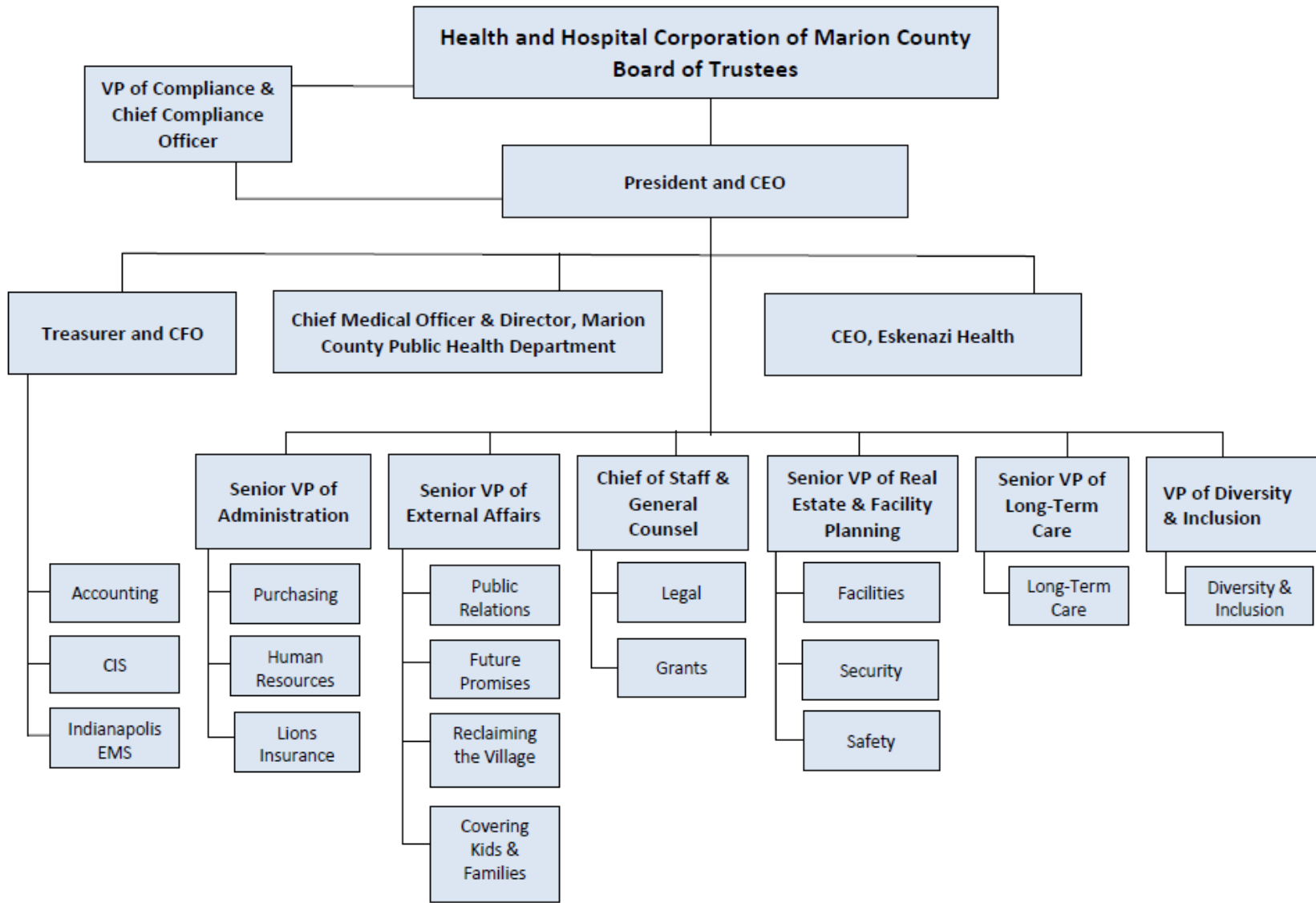
Health and Hospital Corporation

Officers

Name	Title
Paul T. Babcock	President and Chief Executive Officer
Jay Burkett	Interim Chief Financial Officer
Lisa E. Harris, M.D.	Chief Executive Officer, Eskenazi Health
Virginia A. Caine, M.D.	Chief Medical Officer and Director, MCPHD

Independent Auditors

BKD, LLP	Indianapolis, Indiana
-----------------	-----------------------



Financial Section

Independent Auditor's Report

Board of Trustees
Health and Hospital Corporation of Marion County, Indiana
Indianapolis, Indiana

We have audited the accompanying financial statements of the governmental activities, the business-type activities, and each major fund of the Health and Hospital Corporation of Marion County, Indiana (a component unit of the Consolidated City of Indianapolis-Marion County) (Corporation), as of and for the year ended December 31, 2020, and the related notes to the financial statements, which collectively comprise the Corporation's basic financial statements as listed in the table of contents.

Management's Responsibility for the Financial Statements

Management is responsible for the preparation and fair presentation of these financial statements in accordance with accounting principles generally accepted in the United States of America; this includes the design, implementation and maintenance of internal control relevant to the preparation and fair presentation of financial statements that are free from material misstatement, whether due to fraud or error.

Auditor's Responsibility

Our responsibility is to express opinions on these financial statements based on our audit. We conducted our audit in accordance with auditing standards generally accepted in the United States of America. Those standards require that we plan and perform the audit to obtain reasonable assurance about whether the financial statements are free from material misstatement.

An audit involves performing procedures to obtain audit evidence about the amounts and disclosures in the financial statements. The procedures selected depend on the auditor's judgment, including the assessment of the risks of material misstatement of the financial statements, whether due to fraud or error. In making those risk assessments, the auditor considers internal control relevant to the entity's preparation and fair presentation of the financial statements in order to design audit procedures that are appropriate in the circumstances, but not for the purpose of expressing an opinion on the effectiveness of the entity's internal control. Accordingly, we express no such opinion. An audit also includes evaluating the appropriateness of accounting policies used and the reasonableness of significant accounting estimates made by management, as well as evaluating the overall presentation of the financial statements.

We believe that the audit evidence we have obtained is sufficient and appropriate to provide a basis for our audit opinions.

Opinions

In our opinion, the financial statements referred to above present fairly, in all material respects, the respective financial position of the governmental activities, the business-type activities, and each major fund of the Health and Hospital Corporation of Marion County, Indiana as of December 31, 2020, and the respective changes in financial position and, where applicable, cash flows thereof for the year then ended in accordance with accounting principles generally accepted in the United States of America.

Other Matters

Required Supplementary Information

Accounting principles generally accepted in the United States of America require that the management's discussion and analysis, budgetary comparison, pension and other postemployment information as listed in the table of contents be presented to supplement the basic financial statements. Such information, although not a part of the basic financial statements, is required by the Governmental Accounting Standards Board, who considers it to be an essential part of financial reporting for placing the basic financial statements in an appropriate operational, economic or historical context. We have applied certain limited procedures to the required supplementary information in accordance with auditing standards generally accepted in the United States of America, which consisted of inquiries of management about the methods of preparing the information and comparing the information for consistency with management's responses to our inquiries, the basic financial statements and other knowledge we obtained during our audit of the basic financial statements. We do not express an opinion or provide any assurance on the information because the limited procedures do not provide us with sufficient evidence to express an opinion or provide any assurance.

Other Information

Our audit was conducted for the purpose of forming an opinion on the financial statements that collectively comprise the Corporation's basic financial statements. The budget and actual fund schedules for the debt service and capital project funds and introductory and statistical sections as listed in the table of contents are presented for purposes of additional analysis and are not a required part of the basic financial statements.

The budget and actual fund schedules for the debt service and capital project funds are the responsibility of management and was derived from and relates directly to the underlying accounting and other records used to prepare the basic financial statements. Such information has been subjected to the auditing procedures applied in the audit of the basic financial statements and certain additional procedures, including comparing and reconciling such information directly to the underlying accounting and other records used to prepare the basic financial statements or to the basic financial statements themselves, and other additional procedures in accordance with auditing standards generally accepted in the United States of America. In our opinion, the information is fairly stated, in all material respects, in relation to the basic financial statements as a whole.

The introductory section and statistical information has not been subjected to the auditing procedures applied in the audit of the basic financial statements, and accordingly, we do not express an opinion or provide any assurance on it.

BKD, LLP

Indianapolis, Indiana
June 28, 2021

Management's Discussion and Analysis (Unaudited)

As management of the Health and Hospital Corporation of Marion County, Indiana, (Corporation), we offer readers of this Corporation's Annual Comprehensive Financial Report this narrative overview and analysis of the financial activities of the Corporation for the fiscal year ended December 31, 2020. We encourage readers to consider the information presented here in conjunction with additional information that we have furnished in our transmittal letter at the front of this report along with the financial statements, including the footnotes that follow the basic financial statements.

Financial Highlights

- The assets and deferred outflows of resources of the Corporation exceeded its liabilities and deferred inflows of resources at the close of the most recent fiscal year by \$1.15 billion (net position). Unrestricted net position at the end of 2020 is \$452.6 million.
- The Corporation's total net position increased by \$173.1 million, from current year activities.
- As of the close of 2020, the Corporation's governmental funds reported combined ending fund balances of \$658.4 million, an increase of \$116.0 million in comparison with the prior year.
- At the end of the current fiscal year, the unassigned fund balance for the General Fund was \$539.8 million or 262.5% of total General Fund expenditures.
- The Corporation's total debt, excluding capital leases, decreased by \$5.9 million or 3.4% during the current fiscal year. This reflects scheduled principal payments on outstanding bonds. The capital lease obligations decreased by \$86.6 million or 12.7% in 2020.
- During the current fiscal year, the Corporation received approximately \$151.5 million from CARES Act funding and an additional \$69.6 million in Medicare advanced payments.

Overview of the Financial Statements

This discussion and analysis is intended to serve as an introduction to the Health and Hospital Corporation's basic financial statements. The Corporation's basic financial statements comprise three components: 1) government-wide financial statements, 2) fund financial statements, and 3) notes to the financial statements. This report also contains required and other supplementary information in addition to the basic financial statements themselves.

Government-wide financial statements - The government-wide financial statements are designed to provide readers with a broad overview of the Corporation's finances, in a manner similar to a private-sector business.

The statement of net position presents information on all of the Corporation's assets, deferred outflows of resources, liabilities, and deferred inflows of resources with the difference between these financial statement elements being reported as net position. Over time, increases or decreases in net position may serve as a useful indicator of whether the financial position of the Corporation is improving or deteriorating.

The statement of activities presents information showing how the Corporation's net position changed during the most recent fiscal year. All changes in net position are reported as soon as the underlying event giving rise to the change occurs, regardless of the timing of related cash flows. Thus, revenues and expenses are reported in this statement for some items that will only result in cash flows in future fiscal periods (e.g., uncollected taxes and earned but unused vacation leave).

Both of the government-wide financial statements distinguish functions of the Corporation that are principally supported by taxes and intergovernmental revenues (governmental activities) from other functions that are intended to recover all or a significant portion of their costs through user fees and charges (business-type activities). The governmental activities of the Health and Hospital Corporation include those focused on public health: health improvement, communicable disease prevention, water quality and hazardous materials management, vector disease control, housing and neighborhood health, consumer and employee risk reduction, and administration and finance activities, including debt management. The business-type activities reflect the operations of Eskenazi Health, including a general acute care hospital, an outpatient care center, ten community health centers and the Transport Emergency Medical Services system for Marion County, Indiana (Indianapolis EMS); and the Corporation's Long-Term Care operations (Long-Term Care), consisting of a system of long-term care facilities throughout the State of Indiana.

The government-wide financial statements include the Health and Hospital Corporation of Marion County, Indiana (known as the primary government) and two blended component units, Lions Insurance Company and Eskenazi Medical Group. Since the Corporation's Board is appointed, not elected, the Corporation is considered a component unit of the Consolidated City of Indianapolis - Marion County (Uni-Gov). Management also considers all other units of government within Marion County to be separate from this Corporation, and they are not considered as component units within this report.

Fund financial statements - A fund is a grouping of related accounts that is used to maintain control over resources that have been segregated for specific activities or objectives. The Corporation, like other state and local governments, uses fund accounting to ensure and demonstrate compliance with finance-related legal requirements. All of the funds can be divided into two categories: governmental funds and proprietary funds.

Governmental Funds - Governmental funds are used to account for essentially the same functions reported as governmental activities in the government-wide financial statements. However, unlike the government-wide financial statements, governmental fund financial statements focus on near-term inflows and outflows of spendable resources, as well as on balances of spendable resources available at the end of the fiscal year. Such information may be useful in evaluating a government's near-term financing requirements.

Because the focus of governmental funds is narrower than that of the government-wide financial statements, it is useful to compare the information presented for governmental funds with similar information presented for governmental activities in the government-wide financial statements. By doing so, readers may better understand the long-term impact of the government's near-term financing decisions. Both the governmental fund balance sheet and the governmental fund statement of revenues, expenditures and changes in fund balances provide a reconciliation to facilitate this comparison between governmental funds and governmental activities.

The Corporation maintains three governmental funds. Information is presented separately in the governmental fund balance sheet and in the governmental fund statement of revenues, expenditures and changes in fund balances for the General Fund, the Debt Service Fund, and Capital Projects Fund, all of which are considered to be major funds.

The Corporation adopts an annual appropriated budget for its General, Debt Service, and a portion of its Capital Projects Fund. Budgetary comparison statements have been provided for these three funds to demonstrate compliance with this budget.

Proprietary Funds - The Corporation's proprietary funds consist of two enterprise funds. Enterprise funds report the same functions presented as business-type activities in the government-wide financial statements. The Corporation uses the enterprise fund to account for its Eskenazi Health Division (including Indianapolis EMS) and its Long-Term Care Division. The proprietary funds include the blended component units of Lions Insurance Company and Eskenazi Medical Group, which represent 1.8% and 2.9%, respectively, of the business-type activities total assets and deferred outflow of resources as of December 31, 2020.

Notes to the financial statements - The notes provide additional information that is essential to a full understanding of the data provided in the government-wide and fund financial statements.

Other information - In addition to the basic financial statements and accompanying notes, this report also presents certain required supplementary information, including a schedule of proportionate share of the net pension liability, schedule of contributions in connection with the Corporation's participation in a cost-sharing, multiple-employer defined-benefit retirement plan, schedule of Corporation contributions in a postemployment medical benefit plan and a budgetary comparison schedule for the General Fund. Also, budgetary schedules are provided for the Debt Service Fund and the Capital Projects Fund as other supplementary information.

Financial Analysis of the Corporation as a Whole

Net Position

As noted earlier, net position may serve over time as a useful indicator of a government's financial position. In the case of the Corporation, assets and deferred outflows exceeded liabilities and deferred inflows by \$1.15 billion at December 31, 2020. The Corporation's net position increased by \$173.1 million, compared to \$123.3 million in 2019.

The Corporation's net position includes its investment in capital assets (e.g., land, buildings, machinery, and equipment,) plus restricted funds, less any related debt used to acquire those assets that is still outstanding. The Corporation uses these capital assets to provide services to citizens; consequently, these assets are not available for future spending. Although the Corporation's investment in its capital assets is reported net of related debt, it should be noted that the resources needed to repay this debt must be provided from other sources, since the capital assets themselves cannot be used to liquidate these liabilities. The remaining balance of \$452.6 million is unrestricted.

	<i>(dollars in thousands)</i>					
	Governmental Activities		Business-Type Activities		Total	
	2020	2019	2020	2019	2020	2019
Assets						
Current and other assets	\$ 815,162	\$ 645,972	\$ 838,392	\$ 598,804	\$ 1,653,554	\$ 1,244,776
Capital assets, net of accumulated depreciation	28,265	42,037	849,756	923,259	878,021	965,296
Total assets	<u>843,427</u>	<u>688,009</u>	<u>1,688,148</u>	<u>1,522,063</u>	<u>2,531,575</u>	<u>2,210,072</u>
Deferred Outflows of Resources	<u>6,705</u>	<u>4,260</u>	<u>14,438</u>	<u>9,793</u>	<u>21,143</u>	<u>14,053</u>
Liabilities						
Other liabilities	29,826	30,568	245,263	140,352	275,089	170,920
Long-term liabilities	615,028	634,171	394,318	405,848	1,009,346	1,040,019
Total liabilities	<u>644,854</u>	<u>664,739</u>	<u>639,581</u>	<u>546,200</u>	<u>1,284,435</u>	<u>1,210,939</u>
Deferred Inflows of Resources	<u>86,243</u>	<u>4,560</u>	<u>35,478</u>	<u>35,137</u>	<u>121,721</u>	<u>39,697</u>
Net Position						
Net investment in capital assets	17,222	26,770	662,601	661,701	679,823	688,471
Restricted	14,147	13,539	-	-	14,147	13,539
Unrestricted	<u>87,666</u>	<u>(17,339)</u>	<u>364,926</u>	<u>288,818</u>	<u>452,592</u>	<u>271,479</u>
Total net position	<u>\$ 119,035</u>	<u>\$ 22,970</u>	<u>\$ 1,027,527</u>	<u>\$ 950,519</u>	<u>\$ 1,146,562</u>	<u>\$ 973,489</u>

Changes in Net Position

The Corporation's total revenue was \$1.96 billion during the current fiscal year. Taxes represent 7.0% of the Corporation's revenue. Medicaid special revenue represents 2.1% of revenue, while 81.6% of revenue came from fees charged for services. The remaining 9.3% came from grants and contributions, investment earnings, Build America Bond subsidies, and a gain relating to divesting in certain joint ventures.

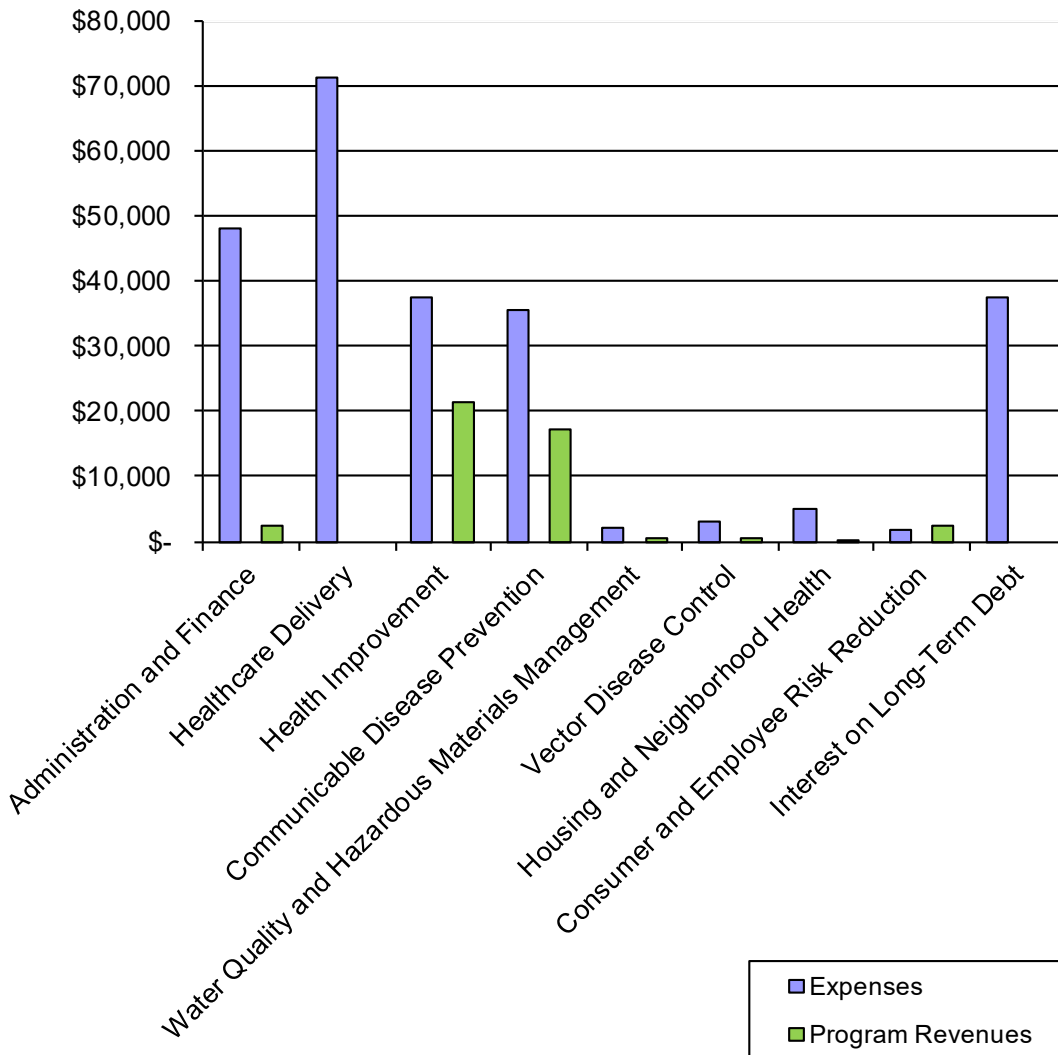
The total cost of all programs and services was \$1.79 billion. This resulted in an increase in net position for the year of \$173.1 million.

Governmental activities - Governmental activities increased the Corporation's net position by \$96.1 million compared to the total \$176.4 million increase in net position of the Corporation. Medicaid special revenue decreased \$48.5 million from prior year due to the cyclical nature of certain DSH settlements. Government activities received \$35.2 million in operating grants and contributions in 2020. Net transfers were \$100.9 million, compared to \$71.9 million from prior year. 2020 transfers reflect an increase in the Long-Term Care Fund transfer to the General Fund and a decrease in the General Fund transfers to the Eskenazi Health Fund. The increase of General Fund transfers in is attributed to Long-Term Care's ability to retain less of the Medicaid special revenue while maintaining a sufficient operating cash position. The decrease in Eskenazi Health Fund transfers is in line with the plan to decrease Eskenazi Health Fund support in the current and future fiscal years.

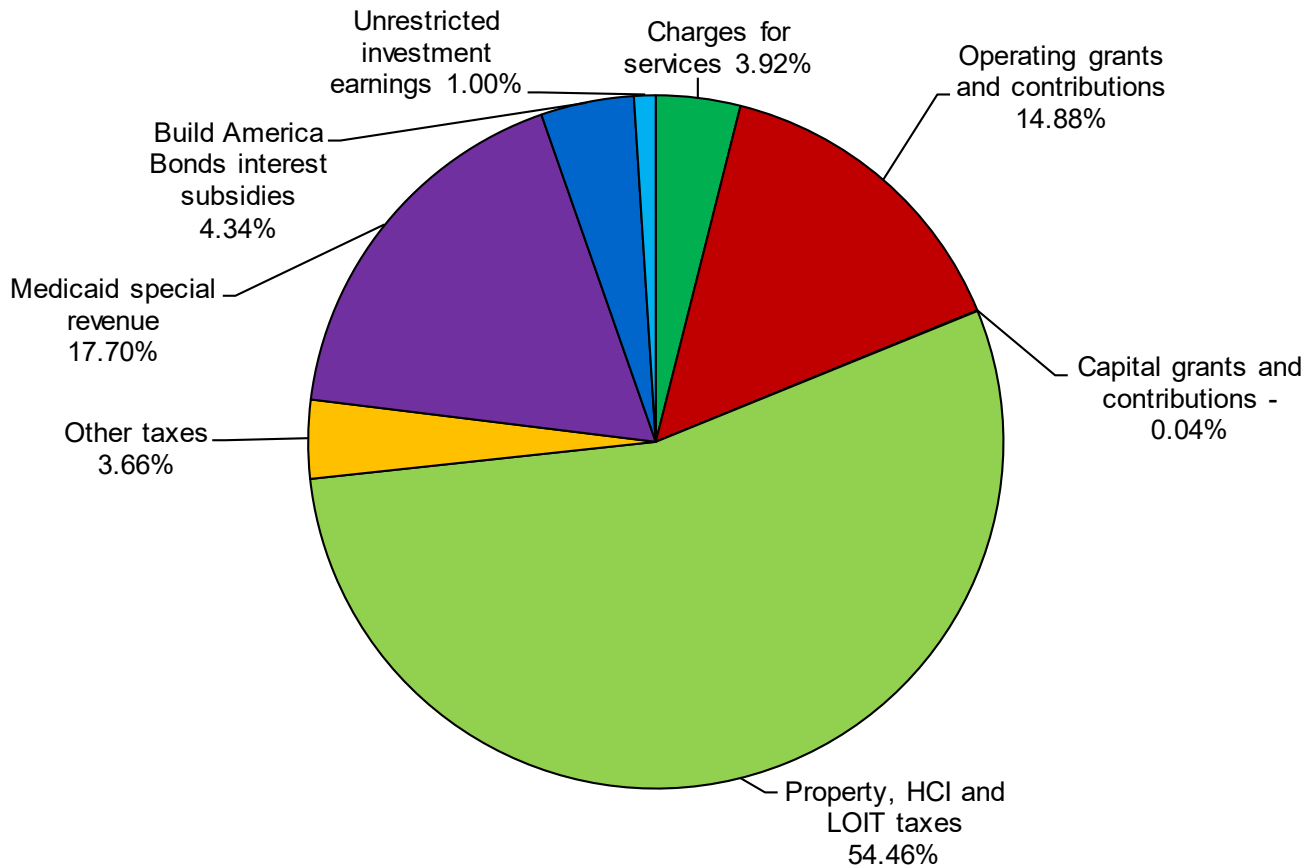
	<i>(dollars in thousands)</i>					
	Governmental Activities		Business-Type Activities		Total	
	2020	2019	2020	2019	2020	2019
Revenues						
Program revenues:						
Charges for services	\$ 9,261	\$ 9,094	\$ 1,588,715	\$ 1,527,057	\$ 1,597,976	\$ 1,536,151
Operating grants and contributions	35,169	22,470	112,176	25,359	147,345	47,829
Capital grants and contributions	66	75	-	-	66	75
General revenues:						
Property, HCI and local option income taxes	128,679	126,457	-	-	128,679	126,457
Other taxes	8,653	8,204	-	-	8,653	8,204
Medicaid special revenue	41,826	90,338	-	-	41,826	90,338
Build America Bonds interest subsidies	10,255	10,191	-	-	10,255	10,191
Unrestricted investment earnings	2,365	8,979	4,140	6,181	6,505	15,160
Total revenues	<u>236,274</u>	<u>275,808</u>	<u>1,705,031</u>	<u>1,558,597</u>	<u>1,941,305</u>	<u>1,834,405</u>
Expenses						
Administration and finance	47,949	47,103	-	-	47,949	47,103
Healthcare delivery	71,126	81,302	-	-	71,126	81,302
Health improvement	37,380	40,226	-	-	37,380	40,226
Communicable disease prevention	35,529	17,881	-	-	35,529	17,881
Water quality and hazardous material management	2,091	2,582	-	-	2,091	2,582
Vector disease control	3,032	3,477	-	-	3,032	3,477
Housing and neighborhood health	4,911	5,757	-	-	4,911	5,757
Consumer and employee risk reduction	1,752	2,101	-	-	1,752	2,101
Interest on long-term debt	37,305	38,384	-	-	37,305	38,384
Eskenazi Health	-	-	764,217	735,835	764,217	735,835
Long-term care	-	-	780,706	753,824	780,706	753,824
Total expenses	<u>241,075</u>	<u>238,813</u>	<u>1,544,923</u>	<u>1,489,659</u>	<u>1,785,998</u>	<u>1,728,472</u>
Increase (Decrease) in Net Position Before Transfers and Special Items						
	(4,801)	36,995	160,108	68,938	155,307	105,933
Special Items						
	-	4,042	17,766	13,317	17,766	17,359
Transfers						
	100,866	71,901	(100,866)	(71,901)	-	-
Increase in Net Position						
	96,065	112,938	77,008	10,354	173,073	123,292
Net Position, Beginning of Year						
	22,970	(89,968)	950,519	940,165	973,489	850,197
Net Position, End of Year						
	<u>\$ 119,035</u>	<u>\$ 22,970</u>	<u>\$ 1,027,527</u>	<u>\$ 950,519</u>	<u>\$ 1,146,562</u>	<u>\$ 973,489</u>

The following charts provide comparisons of the Corporation's governmental program revenues and expenses by function, as well as revenues by source. As shown, healthcare delivery is the largest function in expense. General revenues such as property tax are not shown by program; but are included in the revenues by source chart to show their significance. Taxes are used to support program activities for the entire Corporation.

2020 Expenses and Program Revenues - Governmental Activities (in thousands)



2020 Revenues by Source - Governmental Activities



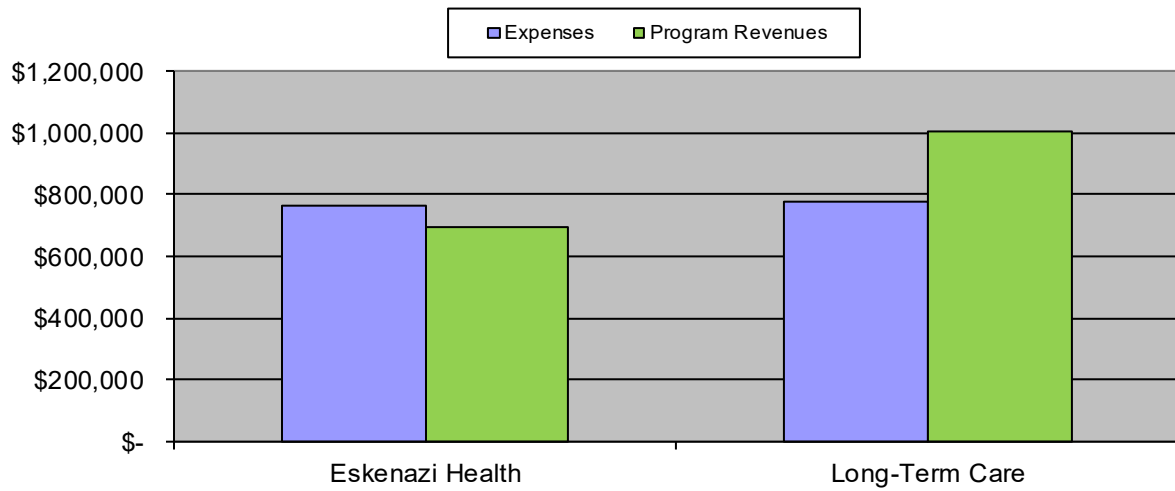
Business-type activities - The business-type activities increased the 2020 net position by \$77.0 million compared to a 2019 increase in net position of \$10.4 million.

Eskenazi Health's net position increased by \$58.0 million in the current year. Net investment in capital assets decreased by \$9.2 million; increases in capital assets totaled \$56.2 million, which was offset by depreciation of \$65.4 million. Operating revenues increased by \$77.6 million due to an increase in net patient service revenue of \$74.6 million and an increase of other revenue of \$3.0 million. Eskenazi Health support received from the General Fund decreased by \$25.0 million in 2020. Operating expenses increased by \$34.1 million from 2019, in part, due to traditional salary and wage increases; unplanned expenses were also incurred due to supply and drug price increases and other expenses required to support the COVID-19 pandemic. Eskenazi Health incurred an operating loss of \$109.6 million, which was offset by \$92.3 million in transfers from the General Fund, \$39.0 million in grants from various agencies and \$17.8 million on other sale gain.

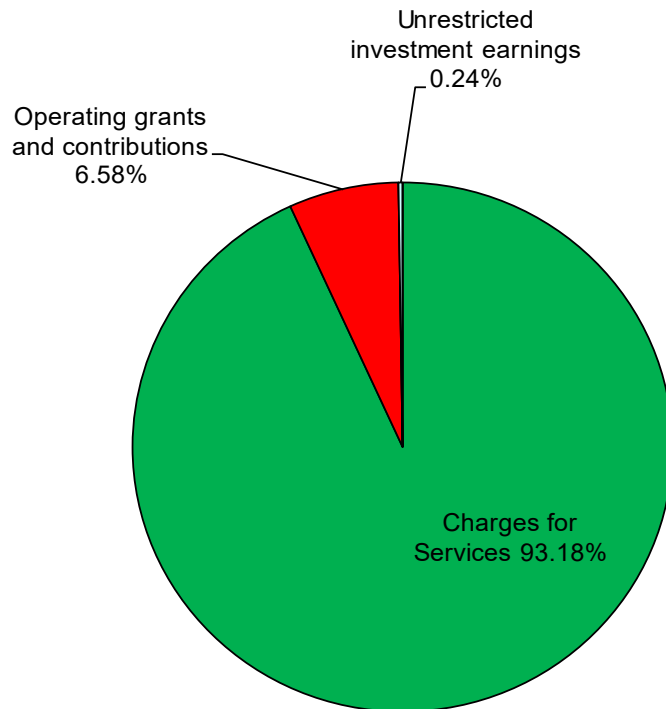
Long-Term Care's net position was \$189.0 million, an increase of \$19.0 million compared to 2019. Operating revenues decreased \$16.1 million due to reduced occupancy rates as a result of the pandemic and were partly offset by federal and state stimulus. Operating expenses increased \$32.6 million over 2019. This was primarily due to the COVID-19 impact on both increased staffing and personal protective equipment (PPE) costs. Income before capital contributions and transfers increased \$28.2 million. Long-Term Care has a \$32.3 million net investment in capital assets, an increase of \$10.1 million over 2019. All 78 facilities are recorded as capital assets under noncurrent assets.

The following charts provide a comparison of revenues and expenses, and revenues by source for the Corporation's business activities.

2020 Expenses and Program Revenues - Business-Type Activities (in thousands)



2020 Revenues by Source - Business-Type Activities



Financial Analysis of the Corporation's Funds

As noted earlier, the Corporation uses fund accounting to ensure and demonstrate compliance with finance-related legal requirements.

Governmental Funds - The focus of the Corporation's governmental funds is to provide information on near-term inflows, outflows and balances of spendable resources. Such information is useful in assessing the Corporation's financing requirements. In particular, unassigned fund balance may serve as a useful measure of a government's net resources available for spending at the end of the fiscal year.

As of the current fiscal year end, the Corporation's governmental funds reported combined ending fund balances of \$658.4 million, an increase of \$116.0 million in comparison with the prior year. Approximately 17.9% of this total amount, or \$118.2 million, constitutes restricted and assigned fund balance, which is related to capital outlays for the new hospital, money set aside for debt service, and year-end encumbrances. Approximately 82.0% of the total amount, or \$539.8 million, is unassigned fund balance. The remaining 0.1% of fund balance is nonspendable.

The General Fund is the chief operating fund of the Corporation. At the end of the current fiscal year, the unassigned fund balance of the General Fund was \$539.8 million, while the total fund balance increased \$109.8 million to a balance of \$564.8 million. As a measure of the General Fund's liquidity, it may be useful to compare both unassigned fund balance and total fund balance to total fund expenditures. Unassigned fund balance represents 262.5% of total General Fund expenditures, while total fund balance represents 274.6% of that same amount.

The Corporation's General Fund total fund balance increased by \$109.8 million during the current fiscal year compared to a \$60.1 million increase in 2019. Tax revenue collections increased by \$5.3 million from 2019 to 2020. The General Fund tax levy and assessed values increased in 2020, and collections of taxes surpassed 2020 projections. Medicaid special revenue increased \$7.8 million in 2020 as three partials and one final DSH settlement occurred during the year. Intergovernmental revenue increased \$11.2 million due to increased grant funding related to COVID-19. Intergovernmental expenditures decreased by \$10.2 million in 2020 due to the Families First Coronavirus Response Act reducing the intergovernmental transfer rate for the Long-Term Care Upper Payment Limit program during the COVID-19 public health emergency period. 2020 net transfers increased the fund balance by \$34.4 million, this is a result of less Eskenazi Health support in 2020 and an increase in the Long-Term Care transfer to the General Fund. The 2020 fund balance increase for the General Fund, of \$109.8 million, related to 2020 tax revenues, Medicaid special revenues, intergovernmental revenues, and transfers exceeding projections. Also, expenditures were under budget due to year-end initiatives not occurring during 2020.

Debt Service Fund - The Debt Service Fund has a fund balance of \$8.8 million compared to a fund balance of \$14.2 million in 2019. The decrease in fund balance during the current year was \$5.3 million. The decrease in fund balance was primarily due to no Build America Bonds subsidies being received in 2020.

Capital Projects Fund - The Capital Projects Fund has a total fund balance of \$84.8 million. The increase in fund balance during the current year was \$11.5 million. The fund balance increase is related to capital project outlays that were planned but did not occurred in 2020.

Proprietary Funds - The Corporation's proprietary funds provide the same type of information found in the government-wide financial statements, but in more detail.

Unrestricted net position of Eskenazi Health at the end of the year was \$208.2 million. In 2020, the total net position for Eskenazi Health increased by \$58.0 million. Other factors concerning the finances of Eskenazi Health were addressed in the discussion of the Corporation's business-type activities. Unrestricted net position of Long-Term Care at the end of the year was \$156.8 million. Total net position for Long-Term Care increased by \$19.0 million in 2020. Additional information on Long-Term Care operations can be found in the discussion of the Corporation's business-type activities.

General Fund Budgetary Highlights

The original budget of \$329.9 million remained unchanged during 2020, both in total and by major object of expenditure. The \$329.9 million budget included \$179.3 million in expenditures and \$150.6 million in transfers out. Actual expenditures and transfers out totaled \$300.9 million. Of the total \$28.9 million underspending, \$5.7 million related to personal services, \$2.4 million to supplies, \$16.6 million to other charges and services (including transfers out) and \$4.2 million to capital outlays. Underspending for all reflects potential year-end initiatives that did not occur. General revenues and other resources were estimated at \$334.0 million, and actual was \$326.4 million. Medicaid special revenue was \$23.7 million unfavorable to budget as expected hospital DSH settlements expected to occur in 2020 did not. 2020 taxes, grants, and miscellaneous revenues were better than budget by \$15.0 million due to tax collections exceeding projections, COVID-19 grant funding, and a legal settlement being paid in full.

Capital Asset and Debt Administration

Capital Assets - The Corporation's capital assets for its governmental and business-type activities as of December 31, 2020, totaled \$878.0 million (net of accumulated depreciation), a decrease from \$965.3 million at the end of 2019. This investment in capital assets includes land, buildings, improvements, machinery and equipment, vehicles and construction in progress.

Additional information on the Corporation's capital assets can be found below and in Note 9 to the financial statements.

	<i>(dollars in thousands)</i>					
	Governmental Activities		Business-Type Activities		Total	
	2020	2019	2020	2019	2020	2019
Land	\$ 2,133	\$ 2,133	\$ 9,432	\$ 9,698	\$ 11,565	\$ 11,831
Land improvements	-	-	51,844	51,318	51,844	51,318
Buildings and improvements	11,759	13,094	631,774	717,521	643,533	730,615
Equipment	9,993	6,540	127,859	114,358	137,852	120,898
Vehicles	1,125	1,358	1,993	2,372	3,118	3,730
Construction in progress	3,255	18,912	26,854	27,992	30,109	46,904
	<u>\$ 28,265</u>	<u>\$ 42,037</u>	<u>\$ 849,756</u>	<u>\$ 923,259</u>	<u>\$ 878,021</u>	<u>\$ 965,296</u>
Total assets	<u>\$ 28,265</u>	<u>\$ 42,037</u>	<u>\$ 849,756</u>	<u>\$ 923,259</u>	<u>\$ 878,021</u>	<u>\$ 965,296</u>

Long-Term Debt - At the end of 2020, the Corporation had total general obligation debt outstanding of \$169.5 million. Moody's Investors Service rates the Corporation's general obligation debt "Aa2".

State statutes limit the amount of general obligation debt a governmental entity may issue to 0.67% of its total assessed valuation. The current debt limitation for the Corporation is \$288.9 million. Outstanding general obligation debt (excluding premiums) at December 31, 2020 represents 57.7% of this limit.

Additional information on the Corporation's long-term debt can be found in Note 11 of this report.

	Governmental Activities		<i>(dollars in thousands)</i> Business-Type Activities		Total	
	2020	2019	2020	2019	2020	2019
2005 general obligation bonds	\$ 8,535	\$ 10,410	\$ -	\$ -	\$ 8,535	\$ 10,410
2010 general obligation bonds	158,245	162,100	-	-	158,245	162,100
Unamortized bond premiums	2,705	2,888	-	-	2,705	2,888
Capital leases	408,454	421,051	186,870	260,883	595,324	681,934
Total long-term debt	<u>\$ 577,939</u>	<u>\$ 596,449</u>	<u>\$ 186,870</u>	<u>\$ 260,883</u>	<u>\$ 764,809</u>	<u>\$ 857,332</u>

Economic Factors and Next Year's Budgets and Rates

In March of 2020, the SARS-CoV-2 virus and the incidence of COVID-19 (COVID-19) was designated as a global pandemic by the World Health Organization. The Corporation has continued to operate as an essential healthcare provider and experienced significant impacts to patient volumes, occupancy, and the related revenues as various policies were implemented by federal, state, and local governments in response to the pandemic. See Note 25 for additional COVID-19 information.

The 2021 original budget for all annually budgeted funds is \$407.3 million. No revisions have been made through June 2021. The 2021 General Fund budget is \$326.5 million. The 1.0% decrease from the 2020 final General Fund budget of \$329.9 million reflects a \$22.6 million decrease in other charges and services, which includes reduced operating transfers to the Eskenazi Health Fund. The 2021 General Fund budget also reflects increases in personal services, supplies, and capital outlays totaling \$19.2 million to appropriately position the Corporation to respond to the COVID-19 pandemic. The budget for the Corporation will continue to be challenged by increasing expenditures and declining revenue in the form of property tax caps.

Requests for Information

This financial report is designed to provide a general overview of the Health and Hospital Corporation's finances for all those with an interest in the government's finances. Questions concerning any of the information provided in this report or requests for additional financial information should be addressed to the Office of the Treasurer, 3838 N. Rural, Indianapolis, Indiana, 46205.

Basic Financial Statements

Health and Hospital Corporation of Marion County, Indiana

(A Component Unit of the Consolidated City of Indianapolis - Marion County)

Statement of Net Position

December 31, 2020

(Dollars in thousands)

	Governmental Activities	Business-Type Activities	Total
Assets			
Cash and cash equivalents	\$ 351,808	\$ 769,367	\$ 1,121,175
Investments	12,754	19,353	32,107
Receivables, net:			
Patient services	-	118,061	118,061
Medicaid special revenue	33,626	62,685	96,311
Grants	18,350	8,406	26,756
Taxes	89,741	-	89,741
BAB subsidies	10,255	-	10,255
Other	2,623	34,122	36,745
Internal balances	246,829	(246,829)	-
Inventories	-	16,671	16,671
Joint venture escrow	-	10,138	10,138
Estimated Medicare/Medicaid settlements	-	12,480	12,480
Prepaid costs and other assets	391	13,988	14,379
Restricted cash and cash equivalents	12,721	-	12,721
Restricted investments	-	10,014	10,014
Lease acquisition costs (net of accumulated amortization)	-	4,655	4,655
Joint venture investments	36,064	3,008	39,072
Other long-term assets	-	2,273	2,273
Capital assets (net of accumulated depreciation):			
Land	2,133	9,432	11,565
Land improvements	-	51,844	51,844
Buildings and improvements	11,759	631,774	643,533
Equipment	9,993	127,859	137,852
Vehicles	1,125	1,993	3,118
Construction in progress	3,255	26,854	30,109
Total assets	<u>843,427</u>	<u>1,688,148</u>	<u>2,531,575</u>
Deferred Outflows of Resources	<u>6,705</u>	<u>14,438</u>	<u>21,143</u>
Liabilities			
Accounts payable	26,928	143,604	170,532
Restricted accounts payable	4	-	4
Accrued liabilities	1,299	25,020	26,319
Unearned revenue	1,595	62,859	64,454
Estimated Medicare/Medicaid settlements	-	13,780	13,780
Long-term liabilities:			
Due within one year	27,894	154,446	182,340
Due in more than one year	587,134	239,872	827,006
Total liabilities	<u>644,854</u>	<u>639,581</u>	<u>1,284,435</u>
Deferred Inflows of Resources	<u>86,243</u>	<u>35,478</u>	<u>121,721</u>
Net Position			
Net investment in capital assets	17,222	662,601	679,823
Restricted for:			
Health services	1,426	-	1,426
Debt service	12,721	-	12,721
Unrestricted	<u>87,666</u>	<u>364,926</u>	<u>452,592</u>
Total net position	<u>\$ 119,035</u>	<u>\$ 1,027,527</u>	<u>\$ 1,146,562</u>

Health and Hospital Corporation of Marion County, Indiana
(A Component Unit of the Consolidated City of Indianapolis - Marion County)

Statement of Activities
For the Year Ended December 31, 2020
(Dollars in thousands)

Functions/Programs	Expenses	Program Revenues			Net (Expense) Revenue and Changes in Net Position		
		Charges for Services	Operating Grants and Contributions	Capital Grants and Contributions	Governmental Activities	Business-Type Activities	Total
Governmental Activities							
Administration and finance	\$ 47,949	\$ 2,342	\$ -	\$ -	\$ (45,607)	\$ -	\$ (45,607)
Healthcare delivery	71,126	-	-	-	(71,126)	-	(71,126)
Health improvement	37,380	3,431	17,866	-	(16,083)	-	(16,083)
Communicable disease prevention	35,529	294	16,977	66	(18,192)	-	(18,192)
Water quality and hazardous materials management	2,091	457	25	-	(1,609)	-	(1,609)
Vector disease control	3,032	441	-	-	(2,591)	-	(2,591)
Housing and neighborhood health	4,911	23	269	-	(4,619)	-	(4,619)
Consumer and employee risk reduction	1,752	2,273	32	-	553	-	553
Interest on long-term debt	37,305	-	-	-	(37,305)	-	(37,305)
Total governmental activities	<u>241,075</u>	<u>9,261</u>	<u>35,169</u>	<u>66</u>	<u>(196,579)</u>	<u>-</u>	<u>(196,579)</u>
Business-Type Activities							
Eskenazi Health	764,217	654,831	39,013	-	-	(70,373)	(70,373)
LT Care	780,706	933,884	73,163	-	-	226,341	226,341
Total business-type activities	<u>1,544,923</u>	<u>1,588,715</u>	<u>112,176</u>	<u>-</u>	<u>-</u>	<u>155,968</u>	<u>155,968</u>
Total	<u>\$ 1,785,998</u>	<u>\$ 1,597,976</u>	<u>\$ 147,345</u>	<u>\$ 66</u>	<u>(196,579)</u>	<u>155,968</u>	<u>(40,611)</u>
General revenues:							
Property and local income taxes					90,679	-	90,679
Health Care for the Indigent taxes					38,000	-	38,000
Excise taxes					6,963	-	6,963
Financial institution taxes					1,690	-	1,690
Medicaid special revenue (unrestricted)					41,826	-	41,826
Build America Bonds interest subsidies					10,255	-	10,255
Unrestricted investment earnings					2,365	4,140	6,505
Special item - gain on sale					-	17,766	17,766
Transfers					100,866	(100,866)	-
Total general revenues and transfers					<u>292,644</u>	<u>(78,960)</u>	<u>213,684</u>
Change in net position					96,065	77,008	173,073
Net position - beginning of year					22,970	950,519	973,489
Net position - end of year					<u>\$ 119,035</u>	<u>\$ 1,027,527</u>	<u>\$ 1,146,562</u>

Health and Hospital Corporation of Marion County, Indiana
(A Component Unit of the Consolidated City of Indianapolis - Marion County)
Balance Sheet - Governmental Funds
December 31, 2020
(Dollars in thousands)

	General	Debt Service	Capital Projects	Total Governmental Funds
Assets				
Cash and cash equivalents	\$ 265,766	\$ 1,263	\$ 84,779	\$ 351,808
Restricted cash and cash equivalents	-	12,721	-	12,721
Investments	12,754	-	-	12,754
Receivables (net of allowance for uncollectibles):				
Grants	18,350	-	-	18,350
Medicaid special revenue	33,626	-	-	33,626
Taxes	87,285	2,221	235	89,741
BAB subsidies	-	10,255	-	10,255
Other	2,623	-	-	2,623
Due from other funds	257,084	-	-	257,084
Prepaid costs and other assets	391	-	-	391
	<u>\$ 677,879</u>	<u>\$ 26,460</u>	<u>\$ 85,014</u>	<u>\$ 789,353</u>
Total assets				
Liabilities, Deferred Inflows of Resources and Fund Balances				
Liabilities				
Accounts payable	\$ 26,928	\$ -	\$ 4	\$ 26,932
Salaries and related benefits	1,299	-	-	1,299
Unearned revenue	1,595	-	-	1,595
Due to other funds	-	10,255	-	10,255
Accrued self-insurance claims	1,099	-	-	1,099
Total liabilities	<u>30,921</u>	<u>10,255</u>	<u>4</u>	<u>41,180</u>
Deferred Inflows of Resources				
Unavailable revenues	<u>82,149</u>	<u>7,359</u>	<u>235</u>	<u>89,743</u>
Fund Balances				
Nonspendable	391	-	-	391
Restricted for debt service	-	7,583	-	7,583
Assigned	24,582	1,263	84,775	110,620
Unassigned	539,836	-	-	539,836
Total fund balances	<u>564,809</u>	<u>8,846</u>	<u>84,775</u>	<u>658,430</u>
Total liabilities, deferred inflows of resources and fund balances	<u>\$ 677,879</u>	<u>\$ 26,460</u>	<u>\$ 85,014</u>	

Amounts reported for governmental activities in the statement of net position are different because:

Net capital assets used in the governmental activities are not financial resources and therefore are not reported in the fund statements	28,265
Joint venture investments are not financial resources and therefore are not reported in the fund statements	36,064
Net pension liability is not due and payable in the current period and therefore is not recorded in the funds statement	(26,904)
Deferred inflows of resources not meeting availability criteria in fund statements are not in the statement of net position	9,502
Deferred inflows of resources related to pension that are not available to pay for current period expenditures and therefore are not reported in the fund statements and include:	(6,002)
Deferred outflows of resources are not financial resources and therefore are not reported in the fund statements and include:	
Loss on refunding	201
Pension	6,504
Long-term liabilities, including bonds payable, are not due and payable in the current period and therefore are not reported in the fund statements (excludes matured bond principal and interest)	<u>(587,025)</u>
Net position of governmental activities	<u>\$ 119,035</u>

Health and Hospital Corporation of Marion County, Indiana
(A Component Unit of the Consolidated City of Indianapolis - Marion County)
Statement of Revenues, Expenditures and Changes in Fund Balances -
Governmental Funds
For the Year Ended December 31, 2020
(Dollars in thousands)

	General	Debt Service	Capital Projects	Total Governmental Funds
Revenues				
Taxes	\$ 134,933	\$ 2,148	\$ 251	\$ 137,332
Licenses and permits	4,403	-	-	4,403
Intergovernmental	33,767	-	-	33,767
Charges for services	765	-	-	765
Medicaid special revenue	71,469	-	-	71,469
Investment income	5,037	52	403	5,492
Build America Bonds interest subsidies	-	5,117	-	5,117
Miscellaneous	7,524	-	-	7,524
Total revenues	<u>257,898</u>	<u>7,317</u>	<u>654</u>	<u>265,869</u>
Expenditures				
Current				
Administrative	50,319	-	-	50,319
Population health	29,957	-	-	29,957
Environmental health	11,423	-	-	11,423
Health center program	981	-	-	981
Data processing	6,103	-	-	6,103
Grant programs	34,338	-	-	34,338
Capital outlays	1,418	-	4,191	5,609
Debt service				
Principal	-	18,327	-	18,327
Interest and fiscal charges	-	37,405	-	37,405
Intergovernmental	71,126	-	-	71,126
Total expenditures	<u>205,665</u>	<u>55,732</u>	<u>4,191</u>	<u>265,588</u>
Excess (Deficiency) of Revenues Over (Under) Expenditures	<u>52,233</u>	<u>(48,415)</u>	<u>(3,537)</u>	<u>281</u>
Other Financing Sources (Uses)				
Transfers in	218,245	53,366	15,000	286,611
Transfers out	(160,650)	(10,255)	-	(170,905)
Total other financing sources and uses	<u>57,595</u>	<u>43,111</u>	<u>15,000</u>	<u>115,706</u>
Net change in fund balances	109,828	(5,304)	11,463	115,987
Fund balances - beginning of year	454,981	14,150	73,312	542,443
Fund balances - end of year	<u>\$ 564,809</u>	<u>\$ 8,846</u>	<u>\$ 84,775</u>	<u>\$ 658,430</u>

Health and Hospital Corporation of Marion County, Indiana

(A Component Unit of the Consolidated City of Indianapolis - Marion County)

Reconciliation of the Statement of Revenues, Expenditures and Changes in Fund Balances of Governmental Funds to the Statement of Activities - Governmental Activities For the Year Ended December 31, 2020

(Dollars in thousands)

Amounts reported for governmental activities in the statement of activities are different because:

Net changes in fund balances - total governmental funds	\$	115,987
Depreciation expense is not reported in the fund statements, but is reported as a decrease in net position in the statement of activities		(4,541)
Capital outlays are reported as expenditures in the fund statements, but are reported as additions to capital assets in the statement of net position		5,609
Changes in joint venture investment are reported in the statement of net position but are not reported in the fund statements		(692)
Transfers of capital assets from governmental activities to the business type activities are not shown in the fund statements		(14,840)
Revenues in the statement of activities that do not provide current financial resources are not reported as revenues in the fund statements		(26,256)
The issuance of long-term debt (e.g., bonds, leases) provides current financial resources to governmental funds, while the repayment of the principal of long-term debt consumes the current financial resources of governmental funds. Neither transaction, however, has any effect on net position. Also, governmental funds report the effect of bond insurance costs, premiums, discounts and similar items when debt is first issued, whereas these amounts are deferred and amortized in the statement of activities. This amount is the net effect of these differences (as applicable) in the treatment of long-term debt and related items		18,431
Compensated absences that do not require the use of current financial resources are not reported as expenditures in the fund statements		(855)
Portion of pension expense in the statement of activities that does not require the use of current financial resources and therefore is not reported as an expenditure in the fund statements		3,096
Asserted and unasserted self-insurance claims that do not require the use of current financial resources are not reported as expenditures in the fund statements		126
		126
Change in net position of governmental activities	\$	96,065

Health and Hospital Corporation of Marion County, Indiana
(A Component Unit of the Consolidated City of Indianapolis - Marion County)
Statement of Net Position - Proprietary Funds
December 31, 2020
(Dollars in thousands)

	Eskenazi Health	LT Care	Total
Assets			
Current assets:			
Cash and cash equivalents	\$ 426,323	\$ 343,044	\$ 769,367
Investments	19,353	-	19,353
Receivables (net of allowance for uncollectibles):			
Patient services	66,708	51,353	118,061
Medicaid special revenue	-	62,685	62,685
Grants	8,406	-	8,406
Other	34,122	-	34,122
Estimated Medicare/Medicaid settlements	11,377	1,103	12,480
Inventories	16,671	-	16,671
Joint venture escrow	10,138	-	10,138
Due from other funds	-	13,480	13,480
Prepaid costs and other assets	9,947	4,041	13,988
Total current assets	<u>603,045</u>	<u>475,706</u>	<u>1,078,751</u>
Noncurrent assets:			
Lease acquisition cost (net of accumulated amortization)	-	4,655	4,655
Joint venture investments	3,008	-	3,008
Investments restricted for deferred compensation	10,014	-	10,014
Other long-term assets	-	2,273	2,273
Nondepreciable capital assets	34,411	1,875	36,286
Depreciable capital assets (net of accumulated depreciation)	595,940	217,530	813,470
Total noncurrent assets	<u>643,373</u>	<u>226,333</u>	<u>869,706</u>
Total assets	<u>1,246,418</u>	<u>702,039</u>	<u>1,948,457</u>
Deferred Outflows of Resources			
	<u>14,438</u>	<u>-</u>	<u>14,438</u>
Total assets and deferred outflows of resources	<u>1,260,856</u>	<u>702,039</u>	<u>1,962,895</u>
Liabilities			
Current liabilities:			
Accounts payable	103,084	40,520	143,604
Accrued liabilities	11,930	13,090	25,020
Due to other funds	52,319	207,990	260,309
Capital lease obligation - current	-	82,032	82,032
Estimated Medicare/Medicaid settlements	1,552	12,228	13,780
Medicare advanced payments	15,814	23,017	38,831
Unearned revenue	62,859	-	62,859
Accrued compensated absences - current	20,707	-	20,707
Asserted and unasserted self-insurance claims - current	6,745	6,131	12,876
Total current liabilities	<u>275,010</u>	<u>385,008</u>	<u>660,018</u>
Noncurrent liabilities:			
Asserted and unasserted self-insurance claims	3,595	17,326	20,921
Medicare advanced payments	24,905	5,848	30,753
Accrued compensated absences	4,692	-	4,692
Net pension liability	68,654	-	68,654
Deferred compensation	10,014	-	10,014
Capital lease payable	-	104,838	104,838
Total noncurrent liabilities	<u>111,860</u>	<u>128,012</u>	<u>239,872</u>
Total liabilities	<u>386,870</u>	<u>513,020</u>	<u>899,890</u>
Deferred Inflows of Resources			
	<u>35,478</u>	<u>-</u>	<u>35,478</u>
Total liabilities and deferred inflows of resources	<u>422,348</u>	<u>513,020</u>	<u>935,368</u>
Net Position			
Net investment in capital assets	630,351	32,250	662,601
Unrestricted	208,157	156,769	364,926
Total net position	<u>\$ 838,508</u>	<u>\$ 189,019</u>	<u>\$ 1,027,527</u>

Health and Hospital Corporation of Marion County, Indiana
(A Component Unit of the Consolidated City of Indianapolis - Marion County)
Statement of Revenues, Expenses and Changes in Net Position -
Proprietary Funds
For the Year Ended December 31, 2020
(Dollars in thousands)

	Eskenzi		Total
	Health	LT Care	
Operating revenues:			
Net patient service revenue	\$ 623,188	\$ 678,179	\$ 1,301,367
Medicaid special revenue	-	254,336	254,336
Other revenue	31,462	1,369	32,831
Total operating revenues	654,650	933,884	1,588,534
Operating expenses:			
Salaries	314,184	-	314,184
Employee benefits	67,239	-	67,239
Contract labor	4,604	453,308	457,912
Medical and professional fees	64,491	9,909	74,400
Purchased services	33,640	58,841	92,481
Supplies	76,218	53,385	129,603
Pharmaceuticals	65,779	11,396	77,175
Repairs and maintenance	13,094	5,545	18,639
Utilities	12,643	15,996	28,639
Equipment rental	5,947	8,950	14,897
Depreciation and amortization	65,431	81,348	146,779
Provider assessment fee	15,098	31,652	46,750
Other	25,849	32,592	58,441
Total operating expenses	764,217	762,922	1,527,139
Operating income (loss)	(109,567)	170,962	61,395
Nonoperating revenue (expenses):			
Noncapital gifts and grants	39,013	73,163	112,176
Investment income	3,449	691	4,140
Gain on disposal of capital assets	181	-	181
Interest expense	-	(17,784)	(17,784)
Total nonoperating revenue (expense)	42,643	56,070	98,713
Increase (decrease) in net position before transfers and special item	(66,924)	227,032	160,108
Capital contributions - capital assets transferred from governmental activities	14,840	-	14,840
Special item - gain on sale	17,766	-	17,766
Transfers - General Fund	92,284	(207,990)	(115,706)
Changes in net position	57,966	19,042	77,008
Total net position - beginning of year	780,542	169,977	950,519
Total net position - end of the year	\$ 838,508	\$ 189,019	\$ 1,027,527

Health and Hospital Corporation of Marion County, Indiana

(A Component Unit of the Consolidated City of Indianapolis - Marion County)

Statement of Cash Flows - Proprietary Funds For the Year Ended December 31, 2020

(Dollars in thousands)

	Eskenazi		
	Health	LT Care	Total
Cash Flows From Operating Activities			
Receipts from patient services	\$ 673,741	\$ 713,609	\$ 1,387,350
Receipts from other operations	21,190	1,369	22,559
Medicaid special revenue	-	257,687	257,687
Payments to suppliers	(295,764)	(216,598)	(512,362)
Payments to employees and contract labor	(364,465)	(449,416)	(813,881)
Net cash provided by operating activities	<u>34,702</u>	<u>306,651</u>	<u>341,353</u>
Cash Flows From Noncapital Financing Activities			
Cash receipts from noncapital gifts and grants	113,937	59,683	173,620
Transfers from (to) the General Fund	92,284	(196,359)	(104,075)
Net cash provided by (used in) noncapital financing activities	<u>206,221</u>	<u>(136,676)</u>	<u>69,545</u>
Cash Flows From Capital and Related Financing Activities			
Purchases of capital assets	(42,287)	(13,828)	(56,115)
Proceeds from sale of capital assets	1,048	-	1,048
Payment of capital lease obligations	-	(74,013)	(74,013)
Interest expense payments	-	(17,784)	(17,784)
Net cash used in capital and related financing activities	<u>(41,239)</u>	<u>(105,625)</u>	<u>(146,864)</u>
Cash Flows From Investing Activities			
Proceeds from sale and maturities of investments	43,098	53,948	97,046
Purchases of investments	(20,355)	-	(20,355)
Interest and dividends received	1,166	691	1,857
Distributions from joint venture	6,276	-	6,276
Net cash provided by investing activities	<u>30,185</u>	<u>54,639</u>	<u>84,824</u>
Net Increase in Cash and Cash Equivalents	<u>229,869</u>	<u>118,989</u>	<u>348,858</u>
Cash and Cash Equivalents, January 1	<u>196,454</u>	<u>224,055</u>	<u>420,509</u>
Cash and Cash Equivalents, December 31	<u>\$ 426,323</u>	<u>\$ 343,044</u>	<u>\$ 769,367</u>
Reconciliation of Operating Income (Loss) to Net Cash			
Provided by Operating Activities:			
Operating income (loss)	\$ (109,567)	\$ 170,962	\$ 61,395
Adjustment to reconcile operating income (loss) to net cash provided by operating activities:			
Depreciation and amortization	65,431	81,348	146,779
Decrease in carrying value of joint venture	(6,525)	-	(6,525)
Changes in operating assets and liabilities:			
Patient service receivables	5,386	9,290	14,676
Other receivables	(3,747)	3,350	(397)
Inventories	(9,992)	-	(9,992)
Prepaid costs and other assets	(1,512)	(800)	(2,312)
Deferred inflows and outflows of resources	(4,304)	-	(4,304)
Net pension liability	(14,029)	-	(14,029)
Accounts payable	33,402	12,165	45,567
Accrued liabilities and compensated absences	35,253	2,344	37,597
Estimated Medicare/Medicaid settlements	4,484	(4,061)	423
Asserted and unasserted self-insurance claims	233	3,188	3,421
Medicare advance payments	40,719	28,865	69,584
Medical claims incurred but not reported	(530)	-	(530)
Total adjustments	<u>144,269</u>	<u>135,689</u>	<u>279,958</u>
Net cash provided by operating activities	<u>\$ 34,702</u>	<u>\$ 306,651</u>	<u>\$ 341,353</u>
Noncash investing, capital and financing activities:			
Deferred compensation payouts from investments	\$ 349	\$ -	\$ 349
Purchase of capital assets included in accounts payable	-	285	285
Transfers of capital assets and non-cash items from governmental activities	14,840	-	14,840
Gain on disposal of capital assets	181	-	181
Unrealized gain on investments, net	2,283	-	2,283
Noncash adjustment to gain on sale of joint venture	17,766	-	17,766

Health and Hospital Corporation of Marion County, Indiana

(A Component Unit of the Consolidated City of Indianapolis - Marion County)

Notes to Basic Financial Statements

December 31, 2020

(Dollars in thousands)

Note 1: Nature of Operations and Summary of Significant Accounting Policies

Financial Reporting Entity

The Health and Hospital Corporation of Marion County, Indiana (Corporation) was created under Chapter 287 of the Acts of 1951 enacted by the General Assembly of the State of Indiana. The Corporation is a municipal corporation and a political subdivision of the State of Indiana under Indiana Code §16-22-8-6, §6-1.1-1-12 and §36-1-2-23. The Corporation is considered a component unit of the Consolidated City of Indianapolis - Marion County (Uni-Gov).

The Corporation's duties include the administration of the Divisions of Public Health and Public Hospitals. The Division of Public Health does business as the Marion County Public Health Department (MCPHD), and the Division of Public Hospitals does business as Eskenazi Health. Overall, the Corporation operates three service divisions: MCPHD, Eskenazi Health and a Long-Term Care (Long-Term Care) operation.

The MCPHD operates two service bureaus, which provide preventive and diagnostic health programs, health education, immunization and epidemiological programs, environmental health regulation, and code enforcement. The MCPHD division is accounted for using governmental funds.

Eskenazi Health is comprised of the Sidney and Lois Eskenazi Hospital, a 344 bed general acute care hospital; the Eskenazi Health Outpatient Care Center, an outpatient specialty care facility co-located with the Hospital; the Eskenazi Health Center, a Federally Qualified Health Center (FQHC) that operates ten primary care centers throughout Marion County; Sandra Eskenazi Mental Health Center, a Community Mental Health Center (CMHC) that provides behavioral health services throughout Marion County; and Indianapolis EMS (IEMS), the county-wide emergency ambulance service. Eskenazi Health is the only public hospital in Marion County. The Hospital is fully accredited by the Joint Commission for Accreditation of Hospitals of the American Hospital Association.

In accordance with an interlocal agreement with the City of Indianapolis, Department of Public Safety, the Corporation agreed to own, manage and operate the Transport Emergency Medical Services system for Marion County, Indiana (Indianapolis EMS). The activities of Indianapolis EMS are therefore included in the Eskenazi Health division. For purposes of financial reporting, the Eskenazi Health division is accounted for as a separate enterprise fund.

The Corporation operates 78 long-term care facilities through capital leases. The facilities are operated as part of the Long-Term Care operations. Long-Term Care supports the Corporation's mission and goal to provide quality care and services to elderly and disabled people. For purposes of financial reporting, the Long-Term Care division is accounted for as a separate enterprise fund.

Health and Hospital Corporation of Marion County, Indiana

(A Component Unit of the Consolidated City of Indianapolis - Marion County)

Notes to Basic Financial Statements

December 31, 2020

(Dollars in thousands)

The Corporation is governed by a seven-member Board of Trustees, appointed by the Mayor of Indianapolis (3), Commissioners of Marion County (2) and City-County Council (2). Of those members appointed by the City-County Council, one serves a two-year term, and one serves a four-year term. All other appointments serve a term of four years. The Board of Trustees is bi-partisan by statute. The Corporation is responsible for all of its fiscal matters including budget (subject to the final authority of the City-County Council and the State of Indiana Department of Local Government Finance (DLGF)), operating deficits and debt. The Corporation's executive and legislative powers include the power to levy taxes and incur debt. The Corporation's ordinances have the effect of local law governing health matters.

Component Units

The Corporation has established a nonprofit entity, Lions Insurance Company (Lions), which is legally separate from the Corporation and whose purpose is to provide insurance covering the professional (malpractice) and general liability exposures of the nursing homes operated by the Corporation. Lions is considered a blended component unit and is therefore reported as if it is a part of the Long-Term Care Enterprise Fund because its primary purpose is to provide services solely to the Long-Term Care Enterprise Fund.

Eskenazi Medical Group, Inc. (EMG) is a nonprofit entity, which is legally separate from the Corporation and whose purpose is to provide a patient-based, clinical setting needed for the education of medical students. EMG employs and contracts with physicians who are then contracted for service at Eskenazi Health facilities. The organizational documents of EMG give the Corporation significant influence and abilities within the governance structure of EMG and the Corporation also has members of management who serve as board members for EMG. This and a combination of other facts and circumstances resulted in the conclusion that EMG is a component unit of the Corporation. Because EMG's primary purpose is to provide services solely to Eskenazi Health, EMG must be blended into the Corporation's financial statements as if it were a part of the Eskenazi Health Enterprise Fund.

Complete financial statements for Lions and EMG may be obtained from Health and Hospital Corporation at 3838 N. Rural Street, Indianapolis, Indiana 46205.

Financial Statement Presentation, Measurement Focus and Basis of Accounting

Government-Wide and Fund Financial Statements

Government-wide financial statements (i.e., the statement of net position and the statement of activities) incorporate data from all of the primary government's governmental and proprietary funds, as well as from all of its blended component units. All significant interfund activity has been removed from these statements. Governmental activities, which normally are supported by taxes and intergovernmental revenues, are reported separately from business-type activities, which rely to a significant extent on fees and charges for support.

Health and Hospital Corporation of Marion County, Indiana

(A Component Unit of the Consolidated City of Indianapolis - Marion County)

Notes to Basic Financial Statements

December 31, 2020

(Dollars in thousands)

The statement of activities demonstrates the degree to which the direct expenses of a given function or segment are offset by program revenues. Direct expenses are those that are clearly identifiable with a specific function or segment. Program revenues include: 1) charges to customers or applicants who purchase, use, or directly benefit from goods, services, or privileges provided by a given function and 2) grants and contributions that are restricted to meeting the operational or capital requirements of a particular function or segment. Internally dedicated resources are reported as general revenues rather than as program revenues. Likewise, general revenues include all taxes.

Following the government-wide financial statements are separate financial statements for governmental funds and proprietary funds. Major individual governmental funds and major individual enterprise funds are reported as separate columns in the fund financial statements. The Corporation considers all of its governmental funds to be major funds. The total fund balances for all governmental funds are reconciled to total net position for governmental activities as shown on the statement of net position. The net change in fund balances for all governmental funds is reconciled to the total change in net position as shown on the statement of activities in the government-wide statements. The Corporation's two enterprise funds (business-type activities), Eskenazi Health and Long-Term Care, are also considered to be major funds for reporting purposes.

The fund financial statements of the Corporation are organized on the basis of funds, each of which is considered a separate accounting entity with self-balancing accounts that comprise its assets, liabilities, fund balances/net position, revenues, and expenditures or expenses. Governmental resources are allocated to and accounted for in individual funds based upon the purposes for which they are to be spent and the means by which spending activities are controlled. The various funds are summarized by fund type in the basic financial statements. The following fund types are used by the Corporation:

Governmental Fund Types

Governmental funds are those through which most governmental functions are financed. The Corporation reports the following governmental funds:

The General Fund is the Corporation's primary operating fund. It accounts for all financial resources of the Corporation, including grants, except those required to be accounted for in another fund.

The Debt Service Fund is used to account for and report the accumulation of financial resources that are restricted, committed or assigned to expenditures for principal, interest and related costs on outstanding general obligation bond and other long-term debt of the Corporation's governmental activities. Debt service requirements are generally funded from other operating revenues and ad valorem taxes.

The Capital Projects Fund is used to account for and report financial resources that are restricted, committed or assigned to expenditures for capital outlays, including the acquisition or construction of capital facilities and other capital assets. Such resources are derived principally from general obligation bonds, capital lease obligations and ad valorem taxes.

Health and Hospital Corporation of Marion County, Indiana

(A Component Unit of the Consolidated City of Indianapolis - Marion County)

Notes to Basic Financial Statements

December 31, 2020

(Dollars in thousands)

Proprietary Fund Type

Proprietary funds are used to account for activities that are similar to those found in the private sector.

As mentioned previously, the Corporation has two enterprise funds: (1) the Eskenazi Health Enterprise Fund, which accounts for the activities of Eskenazi Health (including Indianapolis EMS) and (2) the Long-Term Care Enterprise Fund, which accounts for the activities of the 78 leased long-term care facilities that receive no funding from ad valorem taxes. An enterprise fund is used to account for operations that are financed and operated in a similar manner to a private business - where the intent of the governing body is that the costs (including depreciation) of operations are financed primarily through user charges. Certain administrative expenses of Eskenazi Health and Long-Term Care are accounted for by the General Fund. Because the debt that has been incurred on behalf of Eskenazi Health is to be repaid from General Fund revenues, long-term debt interest expense relating to Eskenazi Health is accounted for by the Debt Service Fund and is not allocated to the Eskenazi Health Enterprise Fund. Only debt intended to be repaid by operations of Eskenazi Health are included in the Eskenazi Health Enterprise Fund. At December 31, 2020, no such debt existed. At December 31, 2020, the Long-Term Care Enterprise Fund had capital leases, which are to be repaid from operating revenues, and are therefore shown as long-term debt in the Long-Term Care Enterprise Fund.

Measurement Focus and Basis of Accounting

Basis of accounting refers to when revenues and expenditures or expenses are recognized in the accounts and reported in the financial statements. Basis of accounting relates to the timing of the measurements made, regardless of the measurement focus applied.

The government-wide financial statements are reported using the economic resources measurement focus and the accrual basis of accounting, as are the proprietary fund financial statements. Revenues are recorded when earned and expenses are recorded when a liability is incurred, regardless of the timing of related cash flows. Property taxes are recognized as revenues in the year the levy and tax rates are certified. Grants and similar items are recognized as revenue as soon as all eligibility requirements have been met.

The governmental fund financial statements are reported using the current financial resources measurement focus and the modified accrual basis of accounting. Under the modified accrual basis of accounting, revenues are recognized as soon as they are both measurable and available. Revenues are considered to be available when they are collectible within the current period or soon enough thereafter to pay liabilities of the current period. For this purpose, the Corporation considers property taxes to be available if they are collected and distributed within 60 days of the end of the current fiscal period. For all other revenue items, the Corporation considers revenue to be available if collected within 90 days of the end of the current fiscal period. Significant revenues susceptible to accrual include property and other taxes, grants and interest. Expenditures generally are recorded when a liability is incurred, as under accrual accounting. However, debt service expenditures, as well as expenditures related to compensated absences and claims and judgments, are recorded only when payment is due.

Health and Hospital Corporation of Marion County, Indiana

(A Component Unit of the Consolidated City of Indianapolis - Marion County)

Notes to Basic Financial Statements

December 31, 2020

(Dollars in thousands)

Governmental Accounting Standards Board (GASB) Statement No. 33, *Accounting and Reporting for Nonexchange Transactions*, (GASB 33), groups nonexchange transactions into four classes, based upon their principal characteristics: derived tax revenues, imposed nonexchange revenues, government-mandated nonexchange transactions, and voluntary nonexchange transactions.

In the governmental fund statements, the Corporation recognizes assets from derived tax revenue transactions in the period when the underlying exchange transaction on which the tax is imposed occurs or when the assets are received, whichever occurs first. Revenues are recognized, net of estimated refunds and estimated uncollectible amounts, in the same period that the assets are recognized, provided that the underlying exchange transaction has occurred and the resources are available. Resources received in advance are reported as unearned revenues until the period of the exchange in both the government-wide and fund financial statements.

The Corporation recognizes assets from imposed nonexchange revenue transactions in the period when an enforceable legal claim to the assets arises or when the resources are received, whichever occurs first. Revenues are recognized in the period when the resources are required to be used or the first period that use is permitted. The Corporation recognizes revenues from property taxes, net of estimated refunds and uncollectible amounts, in the period in which the tax levy and rates are certified. Imposed nonexchange revenues also include permits.

Voluntary nonexchange transactions, such as grants and assistance received from other governmental units and Build America Bonds interest subsidies, are generally recognized as revenues in the period when all eligibility requirements, as defined by GASB 33, have been met. Any resources received before eligibility requirements are met are reported as unearned revenues.

Government-mandated nonexchange transactions are accounted for in the same manner as voluntary nonexchange transactions.

Charges for services in the governmental funds, which are exchange transactions and are therefore not subject to the provisions of GASB 33, are recognized as revenues when received in cash because they are generally not measurable until actually received.

Under the accrual basis of accounting for proprietary fund types, revenues are recognized in the period earned and expenses are recognized in the period incurred. Patient services accounts receivable and revenue are recorded at standard billing rates, net of contractual adjustments and allowance for uncollectible accounts, when patient services are performed. Eskenazi Health and Long-Term Care provide services under the Medicare and Medicaid programs for which they may be reimbursed at amounts different from the standard billing rates. Amounts reimbursed or estimated to be reimbursed by these programs are generally determined in accordance with a prospective price-per-case payment system or under the provisions of cost-reimbursement formulas. In addition, Eskenazi Health and Long-Term Care provide services in accordance with various contractual agreements entered into with state and local governmental agencies and other third-party health insurance companies.

Health and Hospital Corporation of Marion County, Indiana

(A Component Unit of the Consolidated City of Indianapolis - Marion County)

Notes to Basic Financial Statements

December 31, 2020

(Dollars in thousands)

The differences between standard billing rates and the amount reimbursed or estimated to be reimbursed by Medicare, Medicaid and other contractual payers are included in the financial statements as contractual adjustments. Additional allowances are made for patients that will be unable or unwilling to pay their bills. Patient accounts receivable for services provided under contractual arrangements are also adjusted to reflect these differences.

Proprietary funds distinguish operating revenues and expenses from nonoperating items. Operating revenues and expenses generally result from providing services and producing and delivering goods in connection with a proprietary fund's principal ongoing operations. All transactions deemed by management to be ongoing, major, or central to the provision of healthcare services for Eskenazi Health and Long-Term Care are considered to be operating activities and are reported as operating revenue and operating expenses. Investment income, interest expense, and peripheral or incidental transactions are reported as nonoperating revenue and expenses. Other changes in net position that are excluded from operating income (loss) principally consist of contributions of capital assets funded by governmental activities, grantors and donors.

When both restricted and unrestricted resources are available for use, it is the Corporation's policy to use restricted resources first, then unrestricted resources as they are needed.

Cash, Cash Equivalents and Investments

The Corporation's cash and cash equivalents (including those that are restricted) are considered to be cash on hand, demand deposits, and short-term investments with original maturities of three months or less from date of purchase.

Investments for the Corporation are reported at fair value.

Receivables and Payables

In the fund financial statements, all outstanding balances between funds are reported as due to/from other funds. Any residual balances outstanding between the governmental activities and business-type activities are reported in the government-wide financial statements as internal balances.

All receivables are shown, net of an allowance, if any, for uncollectible balances.

Inventories

Purchases of materials and supplies in the governmental fund types are charged to expenditures as incurred. Amounts of inventories in such governmental funds are immaterial. For the enterprise fund type, pharmaceutical, central supply and sterile supply inventories of the Eskenazi Health Enterprise Fund are determined by physical count of items on hand and are priced at weighted-average cost. Inventory in the Long-Term Care Fund is immaterial.

Health and Hospital Corporation of Marion County, Indiana

(A Component Unit of the Consolidated City of Indianapolis - Marion County)

Notes to Basic Financial Statements

December 31, 2020

(Dollars in thousands)

Prepaid Costs and Other Assets

Prepaid costs and other assets include prepaid insurance, prepaid service contracts and other miscellaneous assets.

Capital Assets

Capital assets, which include buildings, improvements, equipment, and vehicles are reported in the applicable governmental or business-type activities column in the government-wide financial statements and within the proprietary fund financial statements. Capital assets are defined by the Corporation as assets with an initial, individual cost of more than \$5 and an estimated useful life in excess of two years.

Purchased or constructed assets are reported at cost or estimated historical cost. Donated capital assets are recorded at acquisition value as of the date of acquisition. The costs of normal maintenance and repairs that do not add to the value of the asset or materially extend the estimated useful life of the asset are not capitalized.

Depreciation, including depreciation recognized on assets acquired through government grants and other aid, is computed on the straight-line method over the estimated useful lives of the various classes of assets. Assets held under capital leases and leasehold improvements are amortized on a straight-line basis over the shorter of the lease term or the estimated useful life of the asset.

Estimated useful lives used to compute depreciation are as follows:

	<u>Years</u>
Building and improvements	10 - 50
Equipment	5 - 20
Vehicles	4

Other Long-Term Assets

Other long-term assets consist of deposits made related to the leasing of nursing homes required under vendor contracts as well as funds required under escrow agreements for certain leased facilities.

Unearned Revenue

Unearned revenue is reported in the government-wide financial and enterprise fund statements. The availability period does not apply; however, amounts may not be considered earned due to eligibility requirements or other reasons.

Health and Hospital Corporation of Marion County, Indiana

(A Component Unit of the Consolidated City of Indianapolis - Marion County)

Notes to Basic Financial Statements

December 31, 2020

(Dollars in thousands)

Accrued Compensated Absences

Corporation employees are paid for vacation and other absences by prescribed formulas based primarily on length of service and staff classification. In accordance with the vesting method provided under GASB Statement No. 16, *Accounting for Compensated Absences*, accumulated vacation and other absences are accrued based on assumptions concerning the probability that certain employees will become eligible to receive these benefits in the future. A liability for the cost of accumulated earned but unused vacation and other absences is recognized in the government-wide statements and in the statement of net position of the proprietary funds. A liability for these amounts is reported in the governmental funds only if they have matured, for example, as a result of employee resignations and retirements.

Long-Term Obligations

Long-term debt and other long-term obligations are reported as liabilities in the applicable governmental activities or business-type activities statement of net position. Bond premiums and discounts are recorded as an addition to or reduction from, respectively, the associated debt obligation and are amortized over the term of the respective bonds using the effective interest method.

In the fund financial statements, governmental fund types recognize bond premiums and discounts during the current period. The face amount of debt is reported as other financing sources. Premiums received on debt issuances are reported as other financing sources while discounts on debt issuances are reported as other financing uses. Payments to an escrow agent to defease debt are reported as other financing uses, while issuance costs, whether or not withheld from the actual debt proceeds received, and repayments of principal and interest are reported as debt service expenditures.

Lease Acquisition Costs

The Corporation allocates the purchase price of properties acquired under capital leases to net tangible and identified intangible assets based on their respective fair values. The allocation to tangible assets (primarily equipment) is based upon management's determination of the value of the property. The remaining purchase price is allocated to lease acquisition costs. These costs are amortized over the life of the related lease.

Cost-Sharing Defined-Benefit Pension Plan

The Corporation participates in a cost-sharing, multiple-employer defined-benefit pension plan (Plan). For purposes of measuring the net pension liability, deferred outflows of resources and deferred inflows of resources related to pensions, and pension expense, information about the fiduciary net position of the Plan and additions to/deductions from the Plan's fiduciary net position have been determined on the same basis as they are reported by the Plan. For this purpose, benefit payments (including refunds of employee contributions) are recognized when due and payable in accordance with the benefit terms. Investments are reported at fair value.

Health and Hospital Corporation of Marion County, Indiana
(A Component Unit of the Consolidated City of Indianapolis - Marion County)
Notes to Basic Financial Statements
December 31, 2020
(Dollars in thousands)

Deferred Outflows and Inflows of Resources

A deferred outflow of resources is a consumption of net position by the Corporation that is applicable to a future reporting period. A deferred inflow of resources is an acquisition of net position that is applicable to a future reporting period. Both deferred outflows and inflows are reported in the Statement of Net Position, but are not recognized in the financial statements as revenues, expenses, and reduction of liabilities or increase in assets until the period(s) to which they relate.

Interfund Transactions

In the fund financial statements, the Corporation has the following types of transactions among funds:

Transfers

Legally authorized transfers are reported when incurred as transfers in by the recipient fund and as transfers out by the disbursing fund.

Contribution of Capital Assets

The General and Capital Project Funds make contributions of capital assets to the Eskenazi Health Enterprise Fund from time to time. The enterprise fund reports these transactions as capital contributions; however, the General or Capital Project Funds do not report the event because there has been no flow of current financial resources for the governmental fund statements other than the expenditures incurred during the year of capital outlay. In the government-wide statement of activities, both sides of the capital asset transfer are reported as transfers.

Interfund Services Provided/Used

Charges or collections for services rendered by one fund for another are recognized as revenues (interfund services provided) of the recipient fund and expenditures or expenses (interfund services used) of the disbursing fund. These transactions are recorded as interfund services because they would be treated as revenues and expenditures or expenses if they involved organizations external to the Corporation.

Within the statement of activities, direct expenses are not eliminated from the various functional categories. However, indirect expenses are eliminated.

Certain internal payments are treated as a reduction of expense, such as reimbursements. Elimination of interfund activity has been made for governmental activities in the government-wide financial statements.

Health and Hospital Corporation of Marion County, Indiana

(A Component Unit of the Consolidated City of Indianapolis - Marion County)

Notes to Basic Financial Statements

December 31, 2020

(Dollars in thousands)

Net Position/Fund Balances

The government-wide and proprietary fund financial statements utilize a net position presentation. The components of net position are categorized as follows:

- *Net investment in capital assets* - This category groups all capital assets into one component of net position. Accumulated depreciation and outstanding balances of debt that are attributable to the acquisition, construction or improvement of these assets reduce the balance in this category. Governmental activities debt related to business-type activities is not recorded in this category; rather, this debt is included in unrestricted net position.
- *Restricted* - This category represents resources that have external restrictions imposed by creditors, grantors, contributors or laws or regulations of other governments, and restrictions imposed by law through constitutional provisions or enabling legislation.
- *Unrestricted* - This category represents resources of the Corporation not restricted for any project or other purpose.

In the governmental fund financial statements, fund balance classifications reflect a hierarchy based primarily on the extent to which the government is bound to honor constraints on the specific purposes for which amounts in those funds can be spent. The Corporation's fund balances include the following:

- **Nonspendable fund balances** include amounts that cannot be spent because they are either (a) not in spendable form (such as inventories and prepaid amounts) or (b) legally or contractually required to be maintained intact.
- **Restricted fund balances** are reported when constraints placed on the use of resources are either externally imposed by creditors, grantors, contributors, or laws or regulations of other governments or (b) imposed by law through constitutional provisions or enabling legislation.
- **Committed fund balances** represent resources that can only be used for specific purposes pursuant to constraints imposed by formal action of the Corporation's Board of Trustees, whereby such constraints can only be modified through formal action (by ordinance) of the Board of Trustees.
- **Assigned fund balances** include resources for which it is the intent of the Corporation, through action of the President or Treasurer/CFO, that they be used for specific purposes. The Board of Trustees has by ordinance authorized such individuals to assign fund balances. Such constraints can be modified or rescinded without formal action of the Board of Trustees as long as they do not result in an additional budgetary appropriation. The general fund assigned fund balances are entirely made up of encumbrances.

Health and Hospital Corporation of Marion County, Indiana

(A Component Unit of the Consolidated City of Indianapolis - Marion County)

Notes to Basic Financial Statements

December 31, 2020

(Dollars in thousands)

- **Unassigned fund balances** represent the residual portion of the General Fund that has not been assigned to other funds and that has not been restricted, committed or assigned to specific purposes within the General Fund. The General Fund is the only fund that reports a positive unassigned fund balance, if other governmental funds incurred expenditures for specific purposes that exceed the amounts that are restricted, committed or assigned for those purposes, those funds may have a negative unassigned fund balance.

The Corporation’s policy is to apply expenditures to restricted resources first, then committed, then assigned, and finally to unassigned, as applicable.

Total encumbrances found in the restricted and assigned fund balances are as follows for the Corporation as of December 31, 2020:

	General Fund
Personal services	\$ 192
Supplies	1,102
Other charges and services	18,379
Capital projects	4,909
Total encumbrances	\$ 24,582

Indigent Care Services

Under Indiana Code (§16-22-8-39), the services provided by Eskenazi Health are for the benefit of the residents of Marion County, Indiana and for every person falling sick or being injured or maimed within its limits. Certain services to patients are classified as indigent care based on established policies of Eskenazi Health. Because Eskenazi Health does not expect amounts determined to qualify as indigent care to result in cash collections, they are not reported as net patient service revenue.

Eskenazi Health maintains records to identify and monitor the level of indigent care it provides. These records include the amount of charges forgone for services and supplies furnished under its indigent care policy. The costs of charity care provided under the Corporation’s indigent care policy was approximately \$79,904 during 2020. The cost of indigent care is estimated by applying a ratio of cost to gross charges to the gross uncompensated charges.

Health and Hospital Corporation of Marion County, Indiana
(A Component Unit of the Consolidated City of Indianapolis - Marion County)
Notes to Basic Financial Statements
December 31, 2020
(Dollars in thousands)

Net Patient Service Revenue

Net patient service revenue is reported at estimated net realizable amounts from patients, third-party payers, and others for services rendered and includes estimated retroactive revenue adjustments due to future audits, reviews and investigations. Retroactive adjustments are considered in the recognition of revenue on an estimated basis in the period the related services are rendered, and such amounts are adjusted in future periods as adjustments become known or as amounts are no longer subject to such audits and reviews.

Use of Estimates

The preparation of the financial statements in conformity with accounting principles generally accepted in the United States of America require management to make estimates and assumptions that affect the reported amounts of assets, deferred outflows of resources, liabilities and deferred inflows of resources and the disclosure of contingent assets and liabilities at the date of the financial statements and the reported amounts of revenues and expenses during the reporting period. Actual results could differ from those estimates.

Future Adoption of New Accounting Standards

GASB has issued GASB Statement No. 87, *Leases*; GASB Statement No. 91, *Conduit Debt Obligations*; GASB Statement No. 92, *Omnibus 2020*; GASB Statement No. 93, *Replacement of Interbank Offered Rates*; GASB Statement No. 94, *Public-Private and Public-Public Partnerships and Availability Payment Arrangements*; and GASB Statement No. 96, *Subscription-Based Information Technology Arrangements*. The Corporation intends to adopt these GASB Statements, as applicable, on their respective effective dates.

Health and Hospital Corporation of Marion County, Indiana

(A Component Unit of the Consolidated City of Indianapolis - Marion County)

Notes to Basic Financial Statements

December 31, 2020

(Dollars in thousands)

Note 2: Deposits and Investments

As of December 31, 2020, the Corporation, including its blended component units, had the following cash deposits and investments:

Cash deposits	\$ 716,611
Negotiable certificates of deposit	1,715
Repurchase agreements	46,232
State external investment pool	159,647
U.S. Government obligations	16,244
U.S. Government-sponsored enterprises	5
Municipal bonds	8,643
Equity mutual funds	10,014
Equity securities	4,728
Corporate bonds	363
Money market mutual funds	<u>211,815</u>
Total deposits and investments	<u><u>\$ 1,176,017</u></u>

Deposits and investment securities included in the statement of net position are classified as follows:

	2020
Carrying value	
Deposits	\$ 716,611
Investments	<u>459,406</u>
	<u><u>\$ 1,176,017</u></u>
Cash and cash equivalents	
Unrestricted	\$ 1,121,175
Restricted	<u>12,721</u>
	1,133,896
Investments	
Unrestricted	32,107
Restricted	<u>10,014</u>
	<u><u>\$ 1,176,017</u></u>

Deposits

Custodial credit risk is the risk that in the event of a bank failure, the Corporation's deposits may not be returned to it. The Corporation's deposit policy for custodial credit risk requires compliance with the provisions of Indiana statutes.

Health and Hospital Corporation of Marion County, Indiana

(A Component Unit of the Consolidated City of Indianapolis - Marion County)

Notes to Basic Financial Statements

December 31, 2020

(Dollars in thousands)

The Corporation's cash deposits are insured up to \$250 at financial institutions insured by the Federal Deposit Insurance Corporation (FDIC). Any cash deposits in excess of the \$250 FDIC limits are partially or fully collateralized by the depository institution and insured by the Indiana Public Deposits Insurance Fund (Fund) via the pledged collateral from the institutions securing deposits of public funds. The Fund is a multiple financial institution collateral pool as provided under Indiana Code, Section 5-13-12-1.

Types of Investments Authorized

Indiana statutes generally authorize the Corporation to invest in United States obligations and issues of federal agencies, secured repurchase agreements fully collateralized by U.S. Government or U.S. Government agency securities, municipal securities of Indiana issuers that have not defaulted during the previous 20 years, certificates of deposit and open-end money market mutual funds. Indiana statutes do not apply to the blended component units of the Corporation, which may invest in securities other than the aforementioned types of investments.

Interest Rate Risk

Interest rate risk is the risk that the fair value of investments will be adversely affected by a change in interest rates. The Corporation's investment policy for interest rate risk requires amounts to be invested in a prudent manner to achieve maximum yield return available from approved government obligations with due regard to the specific purpose for which the funds are intended and needed. In regard to mitigating interest rate risk, the Corporation is permitted to invest in securities with a stated maturity of more than two years but not more than five years, provided such investments in this group comprise no more than 25% of the total portfolio available for investment. In accordance with Indiana statutes, this policy will expire four years from its effective date of April 16, 2019.

Below is a table of segmented time distribution for the Corporation's debt investments at December 31, 2020:

	Fair Value	Investment Activities (in years)			
		Less Than 1	1 - 5	6 - 10	More Than 10
Repurchase agreements	\$ 46,232	\$ 46,232	\$ -	\$ -	\$ -
State external investment pool	159,647	159,647	-	-	-
U.S. Government obligations	16,244	16,244	-	-	-
U.S. Government-sponsored enterprises	5	5	-	-	-
Municipal bonds	8,643	2,574	6,069	-	-
Corporate bonds	363	363	-	-	-
Money market mutual funds	211,815	211,815	-	-	-
	<u>\$ 442,949</u>	<u>\$ 436,880</u>	<u>\$ 6,069</u>	<u>\$ -</u>	<u>\$ -</u>

Health and Hospital Corporation of Marion County, Indiana

(A Component Unit of the Consolidated City of Indianapolis - Marion County)

Notes to Basic Financial Statements

December 31, 2020

(Dollars in thousands)

Credit Risk

Credit risk is the risk that an issuer or other counterparty to an investment will not fulfill its obligations. The Corporation's investment policy for credit risk requires compliance with the provisions of Indiana statutes which, among other things, stipulates that the Corporation only invest in money market mutual funds that are rated AAAM by Standard and Poor's or Aaa by Moody's Investor's Service.

At December 31, 2020, the Corporation's investments were rated by Standard & Poor's or Moody's as follows:

	Fair Value	AAA/Aaa	AA+	AA	Not Rated
Repurchase agreements	\$ 46,232	\$ 46,232	\$ -	\$ -	\$ -
State external investment pool	159,647	-	-	-	159,647
U.S. Government obligations	16,244	16,244	-	-	-
U.S. Government-sponsored enterprises	5	5	-	-	-
Municipal bonds	8,643	601	7,166	876	-
Corporate bonds	363	-	-	-	363
Money market mutual funds	211,815	211,815	-	-	-
	\$ 442,949	\$ 274,897	\$ 7,166	\$ 876	\$ 160,010

Custodial Credit Risk

For an investment, custodial credit risk is the risk that, in the event of the failure of a counterparty, the Corporation will not be able to recover the value of its investments or collateral that are in the possession of an outside party. At December 31, 2020, all of the Corporation's investments in U.S. Government-sponsored enterprises, repurchase agreements, municipal bonds and corporate bonds were exposed to custodial credit risk. These investments were uninsured and the collateral was held by the pledging financial institution's trust department or agent but not in the Corporation's name. The Corporation's investments in money market mutual funds and the state external investment pool were not subject to custodial credit risk at December 31, 2020, as their existence is not evidenced by securities that exist in physical book entry form. The Corporation's investment policy does not address how investment securities and securities underlying repurchase agreements are to be held.

Concentration of Credit Risk

The Corporation places no limit on the amount that may be invested in any one issuer. Except for cash equivalents and United States Treasury and agency securities, the Corporation's total portfolio should consist of no more than 40% of any single type of security.

Health and Hospital Corporation of Marion County, Indiana
(A Component Unit of the Consolidated City of Indianapolis - Marion County)
Notes to Basic Financial Statements
December 31, 2020
(Dollars in thousands)

Foreign Currency Risk

This risk relates to adverse effects on the fair value of an investment from changes in exchange rates. The Corporation's investment policy prohibits investment in foreign securities.

Investment Income

Investment income for the year ended December 31, 2020 consisted of:

	Governmental Fund-Types	Proprietary Fund-Types
Interest income	\$ 2,501	\$ 1,857
Unrealized gain/(loss) on investments, net	(136)	2,283
Total investment income	\$ 2,365	\$ 4,140

Note 3: Disclosures About Fair Value of Assets

Fair value is the price that would be received to sell an asset or paid to transfer a liability in an orderly transaction between market participants at the measurement date. Fair value measurements must maximize the use of observable inputs and minimize the use of unobservable inputs. There is a hierarchy of three levels of inputs that may be used to measure fair value:

- Level 1** Quoted prices in active markets for identical assets or liabilities
- Level 2** Observable inputs other than Level 1 prices, such as quoted prices for similar assets or liabilities; quoted prices in markets that are not active; or other inputs that are observable or can be corroborated by observable market data for substantially the full term of the assets or liabilities
- Level 3** Unobservable inputs supported by little or no market activity and are significant to the fair value of the assets or liabilities

Health and Hospital Corporation of Marion County, Indiana

(A Component Unit of the Consolidated City of Indianapolis - Marion County)

Notes to Basic Financial Statements

December 31, 2020

(Dollars in thousands)

Recurring Measurements

The following table presents the fair value measurements of assets and liabilities recognized in the accompanying statement of net position measured at fair value on a recurring basis and the level within the fair value hierarchy in which the fair value measurements fall at December 31, 2020:

	Fair Value Measurements Using				
	Fair Value	Quoted Prices in Active Markets for Identical Assets (Level 1)	Significant Other Observable Inputs (Level 2)	Significant Unobservable Inputs (Level 3)	Investments Measured at NAV(A)
Negotiable certificates of deposit	\$ 1,715	\$ -	\$ 1,715	\$ -	\$ -
Repurchase agreements	46,232	-	46,232	-	-
State external investment pools	159,647	-	-	-	159,647
U.S. Government obligations	16,244	16,244	-	-	-
U.S. Government-sponsored enterprise securities	5	-	5	-	-
Municipal bonds	8,643	-	8,643	-	-
Equity mutual funds	10,014	10,014	-	-	-
Equity securities	4,728	4,728	-	-	-
Corporate bonds	363	-	363	-	-
Money market mutual funds	211,815	-	-	-	211,815

(A) Certain investments that are measured at fair value using the net asset value per share (or its equivalent) practical expedient have not been classified in the fair value hierarchy. The fair value amounts included above are intended to permit reconciliation of the fair value hierarchy to the amounts presented in the statement of financial position.

Following is a description of the valuation methodologies and inputs used for assets and liabilities measured at fair value on a recurring basis and recognized in the accompanying statement of net position, as well as the general classification of such assets and liabilities pursuant to the valuation hierarchy. There have been no significant changes in the valuation techniques during the year ended December 31, 2020.

Investments

Where quoted market prices are available in an active market, securities are classified within Level 1 of the valuation hierarchy. If quoted market prices are not available, then fair values are estimated by using quoted prices of securities with similar characteristics or independent asset pricing services and pricing models, the inputs of which are market-based or independently sourced market parameters, including, but not limited to, yield curves, interest rates, volatilities, prepayments, defaults, cumulative loss projections and cash flows. Such securities are classified in Level 2 of the valuation hierarchy. In certain cases where Level 1 or Level 2 inputs are not available, securities are classified within Level 3 of the hierarchy.

Health and Hospital Corporation of Marion County, Indiana
(A Component Unit of the Consolidated City of Indianapolis - Marion County)
Notes to Basic Financial Statements
December 31, 2020
(Dollars in thousands)

Investments at NAV

The State External Investment Pool (TrustINDiana) seeks to allow local units of government, as well as the State of Indiana, to invest in a common pool of investment assets that preserves the principal of the public's funds, remains highly-liquid, and maximizes the return on the investment. The Indiana Treasurer of State has been designated by statute as the administrator of the pool and the Deputy Treasurer of State maintains general oversight over the daily operation of the pool. The unit of account is each share held and the value of the Corporation's position is equal to the fair value of the pool's share price multiplied by the number of shares held. There are no unfunded commitments or restrictions on redemptions.

Money market mutual funds invest in short-term debt securities and seeks to provide greater returns than cash deposits. There are no unfunded commitments or restrictions on redemptions.

Note 4: Property Taxes

Property taxes levied for all governmental entities located within Marion County are collected by the Marion County Treasurer. On or before August 1 each year, the Marion County Auditor must submit to each underlying taxing unit a statement of (i) the estimated assessed value of the taxing unit as of March 1 of that year, and (ii) an estimate of the taxes to be distributed to the taxing unit during the last six months of the current budget year. The estimated value is based on property tax lists delivered to the Marion County Auditor by the Marion County Assessor on or before July 1.

The estimated value is used when the Corporation's Board meets to establish its budget for the next fiscal year (January 1 through December 31), and to set tax rates and levies. The budget, tax rates and levy must be adopted no later than November 1. The budget, tax levy and tax rate are subject to review and revision by the Indiana Department of Local Government Finance (DLGF) which, under certain circumstances, may revise, reduce or increase the budget, tax rate, or levy of the Corporation. The DLGF may increase the tax rate and levy if the tax rate and levy proposed by the Corporation is not sufficient to make its debt service or lease rental payments. The DLGF must complete its actions on or before February 15 of the year following the property tax assessment.

Taxes are distributed by the Marion County Auditor to the Corporation by June 30 and December 31 of each year. The Corporation can request advances of its share of collected taxes from the Marion County Treasurer once the levy and tax rates are certified by the DLGF.

As noted above, the assessment (or lien) date for Indiana property taxes is March 1 of each year. At December 31, 2020, the Corporation recognized a receivable of \$80,241 for the subsequent year estimated collections as management believes they are legally entitled to these assessed property tax funds as of year-end. These funds are also included as deferred inflows of resources at year-end as their use is restricted to a future period.

Health and Hospital Corporation of Marion County, Indiana

(A Component Unit of the Consolidated City of Indianapolis - Marion County)

Notes to Basic Financial Statements

December 31, 2020

(Dollars in thousands)

Typically, property tax bills are mailed in April and October of each year and are due and payable by the property owners in May (spring) and November (fall), respectively. Property tax billings are considered delinquent if they are not paid by the respective due date, at which time the applicable property is subject to lien, and penalties and interest are assessed. Appeals may be filed within 45 days following the date the bills are mailed.

Changes in assessed values of real property occur periodically as a result of general reassessments required by the State legislature, as well as when changes occur in the property value due to new construction, demolition or improvements.

The Corporation allocates property tax revenues, as considered necessary, to fund public health programs and provide care for the indigent.

Note 5: Tax Abatements

The City of Indianapolis (City) promotes a series of real and personal property tax abatement programs available under Indiana law, including:

Real Property Tax Abatement (I.C. 6-1.1-12.1)

Real property tax abatements are achieved through the phase-in of real property tax obligations from the improvements being made. The phase-in can span a period of one to ten years and is based on a declining percentage of the increase in assessed value of such improvements.

Tax abatement is granted based on qualifying new investment, retained and committed jobs, wages and the economic impact of the project. The City's Metropolitan Development Commission (MDC) is responsible for approving the abatement and determining the time period for the abatement. In some cases, City-County Council approval is also required for the abatement. Required approval(s) must occur before construction permits are obtained.

Personal Property Tax Abatement (I.C. 6-1.1-12.1)

Similarly, personal property tax abatements for manufacturing, research and development, information technology and logistics/distribution equipment are accomplished through the phase-in of personal property tax obligations over a one to ten year period, based on a declining percentage of the assessed value of the newly installed equipment.

Tax abatement is granted based on qualifying new investment, retained and committed jobs, wages and the economic impact of the project. MDC and, in certain circumstances, the City County Council approval is required and must occur prior to the equipment being operational and the MDC determines the time period for the abatement.

Health and Hospital Corporation of Marion County, Indiana

(A Component Unit of the Consolidated City of Indianapolis - Marion County)

Notes to Basic Financial Statements

December 31, 2020

(Dollars in thousands)

Tax Exemption for Enterprise Information Technology Equipment (I.C. 6-1.1-10.44)

The City may grant up to a ten-year, 100% personal property tax exemption to a business engaged in computing, networking or data storage for new investments in qualified enterprise information technology equipment.

The tax exemption requires a minimum investment of \$10 million in qualifying investment by an eligible business located in a High Technology District Area, as designated by the City-County Council. The average wage of employees must be least one hundred twenty-five percent (125%) of the county average wage. Examples of non-eligible activities are call centers, back office operations, customer service operations, and credit/claims processing operations. City-County Council approval is required to grant the exemption.

Vacant Building Abatement (I.C. 6-1.1-12.1)

Up to a two-year real property tax abatement is available to a company, according to local qualifications, based on occupying a building that has been vacant for more than a year.

The building must be used for commercial or industrial purposes and be located in a designated Economic Revitalization Area, as designated by the MDC. Prior approval of the MDC must occur before occupying the facility and the MDC determines the time period for the abatement.

All of these programs are designed to spur job creation and retention, grow the income and property tax base, support the redevelopment of areas experiencing a cessation of growth, attract and retain businesses in targeted industries, and assist distressed businesses, among other objectives. Minimum eligibility criteria for such abatements vary by program, as noted above, but generally require that an investment in real or personal property be projected to increase assessed value, create or retain jobs and/or promote economic revitalization.

In return for such abatements, the City generally commits to permit, zoning and job training assistance. An abatement can be terminated if the MDC determines that the commitments made by the company receiving the abatement were not met and, per statute, such non-compliance was not due to factors beyond the company's control. Included in each abatement agreement are provisions specifying certain damages, among which may include a clawback of some or all of the taxes previously abated. If a company ceases operations or announces the cessation of operations at the facility for which the abatement was granted, termination of the abatement agreement is warranted and 100% clawback is required. Other clawbacks are calculated based on the highest level of non-compliance among the measured categories for that project.

Health and Hospital Corporation of Marion County, Indiana

(A Component Unit of the Consolidated City of Indianapolis - Marion County)

Notes to Basic Financial Statements

December 31, 2020

(Dollars in thousands)

Impact of Abatements on Revenues

Indiana property tax laws complicate the calculation of the exact impact of property tax abatements on the tax revenues of a given unit of local government. Constraints on the growth of the annual tax levy and constitutional limitations on taxes (also known as property tax caps) are the chief complicating factors. The increase in the annual tax levy is limited to the growth in the 6-year moving average of nonfarm personal income growth, which is known as the Assessed Value Growth Quotient (AVGQ). Statutory property tax caps for homesteads, agricultural and other residential, and commercial are equal to 1%, 2% and 3%, respectively, of associated assessed valuations.

The tax rate, which is established for each taxing unit by the Department of Local Government Finance, is based on the tax levy requested by the taxing unit (as limited by the AVGQ) divided by the net assessed value of the property in a physical taxing district. The theory behind the AVGQ is that the costs of government should not be increasing at a greater rate than taxpayer incomes.

Tax abatements are granted on the assessed value of the property abated. The taxpayer's taxes are then calculated based on this reduced assessment, thus resulting in a lower tax liability. But because a given district's tax rate is calculated based on the total net assessed value in the district (net of abatements and other adjustments), the certified levy of each unit in the district is the same as if the abatements had not been granted.

Additionally, to the extent that parcels have reached the constitutional limit of tax liability as a percentage of gross assessed value, the property tax rate caps (circuit breaker credits) reduce the property tax collections of the affected taxing units. The degree to which property tax abatements exacerbate circuit breaker losses differs by parcel and is dependent on the proportion of abated assessed value to total gross assessed value, as well as prevailing property tax rates.

The estimated gross amount, on an accrual basis, by which the Corporation's property tax revenues were reduced as a result of the aforementioned City abatement programs totaled approximately \$1,390. However, the actual extent of lost revenues is something less than this amount and cannot be easily determined due to the application of circuit breaker credits.

Health and Hospital Corporation of Marion County, Indiana
(A Component Unit of the Consolidated City of Indianapolis - Marion County)
Notes to Basic Financial Statements
December 31, 2020
(Dollars in thousands)

Note 6: Patient Services Receivables

Net patient services receivables consist of the following as of December 31, 2020:

	Eskenazi Health	LT Care	Total
Gross patient services receivables	\$ 247,822	\$ 57,232	\$ 305,054
Allowance for estimated contractual adjustment	(85,252)	-	(85,252)
Allowance for uncollectible accounts	(95,862)	(5,879)	(101,741)
Net patient services receivables	<u>\$ 66,708</u>	<u>\$ 51,353</u>	<u>\$ 118,061</u>

Note 7: Interfund Balances and Transfers

Individual due to/from other funds as of December 31, 2020 are as follows:

Interfund Receivables	Interfund Payables	Amount
General Fund	Debt Service Fund	\$ 10,255
General Fund	Eskenazi Health Fund	38,839
General Fund	LT Care Fund	207,990
LT Care Fund	Eskenazi Health Fund	13,480

These interfund balances are due to the time lag between the dates that reimbursable expenditures occur and payments between funds are made, as well as pass-through grant activity. The interfund balances are expected to be repaid during the fiscal year ending December 31, 2020.

Interfund transfers for the year ended December 31, 2020 on the fund statements consisted of the following:

	Transfer In:				Total
	General Fund	Debt Service Fund	Cap Projects Fund	Enterprise Fund - Eskenazi Health	
Transfer out:					
General Fund	\$ -	\$ 53,366	\$ 15,000	\$ 92,284	\$ 160,650
Debt Service Fund	10,255	-	-	-	10,255
LT Care Fund	207,990	-	-	-	207,990
Governmental Activities	-	-	-	14,840	14,840
Total	<u>\$ 218,245</u>	<u>\$ 53,366</u>	<u>\$ 15,000</u>	<u>\$ 107,124</u>	<u>\$ 393,735</u>

Interfund transfers were generally used for the following: 1) to move revenues from the funds that are required by ordinance or budget to collect them to the funds that will ultimately expend them or 2) to cover deficits of other funds.

Health and Hospital Corporation of Marion County, Indiana
(A Component Unit of the Consolidated City of Indianapolis - Marion County)

Notes to Basic Financial Statements

December 31, 2020

(Dollars in thousands)

Note 8: Deferred Outflows and Inflows of Resources and Unearned Revenue

Deferred Outflows of Resources

As of December 31, 2020, deferred outflows of resources consisted of the following components:

	Governmental Activities	Business-Type Activities	Total
Deferred loss on refundings	\$ 201	\$ -	\$ 201
Pension related deferred outflows:			
Contributions subsequent to measurement date	2,955	7,221	10,176
Changes in proportion and differences between the Corporation's contributions and proportionate share contributions	770	124	894
Actuarial differences	477	1,216	1,693
Net difference between projected and actual earnings on pension plan investments	2,302	5,877	8,179
Total deferred outflows of resources	<u>\$ 6,705</u>	<u>\$ 14,438</u>	<u>\$ 21,143</u>

Deferred Inflows of Resources

As of December 31, 2020, deferred inflows of resources consisted of the following components:

	Governmental Activities	Business-Type Activities	Total
Property tax receivable unavailable	\$ 80,241	\$ -	\$ 80,241
Pension related deferred inflows:			
Changes in proportion	35	20,252	20,287
Actuarial differences	361	922	1,283
Net difference between projected and actual earnings on pension plan investments	-	-	-
Changes of assumptions	5,606	14,304	19,910
Total deferred inflows of resources	<u>\$ 86,243</u>	<u>\$ 35,478</u>	<u>\$ 121,721</u>

Health and Hospital Corporation of Marion County, Indiana
(A Component Unit of the Consolidated City of Indianapolis - Marion County)
Notes to Basic Financial Statements
December 31, 2020
(Dollars in thousands)

Deferred Inflows of Resources and Unearned Revenue

Governmental funds report deferred inflows of resources in connection with receivables for revenues that are unavailable to liquidate liabilities of the current period or for which time requirements have not been met. Governmental funds also record unearned revenue in connection with resources that have been received but not yet earned. At December 31, 2020, the various components of deferred inflows of resources and unearned revenue reported in the governmental funds were as follows:

	Deferred Inflows	Unearned
Grant advances prior to meeting all eligibility requirements	\$ -	\$ 1,426
Rental revenue received in advance	-	169
Unavailable property tax revenue	80,241	-
Grant reimbursements not received within 90 days	1,882	-
Other revenues not received within 90 days	7,620	-
Total Governmental Funds	\$ 89,743	\$ 1,595

In addition, the Eskenazi Health Enterprise Fund had \$62,859 of unearned revenue recorded at December 31, 2020 which related to both fee for service grants and advances received on federal grants that had not met eligibility requirements.

Health and Hospital Corporation of Marion County, Indiana

(A Component Unit of the Consolidated City of Indianapolis - Marion County)

Notes to Basic Financial Statements

December 31, 2020

(Dollars in thousands)

Note 9: Capital Assets

Following is a summary of the changes in capital assets - governmental activities for the year ended December 31, 2020:

	January 1, 2020	Transfers/ Additions	Transfers/ Disposals	December 31, 2020
Governmental Activities:				
Capital assets not being depreciated:				
Land	\$ 2,133	\$ -	\$ -	\$ 2,133
Construction in progress	18,912	4,692	(20,349)	3,255
Total capital assets not being depreciated	<u>21,045</u>	<u>4,692</u>	<u>(20,349)</u>	<u>5,388</u>
Capital assets being depreciated:				
Buildings and improvements	34,179	45	-	34,224
Equipment	29,876	6,135	(455)	35,556
Vehicles	6,963	246	-	7,209
Total capital assets being depreciated	<u>71,018</u>	<u>6,426</u>	<u>(455)</u>	<u>76,989</u>
Less accumulated depreciation for:				
Buildings and improvements	21,086	1,378	-	22,464
Equipment	23,336	2,682	(455)	25,563
Vehicles	5,604	481	-	6,085
Total accumulated depreciation	<u>50,026</u>	<u>4,541</u>	<u>(455)</u>	<u>54,112</u>
Total capital assets being depreciated, net	<u>20,992</u>	<u>1,885</u>	<u>-</u>	<u>22,877</u>
Governmental activities capital assets, net	<u>\$ 42,037</u>	<u>\$ 6,577</u>	<u>\$ (20,349)</u>	<u>\$ 28,265</u>

The following is a summary of changes in capital assets - business-type activities for the year ended December 31, 2020:

	January 1, 2020	Transfers/ Additions	Transfers/ Disposals	December 31, 2020
Business-Type Activities:				
Capital assets not being depreciated:				
Land	\$ 9,698	\$ -	\$ (266)	\$ 9,432
Construction in progress	27,992	25,833	(26,971)	26,854
Total capital assets not being depreciated	<u>37,690</u>	<u>25,833</u>	<u>(27,237)</u>	<u>36,286</u>
Capital assets being depreciated:				
Land improvements	90,208	7,330	(38)	97,500
Buildings and improvements	1,519,688	12,925	(2,350)	1,530,263
Equipment	297,326	50,742	(4,820)	343,248
Vehicles	6,309	708	(1,034)	5,983
Total capital assets being depreciated	<u>1,913,531</u>	<u>71,705</u>	<u>(8,242)</u>	<u>1,976,994</u>
Less accumulated depreciation for:				
Land improvements	38,890	6,798	(32)	45,656
Buildings and improvements	802,167	98,177	(1,855)	898,489
Equipment	182,968	37,236	(4,815)	215,389
Vehicles	3,937	992	(939)	3,990
Total accumulated depreciation	<u>1,027,962</u>	<u>143,203</u>	<u>(7,641)</u>	<u>1,163,524</u>
Total capital assets being depreciated, net	<u>885,569</u>	<u>(71,498)</u>	<u>(601)</u>	<u>813,470</u>
Business-type activities capital assets, net	<u>\$ 923,259</u>	<u>\$ (45,665)</u>	<u>\$ (27,838)</u>	<u>\$ 849,756</u>

Health and Hospital Corporation of Marion County, Indiana

(A Component Unit of the Consolidated City of Indianapolis - Marion County)

Notes to Basic Financial Statements December 31, 2020

(Dollars in thousands)

The following is a summary of changes in capital assets - Eskenazi Health Enterprise Fund for the year ended December 31, 2020:

	January 1, 2020	Transfers/ Additions	Transfers/ Disposals	December 31, 2020
Business-Type Activities:				
Capital assets not being depreciated:				
Land	\$ 9,698	\$ -	\$ (266)	\$ 9,432
Construction in progress	26,788	20,039	(21,848)	24,979
Total capital assets not being depreciated	<u>36,486</u>	<u>20,039</u>	<u>(22,114)</u>	<u>34,411</u>
Capital assets being depreciated:				
Land improvements	77,760	6,536	(38)	84,258
Buildings and improvements	669,446	7,305	(2,350)	674,401
Equipment	209,756	44,388	(4,328)	249,816
Vehicles	6,257	708	(1,034)	5,931
Total capital assets being depreciated	<u>963,219</u>	<u>58,937</u>	<u>(7,750)</u>	<u>1,014,406</u>
Less accumulated depreciation for:				
Land improvements	32,610	5,709	(32)	38,287
Buildings and improvements	204,646	31,092	(1,855)	233,883
Equipment	119,036	27,643	(4,323)	142,356
Vehicles	3,892	987	(939)	3,940
Total accumulated depreciation	<u>360,184</u>	<u>65,431</u>	<u>(7,149)</u>	<u>418,466</u>
Total capital assets being depreciated, net	<u>603,035</u>	<u>(6,494)</u>	<u>(601)</u>	<u>595,940</u>
Business-type activities capital assets, net	<u>\$ 639,521</u>	<u>\$ 13,545</u>	<u>\$ (22,715)</u>	<u>\$ 630,351</u>

The following is a summary of changes in capital assets - Long-Term Care Enterprise Fund for the year ended December 31, 2020:

	January 1, 2020	Transfers/ Additions	Transfers/ Disposals	December 31, 2020
Business-Type Activities:				
Capital assets not being depreciated:				
Construction in progress	\$ 1,204	\$ 5,794	\$ (5,123)	\$ 1,875
Total capital assets not being depreciated	<u>1,204</u>	<u>5,794</u>	<u>(5,123)</u>	<u>1,875</u>
Capital assets being depreciated:				
Land improvements	12,448	794	-	13,242
Buildings and improvements	850,242	5,620	-	855,862
Equipment	87,570	6,354	(492)	93,432
Vehicles	52	-	-	52
Total capital assets being depreciated	<u>950,312</u>	<u>12,768</u>	<u>(492)</u>	<u>962,588</u>
Less accumulated depreciation for:				
Land improvements	6,280	1,089	-	7,369
Buildings and improvements	597,521	67,085	-	664,606
Equipment	63,932	9,593	(492)	73,033
Vehicles	45	5	-	50
Total accumulated depreciation	<u>667,778</u>	<u>77,772</u>	<u>(492)</u>	<u>745,058</u>
Total capital assets being depreciated, net	<u>282,534</u>	<u>(65,004)</u>	<u>-</u>	<u>217,530</u>
Business-type activities capital assets, net	<u>\$ 283,738</u>	<u>\$ (59,210)</u>	<u>\$ (5,123)</u>	<u>\$ 219,405</u>

Health and Hospital Corporation of Marion County, Indiana
(A Component Unit of the Consolidated City of Indianapolis - Marion County)

Notes to Basic Financial Statements
December 31, 2020

(Dollars in thousands)

Within the statement of activities, depreciation expense is charged to functions of the Corporation as follows:

Governmental Activities:	
Administration and finance	\$ 3,517
Health improvements	557
Communicable disease prevention	145
Water quality and hazardous material management	39
Vector disease control	226
Housing and neighborhood health	41
Consumer and employee risk reduction	<u>16</u>
Total depreciation expense, governmental activities	<u><u>\$ 4,541</u></u>
Business-Type Activities:	
Eskenazi Health	\$ 65,431
LT Care	<u>77,772</u>
Total depreciation expense, business-type activities	<u><u>\$ 143,203</u></u>

Also included in the Long-Term Care Fund in the proprietary fund statements is \$3,576 of amortization expense related to lease acquisition costs.

Note 10: Estimated Medicare and Medicaid Settlements and Net Patient Service Revenue

Estimated Medicare and Medicaid settlements reflect differences between interim reimbursement and reimbursement as determined by cost reports filed or to be filed with federal and state governments after the end of each year. In addition, such settlement amounts reflect, if applicable, any differences determined to be owed to or from Eskenazi Health or the Long-Term Care Fund after an audit of such reports. Changes to any previous years' estimated settlements are reflected in the period such changes are identified. At December 31, 2020, the Medicare and Medicaid cost reports for Eskenazi Health have been audited by the fiscal intermediaries through December 31, 2016.

Eskenazi Health and Long-Term Care have agreements with third-party payers that provide payments to these divisions at amounts different from their established rates. Estimated contractual adjustments under third-party reimbursement programs represent the differences between billings at established rates and amounts reimbursed by third-party payers. Estimated contractual adjustments also include any differences between estimated third-party reimbursement settlements for prior year services under third-party payer agreements and subsequent final settlements. A summary of the payment arrangements with major third-party payers follows.

Health and Hospital Corporation of Marion County, Indiana

(A Component Unit of the Consolidated City of Indianapolis - Marion County)

Notes to Basic Financial Statements

December 31, 2020

(Dollars in thousands)

Medicare

Under the Medicare program, Eskenazi Health receives reimbursement under a prospective payment system (PPS) for both inpatient and outpatient services. Under the hospital inpatient PPS, fixed payment amounts per inpatient discharge are established based on the patient's assigned diagnosis related group. When the estimated cost of treatment for certain patients is higher than the average plus a loss threshold, providers may receive additional "outlier" payments. Outpatient services provided to Medicare patients are reimbursed to Eskenazi Health based on service groups called ambulatory payment classifications.

Under the Medicare program, Long-Term Care primarily receives reimbursement for services provided at its skilled nursing facilities (SNF) under the Patient Driven Payment Model (PDPM), which is a case-mix classification model that supersedes historical RUG reimbursement. Medicare reimburses Long-Term Care for 100 days of SNF care subject to certain eligibility requirements.

Medicaid

Eskenazi Health is paid for inpatient acute care services rendered to Medicaid beneficiaries under the lower of charges or prospectively determined rates-per-discharge and on a per diem basis for psychiatric and burn unit services, classified based on clinical, diagnostic and other factors. Reimbursement for Medicaid outpatient services is based on prospective rates per visit. Eskenazi Health also participates in a Medicaid risk-based managed-care program in which Eskenazi Health receives interim reimbursement rates with a settlement adjustment at year-end.

Long-Term Care is reimbursed for services rendered to Medicaid beneficiaries on a per diem basis.

Medicaid Special Revenue

The Corporation qualifies for certain special Medicaid payments through various sections of the State of Indiana Medicaid Plan and the Indiana Code. Medicaid special revenue includes revenue from various sources including the State of Indiana Disproportionate Share Hospital Payment Program (DSH - established to reimburse hospitals that serve a disproportionate share of indigent patients), the Upper Payment Limit program (UPL - established to pay qualifying health care providers the difference between what Medicare would have paid and what Medicaid actually paid) and other contractual revenues. The money received from the Medicaid special revenues can be utilized by the Corporation without restriction.

During 2012, the State of Indiana established a Hospital Assessment Fee (HAF), which increased reimbursement for the state Medicaid fee for service program and the Medicaid managed care programs; such revenue is reported as net patient service revenue in the Eskenazi Health Enterprise Fund. Eskenazi Health is assessed an annual fee under the HAF program, which is reported as an operating expense in the Eskenazi Health Enterprise Fund. Fees assessed by the State of Indiana fund the UPL and DSH programs for Indiana hospitals (these programs were historically funded through an intergovernmental transfer program). There is no assurance the HAF program will continue in future periods.

Health and Hospital Corporation of Marion County, Indiana

(A Component Unit of the Consolidated City of Indianapolis - Marion County)

Notes to Basic Financial Statements

December 31, 2020

(Dollars in thousands)

Medicaid special revenue associated with indigent services provided at Eskenazi Health is comprised of DSH payments, which are all recorded in the Corporation's General Fund. Such payments are limited to a Hospital Specific Limit, which is defined by the State of Indiana Office of Medicaid Planning and Policy and are codified in the Indiana State Medicaid Plan and IC 12-15-15. Methodologies supporting such payments are complex and the timing and levels of payment may vary materially from year to year, often times resulting in material recoupment of the net receipts previously made to the Corporation. The Corporation often times does not have access to reasonable information to estimate levels of DSH payments and therefore cannot reasonably estimate levels of revenue by state fiscal (or their own fiscal) year. Management records the DSH portion of the Medicaid special revenue on a cash basis, unless actual amounts are known subsequent to year end, prior to issuance of the financial statements.

Medicaid special revenue pertaining to Long-Term Care and the physician access to care program is distributed through an intergovernmental transfer (IGT) arrangement. The basis for payment is derived from services rendered to patients through activities of the Long-Term Care and Eskenazi Health Funds (for the physician access to care program). The Indiana Office of Medicaid Policy and Planning determines the level of UPL funds available for distribution and initiates a transaction with the Corporation to facilitate the IGT. The Corporation is responsible for funding the IGT for the services rendered on behalf of the Long-Term Care and Eskenazi Health Funds and such transactions are reported in the General Fund statement of revenues, expenditures and changes in fund balances while Long-Term Care and Eskenazi Health report revenues associated with their respective UPL at gross in the statement of revenue, expenses and changes in fund net position.

Medicaid special revenue associated with Long-Term Care is based upon UPL payments, which is more predictable than the payments related to Eskenazi Health. Accordingly, management recognizes such payments on an accrual basis at the Long-Term Care Fund level.

The Corporation also participates in the Indiana Medicaid Governmental Ambulance Transportation Payment program that reimburses eligible ambulance transportation providers a state and federal reimbursement percentage of allowable costs. Revenue earned under this program is reported in the General Fund statement of revenues, expenditures and changes in fund balances.

The General Fund recognized \$71,469 in Medicaid special revenue and a receivable of \$33,626 at December 31, 2020. The intergovernmental transfers made by the Corporation in 2020 under these programs totaled \$71,126, with \$17,533 accrued within accounts payable in the general fund as of December 31, 2020. The Long-Term Care Fund recognized revenue of \$254,336 and a receivable of \$62,685 at December 31, 2020.

Health and Hospital Corporation of Marion County, Indiana
(A Component Unit of the Consolidated City of Indianapolis - Marion County)

Notes to Basic Financial Statements
December 31, 2020

(Dollars in thousands)

Other Payers

Eskenazi Health and Long-Term Care have also entered into payment agreements with certain commercial insurance carriers, health maintenance organizations and preferred provider organizations. The basis for payment to Eskenazi Health and Long-Term Care under these agreements include prospectively determined rates per discharge, discounts from established charges and prospectively determined daily rates.

Following is a summary of total patient service revenue, contractual adjustments, and charity and indigent care for the year ended December 31, 2020:

	Eskenazi Health	LT Care	Total	Percentage
Patient service revenue:				
Inpatient	\$ 1,082,046	\$ -	\$ 1,082,046	36%
Outpatient	1,229,050	-	1,229,050	41%
Long-term care	-	691,958	691,958	23%
Gross patient service less:	2,311,096	691,958	3,003,054	100%
Contractual adjustments	1,389,246	-	1,389,246	46%
Charity and indigent care	231,053	-	231,053	8%
Provision for uncollectible accounts	67,609	13,779	81,388	3%
Net patient service revenue	<u>\$ 623,188</u>	<u>\$ 678,179</u>	<u>\$ 1,301,367</u>	<u>43%</u>

Revenue from the Medicare and Medicaid programs accounted for approximately 27% and 52%, respectively, of net patient service revenue for fiscal year 2020. These percentages exclude Medicaid special revenue received and recognized in the General Fund. Laws and regulations governing the Medicare and Medicaid programs are extremely complex and subject to interpretation. As a result, there is at least a reasonable possibility that recorded estimates will change by a material amount in the near term. The 2020 net patient service revenue increased approximately \$2,725 due to changes in estimates related to final settlement of Medicare cost reports, accounts receivable valuation, compliance audits and reviews, and a final settlement related to rate adjustments under the Indiana Medicaid federally qualified health centers prospective payment system. Eskenazi Health Corporate Compliance and Leadership review billing, site, licensure and other issues to ensure compliance with Federal, State and other regulations.

Health and Hospital Corporation of Marion County, Indiana

(A Component Unit of the Consolidated City of Indianapolis - Marion County)

Notes to Basic Financial Statements

December 31, 2020

(Dollars in thousands)

Note 11: Long-Term Liabilities

General Obligation Bonds of 2005

During 2005, the Corporation issued \$28,960 of General Obligation Refunding Bonds, Series 2005 (the 2005 GO Bonds), the proceeds of which were used to refund the outstanding principal of the Corporation's General Obligation Bonds, Series 2000A. The 2005 GO Bonds are payable from an unlimited ad valorem property tax levied to the extent necessary by the Corporation against all taxable property within Marion County, Indiana, which is coterminous with Marion County, Indiana. The 2005 GO Bonds that remain outstanding at December 31, 2020 bear interest at 4.50% to 5.25%, with principal and interest payments due January 1 and July 1 through January 1, 2025. The remaining 2005 GO Bonds are subject to redemption from mandatory sinking fund payments during 2019 to 2024 and are subject to optional redemption prior to maturity at par plus accrued interest to the redemption date.

General Obligation Bonds of 2010

During 2010, the Corporation issued \$195,000 of General Obligation Bonds, Series 2010A-1 and 2010A-2 (the 2010A-1 and 2010A-2 GO Bonds, or collectively, the 2010A GO Bonds), the proceeds of which were used to finance a portion of the Eskenazi Health hospital complex, including the hospital and outpatient clinic facilities. The 2010A GO Bonds are payable from ad valorem property taxes to be levied on all taxable property within Marion County, to the extent other revenues of the Corporation are not sufficient to cover the annual debt service. The 2010A GO Bonds that remain outstanding at December 31, 2020 bear interest at 5.00% to 6.004%, with principal and interest payments due January 15 and July 15 through January 15, 2040. The 2010A GO Bonds are subject to redemption from mandatory sinking fund payments during 2023 to 2040 and the 2010A GO Bonds maturing on or after January 15, 2021 were subject to optional redemption prior to maturity beginning January 15, 2020 at par plus accrued interest to the redemption date.

The 2010A GO Bonds were acquired in their entirety with proceeds from the issuance of The Indianapolis Local Public Improvement Bond Bank (the Bond Bank) Bonds, Series 2010A-1 and 2010A-2 (the 2010A-1 and 2010A-2 Bond Bank Bonds). The 2010A-2 Bond Bank Bonds were issued as Build America Bonds (BABs) and, as such, are eligible to receive a credit (BAB Subsidy) equal to 35% of the interest payable on such bonds. The benefit of such credit will be passed on to the Corporation at each interest payment date, thus effectively reducing the Corporation's cost of financing. As a result of the automatic spending cuts imposed under the Budget Control Act of 2011 (the BAB Sequester), BAB Subsidies for the October 2019 through September 2020 were reduced by 5.9% and BAB Subsidies for the October 2020 through September 2021 are to be reduced by 5.7%. It is too soon to predict if BAB Subsidies will continue to be cut thereafter, or if the United States Congress will rescind or otherwise alter such cuts.

Health and Hospital Corporation of Marion County, Indiana

(A Component Unit of the Consolidated City of Indianapolis - Marion County)

Notes to Basic Financial Statements

December 31, 2020

(Dollars in thousands)

Capital Lease Obligations of Governmental Activities

Financing for a portion of Eskenazi Health hospital complex is also being provided through a lease financing arrangement with the Indianapolis-Marion County Building Authority (Authority). The Authority was created pursuant to Indiana Code 36-9-13, as amended for the purpose of financing, acquiring, improving, constructing, reconstructing, renovating, equipping, operating, maintaining and managing governmental buildings for public or governmental purposes for the benefit of eligible governmental entities within the boundaries of the County of Marion, Indiana.

Pursuant to a Loan Agreement, dated March 1, 2010, the Authority received a loan of bond proceeds in connection with the issuance of \$465,580 in The Indianapolis Local Public Improvement Bond Bank Bonds, Series 2010B-1 and Series 2010B-2 (the 2010B-1 and 2010B-2 Bond Bank Bonds), for the purposes of financing a portion of the costs of the Eskenazi Health complex. The 2010B-2 Bonds were issued as BABs for which the Corporation also receives a BAB Subsidy.

Pursuant to a Loan Agreement dated April 1, 2013, the Authority received an additional loan of bond proceeds in connection with the issuance of \$42,460 in The Indianapolis Local Public Improvement Bond Bank Bonds, Series 2013A (the 2013A Bond Bank Bonds), for the purposes of financing additional costs of the Eskenazi Health complex.

Pursuant to its Master Lease Agreement and related Addendums with the Authority, the Corporation is leasing certain real estate underlying the Eskenazi Health complex and portions of the improvements related thereto. Under the Master Lease Agreement, the Corporation has the option to purchase the leased facilities at a price equal to the amount required to enable the Authority to pay or redeem all related outstanding debt obligations and costs of transferring the premises. Also, the Corporation is obligated to pay certain expenses and all costs to operate, insure and maintain the leased facilities. The rentals under this lease are payable from ad valorem property taxes to be levied on all taxable property within Marion County, to the extent other revenues of the Corporation are not sufficient to cover the rentals and, accordingly, the principal and interest on the 2010B-1, 2010B-2 and 2013A Bond Bank Bonds.

Health and Hospital Corporation of Marion County, Indiana
(A Component Unit of the Consolidated City of Indianapolis - Marion County)
Notes to Basic Financial Statements
December 31, 2020
(Dollars in thousands)

The following is a summary of changes in long-term liabilities for the year ended December 31, 2020:

	January 1, 2020	Additions	Reductions	December 31, 2020	Due Within One Year
Governmental Activities:					
General obligation bonds payable:					
Refunding Bonds of 2005 (\$28,960,000 original amount), 3.50% to 5.25%, due January 1, 2025	\$ 10,410	\$ -	\$ (1,875)	\$ 8,535	\$ 1,975
General Obligation Bonds of 2010 - Series A-1, A-2 (\$195,000,000 original amount), 3.00% to 6.004%, due January 15, 2040	162,100	-	(3,855)	158,245	4,045
Plus: bond premium	2,888	-	(183)	2,705	184
Total bonds payable	175,398	-	(5,913)	169,485	6,204
Capital lease obligations	421,051	-	(12,597)	408,454	13,441
Asserted and unasserted self-insurance claims	989	8,019	(7,493)	1,515	1,099
Accrued compensated absences	7,815	7,194	(6,339)	8,670	7,150
Net pension liability	28,918	3,289	(5,303)	26,904	-
Governmental activities long-term liabilities	<u>\$ 634,171</u>	<u>\$ 18,502</u>	<u>\$ (37,645)</u>	<u>\$ 615,028</u>	<u>\$ 27,894</u>
Business-Type Activities:					
Eskenazi Health:					
Asserted and unasserted self-insurance claims	\$ 10,103	\$ 41,740	\$ (41,503)	\$ 10,340	\$ 6,745
Accrued compensated absences	23,558	26,688	(24,847)	25,399	20,707
Net pension liability	82,683	-	(14,029)	68,654	-
Medicare advanced payments	-	40,719	-	40,719	15,814
Deferred compensation	8,352	2,009	(347)	10,014	-
LT Care:					
Capital lease obligations	260,883	-	(74,013)	186,870	82,032
Asserted and unasserted self-insurance claims	20,269	5,701	(2,513)	23,457	6,131
Medicare advanced payments	-	28,865	-	28,865	23,017
Business-type activities long-term liabilities	<u>\$ 405,848</u>	<u>\$ 145,722</u>	<u>\$ (157,252)</u>	<u>\$ 394,318</u>	<u>\$ 154,446</u>

The above bond and capital lease obligations relating to governmental activities are to be repaid from ad valorem taxes levied to the extent necessary by the Corporation against all taxable property within Marion County, Indiana. The General Fund has been used in prior years to liquidate long-term liabilities other than debt related to governmental activities, including the net pension liability. The business-type capital leases will be repaid through Long-Term Care nursing home operating revenue.

Health and Hospital Corporation of Marion County, Indiana
(A Component Unit of the Consolidated City of Indianapolis - Marion County)

Notes to Basic Financial Statements
December 31, 2020

(Dollars in thousands)

The governmental activities debt service requirements, including interest, on bonds and related future BAB subsidies as of December 31, 2020 are as follows:

	Principal	Interest	BAB Subsidies
Bonds:			
2021	\$ 6,020	\$ 9,775	\$ 3,024
2022	6,330	9,467	3,024
2023	6,600	9,112	3,024
2024	6,870	8,751	2,942
2025	7,120	8,406	2,857
2026 - 2030	39,870	35,450	12,416
2031 - 2035	48,190	22,645	8,375
2036 - 2040	45,780	7,003	3,417
	<u>\$ 166,780</u>	<u>\$ 110,609</u>	<u>\$ 39,079</u>

The above future BAB Subsidies reflect an assumed reduction for the BAB Sequester adjustment in effect at December 31, 2020.

The Corporation has a legal debt limit of 0.67% of the assessed values of Marion County Property as certified by the DLGF. A computation of the Corporation's legal debt margin as of December 31, 2020, is as follows:

Net assessed value - 2020	\$ 43,112,252
	<u>0.67%</u>
Debt limit	288,852
Debt applicable to debt limit:	
Bonded debt (excluding unamortized premiums)	<u>166,780</u>
Legal debt margin	<u>\$ 122,072</u>

As mentioned previously, in 2005, the Corporation refunded its 2000A GO Bonds with the issuance of the 2005 GO Bonds. The 2000A GO Bonds are considered to have been defeased and have been removed from the basic financial statements. At December 31, 2020, \$8,210 of these defeased bonds remain outstanding.

Health and Hospital Corporation of Marion County, Indiana

(A Component Unit of the Consolidated City of Indianapolis - Marion County)

Notes to Basic Financial Statements

December 31, 2020

(Dollars in thousands)

Note 12: Leases

Operating

The Corporation leases certain facilities and equipment under operating leases. Most of the facility leases include renewal options and some provide for escalation of rent based on changes in operating costs.

The following is a summary of the future minimum payments of all significant noncancelable operating leases with initial or remaining terms of one year or more at December 31, 2020 for the governmental activities:

2021	\$	8,394
2022		8,328
2023		8,405
2024		8,727
2025		7,675
2026 - 2030		36,408
2031 - 2035		38,332
2036 - 2040		41,302
2041 - 2043		<u>24,399</u>
Total future minimum payments	\$	<u><u>181,970</u></u>

Lease expenditures of \$10,367 were reported in the governmental activities for the year ended December 31, 2020.

The following is a summary of the future minimum payments of all significant noncancelable operating leases with initial or remaining terms of one year or more at December 31, 2020 for the business-type activities:

2021	\$	4,246
2022		3,312
2023		1,084
2024		2,454
2025		2,208
2026 - 2030		9,269
2031 - 2035		8,882
2036 - 2040		9,326
2041 - 2043		<u>5,267</u>
Total future minimum payments	\$	<u><u>46,048</u></u>

The Corporation reported \$6,477 of lease expense in the business-type activities for the year ended December 31, 2020.

Health and Hospital Corporation of Marion County, Indiana

(A Component Unit of the Consolidated City of Indianapolis - Marion County)

Notes to Basic Financial Statements

December 31, 2020

(Dollars in thousands)

Capital

The Corporation's governmental activities include capital leases for a data center reported in the governmental activities and the Eskenazi Health hospital complex reported in the Eskenazi Health Enterprise Fund. At December 31, 2020, the gross amount of building improvements, equipment and related accumulated amortization recorded under these capital leases was as follows:

Building and land improvements	\$ 278,891
Equipment	204,831
Less: accumulated amortization	(193,310)
	\$ 290,412

Future minimum capital lease payments for the Corporation's governmental activities as of December 31, 2020 are:

2021	\$ 39,942
2022	39,938
2023	39,936
2024	39,614
2025	39,288
2026 - 2030	191,008
2031 - 2035	180,372
2036 - 2039	135,054
Total minimum lease payments	705,152
Less amount representing interest (6.45%)	296,698
Present value of net minimum capital lease payment	408,454
Less current installments of obligations under capital leases	13,441
Obligations under capital lease, excluding current installments	\$ 395,013

For business-type activities, including the Long-Term Care Enterprise Fund, the Corporation is obligated under capital leases covering 78 nursing homes. At December 31, 2020, the gross amount of buildings and related accumulated amortization recorded under capital leases was as follows:

Buildings	\$ 674,498
Less: accumulated amortization	(554,124)
	\$ 120,374

Amortization expense of assets held under capital leases is included in depreciation expense for the Corporation's governmental activities and business-type activities.

Health and Hospital Corporation of Marion County, Indiana
(A Component Unit of the Consolidated City of Indianapolis - Marion County)

Notes to Basic Financial Statements

December 31, 2020

(Dollars in thousands)

Future minimum capital lease payments for the Corporation's business-type activities as of December 31, 2020 are:

2021	\$	93,479
2022		61,240
2023		20,808
2024		20,903
2025		11,023
2026		204
Total minimum lease payments		<u>207,657</u>
Less amount representing interest (at rates ranging from 4.58% to 11.74%)		<u>20,787</u>
Present value of net minimum capital lease payment		186,870
Less current installments of obligations under capital leases		<u>82,032</u>
Obligations under capital lease, excluding current installments	\$	<u><u>104,838</u></u>

Note 13: Risk Management

Insurance Coverage

The Corporation is exposed to various risks of loss related to torts; theft of, damage to, and destruction of assets; errors and omissions; injuries to employees and patients; and natural disasters. The Corporation is self-insured for workers' compensation, general liability, automobile and medical malpractice claims to defined limits. With respect to general liability, the Corporation is protected by the Indiana Tort Claims Act, under IC 34-13-3-4, which limits the tort liability for all Indiana governmental entities, in aggregate, to \$700 per person and \$5,000 per occurrence. The Corporation also purchases commercial insurance policies for certain other risks of loss with deductibles that range from \$25 to \$500. Settled claims have not exceeded coverage for the past three years.

Eskenazi Health is governed by the Indiana Medical Malpractice Act, which, effective July 1, 2019, limits the maximum recovery for medical malpractice claims to \$1,800 per occurrence, \$500 of which would be paid by the Corporation, with the balance paid by the State of Indiana Patient Compensation Fund.

As mentioned previously in these notes, the Corporation established a nonprofit entity, Lions Insurance Company, which is legally separate from the Corporation and whose purpose is to provide insurance covering the professional (malpractice) and general liability exposures of the nursing homes operated by the Corporation. As with Eskenazi Health, Lions is protected by the Indiana Tort Claims Act, governed by in the Indiana Medical Malpractice Act and has professional liability coverage from the Indiana Patient Compensation Fund. In addition, Lions has protection for general liability coverage of \$1,000 per occurrence and \$3,000 in the aggregate.

Health and Hospital Corporation of Marion County, Indiana
(A Component Unit of the Consolidated City of Indianapolis - Marion County)

Notes to Basic Financial Statements
December 31, 2020

(Dollars in thousands)

The Corporation has accrued for reported claims and claims incurred but not reported (IBNR) for workers' compensation, general liability and medical malpractice. Loss estimates have included the nature of each claim or incident and relevant trend factors as determined by legal counsel and an independent consulting actuary.

The following is a summary of the changes in asserted and unasserted workers' compensation, general liability, and medical malpractice claims for the past two years, as recorded within the business-type activities and proprietary fund financial statements:

Balance at January 1, 2019	\$ 23,226
Change in incurred claims (including IBNRs), net	5,124
Claim payments	<u>(3,472)</u>
Balance at January 1, 2020	24,878
Change in incurred claims (including IBNRs), net	8,798
Claim payments	<u>(4,872)</u>
 Balance at December 31, 2020	 <u><u>\$ 28,804</u></u>

Health Insurance Coverage

The Corporation began in 2001 to provide self-insurance to its employees for healthcare and prescription usage. Asserted and unasserted self-insurance claims in the governmental and business-type activities of the government-wide statements represents an estimate of the ultimate net cost to the Corporation for amounts that are unpaid at December 31, 2020. The liability is based on claim factors determined by an actuary using projections and the historical loss experience of the Corporation and gives effect to estimates of trends in claim severity and frequency. Although the Corporation's management believes that the estimates of the liability for claims incurred but not reported is reasonable in the circumstances, it is possible that the actual incurred claims will not conform to the assumptions inherent in the estimation of future claims due to an absence of a significant amount of historical experience on which to base projections and the inherent variability with respect to the significant assumption utilized. Accordingly, the ultimate settlement of claims may vary significantly from the liability for asserted and unasserted self-insurance claims.

Health and Hospital Corporation of Marion County, Indiana
(A Component Unit of the Consolidated City of Indianapolis - Marion County)

Notes to Basic Financial Statements
December 31, 2020

(Dollars in thousands)

The following is a summary of the changes in the Corporation's health insurance liability for the past two years, as recorded in the governmental activities of the statement of net position:

Balance at January 1, 2019	\$ 1,117
Change in incurred claims (including IBNRs), net	7,450
Claim payments	<u>(7,578)</u>
Balance at January 1, 2020	989
Change in incurred claims (including IBNRs), net	8,019
Claim payments	<u>(7,493)</u>
 Balance at December 31, 2020	 <u><u>\$ 1,515</u></u>

The amount recorded as a liability in the General Fund at December 31, 2020 is \$1,099 and represents the claims, which are matured and due as of year-end.

The following is a summary of the changes in the Corporation's health insurance liability for the past two years, as recorded in the business-type activities of the statement of net position:

Balance at January 1, 2019	\$ 5,715
Change in incurred claims (including IBNRs), net	46,187
Claim payments	<u>(46,408)</u>
Balance at January 1, 2020	5,494
Change in incurred claims (including IBNRs), net	38,643
Claim payments	<u>(39,145)</u>
 Balance at December 31, 2020	 <u><u>\$ 4,992</u></u>

Note 14: Retirement Plans

Plan Description

The Corporation contributes to the Indiana Public Employees' Retirement Fund (PERF), a cost-sharing, multiple-employer defined-benefit retirement plan established in accordance with IC 5-10.3 to act as a common investment and administrative agent for units of state and local governments in Indiana. PERF is administered by the Indiana Public Retirement System (INPRS) and is governed by the INPRS Board of Trustees (INPRS Board). PERF provides retirement, disability and survivor benefits to full-time employees of the State of Indiana not covered by another plan, those political subdivisions that elect to participate in the retirement plan and certain INPRS employees. Substantially all of the Corporation's full-time employees hired before July 1, 2014 are eligible to participate in this plan. Eskenazi Health employees hired after June 30, 2014 are not PERF eligible.

Health and Hospital Corporation of Marion County, Indiana

(A Component Unit of the Consolidated City of Indianapolis - Marion County)

Notes to Basic Financial Statements

December 31, 2020

(Dollars in thousands)

INPRS issues a publicly available financial report that includes financial statements and required supplementary information for PERF and can be found at <http://www.inprs.in.gov>. This report may be obtained by writing to Indiana Public Retirement System, 1 North Capitol, Suite 001, Indianapolis, Indiana 46204, or by calling 888-526-1687.

There are two tiers to the PERF plan. The first is the Public Employee's Defined Benefit Plan ("PERF Hybrid Plan") and the second is the My Choice: Retirement Savings Plan for Public Employees ("My Choice"). During 2020, the Corporation did not participate in the My Choice Plan.

The PERF Hybrid Plan was established by the Indiana Legislature in 1945 and is governed by the INPRS Board of Trustees in accordance with Indiana Code (IC) 5-10.2, IC5-10.3, and IC 5-10.5. There are two aspects to the PERF Hybrid Plan defined-benefit structure. The first portion is PERF DB, the monthly defined-benefit pension that is funded by the employer. The second portion of the PERF Hybrid Plan benefit structure is the Public Employees' Hybrid Members Defined Contribution Account ("DC Account"), formerly known as the Annuity Savings Account ("ASA"), which supplements the defined-benefit at retirement.

Funding Policy

The funding policies of INPRS provide for actuarially determined periodic contributions at rates that, for individual employees, increase gradually over time so that sufficient assets will be available to pay benefits when due.

The employer defined-benefit contribution rate is based on an actuarial valuation and is adopted, and may be amended, by the INPRS Board. For 2020, the Corporation contributed 11.2% of employee compensation to the plan. The DC Account consists of the employee contribution, which is set by statute at 3% of compensation, as defined by Indiana statutes, plus the interest/earnings or losses credited to the employee's account. The employer may choose to make the contributions on behalf of its participating employees, which the Corporation has elected to do. In addition, under certain circumstances, employees may elect to make additional voluntary contributions of up to 10% of their compensation into their DC Account. An employee's contribution and interest credits belong to the employee and do not belong to the state or the Corporation.

Retirement Benefits

The PERF Hybrid Plan retirement benefit consists of the sum of a defined pension benefit provided by employer contributions plus the amount credited to the employee's DC account. Retirement benefits vest after ten years of creditable service. The vesting period is eight years for certain elected officials. Employees are immediately vested in their respective DC Account. At retirement, an employee may choose to receive a lump-sum payment of the amount credited to the employee's DC Account, receive the amount as an annuity, or leave the contributions invested with INPRS.

Health and Hospital Corporation of Marion County, Indiana

(A Component Unit of the Consolidated City of Indianapolis - Marion County)

Notes to Basic Financial Statements

December 31, 2020

(Dollars in thousands)

Vested employees leaving a covered position, who wait 30 days after termination, may withdraw their DC Account and will not forfeit creditable service or a full retirement benefit. However, if an employee is eligible for a full retirement at the time of the withdrawal request, he/she will have to begin drawing his/her pension benefit in order to withdraw the DC Account. A nonvested employee who terminates employment prior to retirement may withdraw his/her DC Account after 30 days, but by doing so, forfeits his/her creditable service. An employee who returns to covered service and works no less than six (6) months in a covered position may reclaim his/her forfeited creditable service.

An employee who has reached: (1) age 65 and has at least 10 years of creditable service; (2) age 60 and has at least 15 years of creditable service; or (3) at least age 55 and whose age plus number of years of creditable service is at least 85 is eligible for normal retirement and, as such, is entitled to 100% of the pension benefit component. This annual pension benefit is equal to 1.10% times the average annual compensation times the number of years of creditable service. The average annual compensation in this calculation uses the 20 calendar quarters of creditable service in which the employee's annual compensation was the highest. All 20 calendar quarters do not have to be continuous, but they must be in groups of four consecutive calendar quarters. The same calendar quarter may not be included in two different groups. Employee contributions paid by the employer on behalf of the employee and severance pay up to \$2 are included as part of the employee's salary.

An employee who has reached at least age 50 and has at least 15 years of creditable service is eligible for early retirement with a reduced pension. An employee retiring early receives a percentage of the normal annual pension benefit. The percentage of the pension benefit at retirement remains the same for the employee's lifetime. For age 59, the early retirement percentage of the normal annual pension benefit is 89%. This amount is reduced five percentage points per year (e.g., age 58 is 84%) to age 50 being 44%.

The monthly pension benefits for employees in pay status may be increased periodically as cost of living adjustments (COLAs). Such increases are not guaranteed by statute and have historically been provided on an "ad hoc" basis and can only be granted by the Indiana General Assembly.

Disability and Survivor Benefits

The PERF Hybrid Plan also provides disability and survivor benefits. An employee who has at least five years of creditable service and becomes disabled while in active service, on FMLA leave, receiving workers' compensation benefits or receiving employer-provided disability insurance benefits may retire for the duration of the disability, if the employee has qualified for social security disability benefits and has furnished proof of the qualification. The disability benefit is calculated the same as that for a normal retirement without reduction for early retirement. The minimum benefit is \$0.2 per month, or the actuarial equivalent.

Health and Hospital Corporation of Marion County, Indiana

(A Component Unit of the Consolidated City of Indianapolis - Marion County)

Notes to Basic Financial Statements

December 31, 2020

(Dollars in thousands)

Upon the death in service of an employee with 15 or more years of creditable service as of January 1, 2007, a survivor benefit may be paid to the surviving spouse to whom the employee had been married for two or more years, or surviving dependent children under the age of 18. This payment is equal to the benefit which would have been payable to a beneficiary if the employee had retired at age 50 or at death, whichever is later, under an effective election of the joint and survivor option available for retirement benefits. A surviving spouse or surviving dependent children are also entitled to a survivor benefit upon the death in service after January 1, 2007, of an employee who was at least 65 years of age and had at least 10 but not more than 14 years of creditable service.

The authority to establish or amend benefit provisions of PERF rests with the Indiana General Assembly.

Contributions

Employer contribution rates are adopted annually by the INPRS Board for PERF. The contributions are actuarially determined based on the funding policy, actuarial assumptions and actuarial methods established by the INPRS Board. Contributions determined by the actuarial valuation become effective either 12 or 18 months after the valuation date, depending on the applicable employer. In the case of the Corporation, contribution rates and amounts determined by the June 30, 2019 actuarial valuation and adopted by the INPRS Board therefore become effective on January 1, 2020. The Corporation's contractually required contribution rate for 2020 was 11.2% of annual payroll, actuarially determined as an amount that is expected to finance the costs of benefits earned by employees during the year, with an additional amount to finance any unfunded accrued liability. The Corporation's contribution to the plan for the year ended December 31, 2020, exclusive of employer-paid member contributions, was \$19,586, equal to the approved employer contribution and 11.2% of covered payroll for the year.

Pension Liabilities, Pension Expense, and Deferred Outflows of Resources and Deferred Inflows of Resources Related to Pensions

At December 31, 2020, the Corporation reported a liability of \$95,558 for its proportionate share of PERF's net pension liability. The net pension liability was measured as of June 30, 2020, and the total pension liability used to calculate the net pension liability was determined by an actuarial valuation as of that date. Member census data as of June 30, 2019, was used in the valuation and adjusted, where appropriate, to reflect changes between June 30, 2019 and June 30, 2020. Standard actuarial roll forward techniques were then used to project the total pension liability computed as of June 30, 2019 to the June 30, 2020 measurement date. Wages reported by the Corporation relative to the collective wages of the plan served as the basis to determine the Corporation's proportionate share. This basis of allocation is consistent with the manner in which contributions to the pension plan are determined. At June 30, 2020, the Corporation's proportion was 3.16%, which was a decrease of 0.21% from its proportion measured as of June 30, 2019.

Health and Hospital Corporation of Marion County, Indiana

(A Component Unit of the Consolidated City of Indianapolis - Marion County)

Notes to Basic Financial Statements

December 31, 2020

(Dollars in thousands)

For the year ended December 31, 2020, the Corporation recognized a contra pension expense of (\$2,403), which is comprised of \$2,532 related to governmental activities and (\$4,935) related to business-type activities. At December 31, 2020, the Corporation reported deferred outflows of resources and deferred inflows of resources related to pensions from the following sources:

	Deferred Outflows of Resources	Deferred Inflows of Resources
Actuarial differences	\$ 1,693	\$ 1,283
Net difference between projected and actual earnings on pension plan investments	8,179	-
Changes of assumptions	-	19,910
Changes in proportion and differences between the Corporation's contributions and proportionate share contributions	894	20,287
Corporation's contributions subsequent to the measurement date	10,176	-
	\$ 20,942	\$ 41,480

At December 31, 2020, the Corporation reported \$2,955 in the governmental activities and \$7,221 in the business-type activities as deferred outflows of resources related to Corporation contributions made subsequent to the measurement date that will be recognized as a reduction of the net pension liability in the year ended December 31, 2021. Other amounts reported as net deferred outflows of resources at December 31, 2020, related to pensions will be recognized in pension expense (reduction) as follows:

	Governmental Activities	Business-Type Activities	Total
2021	\$ (2,353)	\$ (16,862)	\$ (19,215)
2022	(769)	(10,919)	(11,688)
2023	(314)	(2,976)	(3,290)
2024	983	2,496	3,479
	\$ (2,453)	\$ (28,261)	\$ (30,714)

Health and Hospital Corporation of Marion County, Indiana

(A Component Unit of the Consolidated City of Indianapolis - Marion County)

Notes to Basic Financial Statements

December 31, 2020

(Dollars in thousands)

Actuarial Assumptions

The total pension liability in the June 30, 2020 actuarial valuation was determined using the following actuarial assumptions, applied to all periods included in the measurement:

Inflation	2.25%
Salary increases	2.75% - 8.75% average, including inflation
Ad hoc cost of living adjustments	Varies per year as follows:
	2021 - 13th check
	2022 through 2033 - 0.40%
	2034 through 2038 - 0.50%
	2039 and on - 0.60%
Long-term expected rate of return	6.75%, net of pension plan investment expense

Mortality rates were based on the Pub-2010 Public Retirement Plans Mortality Tables (Amount-Weighted) with a fully generational projection of mortality improvements using SOA Scale MP-2019.

The actuarial assumptions used in the June 30, 2020 valuation were based on the results of an actuarial experience study performed for the period June 30, 2014 through June 30, 2019.

The long-term expected rate of return on pension plan investments was determined by using a building-block approach and assumes a time horizon, as defined in the INPRS Investment Policy Statement. A forecasted rate of inflation serves as the baseline for the return expectation. Various real return premiums over the baseline inflation rate have been established for each asset class. The long-term expected nominal rate of return has been determined by calculating a weighted-average of the expected real return premiums for each asset class, adding the projected inflation rate and adding the expected return from rebalancing uncorrelated asset classes. The target allocation and best estimates of geometric real rates of return for each major asset class are summarized in the following table:

Asset Class	Target Allocation	Long-Term Expected Real Rate of Return
Public equity	22%	4.4%
Private markets	14%	7.6%
Fixed income - ex inflation linked	20%	1.9%
Fixed income - inflation linked	7%	0.5%
Commodities	8%	1.6%
Real estate	7%	5.8%
Absolute return	10%	2.9%
Risk parity	12%	5.5%
	100%	

Health and Hospital Corporation of Marion County, Indiana
(A Component Unit of the Consolidated City of Indianapolis - Marion County)

Notes to Basic Financial Statements

December 31, 2020

(Dollars in thousands)

Discount Rate

The discount rate used to measure the total pension liability was 6.75% for the year ended June 30, 2020. The projection of cash flows used to determine the discount rate assumed that employee contributions will be made at the current contribution rate and that participating employer contributions will be made at contractually required rates, actuarially determined. Based on those assumptions, the PERF's fiduciary net position was projected to be available to make all projected future benefit payments of current active and inactive employees. Therefore, the long-term expected rate of return on pension plan investments was applied to all periods of projected benefit payments to determine the total pension liability.

Sensitivity of the Corporation's Proportionate Share of the Net Pension Liability to Changes in the Discount Rate

The Corporation's proportionate share of the net pension liability has been calculated using a discount rate of 6.75%. The following presents the Corporation's proportionate share of the net pension liability calculated using a discount rate of 1% higher and 1% lower than the current rate.

	1% Decrease (5.75%)	Current Discount Rate (6.75%)	1% Increase (7.75%)
Corporation's proportionate share of PERF's net pension liability:			
Governmental activities	\$ 43,863	\$ 26,904	\$ 12,700
Business-type activities	111,929	68,654	32,407
Total	<u>\$ 155,792</u>	<u>\$ 95,558</u>	<u>\$ 45,107</u>

Pension Plan Fiduciary Net Position

Detailed information about the pension plan's fiduciary net position is available in the separately issued PERF financial report.

Health and Hospital Corporation of Marion County, Indiana

(A Component Unit of the Consolidated City of Indianapolis - Marion County)

Notes to Basic Financial Statements

December 31, 2020

(Dollars in thousands)

Defined-Contribution Retirement Plan

The Corporation also contributes to the Health and Hospital Corporation of Marion County Retirement Plan, a defined-contribution retirement plan covering Eskenazi Health employees hired after June 30, 2014. The plan is administered by the Plan Committee of the Retirement Plan (Plan Committee), as appointed by the President and Chief Executive Officer of the Corporation. Retirement plan expense is recorded for the amount of the Corporation's required contributions, determined in accordance with the terms of the plan. Benefit and contribution provisions are contained in the plan document and were established and can be amended by action of the Plan Committee or the Corporation's governing body. The Corporation does not hold or control the assets of the defined-contribution plan as defined by GASB Statement, No. 84, *Fiduciary Activities*. The Corporation contributes 3% of eligible employee's compensation. Additionally, the Corporation contributes to the plan an amount equal to each eligible employee's contributions into their deferred compensation plan up to 4% of the employee's compensation. During 2020, the Corporation contributed \$9,961 into the defined-contribution retirement plan.

Note 15: Deferred Compensation Plans

Employees of the Corporation are eligible to participate in a deferred compensation plan (Plan) adopted under the provisions of Internal Revenue Code (IRC) Section 457. The deferred compensation plan is available to substantially all employees of the Corporation. Under the plan, employees may elect to defer a portion of their salaries and avoid paying taxes on the deferred portion until the withdrawal date. The deferred compensation amount is not available for withdrawal by employees until termination, retirement, death or unforeseeable emergency. The plan assets are held in trust for the exclusive benefits of participants and their beneficiaries.

Additionally, EMG has a 457(b) deferred compensation agreement with certain members of management and highly compensated employees. Under the plan, employees may elect to defer a portion of their current compensation to provide for retirement and other benefits of the employee. EMG may credit to the plan each year an amount as defined by EMG's board of directors. The Corporation records a restricted asset on the statement of net position, which is offset by a matching liability. Employer contributions for 2020 were approximately \$664.

Health and Hospital Corporation of Marion County, Indiana

(A Component Unit of the Consolidated City of Indianapolis - Marion County)

Notes to Basic Financial Statements

December 31, 2020

(Dollars in thousands)

Note 16: Hospital Management Agreement

An agreement between the Corporation and Indiana University (University) was signed in February 2007. During 2020, the Corporation primarily paid for physician services under a relative value unit basis. The Corporation continued to rely on the University to supply several leadership positions for Eskenazi Health, but the operations of Eskenazi Health remains the direct responsibility of the Corporation. Eskenazi Health incurred fees for professional, management and resident physician services of approximately \$54,200 during the year (recorded in medical and professional fees on the statement of revenues, expenses and changes in fund net position - proprietary funds).

Note 17: Long-Term Care Management Agreement

The Corporation had previously entered into three management agreements with American Senior Communities, LLC (ASC) to manage the 78 nursing homes, which are accounted for in the Long-Term Care Fund. These agreements were to terminate automatically in 2015 as a result of the termination by ASC of its then-current Chief Executive Officer. The Corporation and ASC abided by the terms of those agreements until 2020 when the Corporation and ASC entered into an amendment to allow for management of the nursing homes under a single management agreement. The term of the current management agreement extends until August 2022. The Corporation has the right to extend the term to one or more facilities for an additional period that is coterminous with the terms of the underlying facility lease agreements if written notice is given to ASC at least 90 days prior to the expiration of the initial term.

During 2020, the Corporation incurred approximately \$48,200 in management fees to ASC under all agreements for Long-Term Care operations. In the event the ASC management agreements are terminated or not renewed, it could have a material impact on the Corporation's financial statements.

ASC utilizes the services of EagleCare, LLC (EagleCare) to provide the personnel required to operate each of the respective facilities. EagleCare and ASC are related parties in that the persons who own 100% of EagleCare also own 95% of ASC. ASC also provides management services to EagleCare in connection with its operations. These payments to EagleCare are included within contract labor expenses within the Statement of Revenue, Expenses and Changes in Fund Net Position – Proprietary Funds.

The Corporation currently leases 7 of the nursing homes from entities related to ASC through common ownership. During 2020, the Corporation paid approximately \$22,064 to this organization in associated lease costs from Long-Term Care operating revenue.

At December 31, 2020, the Long-Term Care Fund had a payable to EagleCare of approximately \$19,417 primarily for accrued labor and related benefits. The Long-Term Care Fund also had a payable to ASC at December 31, 2020 of approximately \$14,506 for outstanding management services rendered to be paid from operations.

Health and Hospital Corporation of Marion County, Indiana

(A Component Unit of the Consolidated City of Indianapolis - Marion County)

Notes to Basic Financial Statements

December 31, 2020

(Dollars in thousands)

Note 18: Federal Investigation

In September 2015, authorities, including federal prosecutors, publicly acknowledged an investigation involving the activities of certain former ASC employees and others as to possible violations of relevant law. The relationship of ASC and the Corporation is more fully described in Note 17. Both the Corporation and ASC fully cooperated with these authorities and their investigation. Concurrent with the federal investigation, the Corporation and ASC conducted their own internal investigations of the individuals' activities and shared this information with the federal authorities. In October 2016, federal authorities filed criminal charges against ASC's former Chief Executive Officer, Chief Operating Officer and others alleging fraudulent conduct in connection with the operation of the nursing facilities, including alleged mail and wire fraud, healthcare fraud, anti-kickback violations and money laundering. The alleged charges focused on the defendants' dealings with various vendors supplying goods and services to the Corporation. Ultimately, by July 2018, all the criminal defendants pled guilty and received prison sentences ranging from four months to nearly 10 years. The three primary victims of the criminal fraud were the Corporation, ASC and Indiana Medicaid. During the sentencing hearings, the federal authorities established that these victims suffered the following losses: the Corporation - \$9,889; ASC - \$1,568; and Indiana Medicaid - \$593. In addition to prison sentences, the defendants were ordered to pay restitution to the victims.

During 2017, the Corporation and ASC entered into a Settlement Agreement and Mutual Release (Settlement Agreement). The Settlement Agreement forever releases and discharges both the Corporation and ASC from any and all claims that could be alleged in connection with claims associated with the investigation and terminates a previously executed indemnification agreement associated with the investigation between ASC and the Corporation. In exchange, ASC agreed to pay the Corporation \$15,500 for damages incurred by the Corporation as a result of the fraudulent actions of former employees of ASC and others conspiring with them. The Settlement Agreement provided for structured payments to satisfy the outstanding balance, as defined in the agreement and was partially secured by a letter of credit benefitting the Corporation. As of December 31, 2020, the Corporation received all remaining payments under the agreement.

The Settlement Agreement also requires ASC to pay the Corporation the aggregate amount imposed by any Governmental Authority for penalties, fines and interest, as well as certain administrative expenses, in connection to amending any cost reports that may be required. It is possible that the criminal fraud caused the Corporation's cost reports previously submitted to a Governmental Authority to be overstated, which, in turn, caused a Governmental Authority to issue overpayments to the Corporation. Such overpayments by a Governmental Authority to the Corporation as a result of the fraudulent actions, if any, could result in an obligation to the Governmental Authority, which may be the responsibility of the Corporation.

Health and Hospital Corporation of Marion County, Indiana

(A Component Unit of the Consolidated City of Indianapolis - Marion County)

Notes to Basic Financial Statements

December 31, 2020

(Dollars in thousands)

Because of the inherent uncertainties related to the investigation, the resultant use of estimates, assumptions and judgments, and external factors beyond our control, accruals, possible asset impairment or expense classification are based upon the best information available at the date of these financial statements. As additional information becomes available, management will reassess the financial statements with respect to the investigation related to any pending inspections, internal investigations, inquiries and claims and may revise estimated exposure or the related disclosures, as appropriate, and these reassessments could have a material impact on the financial statements and related disclosures.

Note 19: Nursing Home Leases

The Corporation has entered into various transactions with entities related to ASC and unrelated third parties involving the leasing of buildings and purchasing of equipment for the operations of nursing homes throughout the state of Indiana with terms through March 2026. These transactions require the Corporation to make monthly lease payments, ranging from \$20 to \$207 per home. Certain transactions require the annual lease payments to increase by the greater of the Consumer Price Index (CPI) or a set percentage as defined in each agreement, which is typically 2% to 3%. Additionally, many of the leases have possible extensions available to the Corporation in five year increments.

The Corporation is also required to make various capital improvements for many facilities ranging from \$25 to \$319 annually per home. In the same way as the lease payments above, these amounts increase annually. The Corporation expects to fund the capital improvements through cash flow generated from operations of each nursing home.

The Corporation is also required to provide security deposits for 45 of the nursing homes leased. As a result, a standby letter of credit in the amount of \$11,374 exists to provide the required security.

Various unrelated third parties serves as the landlords for 71 of the Corporation's nursing facilities. Lease payments to these third parties in 2020 approximated \$70,948.

Health and Hospital Corporation of Marion County, Indiana

(A Component Unit of the Consolidated City of Indianapolis - Marion County)

Notes to Basic Financial Statements

December 31, 2020

(Dollars in thousands)

Note 20: Related Parties

During the year, the Corporation had transactions with the City of Indianapolis (the City) and Marion County (the County) that were conducted in the normal course of business. The County collects and distributes taxes and other special assessment fees on behalf of the Corporation. For the year ended December 31, 2020, the Corporation received \$127,832 in tax cash receipts and \$396 in special assessment fees cash receipts from the County for the “Clean and Lien” program to clean up vacant lots. The Corporation paid the County \$308 in 2020 for autopsy and death reports, vital records, coroner fees and other matters. In addition, the Corporation acted as a subrecipient or a pass-through agent for various state and federal grant programs with the City and County during 2020, which included a COVID-19 testing and tracing grant that accounted for approximately \$9,700 of grant revenue.

Note 21: Joint Ventures

MDwise and Affiliates

The Corporation was a 50% member in MDwise, Inc. (MDwise), as well as, MDwise Medicaid Network, Inc. (Excel) through December 29, 2017, when the Corporation transferred its membership interests in MDwise and Excel to an unrelated third party which resulted in the recognition of a gain of \$66,575 within the 2017 statement of activities and statement of revenues, expenses and changes in net position. Included within the membership transfer agreement was a requirement for a portion of the total purchase price to be placed in escrow and distributed to the Corporation (and the other 50% member) over a period of approximately three years from the transfer date. During 2020, no distributions were made from the escrow account to the Corporation. As of December 31, 2020, the remaining balance of \$10,138 is held by the Corporation within the Eskenazi Health fund and management expects it to be distributed to the Corporation during 2021.

During 2020, a variety of actuarially determined risk rate adjustments and settlements affecting MDwise and Excel were estimated and issued by the State, relating to claims and services occurring between January 1, 2015 and December 31, 2017. Management estimates a receivable of \$17,766 stemming from these adjustments and settlements, which is due to the Corporation in addition to the escrow balance discussed above. The balance is included within other receivables on the statement of net position and the revenue is included as a special item within the statement of activities and statement of revenues, expenses and changes in net position.

During 2015, the Corporation entered into a joint venture to create MDwise Marketplace, Inc. (Marketplace), which is a not-for-profit corporation that operates as a health maintenance organization and contracts with health care providers, as well as, MDwise Network, Inc. (Connect), which was created to supplement the operations of Marketplace. The investments in Marketplace and Connect are recorded in the Eskenazi Health Enterprise Fund and are accounted for under the equity method, as the Corporation is a 49% member of each. The carrying value of these joint ventures at December 31, 2020 was \$3,008.

Health and Hospital Corporation of Marion County, Indiana

(A Component Unit of the Consolidated City of Indianapolis - Marion County)

Notes to Basic Financial Statements

December 31, 2020

(Dollars in thousands)

As a result of the transfer of the membership interests in MDwise and Excel, both Marketplace and Connect ceased ongoing operations as of December 31, 2017. Since their operations ceased, remaining activities include payments of certain administrative expenses and amounts to health providers for services prior to January 1, 2018. Both entities were officially dissolved in November 2018 and a significant portion of assets were distributed throughout 2019 and 2020. Any remaining assets are to be distributed proportionally to the members after the complete wind up and liquidation of the entities' affairs.

	Marketplace and Connect
Total assets	\$ 6,247
Total liabilities	108
Members' equity	\$ 6,139
Excess of revenues over expenses	\$ 13,316

Complete financial statements for Marketplace and Connect can be obtained from administrative offices at 1200 Madison Avenue, Suite 400, Indianapolis, Indiana 46225.

Eskenazi Health has entered into agreements with MDwise to provide risk-based health care services, including, but not limited to inpatient, outpatient and physician services, to qualified Medicaid participants. Effective January 1, 2008, this program was expanded to include the provisions of the Healthy Indiana Plan (HIP) and during 2015, this program was expanded again to include HIP 2.0. The agreements and provision of services are referred to as the delivery systems.

Prior to January 1, 2019, Eskenazi Health received payments for the care of these Medicaid beneficiaries under a full-risk capitated payment methodology from MDwise and disbursed payments through a third-party administrator based upon processed claims. Under this full-risk model, while MDwise oversees the program and services, Eskenazi Health serves as its own network under MDwise, is responsible for administration, and bears all risks and rewards associated with its network. Under this model, Eskenazi Health recognizes individual financial statement elements specific to the delivery systems within its financial statements, which have historically included cash, receivables, other assets, other liabilities, and payables, including estimates for medical claims incurred but not reported (IBNR) and any other unpaid amounts. However, on December 31, 2018, the full-risk model was terminated. All activity subsequent to December 31, 2018, relates to the runout of claims and other matters incurred in 2018 or prior. At December 31, 2020, the financial statement elements for the full-risk model delivery systems are as follows, with significantly all receivables and payables relating to estimated settlements for risk rate adjustments for periods covering January 1, 2015 through December 31, 2018.

Health and Hospital Corporation of Marion County, Indiana

(A Component Unit of the Consolidated City of Indianapolis - Marion County)

Notes to Basic Financial Statements

December 31, 2020

(Dollars in thousands)

	December 31, 2020
Cash	\$ 42,731
Other receivables	1,210
	\$ 43,941
Accounts payable	\$ 54,071
Net position	(10,130)
	\$ 43,941

Effective January 1, 2019, Eskenazi Health and MDwise entered into an agreement which changed the compensation model for the delivery systems, from full-risk capitation to partial risk. Under this arrangement, Eskenazi Health is no longer solely responsible for its network; rather, Eskenazi Health and MDwise share equally in the profits and losses. MDwise is responsible for all administrative services, and as such, Eskenazi Health no longer holds cash balances to pay claims or receive capitated payments. Revenues and expenses, including for IBNR estimates of claims, are set to target a predetermined medical loss ratio and Eskenazi Health is only entitled to (responsible for) receipts (claims payments) below (in excess of) the target amount. Under this revised arrangement, the only financial statement element recorded by Eskenazi Health is a receivable (or payable) for its 50 percent share of the profits and losses. At December 31, 2020, the partial risk delivery system is recorded as a net receivable of \$6,732, which relates to its financial performance since the January 1, 2019 inception date.

HHC-HTA, LLC

The Corporation is a 50% partner in the HHC-HTA, LLC (formerly HHC/Duke Realty Development LLC) (LLC). LLC is a limited liability corporation established by the Corporation and Duke Realty to jointly develop and construct an office building located on the Eskenazi Health Campus. The office building is owned by the LLC. The Corporation owns the land under the building and has leased the land to the LLC for 50 years. The Corporation is expected to be the sole primary lessee of the building for the next 30 years but does have the authority to sublet as it wishes. The lease entered into by the Corporation was effective November 1, 2013 and has an escalation rate of 7.75% every five years. Future minimum lease payments required to be paid under the lease are included within the governmental activities as reported earlier in these notes. The Corporation, as a partner in the LLC, also receives a return on its equity investment equal to 8.25% over the life of the lease. The LLC will continue to own the building at the end of the 30 year lease. However, the Corporation may purchase the building at market value or continue to lease the building from the LLC at the end of the original lease period. The investment in the LLC is recorded in the governmental activities of the statement of net position and is accounted for under the equity method. The carrying value of this joint venture at December 31, 2020 was \$36,064. Complete financials for the LLC can be obtained from the Healthcare Trust of America administrative offices at 1300 Hospital Drive, Suite 170, Mount Pleasant, SC 29464.

Health and Hospital Corporation of Marion County, Indiana
(A Component Unit of the Consolidated City of Indianapolis - Marion County)
Notes to Basic Financial Statements
December 31, 2020
(Dollars in thousands)

The financial position and results of operations of the investee for the Corporation’s governmental activities are summarized below:

	HHC-HTA, LLC
Current assets	\$ 10,342
Property and other long-term assets, net	67,075
Total assets	77,417
Total liabilities	5,289
Members’ equity	\$ 72,128
Revenues	\$ 9,505
Excess of revenues over expenses	\$ 4,897

Note 22: Explanation of Certain Differences Between Governmental Fund Financial Statements and the Government-Wide Financial Statements

The governmental fund balance sheet includes a reconciliation between *fund balance – total governmental funds* and *net position - governmental activities* as reported in the government-wide statement of net position. One element of that reconciliation explains that “long-term liabilities, including bonds payable, are not due and payable in the current period and therefore are not reported in the fund statements (excludes matured bond principal and interest).” The details of this amount are as follows:

Bonds payable (including premium)	\$ 169,485
Capital lease obligations	408,454
Asserted and unasserted self-insurance claims	416
Accrued compensated absences	8,670
	\$ 587,025

The governmental fund statement of revenues, expenditures, and changes in fund balances includes a reconciliation between *net changes in fund balances - total governmental funds* and *changes in net position of governmental activities* as reported in the government-wide statement of activities. One element of that reconciliation explains that “the issuance of long-term debt (e.g., bonds, leases) provides current financial resources to governmental funds, while the repayment of the principal of long-term debt consumes the current financial resources of governmental funds.

Health and Hospital Corporation of Marion County, Indiana
(A Component Unit of the Consolidated City of Indianapolis - Marion County)

Notes to Basic Financial Statements

December 31, 2020

(Dollars in thousands)

Neither transaction, however, has any effect on net position. Also, governmental funds report the effect of bond insurance costs, premiums, discounts and similar items when debt is first issued, whereas these amounts are deferred and amortized in the statement of activities. This amount is the net effect of these differences (as applicable) in the treatment of long-term debt and related items.” The details of this amount are as follows:

Principal repayments on debt:	
General obligation bonds	\$ 5,730
Capital leases	12,597
Amortization of bond premium	184
Amortization of deferred loss on refunding	<u>(80)</u>
	<u><u>\$ 18,431</u></u>

Note 23: Concentrations of Credit Risk

Eskenazi Health and Long-Term Care grant credit without collateral to their patients, most of whom are generally insured under third-party agreements. The mix of net patient service receivables from patients and third-party payers at December 31, 2020 is as follows:

Commercial insurance	21%
Medicare	31%
Medicaid	38%
Self-pay	4%
Other	<u>6%</u>
	<u><u>100%</u></u>

Note 24: Contingencies

Litigation

In addition to pending medical malpractice claims, the Corporation has other litigation pending against it. It is the opinion of management that losses, if any, from pending litigation will not have a material adverse effect on its financial position, results of operations or liquidity.

Health and Hospital Corporation of Marion County, Indiana

(A Component Unit of the Consolidated City of Indianapolis - Marion County)

Notes to Basic Financial Statements

December 31, 2020

(Dollars in thousands)

Patient Billing Audits and Compliance Reviews

The Corporation is subject to various patient billing audits and compliance reviews by third party and governmental payers. As a result of these reviews, the Corporation has received demand letters alleging extrapolated overpayments relating to various programs. The Corporation conducts an in-depth review to determine the validity of each item noted within the reviews and vigorously defends the results of the reviews. Based on management's review and advice of legal counsel, management has recognized an estimate of the amount of ultimate expected loss as of December 31, 2020. Events could occur that would cause the estimate of ultimate loss to differ materially in the near term.

Government Grants

The Corporation participates in a number of federal financial assistance programs. Costs claimed for reimbursement are subject to audit and acceptance by the granting agency. The amount, if any, of expenditures which may be disallowed by the granting agencies cannot be determined at this time, although, the Corporation expects such amounts, if any, to be immaterial.

Note 25: COVID-19 Pandemic and CARES Act Funding

On March 11, 2020, the World Health Organization designated the SARS-CoV-2 virus and the incidence of COVID-19 (COVID-19) as a global pandemic. Patient volumes, occupancy, and the related revenues were significantly affected by COVID-19 as various policies were implemented by federal, state, and local governments in response to the pandemic that led many people to remain at home and forced the closure of or limitations on certain businesses, as well as suspended elective procedures by health care facilities.

While some of these policies have been eased and states have lifted moratoriums on non-emergent procedures, some restrictions remain in place, and some state and local governments re-imposed certain restrictions due to increasing rates of COVID-19 cases prior to the widespread availability of a vaccine.

The Corporation's pandemic response plan has multiple facets and continues to evolve as the pandemic unfolds. The Corporation has taken precautionary steps to enhance its operational and financial flexibility, and react to the risks the COVID-19 pandemic presents to its business, including the implementation of temporary targeted cost reduction initiatives and reduction of certain planned projects and capital expenditures.

Health and Hospital Corporation of Marion County, Indiana

(A Component Unit of the Consolidated City of Indianapolis - Marion County)

Notes to Basic Financial Statements

December 31, 2020

(Dollars in thousands)

The extent of the COVID-19 pandemic's adverse effect on the Corporation's operating results and financial condition has been and will continue to be driven by many factors, most of which are beyond the Corporation's control and ability to forecast. Such factors include, but are not limited to, the scope and duration of stay-at-home practices and business closures and restrictions, government-imposed or recommended suspensions of elective procedures, declines in patient volumes and occupancy for an indeterminable length of time, increases in the number of uninsured and underinsured patients as a result of higher sustained rates of unemployment, incremental expenses required for supplies and personal protective equipment, and changes in professional and general liability exposure.

Because of these and other uncertainties, the Corporation cannot estimate the length or severity of the effect of the pandemic on the Corporation's business. Decreases in cash flows and results of operations may have an effect on access to liquidity and on the inputs and assumptions used in significant accounting estimates, including estimated bad debts and contractual adjustments related to uninsured and other patient accounts.

Provider Relief Funds

During the year ended December 31, 2020, the Corporation received \$151,035 of distributions from the CARES Act Provider Relief Fund. These distributions from the Provider Relief Fund are not subject to repayment, provided the Corporation is able to attest to and comply with the terms and conditions of the funding, including demonstrating that the distributions received have been used for qualifying expenses or lost revenue attributable to COVID-19, as defined by the Department of Health and Human Services (HHS).

The Corporation accounts for such payments as voluntary nonexchange transactions in accordance with GASB Statement No. 33, *Accounting and Financial Reporting for Nonexchange Transactions*. Payments are recognized as grant revenue once the applicable terms and conditions required to retain the funds have been substantially met. Revenue recognized is classified as nonoperating and the associated cash flows are included within noncapital financing activities. Based on an analysis of the compliance and reporting requirements of the Provider Relief Fund and the effect of the pandemic on the Corporation's revenues and expenses through December 31, 2020, the Corporation recognized \$88,551 of distributions received from the Provider Relief Fund as grant revenue within the accompanying statement of revenues, expenses and changes in net position. The remaining unrecognized amount of distributions from the Provider Relief Fund of \$62,484 has been deferred and is included within unearned revenue in the accompany statement of net position. Subsequent to December 31, 2020, the Corporation received an additional \$5,987 of distributions from the Provider Relief Fund.

Health and Hospital Corporation of Marion County, Indiana

(A Component Unit of the Consolidated City of Indianapolis - Marion County)

Notes to Basic Financial Statements

December 31, 2020

(Dollars in thousands)

The Corporation will continue to monitor compliance with the terms and conditions of the Provider Relief Fund and the effect of the pandemic on its revenues and expenses. The terms and conditions governing the Provider Relief Funds are complex and subject to interpretation and change. If the Corporation is unable to attest to or comply with current or future terms and conditions, the Corporation's ability to retain some or all of the distributions received may be affected. Additionally, the amounts recorded in the financial statements compared to the Corporation's Provider Relief Fund reporting could differ. Provider Relief Fund payments are subject to government oversight, including potential audits.

Medicare Advance Payments

During the year ended December 31, 2020, the Corporation requested accelerated Medicare payments as provided for in the CARES Act, which allows for eligible health care facilities to request up to six months of advance Medicare payments for acute care hospitals or up to three months of advance Medicare payments for other health care providers. These amounts are expected to be recaptured by CMS according to the payback provisions.

Effective September 30, 2020, the payback provisions were revised and extended the payback period to begin one year after the issuance of the advance payment through a phased payback period approach. The first 11 months of the payback period will be at 25 percent of the remittance advice payment followed by a six-month payback period at 50 percent of the remittance advice payment. After the 17-month payback period (29 months after issuance of the advance payment), CMS expects any amount not paid back through the withhold amounts to be paid back in a lump-sum or interest will begin to accrue subsequent to the 29 months at a rate of 4 percent.

During the year ended December 31, 2020, the Corporation received approximately \$69,584 from these accelerated Medicare payment requests. Based on historical Medicare claims volumes, management believes \$38,831 million of the funds will be recouped by December 31, 2021 and are thus included as current liabilities. Amounts expected to be paid back subsequent to December 31, 2021 are recorded as noncurrent liabilities.

Health and Hospital Corporation of Marion County, Indiana
(A Component Unit of the Consolidated City of Indianapolis - Marion County)
Notes to Basic Financial Statements
December 31, 2020
(Dollars in thousands)

Other COVID-19 Funding

The Corporation received funding and/or recognized into revenue the following related to COVID-19 from other sources:

- The Corporation received \$2,626 in connection with HHS funding for the COVID-19 Testing for the Uninsured program. The Corporation recognized the full amount within net patient service revenue on the statement of revenues, expenses and changes in net position, as this funding constitutes reimbursement for care or treatment provided by the Hospital.
- The Corporation's long-term care facilities were subject to Medicaid rate increases instituted in response to the COVID-19 pandemic. Additionally, certain "COVID ready" facilities received additional increases in Medicaid rates and per diems during portions of 2020. Revenue approximating \$15,791 associated with these rate increases is included within net patient service revenue on the statement of revenues, expenses and changes in net position, as this funding constitutes reimbursement for care or treatment provided. Further, the federal government's response to COVID-19 temporarily reduced the non-federal share of Medicaid supplemental payments through the UPL program received by Long-Term Care, which increased supplemental payment revenue during 2020.

**Required Supplementary Information
(Other Than MD&A) (Unaudited)**

Health and Hospital Corporation of Marion County, Indiana
(A Component Unit of the Consolidated City of Indianapolis - Marion County)
Required Supplementary Information
Schedule of Corporation's Proportionate Share of the Net Pension Liability
Indiana Public Employees' Retirement Fund (PERF)
Last 10 Fiscal Years*
(Dollars in thousands)

	2020	2019	2018	2017	2016	2015	2014
Corporation's proportion of the net pension liability	3.1638%	3.3767%	4.0904%	4.1264%	4.4914%	4.6000%	4.8248%
Corporation's proportionate share of the net pension liability	\$ 95,558	\$ 111,601	\$ 138,952	\$ 184,103	\$ 203,839	\$ 187,353	\$ 126,794
Corporation's covered payroll	\$ 170,799	\$ 175,927	\$ 208,716	\$ 204,720	\$ 215,254	\$ 220,331	\$ 235,563
Corporation's proportionate share of the net pension liability as a percentage of its covered payroll	56%	63%	67%	90%	95%	85%	54%
Plan fiduciary net position as a percentage of the total pension liability	81%	80%	79%	73%	71%	73%	81%

* The amounts presented for each fiscal year were determined as of June 30 (measurement date). Ten years of information is required to be disclosed and will be added as the information becomes available.

Notes to Schedule:

Benefit changes: No changes.

Changes of assumptions: As a result of the 2014-2019 Experience Study completed in February 2020, the following changes were made: 1) The future salary increase assumption changed from an age-based table ranging from 2.50% to 4.25% to a service-based table ranging from 2.75% to 8.75%; 2) The mortality assumption changed from the RP-2014 Total Data Set Mortality Table to the Pub-2010 public Retirement Plans Mortality Plans; 3) The retirement assumption was updated to an age-based table dependent on eligibility for a reduced benefit or unreduced benefit. Additionally, for actives who are eligible for early retirement, 30% are assumed to commence benefits immediately and 70% are assumed to commence benefits at unreduced retirement eligibility (previously 33% and 67%, respectively); 4) The termination assumption tables for state members were combined from being split by salary and sex to being one unisex service-based table. For members in political subdivisions earning more than \$20,000, the sex-distinct tables were combined to one unisex service-based table, while members in political subdivisions earning less than \$20,000 maintained their sex-distinct age-based table and the rates were updated based on experience; 5) The disability assumption was updated based on recent experience; 6) The marital assumption was updated to assume 80% of male members and 65% of female members are married or have a dependent beneficiary (previously 75% and 60%, respectively); 7) The load placed on the final average earnings to account for additional wages received upon termination, such as severance or unused sick leave, decreased from \$400 to \$200.

Health and Hospital Corporation of Marion County, Indiana
(A Component Unit of the Consolidated City of Indianapolis - Marion County)

Required Supplementary Information
Schedule of Corporation's Pension Contributions
Indiana Public Employees' Retirement Fund (PERF)
Last 10 Fiscal Years*
(Dollars in thousands)

	2020	2019	2018	2017	2016	2015	2014
Contractually required contribution	\$ 19,586	\$ 19,173	\$ 20,552	\$ 22,244	\$ 23,175	\$ 24,534	\$ 26,107
Contributions in relation to the contractually required contribution	<u>19,586</u>	<u>19,173</u>	<u>20,552</u>	<u>22,244</u>	<u>23,175</u>	<u>24,534</u>	<u>26,107</u>
Contribution excess (deficiency)	<u>\$ -</u>	<u>\$ -</u>	<u>\$ -</u>	<u>\$ -</u>	<u>\$ -</u>	<u>\$ -</u>	<u>\$ -</u>
Corporation's covered payroll	\$ 176,111	\$ 171,342	\$ 183,817	\$ 197,353	\$ 206,962	\$ 219,944	\$ 195,739
Contributions as a percentage of covered payroll	11.12%	11.19%	11.18%	11.27%	11.20%	11.15%	13.34%

* The amounts presented for each fiscal year were determined as of June 30 (measurement date). Ten years of information is required to be disclosed and will be added as the information becomes available.

Notes to Schedule:

Benefit changes: No changes.

Changes of assumptions: As a result of the 2014-2019 Experience Study completed in February 2020, the following changes were made: 1) The future salary increase assumption changed from an age-based table ranging from 2.50% to 4.25% to a service-based table ranging from 2.75% to 8.75%; 2) The mortality assumption changed from the RP-2014 Total Data Set Mortality Table to the Pub-2010 public Retirement Plans Mortality Plans; 3) The retirement assumption was updated to an age-based table dependent on eligibility for a reduced benefit or unreduced benefit. Additionally, for actives who are eligible for early retirement, 30% are assumed to commence benefits immediately and 70% are assumed to commence benefits at unreduced retirement eligibility (previously 33% and 67%, respectively); 4) The termination assumption tables for state members were combined from being split by salary and sex to being one unisex service-based table. For members in political subdivisions earning more than \$20,000, the sex-distinct tables were combined to one unisex service-based table, while members in political subdivisions earning less than \$20,000 maintained their sex-distinct age-based table and the rates were updated based on experience; 5) The disability assumption was updated based on recent experience; 6) The marital assumption was updated to assume 80% of male members and 65% of female members are married or have a dependent beneficiary (previously 75% and 60%, respectively); 7) The load placed on the final average earnings to account for additional wages received upon termination, such as severance or unused sick leave, decreased from \$400 to \$200.

Changes in actuarial methods: No changes.

Health and Hospital Corporation of Marion County, Indiana
(A Component Unit of the Consolidated City of Indianapolis - Marion County)

Required Supplementary Information - Budgetary Comparison
Schedule of Revenues, Expenditures and Changes in Fund Balances

Budget and Actual - General Fund
For the Year Ended December 31, 2020

(Dollars in thousands)

	Budgeted Amounts		Actual Amounts	Variance With Final Budget- Positive (Negative)
	Original	Final		
Revenues				
Taxes	\$ 130,700	\$ 130,700	\$ 134,933	\$ 4,233
Licenses and permits	4,669	4,669	4,403	(266)
Intergovernmental	500	500	618	118
Charges for services	1,525	1,525	765	(760)
Medicaid special revenue (net of intergovernmental transfers)	(45,001)	(45,001)	(68,724)	(23,723)
Interest	3,000	3,000	2,034	(966)
Grants	29,760	29,760	32,872	3,112
Miscellaneous	3,806	3,806	11,481	7,675
Total revenues	<u>128,959</u>	<u>128,959</u>	<u>118,382</u>	<u>(10,577)</u>
Expenditures				
Personal services	75,352	75,352	69,626	5,726
Supplies	9,427	9,427	6,988	2,439
Other charges and services	84,007	84,007	57,351	26,656
Capital outlays	10,507	10,507	6,334	4,173
Total expenditures	<u>179,293</u>	<u>179,293</u>	<u>140,299</u>	<u>38,994</u>
Other Financing Uses				
Transfers in	205,000	205,000	207,990	2,990
Transfers out	(150,595)	(150,595)	(160,650)	(10,055)
Total other financing uses	<u>54,405</u>	<u>54,405</u>	<u>47,340</u>	<u>(7,065)</u>
Net change in fund balances	4,071	4,071	25,423	21,352
Fund balances - beginning of year	<u>42,376</u>	<u>42,376</u>	<u>430,595</u>	<u>388,219</u>
Fund balances - end of year	<u>\$ 46,447</u>	<u>\$ 46,447</u>	<u>\$ 456,018</u>	<u>\$ 409,571</u>

Health and Hospital Corporation of Marion County, Indiana
(A Component Unit of the Consolidated City of Indianapolis - Marion County)
Notes to the Required Supplementary Information - Budgetary Comparison
December 31, 2020
(Dollars in thousands)

Budgets and Budgetary Accounting

The Corporation is required by state statute to prepare a budget each calendar year. The budget is prepared for the General, Debt Service and Capital Projects, but is not required for certain activities of the Capital Projects Funds since they are controlled by bond indentures. The Corporation's annual budget is subjected to review by the Corporation's Board of Trustees and the City-County Council, and approved by the State of Indiana Department of Local Government Finance (DLGF). Any additional appropriations that increase the total expenditures require approval by the Corporation's Board of Trustees and the DLGF. Any decreases to total appropriated expenditures require the approval by the Corporation's Board of Trustees but not the DLGF. Budgetary control is exercised at the object of expenditure level. Management may amend department and cost center budgets without seeking Board approval, as long as the total appropriation by Division, and by object of expenditure, remains unchanged.

The General, Capital Projects, and Debt Service Funds budgets are adopted on a basis not consistent with GAAP for revenue as it is a mix of accrual and cash basis. Encumbrances are treated as expenditures for the year in which the commitment to purchase is incurred for budgetary purposes.

Encumbrance Accounting

For accounting purposes, purchase orders, contracts and other anticipated obligations to expend monies are recorded as encumbrances in governmental fund types in order to reserve that portion of the applicable appropriation. Encumbrances and their underlying appropriations do not lapse with the expiration of the budget period.

Reconciliation of Budgetary Basis Actual to GAAP Basis Actual

The schedule of revenues, expenditures and changes in fund balances - budget and actual presents comparisons of the legally adopted budget with actual data on a budgetary basis. Because the budgetary and GAAP presentations of actual data differ for the General Fund expenditures, a reconciliation of the two presentations is presented below for the General Fund.

Net change in fund balance - GAAP basis	\$ 109,828
Add (Deduct):	
Encumbrances as of year-end	(24,582)
Change in prepaid expenditures	2,927
Change in accounts receivable	(69,788)
Change in accounts payable	1,499
Change in self-insurance claims	1,051
Change in accrued expense	4,488
	4,488
Net change in fund balance - Budgetary Basis	\$ 25,423

Other Supplementary Information

Health and Hospital Corporation of Marion County, Indiana
(A Component Unit of the Consolidated City of Indianapolis - Marion County)
Schedule of Revenues, Expenditures and Changes in Fund Balances
Budget and Actual - Debt Service Fund
For the Year Ended December 31, 2020
(Dollars in thousands)

	Budgeted Amounts		Actual Amounts	Variance With Final Budget- Positive (Negative)
	Original	Final		
Revenues				
Taxes	\$ 2,116	\$ 2,116	\$ 2,148	\$ 32
Interest	50	50	52	2
Miscellaneous	10,055	10,055	-	(10,055)
Total revenues	<u>12,221</u>	<u>12,221</u>	<u>2,200</u>	<u>(10,021)</u>
Expenditures				
Principal retirement	5,730	5,730	18,327	(12,597)
Interest and fiscal charges	50,044	50,044	37,405	12,639
Total expenditures	<u>55,774</u>	<u>55,774</u>	<u>55,732</u>	<u>42</u>
Excess of revenues over expenditures	<u>(43,553)</u>	<u>(43,553)</u>	<u>(53,532)</u>	<u>(9,979)</u>
Other Financing Sources				
Transfers in	43,311	43,311	53,366	10,055
Total other financing sources	<u>43,311</u>	<u>43,311</u>	<u>53,366</u>	<u>10,055</u>
Net change in fund balances	(242)	(242)	(166)	76
Fund balances - beginning of year	<u>(86,758)</u>	<u>(86,758)</u>	<u>4,467</u>	<u>91,225</u>
Fund balances - end of year	<u>\$ (87,000)</u>	<u>\$ (87,000)</u>	<u>\$ 4,301</u>	<u>\$ 91,301</u>

Health and Hospital Corporation of Marion County, Indiana
(A Component Unit of the Consolidated City of Indianapolis - Marion County)

Schedule of Revenues, Expenditures and Changes in Fund Balances

Budget and Actual - Capital Projects Fund

For the Year Ended December 31, 2020

(Dollars in thousands)

	<u>Budgeted Amounts</u>		<u>Actual Amounts</u>	<u>Variance With Final Budget- Positive (Negative)</u>
	<u>Original</u>	<u>Final</u>		
Revenues				
Taxes	\$ 246	\$ 246	\$ 251	\$ 5
Interest	500	500	403	(97)
Total revenues	<u>746</u>	<u>746</u>	<u>654</u>	<u>(92)</u>
Expenditures				
Capital outlays	<u>25,000</u>	<u>25,000</u>	<u>3,900</u>	<u>21,100</u>
Total expenditures	<u>25,000</u>	<u>25,000</u>	<u>3,900</u>	<u>21,100</u>
Excess of revenues over expenditures	<u>(24,254)</u>	<u>(24,254)</u>	<u>(3,246)</u>	<u>21,008</u>
Other Financing Sources				
Transfers in	<u>15,000</u>	<u>15,000</u>	<u>15,000</u>	<u>-</u>
Total other financing sources	<u>15,000</u>	<u>15,000</u>	<u>15,000</u>	<u>-</u>
Net change in fund balances	(9,254)	(9,254)	11,754	21,008
Fund Balances - beginning of year	<u>(54,878)</u>	<u>(54,878)</u>	<u>84,191</u>	<u>139,069</u>
Fund balances - end of year	<u>\$ (64,132)</u>	<u>\$ (64,132)</u>	<u>\$ 95,945</u>	<u>\$ 160,077</u>

Statistical Section (Unaudited)

Health and Hospital Corporation of Marion County, Indiana

(A Component Unit of the Consolidated City of Indianapolis - Marion County)

Statistical Section (Unaudited)

Table of Contents

The statistical section of this report presents detailed information in order to understand what the information in the financial statements, note disclosures and required supplementary information says about the government's overall financial health.

Financial Trends

Tables I-IV contain trend information to help the reader understand how the Corporation's financial performance and well-being have changed over time.

Revenue Capacity

Tables V-VIII contain information to help the reader assess one of the Corporation's most significant sources of revenue, property taxes.

Debt Capacity

Tables IX-XII present information to help the reader assess the affordability of the Corporation's current levels of outstanding debt and the Corporation's ability to issue additional debt in the future.

Demographic and Economic Information

Tables XIII and Table XIV offer demographic and economic indicators to help the reader understand the environment within which the Corporation's financial activities take place.

Operating Information

Tables XV-XVII contain service and infrastructure data to help the reader understand how the information in the Corporation's financial report relates to the services the Corporation provides and the activities it performs.

Health and Hospital Corporation of Marion County, Indiana
(A Component Unit of the Consolidated City of Indianapolis - Marion County)

Table I
Net Position by Component - Accrual Basis of Accounting
Last Ten Fiscal Years
(Dollars in thousands)

	December 31									
	2020	2019	2018	2017	2016	2015	2014	2013	2012	2011
Primary Government										
Governmental activities										
Net investment in capital assets	\$ 17,222	\$ 26,770	\$ 22,839	\$ 22,108	\$ 16,462	\$ 29,633	\$ 9,860	\$ 12,506	\$ 10,475	\$ 19,442
Restricted	14,147	13,539	645	243	412	165	568	640	-	-
Unrestricted	87,666	(17,339)	(113,452)	(148,962)	(200,702)	(300,861)	(346,636)	(400,647)	272,217	153,755
Total governmental activities net position	\$ 119,035	\$ 22,970	\$ (89,968)	\$ (126,611)	\$ (183,828)	\$ (271,063)	\$ (336,208)	\$ (387,501)	\$ 282,692	\$ 173,197
Business-type activities										
Net investment in capital assets	\$ 662,601	\$ 661,701	\$ 699,533	\$ 732,588	\$ 765,328	\$ 766,711	\$ 799,874	\$ 825,154	\$ 121,147	\$ 98,754
Restricted	-	-	-	-	-	-	-	1,235	-	-
Unrestricted	364,926	288,818	240,632	220,560	123,917	186,470	308,634	178,070	181,699	134,746
Total business-type activities net position	\$ 1,027,527	\$ 950,519	\$ 940,165	\$ 953,148	\$ 889,245	\$ 953,181	\$ 1,108,508	\$ 1,004,459	\$ 302,846	\$ 233,500
Primary Government										
Net investment in capital assets	\$ 679,823	\$ 688,471	\$ 722,372	\$ 754,696	\$ 781,790	\$ 796,344	\$ 809,734	\$ 837,660	\$ 131,622	\$ 118,196
Restricted	14,147	13,539	645	243	412	165	568	1,875	-	-
Unrestricted	452,592	271,479	127,180	71,598	(76,785)	(114,391)	(38,002)	(222,577)	453,916	288,501
Total primary government net position	\$ 1,146,562	\$ 973,489	\$ 850,197	\$ 826,537	\$ 705,417	\$ 682,118	\$ 772,300	\$ 616,958	\$ 585,538	\$ 406,697

Health and Hospital Corporation of Marion County, Indiana

(A Component Unit of the Consolidated City of Indianapolis - Marion County)

Table II
Schedule of Changes in Net Position - Accrual Basis of Accounting
Last Ten Fiscal Years
(Dollars in thousands)

	Years Ended December 31									
	2020	2019	2018	2017	2016	2015	2014	2013	2012	2011
Expenses										
Governmental activities										
Administration and finance	\$ 47,949	\$ 47,103	\$ 50,974	\$ 41,372	\$ 35,579	\$ 32,283	\$ 33,152	\$ 27,171	\$ 27,704	\$ 23,045
Healthcare delivery	71,126	81,302	100,117	103,450	120,086	85,678	108,604	100,675	93,738	-
Health improvement	37,380	40,226	37,377	36,061	35,062	32,540	30,227	28,528	29,487	28,918
Communicable disease prevention	35,529	17,881	17,501	17,613	17,374	16,531	15,538	15,220	13,910	14,389
Water quality and hazardous materials management	2,091	2,582	2,517	2,506	2,439	2,365	2,213	2,076	1,984	2,006
Vector disease control	3,032	3,477	3,494	3,443	3,593	3,347	3,545	3,515	3,411	3,955
Housing and neighborhood health	4,911	5,757	5,132	4,953	5,055	4,930	5,180	5,224	6,365	6,987
Consumer and employee risk reduction	1,752	2,101	2,001	2,034	1,944	1,841	1,808	1,693	1,712	1,796
Interest on long-term debt	37,305	38,384	39,439	40,425	41,250	39,406	40,572	41,925	39,583	49,637
Total governmental activities expenses	<u>241,075</u>	<u>238,813</u>	<u>258,552</u>	<u>251,857</u>	<u>262,382</u>	<u>218,921</u>	<u>240,839</u>	<u>226,027</u>	<u>217,894</u>	<u>130,733</u>
Business-type activities										
Eskenazi Health	764,217	735,835	731,439	717,858	664,886	617,220	588,246	538,715	520,311	519,775
LT Care	780,706	753,824	734,548	719,059	717,573	672,134	600,063	571,764	549,408	426,847
Total business-type activities expenses	<u>1,544,923</u>	<u>1,489,659</u>	<u>1,465,987</u>	<u>1,436,917</u>	<u>1,382,459</u>	<u>1,289,354</u>	<u>1,188,309</u>	<u>1,110,479</u>	<u>1,069,719</u>	<u>946,622</u>
Total primary government expenses	<u>\$ 1,785,998</u>	<u>\$ 1,728,472</u>	<u>\$ 1,724,539</u>	<u>\$ 1,688,774</u>	<u>\$ 1,644,841</u>	<u>\$ 1,508,275</u>	<u>\$ 1,429,148</u>	<u>\$ 1,336,506</u>	<u>\$ 1,287,613</u>	<u>\$ 1,077,355</u>
Program Revenues										
Governmental activities										
Charges for services										
Administration and finance (1)	\$ 2,342	\$ 1,384	\$ 1,323	\$ 17,514	\$ 4,944	\$ 4,853	\$ 5,019	\$ 3,602	\$ 982	\$ 3,376
Healthcare delivery	-	-	-	-	-	3,843	-	-	-	-
Health improvement	3,431	3,582	3,822	3,594	3,662	472	3,198	2,389	3,055	2,259
Communicable disease prevention	294	569	503	562	516	366	472	663	557	559
Water quality and hazardous materials management	457	499	474	366	373	567	360	357	356	353
Vector disease control	441	480	598	722	614	87	449	500	552	563
Housing and neighborhood health	23	89	98	92	116	2,370	361	417	413	469
Consumer and employee risk reduction	2,273	2,491	2,500	2,496	2,405	33,446	2,281	2,183	2,149	2,178
Operating grants and contributions (1)	35,169	22,470	25,069	27,295	33,768	336	72,403	54,429	57,702	47,974
Capital grants and contributions	66	75	25	2,025	13	-	-	6,000	16,148	1,533
Total governmental activities program revenues	<u>44,496</u>	<u>31,639</u>	<u>34,412</u>	<u>54,666</u>	<u>46,411</u>	<u>46,340</u>	<u>84,543</u>	<u>70,540</u>	<u>81,914</u>	<u>59,264</u>

(1) Certain intergovernmental revenues have been reclassified in 2011-2015; amounts in prior years have not been revised.

Health and Hospital Corporation of Marion County, Indiana
(A Component Unit of the Consolidated City of Indianapolis - Marion County)

Table II - Continued
Schedule of Changes in Net Position - Accrual Basis of Accounting
Last Ten Fiscal Years
(Dollars in thousands)

	Years Ended December 31									
	2020	2019	2018	2017	2016	2015	2014	2013	2012	2011
Business-type activities										
Charges for services										
Eskenazi Health	\$ 654,831	\$ 577,062	\$ 558,194	\$ 536,369	\$ 385,019	\$ 393,516	\$ 441,151	\$ 326,832	\$ 380,864	\$ 261,819
LT Care	933,884	949,995	969,592	958,177	990,101	892,469	807,418	763,693	690,329	574,233
Operating grants and contributions	112,176	25,359	26,691	29,071	26,566	27,621	24,942	20,534	20,058	20,460
Capital grants and contributions	-	-	-	-	-	-	-	2,224	-	-
Total business-type activities program revenue	<u>1,700,891</u>	<u>1,552,416</u>	<u>1,554,477</u>	<u>1,523,617</u>	<u>1,401,686</u>	<u>1,313,606</u>	<u>1,273,511</u>	<u>1,113,283</u>	<u>1,091,251</u>	<u>856,512</u>
Total primary government program revenues	<u>\$ 1,745,387</u>	<u>\$ 1,584,055</u>	<u>\$ 1,588,889</u>	<u>\$ 1,578,283</u>	<u>\$ 1,448,097</u>	<u>\$ 1,359,946</u>	<u>\$ 1,358,054</u>	<u>\$ 1,183,823</u>	<u>\$ 1,173,165</u>	<u>\$ 915,776</u>
Net program (expense)/revenue										
Governmental activities	\$ (196,579)	\$ (207,174)	\$ (224,140)	\$ (197,191)	\$ (215,971)	\$ (172,581)	\$ (156,296)	\$ (155,487)	\$ (135,981)	\$ (71,467)
Business-type activities	155,968	62,757	88,490	86,700	19,227	24,251	85,202	2,805	21,532	(90,109)
Total primary government net expense	<u>\$ (40,611)</u>	<u>\$ (144,417)</u>	<u>\$ (135,650)</u>	<u>\$ (110,491)</u>	<u>\$ (196,744)</u>	<u>\$ (148,330)</u>	<u>\$ (71,094)</u>	<u>\$ (152,682)</u>	<u>\$ (114,449)</u>	<u>\$ (161,576)</u>
General Revenues and Other Changes in Net Position										
Governmental activities										
Taxes										
Property and HCI taxes	\$ 128,679	\$ 126,457	\$ 123,512	\$ 119,300	\$ 113,931	\$ 110,577	\$ 111,475	\$ 106,708	\$ 105,628	\$ 104,742
Excise taxes	6,963	6,648	6,525	6,413	5,949	5,604	5,762	5,518	5,552	5,269
Financial institution taxes	1,690	1,556	1,192	1,261	1,402	1,300	1,226	1,287	1,286	1,319
Medicaid special revenue	41,826	90,338	26,565	23,429	87,487	65,467	79,228	63,708	168,170	14,374
Build America Bonds interest subsidies	10,255	10,191	10,153	10,115	10,105	10,083	10,061	9,985	10,848	13,775
Unrestricted investment earnings	2,365	8,979	5,885	2,174	316	158	88	580	356	1,316
Special items	-	4,042	-	-	-	-	-	-	-	-
Transfers	100,866	71,901	90,642	91,716	84,016	67,697	(251)	(700,662)	(46,363)	(86,656)
Total governmental activities	<u>292,644</u>	<u>320,112</u>	<u>264,474</u>	<u>254,408</u>	<u>303,206</u>	<u>260,886</u>	<u>207,589</u>	<u>(512,876)</u>	<u>245,477</u>	<u>54,139</u>

Health and Hospital Corporation of Marion County, Indiana
(A Component Unit of the Consolidated City of Indianapolis - Marion County)

Table II - Continued
Schedule of Changes in Net Position - Accrual Basis of Accounting
Last Ten Fiscal Years
(Dollars in thousands)

	2020	2019	2018	2017	Years Ended December 31		2014	2013	2012	2011
					2016	2015				
Business-type activities										
Unrestricted investment earnings	\$ 4,140	\$ 6,181	\$ 1,441	\$ 2,344	\$ 854	\$ (13)	\$ 154	\$ (1,853)	\$ 1,451	\$ 1,511
Special items	17,766	13,317	-	66,575	-	-	-	-	-	-
Transfers	(100,866)	(71,901)	(90,642)	(91,716)	(84,016)	(67,697)	251	700,662	46,363	86,656
Total general revenues, special items and transfers	<u>(78,960)</u>	<u>(52,403)</u>	<u>(89,201)</u>	<u>(22,797)</u>	<u>(83,162)</u>	<u>(67,710)</u>	<u>405</u>	<u>698,809</u>	<u>47,814</u>	<u>88,167</u>
Total primary government	<u>\$ 213,684</u>	<u>\$ 267,709</u>	<u>\$ 175,273</u>	<u>\$ 231,611</u>	<u>\$ 220,044</u>	<u>\$ 193,176</u>	<u>\$ 207,994</u>	<u>\$ 185,933</u>	<u>\$ 293,291</u>	<u>\$ 142,306</u>
Change in Net Position										
Governmental activities	\$ 96,065	\$ 112,938	\$ 40,334	\$ 57,217	\$ 87,235	\$ 88,305	\$ 51,293	\$ (668,362)	\$ 109,495	\$ (17,327)
Business-type activities	<u>77,008</u>	<u>10,354</u>	<u>(711)</u>	<u>63,903</u>	<u>(63,935)</u>	<u>(43,459)</u>	<u>85,606</u>	<u>701,613</u>	<u>69,346</u>	<u>(1,941)</u>
Total primary government	<u>\$ 173,073</u>	<u>\$ 123,292</u>	<u>\$ 39,623</u>	<u>\$ 121,120</u>	<u>\$ 23,300</u>	<u>\$ 44,846</u>	<u>\$ 136,899</u>	<u>\$ 33,251</u>	<u>\$ 178,841</u>	<u>\$ (19,268)</u>

Health and Hospital Corporation of Marion County, Indiana
(A Component Unit of the Consolidated City of Indianapolis - Marion County)

Table III

Fund Balances, Governmental Funds - Modified Accrual Basis of Accounting
Last Ten Fiscal Years
(Dollars in thousands)

	December 31									
	2020	2019	2018	2017	2016	2015	2014	2013	2012	2011
General Fund										
Nonspendable	\$ 391	\$ 3,319	\$ 619	\$ 348	\$ 328	\$ 369	\$ 342	\$ 401	\$ 478	\$ 418
Assigned	24,582	17,166	8,335	5,397	2,326	1,640	1,073	950	2,252	3,175
Unassigned	539,836	434,496	385,884	376,632	360,767	297,574	245,037	178,952	227,496	131,937
Total general fund	<u>\$ 564,809</u>	<u>\$ 454,981</u>	<u>\$ 394,838</u>	<u>\$ 382,377</u>	<u>\$ 363,421</u>	<u>\$ 299,583</u>	<u>\$ 246,452</u>	<u>\$ 180,303</u>	<u>\$ 230,226</u>	<u>\$ 135,530</u>
All Other Governmental Funds										
Restricted, reported in										
Debt service fund	\$ 7,583	\$ 12,674	\$ 12,744	\$ 16,211	\$ 16,162	\$ 16,160	\$ 16,148	\$ 16,119	\$ 16,035	\$ 17,494
Capital projects fund	-	-	-	-	-	-	-	845	62,634	123,726
Assigned, reported in										
Debt service fund	1,263	1,476	1,250	1,207	1,073	971	1,291	709	12	-
Capital projects fund	84,775	73,312	75,982	57,963	43,637	30,247	17,600	16,550	13,560	-
Unassigned, reported in										
Debt service fund	-	-	-	-	-	-	-	-	-	(634)
Total all other governmental funds	<u>\$ 93,621</u>	<u>\$ 87,462</u>	<u>\$ 89,976</u>	<u>\$ 75,381</u>	<u>\$ 60,872</u>	<u>\$ 47,378</u>	<u>\$ 35,039</u>	<u>\$ 34,223</u>	<u>\$ 92,241</u>	<u>\$ 140,586</u>

Health and Hospital Corporation of Marion County, Indiana
(A Component Unit of the Consolidated City of Indianapolis - Marion County)

Table IV
Changes in Fund Balances - Governmental Funds
Last Ten Fiscal Years
(Dollars in thousands)

	Years Ending December 31									
	2020	2019	2018	2017	2016	2015	2014	2013	2012	2011
Revenues										
Taxes	\$ 137,332	\$ 134,660	\$ 131,232	\$ 126,974	\$ 121,282	\$ 117,481	\$ 118,464	\$ 113,513	\$ 112,466	\$ 111,331
Licenses and permits	4,403	4,663	4,684	4,576	4,487	4,464	4,342	4,112	3,902	3,933
Intergovernmental	33,767	22,616	19,814	19,343	18,502	18,126	16,329	53,467	58,177	36,825
Charges for services	765	1,364	1,575	1,456	1,855	1,105	1,182	1,314	1,148	1,171
Medicaid special revenue	71,469	63,701	26,426	26,581	89,452	58,910	104,327	37,142	167,936	14,374
Build America Bonds interest subsidies	5,117	10,191	10,153	10,115	10,105	10,083	10,061	9,985	10,848	13,775
Contributions	-	-	5,500	8,048	15,000	15,500	57,710	6,000	16,000	12,900
Investment income	5,492	12,136	9,023	3,899	3,366	2,208	3,413	170	356	1,316
Miscellaneous	7,524	9,249	5,786	9,468	5,770	4,511	3,779	2,399	2,747	4,410
Total revenues	265,869	258,580	214,193	210,460	269,819	232,388	319,607	228,102	373,580	200,035
Expenditures										
Administrative	50,319	47,009	53,018	42,008	35,846	31,883	29,593	25,135	24,869	23,875
Population health	29,957	28,596	27,781	26,620	26,680	25,722	25,116	24,776	22,599	23,718
Environmental health	11,423	13,071	12,514	11,781	12,213	11,958	12,503	12,333	12,791	12,402
Health center program	981	1,055	1,003	896	1,103	1,026	1,071	965	1,155	1,615
Data processing	6,103	5,152	5,139	4,940	4,144	3,747	3,500	3,556	3,234	3,035
Grants program	34,338	21,488	19,010	18,412	17,825	17,107	15,597	14,697	15,090	16,547
Capital outlays	5,609	26,617	5,321	4,868	2,871	3,755	15,635	275,368	286,375	158,620
Debt service										
Principal	18,327	17,256	16,209	15,239	14,426	16,280	15,119	13,810	13,300	2,455
Interest and fiscal charges	37,405	38,480	39,523	40,497	41,307	39,456	40,617	41,925	39,583	49,637
Intergovernmental	71,126	81,302	100,117	103,450	120,086	85,678	108,604	100,675	93,738	-
Total expenditures	265,588	280,026	279,635	268,711	276,501	236,612	267,355	513,240	512,734	291,904
Excess (deficiency) of revenues over (under) expenditures	281	(21,446)	(65,442)	(58,251)	(6,682)	(4,224)	52,252	(285,138)	(139,154)	(91,869)

Health and Hospital Corporation of Marion County, Indiana
(A Component Unit of the Consolidated City of Indianapolis - Marion County)

Table IV - Continued
Changes in Fund Balances - Governmental Funds
Last Ten Fiscal Years
(Dollars in thousands)

	2020	2019	2018	2017	2016	2015	2014	2013	2012	2011
Other Financing Sources (Uses)										
Other debt issued	\$ -	\$ -	\$ -	\$ -	\$ -	\$ -	\$ 94	\$ 151,304	\$ 190,305	\$ 89,273
Transfers in	286,611	252,426	296,271	296,262	357,047	300,974	205,984	277,856	175,086	138,174
Transfers out	(170,905)	(173,351)	(203,773)	(204,546)	(273,031)	(231,282)	(191,364)	(251,963)	(179,886)	(224,831)
Total other financing sources (uses), net	<u>115,706</u>	<u>79,075</u>	<u>92,498</u>	<u>91,716</u>	<u>84,016</u>	<u>69,692</u>	<u>14,714</u>	<u>177,197</u>	<u>185,505</u>	<u>2,616</u>
Net change in fund balances	<u>\$ 115,987</u>	<u>\$ 57,629</u>	<u>\$ 27,056</u>	<u>\$ 33,465</u>	<u>\$ 77,334</u>	<u>\$ 65,468</u>	<u>\$ 66,966</u>	<u>\$ (107,941)</u>	<u>\$ 46,351</u>	<u>\$ (89,253)</u>
Debt service as a percentage of noncapital expenditures	21.4%	22.0%	20.3%	21.1%	21.1%	20.4%	23.9%	22.1%	20.9%	23.0%
Debt service expenditures	\$ 55,732	\$ 55,736	\$ 55,732	\$ 55,736	\$ 55,733	\$ 55,736	\$ 55,736	\$ 55,735	\$ 52,883	\$ 52,092
Noncapital expenditures	259,979	253,409	274,314	263,843	263,843	273,630	232,857	251,999	253,072	226,358

Health and Hospital Corporation of Marion County, Indiana
(A Component Unit of the Consolidated City of Indianapolis - Marion County)

Table V

Assessed Value and Estimated Actual Value of Taxable Property

December 31, 2020

(Dollars in thousands)

Year	Real Property		Personal Property		Total		Total Direct Tax Rate
	Assessed Value (1)	True Tax Value	Assessed Value (1)	True Tax Value	Assessed Value (1)	True Tax Value	
2020	\$ 43,112,252	\$ 43,112,252	\$ 6,906,428	\$ 6,906,428	\$ 50,018,680	\$ 50,018,680	0.2039
2019	40,967,917	40,967,917	6,837,711	6,837,711	47,805,628	47,805,628	0.2106
2018	39,556,997	39,556,997	6,700,531	6,700,531	46,257,528	46,257,528	0.2083
2017	37,570,129	37,570,129	6,659,770	6,659,770	44,229,899	44,229,899	0.2076
2016	36,739,079	36,739,079	6,325,056	6,325,056	43,064,135	43,064,135	0.2016
2015	36,808,352	36,808,352	6,160,989	6,160,989	42,969,341	42,969,341	0.1932
2014	33,971,641	33,971,641	5,972,597	5,972,597	39,944,238	39,944,238	0.2029
2013	34,038,407	34,038,407	5,841,671	5,841,671	39,880,078	39,880,078	0.1982
2012	33,922,279	33,922,279	5,467,373	5,467,373	39,389,652	39,389,652	0.1874
2011	34,203,195	34,203,195	5,449,472	5,449,472	39,652,667	39,652,667	0.1805

(1) Represents the assessment (Marion County Auditor's "certified abstract") on March 1 of the prior year for taxes due and payable in the year indicated.

Source: Marion County Auditor

Health and Hospital Corporation of Marion County, Indiana
(A Component Unit of the Consolidated City of Indianapolis - Marion County)

Table VI

Property Tax Rates - Direct and Overlapping Governments ⁽²⁾
December 31, 2020

Year	Operations	Debt	Cumulative Building	Total	City	County Direct Rates		Other Direct Rates			Total Direct and Overlapping Rates (1)
						County	Municipal Corporations	School	State	Other	
2020	0.1988	0.0045	0.0006	0.2039	0.7040	0.3869	0.2344	1.4284	-	0.0568	3.0144
2019	0.1993	0.0107	0.0006	0.2106	0.7092	0.3906	0.2390	1.5032	-	0.0563	3.1089
2018	0.1967	0.0110	0.0006	0.2083	0.7243	0.3893	0.2405	1.1336	-	0.0587	2.7547
2017	0.1954	0.0116	0.0006	0.2076	0.7313	0.3943	0.2441	0.9735	-	0.0619	2.6127
2016	0.1891	0.0119	0.0006	0.2016	0.7136	0.3883	0.2438	1.4170	-	0.0630	3.0273
2015	0.1816	0.0110	0.0006	0.1932	0.7069	0.3825	0.2273	1.3504	-	0.0607	2.9210
2014	0.1889	0.0134	0.0006	0.2029	0.7667	0.4034	0.2311	1.2889	-	0.0620	2.9550
2013	0.1811	0.0165	0.0006	0.1982	0.9802	0.3932	0.2332	1.4829	-	0.0607	3.3484
2012	0.1740	0.0128	0.0006	0.1874	1.0034	0.4007	0.2084	1.2711	-	0.0670	3.1380
2011	0.1640	0.0159	0.0006	0.1805	0.9525	0.3665	0.1880	1.4065	-	0.0615	3.1555

(1) Rate of District 101 (Indianapolis - Center Township), which is the only rate that includes all major services.

(2) Data presented is per the tax rate schedule certified by the Department of Local Government Finance (DLGF).

Source: Marion County Auditor's Office.

Health and Hospital Corporation of Marion County, Indiana
(A Component Unit of the Consolidated City of Indianapolis - Marion County)

Table VII
Principal Property Tax Payers
Current Year and Nine Years Ago
December 31, 2020
(Dollars in thousands)

Taxpayers	2020			Percentage of Total City Taxable Assessed Valuation	Taxpayers	2011		
	Net Taxable Assessed Valuation (1) (2) (in thousands)	Rank	Percentage of Total City Taxable Assessed Valuation			Net Taxable Assessed Valuation (2) (3) (in thousands)	Rank	Percentage of Total City Taxable Assessed Valuation
1 Eli Lilly and Company	\$ 1,337,469	1	2.674%	Eli Lilly and Company	\$ 1,150,974	1	2.903%	
2 Citizens Energy Group	493,150	2	0.986%	Indianapolis Power and Light Company	392,297	2	0.989%	
3 Federal Express Corporation	250,550	3	0.501%	Allison Transmission Inc.	180,737	3	0.456%	
4 White Legacy Properties, LLC	200,797	4	0.401%	Federal Express Corporation	161,539	4	0.407%	
5 Allison Transmission Inc.	168,109	5	0.336%	Macquarie Office Monument Center I, LLC	138,940	5	0.350%	
6 Hertz Indianapolis 111 Monument, LLC	158,025	6	0.316%	Convention Hotels Headquarters, LLC	105,185	6	0.265%	
7 Indianapolis Power and Light Company	153,026	7	0.306%	Indiana Bell Telephone Co. Inc	92,458	7	0.233%	
8 MSA North Developer, LLC	117,337	8	0.235%	Circle Centre Development Co.	84,936	8	0.214%	
9 American United Life Insurance Company	108,995	9	0.218%	Rolls Royce	78,551	9	0.198%	
10 Rolls-Royce Corporation	97,252	10	0.194%	American United Life	72,512	10	0.183%	
11 DOW Agrosociences, LLC	92,924	11	0.186%	Hub Properties GA, LLC	71,190	11	0.180%	
12 SVC Manufacturing	88,934	12	0.178%	National Starch, LLC	70,685	12	0.178%	
13 G&I IX MJW Keystone Crossing, LLC	84,192	13	0.168%	BNP Paribas Leasing Corp	68,270	13	0.172%	
14 Castleton Square, LLC	83,217	14	0.166%	MT Acquisitions, LLC	64,404	14	0.162%	
15 IMD2 LLC	78,217	15	0.156%	Crossroads Indiana, LLC	60,589	15	0.153%	
16 Cellco Partnership	75,424	16	0.151%	SVC Manufacturing Inc	52,878	16	0.133%	
17 Southwest Airlines Co.	72,414	17	0.145%	Castleton Square LLC	51,622	17	0.130%	
18 Westin Indianapolis, LLC	70,718	18	0.141%	LHO Indianapolis Hotel One, LLC	50,685	18	0.128%	
19 Axis FC LLC	69,182	19	0.138%	Automotive Components Holdings, LLC	50,453	19	0.127%	
20 IN-IUPUI Holdings, LLC	65,330	20	0.131%	Keystone Investors, LLC	50,111	20	0.126%	
	<u>\$ 3,865,262</u>		7.727%		<u>\$ 3,049,016</u>		7.687%	

(1) Represents the January 1, 2019 valuations for taxes due and payable in 2020 as represented by the taxpayer.

(2) Net Assessed Valuation was determined using public records from the Marion County Treasurer's Office.

(3) Data from the 2011 Health and Hospital Corporation's Annual Comprehensive Financial Report.

n/a = Not available.

Health and Hospital Corporation of Marion County, Indiana
(A Component Unit of the Consolidated City of Indianapolis - Marion County)

Table VIII
Property Tax Levies and Collections
December 31, 2020
(Dollars in thousands)

Fiscal Year Ended December 31	Taxes Levied for the Fiscal Year	Collected Within the Fiscal Year of the Levy		Collections in Subsequent Years (1)	Total Collections to Date	
		Amount	Percentage of Levy		Amount	Percentage of Levy
2020	\$ 75,839	\$ 72,805	96.00%	\$ -	\$ 72,805	96.00%
2019	74,401	70,458	94.70%	2,306	72,764	97.80%
2018	71,625	69,476	97.00%	2,006	71,482	99.80%
2017	67,831	65,796	97.00%	1,764	67,560	99.60%
2016	63,929	61,372	96.00%	2,173	63,545	99.40%
2015	62,083	60,158	96.90%	1,553	61,711	99.40%
2014	57,993	55,905	96.40%	1,682	57,587	99.30%
2013	58,591	55,837	95.30%	2,109	57,946	98.90%
2012	57,233	54,486	95.20%	2,060	56,546	98.80%
2011	54,745	52,008	95.00%	2,025	54,033	98.70%

(1) Beginning in 2011, delinquent collections were broken down by original levy year in information provided by Marion County Treasurer. Data regarding the prior year collections is not available and therefore is not included in this schedule.

Source: Marion County Auditor's Office

Health and Hospital Corporation of Marion County, Indiana
(A Component Unit of the Consolidated City of Indianapolis - Marion County)

Table IX
Ratios of Outstanding Debt by Type
December 31, 2020
(Dollars in thousands)

Fiscal Year	Governmental Activities						Business-Type Activities		Total Primary Government	Percentage of Personal Income (1) (2)	Debt Per Capita (1)
	General Obligation Bonds of 2005	General Obligation Bonds of 2010	Due to Local Government	Capital Lease	Renovation Bonds of 1988	Notes Payable	Long-Term Care Capital Leases				
2020	\$ 11,240	\$ 158,245	\$ -	\$ 408,454	\$ -	\$ -	\$ 186,870	\$ 764,809	N/A	\$ 792.89	
2019	13,298	162,100	-	421,051	-	-	260,883	857,332	1.63%	898.04	
2018	15,267	163,560	-	432,867	2,195	-	327,445	941,334	1.90%	990.79	
2017	17,151	164,945	-	443,946	4,240	-	387,200	1,017,482	2.10%	1,156.99	
2016	18,959	166,270	-	454,335	6,140	-	440,737	1,086,441	2.39%	1,226.82	
2015	20,693	167,550	-	464,166	7,905	-	485,830	1,146,144	2.57%	1,226.82	
2014	23,067	168,785	-	476,096	9,545	-	397,032	1,074,525	2.87%	1,157.54	
2013	23,945	177,835	-	479,131	11,075	-	422,712	1,114,698	3.00%	1,212.98	
2012	21,295	186,565	322,660	7,488	12,495	-	448,820	999,323	2.71%	1,096.59	
2011	22,570	195,000	135,660	6,453	13,815	-	353,794	727,292	2.08%	803.29	

- (1) See Table XIII for personal income and population data.
(2) Personal income not available for 2020.

Source: Notes to basic financial statements.

Health and Hospital Corporation of Marion County, Indiana
(A Component Unit of the Consolidated City of Indianapolis - Marion County)

Table X
Ratio of Net General Obligation Debt Outstanding
December 31, 2020
(Dollars in thousands)

Fiscal Year	Net General Bonded Debt Outstanding			Percentage of Actual Taxable Value of Property	Per Capita
	General Obligation Bonds	Less: Amounts in Debt Service Funds	Total Net Bonded Debt		
2020	\$ 169,485	\$ 12,721	\$ 156,764	0.31%	\$ 162.52
2019	175,398	12,674	162,724	0.34%	177.20
2018	181,022	12,663	168,359	0.36%	180.75
2017	186,336	16,211	170,125	0.38%	186.58
2016	191,369	16,162	175,207	0.41%	209.95
2015	196,148	16,160	179,988	0.42%	216.96
2014	201,397	16,148	185,249	0.46%	231.62
2013	212,855	16,119	196,736	0.49%	241.80
2012	220,355	16,035	204,320	0.52%	255.56
2011	231,385	17,494	213,891	0.54%	258.85

Source: Notes to basic financial statements and Marion County Auditor's Office.

Health and Hospital Corporation of Marion County, Indiana

(A Component Unit of the Consolidated City of Indianapolis - Marion County)

Table XI

Schedule of Direct and Overlapping Debt and Bonded Debt Limit

December 31, 2020

(Dollars in thousands)

	Assessed Value (5)	Bonding Limit		Debt Outstanding (6)
		%	Dollar Amount	
Direct Debt:				
Health and Hospital Corporation of Marion County	\$ 43,112,252	0.67%	\$ 288,852	\$ 169,485
Other Direct Debt:				
Capital lease obligations - governmental activities				408,454
Total Health and Hospital Corporation debt				<u>\$ 577,939</u>
Overlapping:				
Marion County	\$ 44,379,618	0.67%	\$ 297,343	\$ -
City of Indianapolis				
Civil City	\$ 41,534,162	0.67%	\$ 278,279	\$ 46,075
Park District	44,379,618	0.67%	297,343	4,120
Redevelopment District	41,534,162	(3)	-	-
Flood Control District	44,379,618	0.67%	297,343	-
Metropolitan Thoroughfare District	44,379,618	1.33%	590,249	206,830
Solid Waste Disposal District	41,590,584	2.00%	831,812	-
Pub Safety Comm and Comp Facilities District	41,534,162	0.67%	278,279	50,695
Premiums on general obligation debt			-	17,040
Total city general obligation debt			<u>\$ 2,573,306</u>	324,760
Other Direct Debt:				
Tax increment revenue bonds				623,875
Net revenue bonds				316,043
Note payable and certificate of participations				119,772
Capital lease obligations - governmental activities				28,473
Total city direct debt				<u>\$ 1,412,923</u>
Other Municipal Corporations				
Indianapolis Airport Authority	\$ 44,379,618	0.67%	\$ 297,343	\$ -
Capital Improvement Board	44,379,618	0.67%	297,343	-
Indianapolis-Marion County Building Authority	44,379,618	(1)	-	-
Indianapolis-Marion County Library	43,730,684	0.67%	292,996	58,535
Indianapolis Public Transportation Corp.	42,030,394	0.67%	281,604	-
Total municipal corporations			<u>\$ 1,169,287</u>	<u>\$ 58,535</u>
School Districts				
Beech Grove	\$ 469,537	(4)	\$ 3,146	\$ 2,392
Decatur	1,688,684	(4)	11,314	1,280
Franklin	2,744,895	(4)	18,391	5,160
Indianapolis Public Schools	12,282,287	(4)	82,291	37,665
Lawrence	5,417,949	(4)	36,300	25,930
Perry	3,805,213	(4)	25,495	19,840
Pike	5,022,214	(4)	33,649	29,278
Speedway	648,934	(4)	4,348	1,490
Warren	2,817,911	(4)	18,880	8,230
Washington	6,457,806	(4)	43,267	33,160
Wayne	3,024,188	(4)	20,262	12,415
Total school districts	<u>\$ 44,379,618</u>		<u>\$ 297,343</u>	<u>\$ 176,840</u>

Health and Hospital Corporation of Marion County, Indiana

(A Component Unit of the Consolidated City of Indianapolis - Marion County)

Table XI - Continued
Schedule of Direct and Overlapping Debt and Bonded Debt Limit
December 31, 2020
(Dollars in thousands)

	Assessed Value (5)	Bonding Limit		Bonds Outstanding (6)
		%	Dollar Amount	
Other Cities and Towns				
Beech Grove	\$ 496,231	0.67%	\$ 3,325	\$ 575
Lawrence	1,643,869	0.67%	11,014	2,671
Southport	56,422	0.67%	378	161
Speedway	648,934	0.67%	4,348	3,195
Total Other Cities and Towns	\$ 2,845,456		\$ 19,065	\$ 6,602
Townships				
Center	\$ 7,082,611	0.67%	\$ 47,453	\$ -
Decatur	1,690,570	0.67%	11,327	-
Franklin	2,886,703	0.67%	19,341	-
Lawrence	5,820,173	0.67%	38,995	1,205
Perry	4,148,157	0.67%	27,793	-
Pike	4,862,787	0.67%	32,581	-
Warren	3,820,275	0.67%	25,596	-
Washington	9,230,633	0.67%	61,845	-
Wayne	4,577,962	0.67%	30,672	768
Total Townships	\$ 44,119,871		\$ 295,603	\$ 1,973
Excluded Library Districts				
Speedway	\$ 648,934	0.67%	\$ 4,348	\$ 105
Total Excluded Library Districts	\$ 648,934		\$ 4,348	\$ 105
Ben Davis Conservancy District	\$ 381,048	(2)	\$ -	\$ -
Total Overlapping Debt				\$ 1,656,978
Total Direct and Overlapping Debt				\$ 2,234,917

Source: City of Indianapolis, Office of Finance and Management

- (1) There is no debt limit for the Building Authority. Its debt service requirements are funded by rentals paid by the City of Indianapolis and Marion County from ad valorem taxes mandated by the Building Authority's enabling legislation.
- (2) Ben Davis Conservancy District has no bonding limit. Bonds are payable from either collection of special benefit taxes or revenues produced from the project per Indiana Code 13-3-3-81.
- (3) There is no statutory constitutional debt limitation to the Redevelopment Districts.
- (4) A statutory 0.67% limit on school district debt does not apply to any debt that is incurred by a school district building corporation for the purpose of constructing facilities to be leased to the school district at rentals sufficient to fund the corporation's annual debt service requirements. The bonding limit shown is the sum of the statutory limit plus the outstanding building corporation debt.
- (5) Represents the January 1, 2019 (Marion County Auditor's "certified abstract") assessment for taxes due and payable in 2020.

Note: Information regarding the percentage of overlap between the Corporation and the overlapping governments presented in the above table is not readily available.

Note: Overlapping governments are those that coincide, at least in part, with the geographic boundaries of the Corporation. This schedule estimates the portion of the outstanding debt of those overlapping governments that is borne by the property taxpayers of the Corporation. This process recognizes that, when considering the Corporation's ability to issue and repay long-term debt, the entire debt burden borne by the property taxpayers should be taken into account. However, this does not imply that every taxpayer is a resident, and therefore responsible for repaying the debt, of each overlapping government.

Health and Hospital Corporation of Marion County, Indiana
(A Component Unit of the Consolidated City of Indianapolis - Marion County)

Table XII
Legal Debt Margin Calculation
December 31, 2020
(Dollars in thousands)

Legal Debt Margin Calculation for Fiscal Year Ended	
December 31, 2020	
Net assessed value - 2020	\$ 43,112,252
Debt limit (.67% of assessed values)	288,852
Debt applicable to limit	
Bonded Debt	166,780
Notes payable from tax levy	-
Total net debt applicable to limit	<u>166,780</u>
Legal Debt Margin	<u>\$ 122,072</u>

	2020	2019	2018	2017	2016	2015	2014	2013	2012	2011
Debt limit	\$ 288,852	\$ 274,485	\$ 265,032	\$ 251,720	\$ 246,152	\$ 246,616	\$ 227,610	\$ 228,057	\$ 227,279	\$ 243,021
Total net debt applicable to limit	<u>166,780</u>	<u>172,510</u>	<u>177,950</u>	<u>183,080</u>	<u>187,930</u>	<u>192,525</u>	<u>197,590</u>	<u>208,865</u>	<u>220,355</u>	<u>231,385</u>
Legal debt margin	<u>\$ 122,072</u>	<u>\$ 101,975</u>	<u>\$ 87,082</u>	<u>\$ 68,640</u>	<u>\$ 58,222</u>	<u>\$ 54,091</u>	<u>\$ 30,020</u>	<u>\$ 19,192</u>	<u>\$ 6,924</u>	<u>\$ 11,636</u>
Total net debt applicable to the limit as a percentage of debt limit	57.74%	62.85%	67.14%	72.73%	76.35%	78.07%	86.81%	91.58%	96.95%	95.21%

Source: Marion County Auditor's Office and Basic Financial Statements.

Health and Hospital Corporation of Marion County, Indiana
(A Component Unit of the Consolidated City of Indianapolis - Marion County)

Table XIII
Demographic and Economic Statistics
December 31, 2020
(Dollars in thousands)

Year	(1) (2) Population	(2) Personal Income	(2) Per Capita Personal Income	Public School Enrollment	(3) Unemployment Rate
2020	964,582	\$ -	\$ 54	131,830	5.7%
2019	954,670	52,478,123	52	131,292	2.9%
2018	950,082	49,585,841	51	132,838	3.4%
2017	941,229	48,413,129	48	132,596	3.0%
2016	939,020	45,416,786	43	131,754	4.0%
2015	934,243	44,610,603	40	130,371	4.6%
2014	928,281	37,438,602	40	130,007	5.9%
2013	918,977	37,096,641	40	149,697	6.8%
2012	911,296	36,880,741	38	146,175	8.3%
2011	905,393	34,910,486	41	143,053	8.9%

(1) Source: Census Bureau-Population Estimates for 2011-2020 reflect county population estimates.

(2) Source: U.S. Bureau of Economics Census Bureau mid-year population estimates. Per capita personal income was computed using Census Bureau mid-year population estimates. Estimates for 2011-2020 reflect county population estimates available as of March 2021. Data was not yet available for 2020 personal income.

(3) Source: Data provided by the U.S. Bureau of Labor Statistics.

Health and Hospital Corporation of Marion County, Indiana

(A Component Unit of the Consolidated City of Indianapolis - Marion County)

Table XIV
Principal Employers
Current Year and Nine Years Ago ⁽²⁾
December 31, 2020

Taxpayer	2020			2011		
	(1) Employees	(1) Rank	(1) Percentage of Total Metropolitan Statistical Area Employment	(2) Employees	(2) Rank	(2) Percentage of Total Metropolitan Statistical Area Employment
Indiana University Health	23,187	1	2.40%			
Ascension St. Vincent	17,398	2	1.80%	10,640	3	1.18%
Community Health Network	11,328	3	1.17%	5,341	6	0.59%
Eli Lilly and Company	10,764	4	1.12%	11,550	2	1.28%
Walmart	8,926	5	0.93%			
Kroger Co	7,675	6	0.80%			
Federal Express	5,000	7	0.52%	6,311	5	0.70%
Anthem	4,866	8	0.50%			
Meijer	4,594	9	0.48%			
Roche Diagnostics	4,500	10	0.47%			
Clarian Health Partners				12,763	1	1.41%
IUPUI				7,066	4	0.78%
Rolls Royce				4,300	7	0.47%
St. Francis Hospital & Health Centers				4,152	8	0.46%
WellPoint Inc.				3,950	9	0.44%
Allison Transmission/Div of GMC				3,800	10	0.42%

- (1) Source: The Indianapolis Economic Development in conjunction with The Indy Partnership. Data was taken from the information warehouse containing a listing of the largest employers in the City of Indianapolis/Marion County located at www.indypartnership.com.
- (2) Data from Health and Hospital Corporation's 2011 Annual Comprehensive Financial Report.

Health and Hospital Corporation of Marion County, Indiana
(A Component Unit of the Consolidated City of Indianapolis - Marion County)

Table XV

Full-Time Equivalent City Government Employees by Function/Program
December 31, 2020

Function/Program	Full-Time Equivalent Employees at December 31									
	2020	2019	2018	2017	2016	2015	2014	2013	2012	2011
Primary Government Employees:										
Administration	157	149	149	143	135	128	131	139	136	132
Health improvement	391	392	376	373	366	354	349	351	340	327
Communicable disease prevention	138	132	130	129	127	125	123	128	133	125
Water quality and hazardous materials	28	29	28	27	27	28	26	26	25	26
Housing and neighborhood health	71	72	72	71	71	72	80	84	96	98
Consumer and employee risk reduction	26	27	27	27	27	27	26	26	28	27
Vector disease control	44	46	48	49	52	50	53	53	51	58
Business-type Employees:										
Eskenazi Health	4,073	4,047	4,284	4,310	4,177	3,853	3,828	3,726	3,667	3,820
Long-Term Care (1)	-	-	-	-	-	-	-	-	-	-
Total Employees	4,928	4,894	5,114	5,129	4,982	4,637	4,616	4,533	4,476	4,613

(1) The Long-Term Care personnel are not employees of the Corporation.

Source: SAP Payroll System and ADP Payroll System used by Health and Hospital Corporation.

Health and Hospital Corporation of Marion County, Indiana

(A Component Unit of the Consolidated City of Indianapolis - Marion County)

Table XVI

Operating Indicators by Function

Last Ten Fiscal Years

Function/Program	2020	2019	2018	2017	2016	2015	2014	2013	2012	2011
Health Improvement										
Community Based Clinics Services										
Vaccine doses administered	28,811	64,491	53,557	57,262	61,000	58,034	62,100	75,075	68,151	168,493
Vital Statistics - certified birth copies issued	46,803	58,171	52,247	47,074	46,392	48,552	47,062	47,162	60,011	49,029
Vital Statistics - certified death copies issued	58,174	50,729	50,048	50,922	48,226	51,621	54,205	51,768	58,210	53,335
WIC Services - transactions <i>(per month)</i> (i)	168,641	165,133	260,583	56,083	24,023	30,959	32,223	31,495	29,426	28,918
WIC Services - nutrition education	14,053	13,761	13,086	11,041	7,059	9,378	29,150	21,214	24,916	13,624
Dental Health/Education Services	13,097	65,712	63,650	62,220	35,765	45,847	50,625	72,533	55,524	70,120
Communicable Disease Prevention										
Chronic Disease										
Hepatitis A,B,C shots	617	1,443	1,431	1,382	1,383	1,216	1,114	1,055	1,182	1,090
AIDS cases	88	23	36	38	36	29	35	44	35	52
HIV infection - total cases	163	166	209	196	166	148	192	158	202	164
Tuberculosis cases reported	35	57	33	39	43	54	52	36	38	31
Sexually transmitted diseases total cases	15,167	13,878	14,123	15,213	14,228	12,272	12,952	13,406	13,317	9,856
Influenza-Like Illness	13,273	11,918	10,055	6,534	5,836	4,510	4,807	6,332	5,165	4,987
Water Quality and Hazardous Materials										
Water Quality										
Laboratory services performed	44,327	62,784	61,274	68,733	58,807	56,235	47,175	49,517	46,972	62,336
Swimming pool samples	1,547	4,395	4,155	5,155	4,055	4,250	4,360	4,438	2,598	2,151
Surface water samples taken	2,400	2,595	2,614	2,598	2,590	2,598	2,531	4,778	5,492	2,598
Hazardous Materials Management										
Responses to emergency situations	685	617	763	707	281	266	659	776	947	878
Drinking water wells surveyed for toxins	446	840	572	489	396	300	541	564	439	748
Septic systems permits	132	111	87	128	100	79	79	81	71	91
Well construction permits	162	121	105	97	105	87	97	114	112	88
Well pump permits	650	426	266	266	212	167	163	200	236	101
Housing and Neighborhood Health										
Initial housing orders	1,317	2,538	2,288	2,247	3,126	4,660	4,863	2,699	2,263	2,649
Housing compliances	3,874	6,734	5,432	5,571	4,783	4,613	4,977	4,577	4,553	5,252
Initial sanitation orders	11,479	14,279	13,294	13,513	14,934	15,429	13,571	11,147	12,354	14,265
Sanitation compliances	11,819	5,655	10,491	16,422	14,135	10,738	12,323	12,247	14,272	14,046
Court cases filed	1,516	3,352	3,312	3,379	3,906	3,921	3,841	3,540	3,546	2,826
Court cases resolved	1,837	2,582	2,900	3,545	2,566	2,004	2,500	1,565	1,671	1,504
Citations issued - illegal dumping	n/a	n/a	n/a	n/a	n/a	n/a	n/a	n/a	n/a	n/a
Unsafe buildings-structures demolished	**	**	**	**	**	**	223	4,934	578	589
Unsafe buildings-structures boarded	**	**	**	**	**	**	5,037	3,913	7,820	9,430
Unsafe buildings-structures repaired	**	**	**	**	**	**	777	1,156	1,090	789
Lead - children screened	14,475	14,073	12,087	11,499	9,618	4,721	7,779	13,038	12,354	14,265

Health and Hospital Corporation of Marion County, Indiana
(A Component Unit of the Consolidated City of Indianapolis - Marion County)

Table XVI - Continued
Operating Indicators by Function
Last Ten Fiscal Years

	2020	2019	2018	2017	2016	2015	2014	2013	2012	2011
Consumer and Employee Risk Reduction										
Foodborne disease prevention										
Foodborne inspections	13,229	15,316	16,382	18,043	16,822	19,734	17,735	19,557	19,174	20,486
Foodborne investigations	118	261	238	196	207	207	241	166	199	144
Foodborne complaints	3,374	1,118	1,062	975	972	920	917	801	711	861
Foodborne licenses issued	6,438	7,443	7,112	7,147	7,090	6,981	6,635	6,501	6,424	5,138
Occupational health										
Asbestos investigations	*	*	*	*	*	*	*	*	*	301
Radon investigations	112	144	113	115	215	95	46	74	7	4
Related indoor air inspections	865	1,898	2,115	2,044	2,480	3,017	2,999	2,984	3,894	2,981
Vector Disease Control										
Environmental/Rodent Control										
Total premises baited for rodents	1,414	1,675	2,420	2,914	3,103	2,232	2,034	2,255	1,121	2,102
Abandoned property cleanups	1,625	1,838	2,327	2,490	3,944	2,911	4,021	3,693	3,149	2,897
Assisted cleanups of neighborhoods	-	8	11	4	9	7	10	8	13	15
Total weight (lbs.) of trash removed	7,549,800	7,437,680	10,258,440	11,210,480	14,798,225	14,272,760	15,263,180	15,991,960	16,418,780	19,568,321
Mosquito Control										
Inspections of mosquito breeding sites	14,000	16,929	14,266	17,429	17,987	18,744	21,716	20,672	11,744	19,439
Mosquito breeding sites treated	6,668	7,407	5,470	7,491	8,410	9,835	9,829	8,942	4,510	9,311
Adulticiding, lineal miles sprayed	4,328	4,249	3,954	4,512	4,775	4,514	3,673	3,043	2,563	3,999
Complaint services, adulticiding	8,657	8,720	7,989	9,230	8,521	5,374	4,123	4,271	3,750	5,545
Combination complaints	9,324	9,646	8,790	10,286	9,935	6,772	5,011	5,301	4,760	711
Long-Term Care										
Total Beds	9,524	9,524	9,524	9,524	9,524	9,524	7,944	7,969	8,062	7,176
Eskenazi Health										
Admissions (Acute, Behavioral, Lockefield)	15,959	17,151	16,596	15,896	15,492	14,977	14,788	15,090	14,112	18,568
Patient Days (Acute, Behavioral, Lockefield)	85,854	82,350	75,541	77,496	72,741	67,403	68,253	67,061	69,979	89,997
OP Encounters (net of ED)	956,057	953,299	859,145	815,999	804,189	747,007	736,130	876,161	841,180	885,045
ED Visits	86,679	103,981	103,046	91,675	94,733	87,624	95,258	101,240	109,412	105,120
Advantage Members	11,621	11,630	12,714	9,139	12,531	15,811	32,916	39,594	54,204	55,993
Uncompensated Care (000's Omitted)	284,294	390,959	376,046	293,617	410,579	535,005	381,110	410,383	237,639	344,552
Surgeries	8,131	9,062	9,078	8,967	8,400	7,715	7,242	7,406	7,447	8,069
Births	2,471	2,704	2,677	2,306	2,316	2,233	2,046	1,849	2,045	1,800

n/a = Not available.

* Starting in 2012, Asbestos investigations are now included with "Related indoor air inspections".

** Beginning October 2014, Indianapolis City obtained Unsafe Building Program jurisdiction.

(i) Beginning January 2017, WIC vouchers were replaced with EBT cards. Data from 2017 and forward is EBT transactions per month.

Sources: Marion County Public Health Dept. "Report to the Community", American Senior Communities Census Summary and Eskenazi Health Financial Statements.

Health and Hospital Corporation of Marion County, Indiana
(A Component Unit of the Consolidated City of Indianapolis - Marion County)

Table XVII
Capital Asset Statistics by Function/Program
Last Ten Fiscal Years

<u>Function/Program</u>	<u>2020</u>	<u>2019</u>	<u>2018</u>	<u>2017</u>	<u>2016</u>	<u>2015</u>	<u>2014</u>	<u>2013</u>	<u>2012</u>	<u>2011</u>
Health Improvement										
Dental chairs	26	25	25	25	25	25	25	25	25	25
Dental x-ray units	24	23	23	23	23	23	23	23	23	23
Fiberoptic Dentalite	10	10	10	10	10	10	10	10	10	10
Dental Portable Scaler	7	7	7	7	7	7	7	7	7	7
Kiosk Touchscreen system	5	5	5	5	5	5	5	5	5	5
Vital Statistics scanners/readers	7	7	1	1	1	1	1	1	1	1
Generators/power source	5	5	5	5	5	5	5	5	4	4
Planmeca digital panoramic machine	4	4	4	2	2	2	2	2	2	2
Community Health vehicles	3	3	3	2	-	-	-	-	-	-
Communicable Disease Prevention										
Water purification systems for lab	3	3	3	3	3	3	3	3	3	3
Agglutination Processor	1	1	1							
Refrigerators/freezer for lab	35	34	24	24	23	23	23	22	16	13
Incubator for lab	8	7	7	7	7	7	7	7	7	7
Trailer with hitch	11	11	11	11	11	8	8	8	8	8
Generator power-diesel	3	3	3	3	3	3	3	3	3	3
Storage area network w/cabinet	2	2	2	2	2	2	2	2	2	2
Kodak color scanners	6	6	6	6	6	6	6	5	5	5
Truck-Super 4X4	4	3	3	3	3	3	3	3	3	3
Water Quality and Hazardous Materials										
Water quality trucks for site cleanups	14	14	14	17	17	17	17	17	17	17
Analyzers for hazardous materials	5	5	5	5	5	5	5	5	5	5
Housing and Neighborhood Health										
Analyzers for lead testing	10	10	10	10	9	9	8	8	8	8
Vans/cars for housing visits	17	15	10	10	8	8	7	7	6	6
Vector Disease Control										
Environmental trucks/vans for cleanup	29	28	28	27	27	27	24	23	23	23
Dump Trucks	19	19	17	20	18	18	17	17	17	17
Tractors/Trailers	29	29	27	28	28	28	28	28	28	28
Rodent/Mosquito control trucks for spraying	76	71	67	69	65	64	64	62	57	57
Rodent/Mosquito control - sprayers	16	16	12	12	12	12	12	12	10	10
Rodent/Mosquito Control - generators	6	6	6	6	6	6	6	6	6	6
Long-Term Care										
# of buildings	78	78	78	78	78	78	61	59	59	52
Eskenazi Health										
# of beds	336	336	336	336	336	346	315	315	281	316

Sources: SAP system - Asset Management Listing, American Senior Communities Fixed Asset System and Eskenazi Health Financial Statements.



**Health and Hospital Corporation
of Marion County, Indiana**

(A Component Unit of
the Consolidated City of Indianapolis - Marion County)

Single Audit Reports

For the Year Ended December 31, 2020

Health and Hospital Corporation of Marion County, Indiana
(A Component Unit of the Consolidated City of Indianapolis - Marion County)
For the Year Ended December 31, 2020

Contents

Schedule of Expenditures of Federal Awards	1
Notes to the Schedule of Expenditures of Federal Awards	6
Report on Internal Control Over Financial Reporting and on Compliance and Other Matters Based on an Audit of Financial Statements Performed in Accordance With <i>Government Auditing Standards</i> - Independent Auditor's Report.....	7
Report on Compliance for Each Major Federal Program; Report on Internal Control Over Compliance; and Report on Schedule of Expenditures of Federal Awards Required by the Uniform Guidance - Independent Auditor's Report.....	9
Schedule of Findings and Questioned Costs.....	12
Status of Prior Audit Findings	16

Health and Hospital Corporation of Marion County, Indiana

(A Component Unit of the Consolidated City of Indianapolis - Marion County)

Schedule of Expenditures of Federal Awards

Year Ended December 31, 2020

Federal Grantor	Pass-Through Grantor	Pass-Through Identifying Number	Program Title	Federal CFDA #	2020 Total Federal Expenditures	2020 Amount Passed-Through to Subrecipients
U.S. Department of Agriculture						
	Indiana State Department of Health	38122	Special Supplemental Nutrition Program for Women, Infants, and Children	10.557	\$ 31,095,680	\$ -
	Indiana State Department of Health	46286	Special Supplemental Nutrition Program for Women, Infants, and Children	10.557	1,706,202	-
Total U.S. Department of Agriculture					32,801,882	-
U.S. Department of Housing and Urban Development						
	City of Indianapolis Marion County	1300004541 / 1300004542	Continuum of Care Program	14.267	130,618	-
	City of Indianapolis Marion County	1300004475	Continuum of Care Program	14.267	168,932	-
	City of Indianapolis Marion County	1300004476	Continuum of Care Program	14.267	177,334	-
	City of Indianapolis Marion County	IN0200L5H031903	Continuum of Care Program	14.267	51,111	-
	City of Indianapolis Marion County	IN0081L5H031912	Continuum of Care Program	14.267	70,607	-
	City of Indianapolis Marion County	IN0141L5H031909	Continuum of Care Program	14.267	65,680	-
Total U.S. Department of Housing and Urban Development					664,282	-
U.S. Department of Justice						
	Direct	N/A	Community-Based Violence Prevention Program	16.123	279,355	-
	Indiana Criminal Justice Institute	38640	Crime Victim Assistance	16.575	284,987	-
	Indiana Criminal Justice Institute	30583	Crime Victim Assistance	16.575	149,646	-
	Indiana Criminal Justice Institute	30766	Crime Victim Assistance	16.575	160,566	-
	Indiana Criminal Justice Institute	N/A	Crime Victim Assistance	16.575	89,353	-
Total U.S. Department of Justice					684,552	-
	Direct	N/A	Comprehensive Opioid Abuse Site-Based Program	16.838	368,863	84,901
	Indiana Family and Social Services Administration	34610	Comprehensive Opioid Abuse Site-Based Program	16.838	273,500	-
Total U.S. Department of Justice					642,363	84,901
Total U.S. Department of Justice					1,606,270	84,901
U.S. Department of Transportation						
	Indiana Department of Homeland Security	38768-47306	Interagency Hazardous Material Public Sector Training and Planning Grants	20.703	12,200	-
	Indiana Department of Homeland Security	47305	Interagency Hazardous Material Public Sector Training and Planning Grants	20.703	10,000	-
Total U.S. Department of Transportation					22,200	-
U.S. Department of Treasury						
	City of Indianapolis Marion County	N/A	COVID-19 Coronavirus Relief Fund	21.019	9,671,990	-
	Indiana Family and Social Services Administration	N/A	COVID-19 Coronavirus Relief Fund	21.019	366,186	-
Total U.S. Department of Treasury					10,038,176	-

Health and Hospital Corporation of Marion County, Indiana
(A Component Unit of the Consolidated City of Indianapolis - Marion County)
Schedule of Expenditures of Federal Awards (Continued)
Year Ended December 31, 2020

Federal Grantor	Pass-Through Grantor	Pass-Through Identifying Number	Program Title	Federal CFDA #	2020 Total Federal Expenditures	2020 Amount Passed-Through to Subrecipients
U.S. Department of Health and Human Services						
	Direct	N/A	Special Programs for the Aging, Title IV and Title II Discretionary Program	93.048	\$ 179,137	\$ 128,282
	Indiana State Department of Health	35524	Public Health Emergency Preparedness	93.069	97,658	-
	Indiana State Department of Health	43939	Public Health Emergency Preparedness	93.069	89,168	-
					<u>186,826</u>	<u>-</u>
	Indiana State Department of Health	36893	Environmental Public Health and Emergency Response	93.070	78,410	-
	Direct	N/A	Sodium Reduction in Communities	93.082	268,185	-
	Direct	N/A	Food and Drug Administration-Research	93.103	31,650	-
	Indiana State Department of Health	17612	Project Grants and Cooperative Agreements for Tuberculosis Control Programs	93.116	151,521	-
	Indiana University	5H33MC1130411-00	Emergency Medical Services for Children	93.127	17,764	-
	Indiana University	5H33MC1130412-00	Emergency Medical Services for Children	93.127	52,308	-
					<u>70,072</u>	<u>-</u>
	Indiana State Department of Health	38883	Injury Prevention and Control Research and State and Community Based Programs	93.136	726,889	123,537
	University of Illinois	17692	HIV-Related Training and Technical Assistance	93.145	141,530	19,250
	University of Illinois	18162	HIV-Related Training and Technical Assistance	93.145	105,069	-
	University of Illinois	18106	COVID-19 HIV-Related Training and Technical Assistance	93.145	15,783	-
					<u>262,382</u>	<u>19,250</u>
	Indiana Family and Social Services Administration	36440	Projects for Assistance in Transition from Homelessness (PATH)	93.150	27,251	-
	State of Indiana	48013	Projects for Assistance in Transition from Homelessness (PATH)	93.150	18,853	-
					<u>46,104</u>	<u>-</u>
	Direct	N/A	Childhood Lead Poisoning Prevention Projects, State and Local Childhood Lead Poisoning Prevention and Surveillance of Blood Levels in Children	93.197	133,932	-
	Indiana Family Health Council	IFHC-1	Family Planning Services	93.217	369,095	3,780
	Indiana Family Health Council	4/1/20-3/31/21 Title X Agreement	Family Planning Services	93.217	365,362	-
					<u>734,457</u>	<u>3,780</u>
	Direct	N/A	Health Center Program (Community Health Centers, Migrant Health Centers, Health Care for the Homeless, and Public Housing Primary Care)	93.224	1,469,266	-
	Direct	N/A	COVID-19 Health Center Program (Community Health Centers, Migrant Health Centers, Health Care for the Homeless, and Public Housing Primary Care)	93.224	1,472,762	-
	Direct	N/A	Affordable Care Act (ACA) Grants for New and Expanded Services Under the Health Center Program	93.527	2,261,452	-
	Total Health Centers Program Cluster				<u>5,203,480</u>	<u>-</u>

Health and Hospital Corporation of Marion County, Indiana
(A Component Unit of the Consolidated City of Indianapolis - Marion County)
Schedule of Expenditures of Federal Awards (Continued)
Year Ended December 31, 2020

Federal Grantor	Pass-Through Grantor	Pass-Through Identifying Number	Program Title	Federal CFDA #	2020 Total Federal Expenditures	2020 Amount Passed-Through to Subrecipients
	Indiana University	IN-4688935-HHC	Research on Healthcare Costs, Quality and Outcomes	93.226	\$ 20,725	\$ -
	Indiana University	P30HS024384	Research on Healthcare Costs, Quality and Outcomes	93.226	<u>(23,898)</u>	<u>-</u>
					(3,173)	-
	Direct	N/A	Substance Abuse and Mental Health Services-Projects of Regional and National Significance	93.243	359,368	7,389
	Indiana University	1R21DA046085-01	Drug Abuse and Addiction Research Programs	93.279	20,970	-
	Direct	N/A	Centers for Disease Control and Prevention-Investigations and Technical Assistance	93.283	15,510	-
	Indiana State Department of Health	36234	Epidemiology and Laboratory Capacity for Infectious Diseases	93.323	309,492	-
	Indiana State Department of Health	37120	Epidemiology and Laboratory Capacity for Infectious Diseases	93.323	<u>68,355</u>	<u>-</u>
					377,847	-
	Indiana University	N/A	National Center for Advancing Translation Sciences	93.350	322,448	-
National Association of County and City Health Officials		2019-102101	Health Department Response to Public Health or Healthcare Crises	93.391	125,000	-
National Association of County and City Health Officials		2020-020301	National Partnership to Improve and Protect the Nation's Health	93.421	902,632	-
	Direct	N/A	COVID-19 Testing for the Uninsured	93.461	3,402,272	-
	Indiana Family Health Council	N/A	Temporary Assistance for Needy Families (TANF Cluster)	93.558	609,653	-
	Indiana State Department of Health	38070	Refugee and Entrant Assistance State Administered Programs	93.566	211,098	-
	Indiana Family and Social Services Administration	43129	COVID-19 Emergency Grants to Address Mental and Substance Use Disorders During COVID-19	93.665	78,264	-
	Indiana Family Health Council	41951	Social Services Block Grant	93.667	93,534	-
	Indiana Family and Social Services Administration	31604	Social Services Block Grant	93.667	61,284	-
	Indiana Family and Social Services Administration	25277	Social Services Block Grant	93.667	<u>61,284</u>	<u>-</u>
					216,102	-
	Direct	N/A	Ending the Epidemic: A Plan for America: Ryan White HIV/AIDS Program	93.686	292,051	-

Health and Hospital Corporation of Marion County, Indiana
(A Component Unit of the Consolidated City of Indianapolis - Marion County)
Schedule of Expenditures of Federal Awards (Continued)
Year Ended December 31, 2020

Federal Grantor	Pass-Through Grantor	Pass-Through Identifying Number	Program Title	Federal CFDA #	2020 Total Federal Expenditures	2020 Amount Passed-Through to Subrecipients
	Direct	N/A	PPHF: Racial and Ethnic Approaches to Community Health Program	93.738	\$ 798,695	\$ 267,366
	Indiana Family and Social Services Administration	39406	State Targeted Response to the Opioid Crisis Grants	93.788	77,322	-
	Indiana Family and Social Services Administration	35033	State Targeted Response to the Opioid Crisis Grants	93.788	319,308	-
	Indiana Family and Social Services Administration	46667	State Targeted Response to the Opioid Crisis Grants	93.788	139,000	-
	Indiana Family and Social Services Administration	33101	State Targeted Response to the Opioid Crisis Grants	93.788	122,322	-
	Indiana Family and Social Services Administration	35035	State Targeted Response to the Opioid Crisis Grants	93.788	59,372	-
					<u>717,324</u>	<u>-</u>
	Indiana State Department of Health	18441	Hospital Preparedness Program (HPP) Ebola Preparedness and Response Activities	93.817	86,778	-
	Indiana University	7788	Cardiovascular Diseases Research	93.837	5,419	-
	Indiana University	8341-HHC	Cardiovascular Diseases Research	93.837	16,841	-
	Indiana University	N/A	Cardiovascular Diseases Research	93.837	12,866	-
					<u>35,126</u>	<u>-</u>
	Indiana University	71053447	Lung Diseases Research	93.838	(17,481)	-
	Indiana University	IN4682300HHC	Lung Diseases Research	93.838	84,501	-
					<u>67,020</u>	<u>-</u>
	Indiana University	1R01HD098013-01A1	Child Health and Human Development Extramural Research	93.865	1,202	-
	Indiana University	8040-HHC	Aging Research	93.866	19,278	-
	Indiana University	IN4688913HHC	Aging Research	93.866	(37,131)	-
	Indiana University	IN-4082984-HHC	Aging Research	93.866	(2,846)	-
	Indiana University	N/A	Aging Research	93.866	141,686	-
					<u>120,987</u>	<u>-</u>
	Indiana Housing Agency	154504410	COVID-19 National Bioterrorism Hospital Preparedness Program	93.889	51,304	-
	Direct	N/A	HIV Emergency Relief Project Grants	93.914	4,745,343	2,262,097
	Direct	N/A	COVID-19 HIV Emergency Relief Project Grants	93.914	238,233	216,810
					<u>4,983,576</u>	<u>2,478,907</u>
	Indiana AIDS Funds, Inc.	20-1415	HIV Care Formula Grants	93.917	140,175	-
	Indiana State Department of Health	18792 Amend #2	HIV Care Formula Grants	93.917	86,072	-
	Indiana State Department of Health	18792 Amend #4	HIV Care Formula Grants	93.917	121,306	-
	Indiana State Department of Health	24577	HIV Care Formula Grants	93.917	296,446	-
	Indiana State Department of Health	29737	HIV Care Formula Grants	93.917	158,402	-
	Indiana State Department of Health	26579 Amend #1	HIV Care Formula Grants	93.917	28,029	-
	Indiana State Department of Health	26579 Amend #2	HIV Care Formula Grants	93.917	131,045	-
	Indiana State Department of Health	30869	HIV Care Formula Grants	93.917	(452)	-
	Indiana State Department of Health	31983	HIV Care Formula Grants	93.917	(11,587)	-
	Indiana State Department of Health	46892	HIV Care Formula Grants	93.917	152,367	-
					<u>1,101,803</u>	<u>-</u>

Health and Hospital Corporation of Marion County, Indiana
(A Component Unit of the Consolidated City of Indianapolis - Marion County)
Schedule of Expenditures of Federal Awards (Continued)
Year Ended December 31, 2020

Federal Grantor	Pass-Through Grantor	Pass-Through Identifying Number	Program Title	Federal CFDA #	2020 Total Federal Expenditures	2020 Amount Passed-Through to Subrecipients
	Direct	N/A	Grants to Provide Outpatient Early Intervention Services with Respect to HIV Disease	93.918	\$ 668,008	\$ 310,181
	Direct	N/A	COVID-19 Grants to Provide Outpatient Early Intervention Services with Respect to HIV Disease	93.918	12,070	1,138
					<u>680,078</u>	<u>311,319</u>
	Direct	N/A	Healthy Start Initiative	93.926	995,770	51,828
	Indiana State Department of Health	39900	HIV Prevention Activities Health Department Based	93.940	1,449	-
	Indiana State Department of Health	39902	HIV Prevention Activities Health Department Based	93.940	22,843	-
	Indiana State Department of Health	39906	HIV Prevention Activities Health Department Based	93.940	70,727	-
	Indiana State Department of Health	47213	HIV Prevention Activities Health Department Based	93.940	13,411	-
	Indiana State Department of Health	50228	HIV Prevention Activities Health Department Based	93.940	588	-
	Indiana State Department of Health	N/A	HIV Prevention Activities Health Department Based	93.940	980	-
					<u>109,998</u>	<u>-</u>
	Indiana Family and Social Services Administration	25277	Block Grants for Community Mental Health Services	93.958	141,638	-
	Indiana Family and Social Services Administration	28704	Block Grants for Community Mental Health Services	93.958	981,653	515,590
	Indiana Family and Social Services Administration	31604	Block Grants for Community Mental Health Services	93.958	141,609	-
	Indiana Family and Social Services Administration	49153	Block Grants for Community Mental Health Services	93.958	260,535	-
					<u>1,525,435</u>	<u>515,590</u>
	Indiana Family and Social Services Administration	25277	Block Grants for Prevention and Treatment of Substance Abuse	93.959	305,414	-
	Indiana Family and Social Services Administration	29377	Block Grants for Prevention and Treatment of Substance Abuse	93.959	85,540	-
	Indiana Family and Social Services Administration	31604	Block Grants for Prevention and Treatment of Substance Abuse	93.959	305,414	-
					<u>696,368</u>	<u>-</u>
	Indiana University	7948	PPHF Geriatric Education Centers	93.969	38,743	-
	Indiana State Department of Health	30853	Preventive Health Services-Sexually Transmitted Diseases Control Grants	93.977	(49)	-
	Indiana State Department of Health	38446	Preventive Health Services-Sexually Transmitted Diseases Control Grants	93.977	65,700	-
	Indiana State Department of Health	41656	Preventive Health Services-Sexually Transmitted Diseases Control Grants	93.977	157,386	10,868
					<u>223,037</u>	<u>10,868</u>
	Indiana State Department of Health	38895	Maternal and Child Health Services Block Grant to the States	93.994	15,857	-
			Total U.S. Department of Health and Human Services		<u>27,252,188</u>	<u>3,918,116</u>
U.S. Department of Homeland Security	Indiana Family and Social Services Administration	43636	COVID-19 Crisis Counseling	97.032	8,414	-
			Total U.S. Department of Transportation		<u>8,414</u>	<u>-</u>
			Total Federal Expenditures		<u>\$ 72,393,412</u>	<u>\$ 4,003,017</u>

Health and Hospital Corporation of Marion County, Indiana
(A Component Unit of the Consolidated City of Indianapolis - Marion County)
Schedule of Expenditures of Federal Awards (Continued)
Year Ended December 31, 2020

Notes to Schedule

1. The accompanying schedule of expenditures of federal awards (the "Schedule") includes the federal award activity of Health and Hospital Corporation of Marion County, Indiana under programs of the federal government for the year ended December 31, 2020. The accompanying notes are an integral part of this Schedule. The information in this Schedule is presented in accordance with the requirements of Title 2 U.S. *Code of Federal Regulations* Part 200, *Uniform Administrative Requirements, Cost Principles, and Audit Requirements for Federal Awards* (Uniform Guidance). Because the Schedule presents only a selected portion of the operations of Health and Hospital Corporation of Marion County, Indiana, it is not intended to and does not present the financial position, changes in net position or cash flows of Health and Hospital Corporation of Marion County, Indiana.
2. Expenditures reported on the Schedule are reported on the accrual basis of accounting. Such expenditures are recognized following the cost principles contained in the Uniform Guidance or other applicable regulatory guidance, wherein certain types of expenditures are not allowable or limited as to reimbursement. Negative amounts shown on the Schedule represent adjustments or credits made in the normal course of business to amounts reported as expenditures in prior years. Health and Hospital Corporation of Marion County, Indiana has elected not to use the 10 percent de minimis indirect cost rate allowed under the Uniform Guidance.
3. Health and Hospital Corporation of Marion County, Indiana had no federal loans that they were administering as of December 31, 2020.
4. Health and Hospital Corporation of Marion County, Indiana received donated Personal Protective Equipment during the year with an approximate fair market value of \$13,000 (unaudited).

**Report on Internal Control Over Financial Reporting and on Compliance and
Other Matters Based on an Audit of Financial Statements Performed in
Accordance With *Government Auditing Standards***

Independent Auditor's Report

Board of Trustees
Health and Hospital Corporation of Marion County, Indiana
Indianapolis, Indiana

We have audited, in accordance with auditing standards generally accepted in the United States of America and the standards applicable to financial audits contained in *Government Auditing Standards*, issued by the Comptroller General of the United States, the financial statements of the government activities, the business-type activities and each major fund of Health and Hospital Corporation of Marion County, Indiana (a component unit of the Consolidated City of Indianapolis - Marion County) (Corporation), as of and for the year ended December 31, 2020 and the related notes to the financial statements, which collectively comprise the Corporation's basic financial statements and have issued our report thereon dated June 28, 2021. The financial statements of Eskenazi Medical Group, Inc. (EMG) and Lions Insurance Company (Lions), component units included in the financial statements of the business-type activities, were not audited in accordance with *Government Auditing Standards*, and accordingly, this report does not include reporting on internal control over financial reporting or instances of reportable noncompliance associated with EMG or Lions.

Internal Control Over Financial Reporting

In planning and performing our audit of the financial statements, we considered the Corporation's internal control over financial reporting (internal control) as a basis for designing audit procedures that are appropriate in the circumstances for the purpose of expressing our opinion on the financial statements, but not for the purpose of expressing an opinion on the effectiveness of the Corporation's internal control. Accordingly, we do not express an opinion on the effectiveness of the Corporation's internal control.

A *deficiency in internal control* exists when the design or operation of a control does not allow management or employees, in the normal course of performing their assigned functions, to prevent, or detect and correct, misstatements on a timely basis. A *material weakness* is a deficiency, or a combination of deficiencies, in internal control, such that there is a reasonable possibility that a material misstatement of the entity's financial statements will not be prevented, or detected and corrected, on a timely basis. A *significant deficiency* is a deficiency, or a combination of deficiencies, in internal control that is less severe than a material weakness, yet important enough to merit attention by those charged with governance.

Our consideration of internal control was for the limited purpose described in the first paragraph of this section and was not designed to identify all deficiencies in internal control that might be material weaknesses or significant deficiencies. Given these limitations, during our audit, we did not identify any deficiencies in internal control that we consider to be material weaknesses. However, material weaknesses may exist that have not been identified.

Compliance and Other Matters

As part of obtaining reasonable assurance about whether the Corporation's financial statements are free from material misstatement, we performed tests of its compliance with certain provisions of laws, regulations, contracts and grant agreements, noncompliance with which could have a direct and material effect on the financial statements. However, providing an opinion on compliance with those provisions was not an objective of our audit, and accordingly, we do not express such an opinion. The results of our tests disclosed no instances of noncompliance or other matters that are required to be reported under *Government Auditing Standards*.

Purpose of this Report

The purpose of this report is solely to describe the scope of our testing of internal control and compliance and the results of that testing, and not to provide an opinion on the effectiveness of the Corporation's internal control or on compliance. This report is an integral part of an audit performed in accordance with *Government Auditing Standards* in considering the Corporation's internal control and compliance. Accordingly, this communication is not suitable for any other purpose.

BKD, LLP

Indianapolis, Indiana
November 3, 2021

Report on Compliance for Each Major Federal Program; Report on Internal Control Over Compliance; and Report on Schedule of Expenditures of Federal Awards Required by the Uniform Guidance

Independent Auditor's Report

Board of Trustees
Health and Hospital Corporation of Marion County, Indiana
Indianapolis, Indiana

Report on Compliance for Each Major Federal Program

We have audited Health and Hospital Corporation of Marion County, Indiana's (Corporation) compliance with the types of compliance requirements described in the OMB *Compliance Supplement* that could have a direct and material effect on each of the Corporation's major federal programs for the year ended December 31, 2020. The Corporation's major federal programs are identified in the summary of auditor's results section of the accompanying schedule of findings and questioned costs.

Management's Responsibility

Management is responsible for compliance with federal statutes, regulations and the terms and conditions of its federal awards applicable to its federal programs.

Auditor's Responsibility

Our responsibility is to express an opinion on compliance for each of the Corporation's major federal programs based on our audit of the types of compliance requirements referred to above. We conducted our audit of compliance in accordance with auditing standards generally accepted in the United States of America; the standards applicable to financial audits contained in *Government Auditing Standards*, issued by the Comptroller General of the United States; and the audit requirements of Title 2 U.S. *Code of Federal Regulations Part 200, Uniform Administrative Requirements, Cost Principles, and Audit Requirements for Federal Awards* (Uniform Guidance). Those standards and the Uniform Guidance require that we plan and perform the audit to obtain reasonable assurance about whether noncompliance with the types of compliance requirements referred to above that could have a direct and material effect on a major federal program occurred. An audit includes examining, on a test basis, evidence about the Corporation's compliance with those requirements and performing such other procedures as we considered necessary in the circumstances.

We believe that our audit provides a reasonable basis for our opinion on compliance for each major federal program. However, our audit does not provide a legal determination of the Corporation's compliance.

Opinion on Each Major Federal Program

In our opinion, the Corporation complied, in all material respects, with the types of compliance requirements referred to above that could have a direct and material effect on each of its major federal programs for the year ended December 31, 2020.

Report on Internal Control Over Compliance

Management of the Corporation is responsible for establishing and maintaining effective internal control over compliance with the types of compliance requirements referred to above. In planning and performing our audit of compliance, we considered the Corporation's internal control over compliance with the types of requirements that could have a direct and material effect on each major federal program to determine the auditing procedures that are appropriate in the circumstances for the purpose of expressing an opinion on compliance for each major federal program and to test and report on internal control over compliance in accordance with the Uniform Guidance, but not for the purpose of expressing an opinion on the effectiveness of internal control over compliance. Accordingly, we do not express an opinion on the effectiveness of the Corporation's internal control over compliance.

A deficiency in internal control over compliance exists when the design or operation of a control over compliance does not allow management or employees, in the normal course of performing their assigned functions, to prevent, or detect and correct, noncompliance with a type of compliance requirement of a federal program on a timely basis. *A material weakness in internal control over compliance* is a deficiency, or a combination of deficiencies, in internal control over compliance, such that there is a reasonable possibility that material noncompliance with a type of compliance requirement of a federal program will not be prevented, or detected and corrected, on a timely basis. *A significant deficiency in internal control over compliance* is a deficiency, or a combination of deficiencies, in internal control over compliance with a type of compliance requirement of a federal program that is less severe than a material weakness in internal control over compliance, yet important enough to merit attention by those charged with governance.

Our consideration of internal control over compliance was for the limited purpose described in the first paragraph of this section and was not designed to identify all deficiencies in internal control over compliance that might be material weaknesses or significant deficiencies. We did not identify any deficiencies in internal control over compliance that we consider to be material weaknesses. However, material weaknesses may exist that have not been identified.

The purpose of this report on internal control over compliance is solely to describe the scope of our testing of internal control over compliance and the results of that testing based on the requirements of the Uniform Guidance. Accordingly, this report is not suitable for any other purpose.

Report on Schedule of Expenditures of Federal Awards Required by the Uniform Guidance

We have audited the financial statements of the governmental activities, the business-type activities, and each major fund of the Corporation as of and for the year ended December 31, 2020, and the related notes to the financial statements, which collectively comprise the Corporation's basic financial statements. We issued our report thereon dated June 28, 2021, which contained an unmodified opinion on those financial statements. Our audit was conducted for the purpose of forming opinions on the financial statements that collectively comprise the basic financial statements. The accompanying schedule of expenditures of federal awards is presented for purposes of additional analysis as required by the Uniform Guidance and is not a required part of the basic financial statements. Such information is the responsibility of management and was derived from and relates directly to the underlying accounting and other records used to prepare the basic financial statements. The information has been subjected to the auditing procedures applied in the audit of the financial statements and certain additional procedures, including comparing and reconciling such information directly to the underlying accounting and other records used to prepare the basic financial statements or to the basic financial statements themselves, and other additional procedures in accordance with auditing standards generally accepted in the United States of America. In our opinion, the schedule of expenditures of federal awards is fairly stated in all material respects in relation to the basic financial statements as a whole.

BKD, LLP

Indianapolis, Indiana
November 3, 2021

Health and Hospital Corporation of Marion County, Indiana
(A Component Unit of the Consolidated City of Indianapolis - Marion County)
Schedule of Findings and Questioned Costs
Year Ended December 31, 2020

Summary of Auditor's Results

Financial Statements

1. The type of report the auditor issued on whether the financial statements audited were prepared in accordance with accounting principles generally accepted in the United States of America (GAAP) was:
 Unmodified Qualified Adverse Disclaimer

2. The independent auditor's report on internal control over financial reporting disclosed:
Significant deficiency(ies)? Yes None reported
Material weakness(es)? Yes No

3. Noncompliance considered material to the financial statements was disclosed by the audit? Yes No

Federal Awards

4. The independent auditor's report on internal control over compliance for major federal awards programs disclosed:
Significant deficiency(ies)? Yes None reported
Material weakness(es)? Yes No

5. The opinion expressed in the independent auditor's report on compliance for the Corporation's major federal awards was:
 Unmodified Qualified Adverse Disclaimer

6. The audit disclosed findings required to be reported by 2 CFR 200.516(a)? Yes No

Health and Hospital Corporation of Marion County, Indiana
(A Component Unit of the Consolidated City of Indianapolis - Marion County)
Schedule of Findings and Questioned Costs (Continued)
Year Ended December 31, 2020

7. The Corporation's major programs were:

Cluster/Program	CFDA Number
COVID-19 Coronavirus Relief Fund	21.019
Health Centers Cluster	93.224/93.527
COVID-19 Testing for the Uninsured	93.461

8. The threshold used to distinguish between Type A and Type B programs was \$2,171,802.

9. The Corporation qualified as a low-risk auditee? Yes No

Health and Hospital Corporation of Marion County, Indiana
(A Component Unit of the Consolidated City of Indianapolis - Marion County)
Schedule of Findings and Questioned Costs (Continued)
Year Ended December 31, 2020

Findings Required to be Reported by *Government Auditing Standards*

**Reference
Number**

Finding

No matters are reportable.

Health and Hospital Corporation of Marion County, Indiana
(A Component Unit of the Consolidated City of Indianapolis - Marion County)
Schedule of Findings and Questioned Costs (Continued)
Year Ended December 31, 2020

Findings Required to be Reported by Uniform Guidance

Reference Number	Finding	Questioned Costs
-----------------------------	----------------	-----------------------------

No matters are reportable.

Health and Hospital Corporation of Marion County, Indiana
(A Component Unit of the Consolidated City of Indianapolis - Marion County)
Status of Prior Audit Findings
Year Ended December 31, 2020

Reference Number	Summary of Finding	Status
-----------------------------	---------------------------	---------------

No matters are reportable.