

**STATE BOARD OF ACCOUNTS**  
**302 West Washington Street**  
**Room E418**  
**INDIANAPOLIS, INDIANA 46204-2769**

FINANCIAL STATEMENT AND  
FEDERAL SINGLE AUDIT REPORT  
OF

CITY OF ELKHART  
ELKHART COUNTY, INDIANA

January 1, 2018 to December 31, 2018



**FILED**

09/10/2019



## TABLE OF CONTENTS

| <u>Description</u>   | <u>Page</u> |
|--|-------------|
| Schedule of Officials .....  | 2           |
| Independent Auditor's Report .....   | 3-5         |
| Independent Auditor's Report on Internal Control over Financial Reporting and on<br>Compliance and Other Matters Based on an Audit of the Financial Statement<br>Performed in Accordance with <i>Government Auditing Standards</i> ..... | 6-7         |
| Financial Statement and Accompanying Notes:  |             |
| Statement of Receipts, Disbursements, and Cash<br>and Investment Balances - Regulatory Basis .....   | 10-11       |
| Notes to Financial Statement .....   | 12-17       |
| Other Information - Unaudited:   |             |
| Combining Schedule of Receipts, Disbursements, and Cash and<br>Investment Balances - Regulatory Basis .....  | 20-51       |
| Schedule of Payables and Receivables .....   | 52          |
| Schedule of Leases and Debt .....  | 53          |
| Schedule of Capital Assets.....  | 54          |
| Supplemental Audit of Federal Awards:  |             |
| Independent Auditor's Report on Compliance for the Major<br>Federal Program and on Internal Control over Compliance .....  | 56-57       |
| Schedule of Expenditures of Federal Awards and Accompanying Notes:   |             |
| Schedule of Expenditures of Federal Awards.....  | 60          |
| Notes to Schedule of Expenditures of Federal Awards .....  | 61          |
| Schedule of Findings and Questioned Costs .....  | 62-64       |
| Auditee-Prepared Document:   |             |
| Corrective Action Plan .....   | 66          |
| Other Reports.....   | 67          |

#### SCHEDULE OF OFFICIALS

| <u>Office</u>                             | <u>Official</u>    | <u>Term</u>          |
|---|--------------------|----------------------|
| City Controller                           | Rita Huffman       | 01-01-18 to 12-31-19 |
| Mayor                                     | Timothy Neese      | 01-01-16 to 12-31-19 |
| President of the Board<br>of Public Works | Michael C. Machlan | 01-01-18 to 12-31-19 |
| President of the<br>Common Council        | Brian Dickerson    | 01-01-18 to 12-31-19 |



**STATE OF INDIANA**  
AN EQUAL OPPORTUNITY EMPLOYER

STATE BOARD OF ACCOUNTS  
302 WEST WASHINGTON STREET  
ROOM E418  
INDIANAPOLIS, INDIANA 46204-2769

Telephone: (317) 232-2513  
Fax: (317) 232-4711  
Web Site: [www.in.gov/sboa](http://www.in.gov/sboa)

INDEPENDENT AUDITOR'S REPORT

TO: THE OFFICIALS OF THE CITY OF ELKHART, ELKHART COUNTY, INDIANA

**Report on the Financial Statement**

We have audited the accompanying financial statement of the City of Elkhart (City), which comprises the financial position and results of operations for the year ended December 31, 2018, and the related notes to the financial statement as listed in the Table of Contents.

***Management's Responsibility for the Financial Statement***

Management is responsible for the preparation and fair presentation of this financial statement in accordance with the financial reporting provisions of the Indiana State Board of Accounts as allowed by state statute (IC 5-11-1-6). Management is responsible for and has determined that the regulatory basis of accounting, as established by the Indiana State Board of Accounts, is an acceptable basis of presentation. Management is also responsible for the design, implementation, and maintenance of internal control relevant to the preparation and fair presentation of a financial statement that is free from material misstatement, whether due to fraud or error.

***Auditor's Responsibility***

Our responsibility is to express an opinion on this financial statement based on our audit. We conducted our audit in accordance with auditing standards generally accepted in the United States of America and the standards applicable to financial audits contained in *Government Auditing Standards*, issued by the Comptroller General of the United States. Those standards require that we plan and perform the audit to obtain reasonable assurance about whether the financial statement is free from material misstatement.

An audit involves performing procedures to obtain audit evidence about the amounts and disclosures in the financial statement. The procedures selected depend on the auditor's judgment, including the assessment of the risks of material misstatement of the financial statement, whether due to fraud or error. In making those risk assessments, the auditor considers internal control relevant to the City's preparation and fair presentation of the financial statement in order to design audit procedures that are appropriate in the circumstances, but not for the purpose of expressing an opinion on the effectiveness of the City's internal control. Accordingly, we express no such opinion. An audit also includes evaluating the appropriateness of accounting policies used and the reasonableness of significant accounting estimates made by management, as well as evaluating the overall presentation of the financial statement.

We believe that the audit evidence we have obtained is sufficient and appropriate to provide a basis for our audit opinion.

INDEPENDENT AUDITOR'S REPORT  
(Continued)

***Basis for Adverse Opinion on U.S. Generally Accepted Accounting Principles***

As discussed in Note 1 to the financial statement, the City prepares its financial statement on the prescribed basis of accounting that demonstrates compliance with the reporting requirements established by the Indiana State Board of Accounts as allowed by state statute (IC 5-11-1-6), which is a basis of accounting other than accounting principles generally accepted in the United States of America.

The effects on the financial statement of the variances between the regulatory basis of accounting described in Note 1 and accounting principles generally accepted in the United States of America, although not reasonably determinable, are presumed to be material.

***Adverse Opinion on U.S. Generally Accepted Accounting Principles***

In our opinion, because of the significance of the matter discussed in the *Basis for Adverse Opinion on U.S. Generally Accepted Accounting Principles* paragraph, the financial statement referred to above does not present fairly, in accordance with accounting principles generally accepted in the United States of America, the financial position and results of operations of the City for the year ended December 31, 2018.

***Opinion on Regulatory Basis of Accounting***

In our opinion, the financial statement referred to above presents fairly, in all material respects, the financial position and results of operations of the City for the year ended December 31, 2018, in accordance with the financial reporting provisions of the Indiana State Board of Accounts described in Note 1.

***Other Matters***

*Supplementary Information*

Our audit was conducted for the purpose of forming an opinion on the City's financial statement. The accompanying Schedule of Expenditures of Federal Awards is presented for purposes of additional analysis as required by Title 2 U.S. Code of Federal Regulations Part 200, *Uniform Administrative Requirements, Cost Principles, and Audit Requirements for Federal Awards*, and is not a required part of the financial statement. Such information is the responsibility of management and was derived from and relates directly to the underlying accounting and other records used to prepare the financial statement. The information has been subjected to the auditing procedures applied in the audit of the financial statement and certain additional procedures, including comparing and reconciling such information directly to the underlying accounting and other records used to prepare the financial statement or to the financial statement itself, and other additional procedures in accordance with auditing standards generally accepted in the United States of America. In our opinion, the Schedule of Expenditures of Federal Awards is fairly stated, in all material respects, in relation to the financial statement taken as a whole.


*Other Information*

Our audit was conducted for the purpose of forming an opinion on the City's financial statement. The Combining Schedule of Receipts, Disbursements, and Cash and Investment Balances - Regulatory Basis, Schedule of Payables and Receivables, Schedule of Leases and Debt, and Schedule of Capital Assets, as listed in the Table of Contents, are presented for additional analysis and are not required parts of the financial statement. They have not been subjected to the auditing procedures applied by us in the audit of the financial statement and, accordingly, we express no opinion on them.

INDEPENDENT AUDITOR'S REPORT  
(Continued)

**Other Reporting Required by *Government Auditing Standards***

In accordance with *Government Auditing Standards*, we have also issued a report dated August 22, 2019, on our consideration of the City's internal control over financial reporting and our tests of its compliance with certain provisions of laws, regulations, contracts, grant agreements, and other matters. The purpose of that report is solely to describe the scope of our testing of internal control over financial reporting and compliance and the results of that testing and not to provide an opinion on the effectiveness of the City's internal control over financial reporting or on compliance. That report is an integral part of an audit performed in accordance with *Government Auditing Standards* in considering the City's internal control over financial reporting and compliance.

  
Paul D. Joyce, CPA  
State Examiner

August 22, 2019



**STATE OF INDIANA**  
AN EQUAL OPPORTUNITY EMPLOYER

STATE BOARD OF ACCOUNTS  
302 WEST WASHINGTON STREET  
ROOM E418  
INDIANAPOLIS, INDIANA 46204-2769

Telephone: (317) 232-2513  
Fax: (317) 232-4711  
Web Site: [www.in.gov/sboa](http://www.in.gov/sboa)

INDEPENDENT AUDITOR'S REPORT ON INTERNAL CONTROL OVER FINANCIAL REPORTING  
AND ON COMPLIANCE AND OTHER MATTERS BASED ON AN AUDIT OF THE FINANCIAL  
STATEMENT PERFORMED IN ACCORDANCE WITH *GOVERNMENT AUDITING STANDARDS*

TO: THE OFFICIALS OF THE CITY OF ELKHART, ELKHART COUNTY, INDIANA

We have audited, in accordance with auditing standards generally accepted in the United States of America and the standards applicable to financial audits contained in *Government Auditing Standards*, issued by the Comptroller General of the United States, the financial statement of the City of Elkhart (City), which comprises the financial position and results of operations for the year ended December 31, 2018, and the related notes to the financial statement, and have issued our report thereon dated August 22, 2019, wherein we noted the City followed accounting practices the Indiana State Board of Accounts prescribes rather than accounting principles generally accepted in the United States of America.

**Internal Control over Financial Reporting**

In planning and performing our audit of the financial statement, we considered the City's internal control over financial reporting (internal control) to determine the audit procedures that are appropriate in the circumstances for the purpose of expressing our opinion on the financial statement, but not for the purpose of expressing an opinion on the effectiveness of the City's internal control. Accordingly, we do not express an opinion on the effectiveness of the City's internal control.

A deficiency in internal control exists when the design or operation of a control does not allow management or employees, in the normal course of performing their assigned functions, to prevent, or detect and correct, misstatements on a timely basis. A material weakness is a deficiency, or combination of deficiencies, in internal control, such that there is a reasonable possibility that a material misstatement of the City's financial statement will not be prevented, or detected and corrected, on a timely basis. A significant deficiency is a deficiency, or combination of deficiencies, in internal control that is less severe than a material weakness, yet important enough to merit attention by those charged with governance.

Our consideration of internal control was for the limited purpose described in the first paragraph of this section and was not designed to identify all deficiencies in internal control that might be material weaknesses or significant deficiencies and, therefore, material weaknesses or significant deficiencies may exist that were not identified. We did identify certain deficiencies in internal control, described in the accompanying Schedule of Findings and Questioned Costs as item 2018-001, that we consider to be a material weakness.

INDEPENDENT AUDITOR'S REPORT ON INTERNAL CONTROL OVER FINANCIAL REPORTING  
AND ON COMPLIANCE AND OTHER MATTERS BASED ON AN AUDIT OF THE FINANCIAL  
STATEMENT PERFORMED IN ACCORDANCE WITH *GOVERNMENT AUDITING STANDARDS*  
(Continued)

**Compliance and Other Matters**


As part of obtaining reasonable assurance about whether the City's financial statement is free of material misstatement, we performed tests of its compliance with certain provisions of laws, regulations, contracts, and grant agreements, noncompliance with which could have a direct and material effect on the determination of financial statement amounts. However, providing an opinion on compliance with those provisions was not an objective of our audit and, accordingly, we do not express such an opinion. The results of our tests disclosed instances of noncompliance or other matters that are required to be reported under *Government Auditing Standards* and which are described in the accompanying Schedule of Findings and Questioned Costs as item 2018-001.

**City of Elkhart's Response to Findings**

The City's response to the findings identified in our audit is described in the accompanying Corrective Action Plan. The City's response was not subjected to the auditing procedures applied in the audit of the financial statement and, accordingly, we express no opinion on it.

**Purpose of This Report**

The purpose of this report is solely to describe the scope of our testing of internal control and compliance and the results of that testing, and not to provide an opinion on the effectiveness of the City's internal control or on compliance. This report is an integral part of an audit performed in accordance with *Government Auditing Standards* in considering the City's internal control and compliance. Accordingly, this communication is not suitable for any other purpose.

  
Paul D. Joyce, CPA  
State Examiner

August 22, 2019

(This page intentionally left blank.)

## FINANCIAL STATEMENT AND ACCOMPANYING NOTES

The financial statement and accompanying notes were approved by management of the City. The financial statement and notes are presented as intended by the City.

CITY OF ELKHART  
STATEMENT OF RECEIPTS, DISBURSEMENTS, AND  
CASH AND INVESTMENT BALANCES - REGULATORY BASIS  
For the Year Ended December 31, 2018

| Fund                       | Cash and Investments |               |               | Cash and Investments<br>12-31-18 |
|----------------------------|----------------------|---------------|---------------|----------------------------------|
|                            | 01-01-18             | Receipts      | Disbursements |                                  |
| GENERAL                    | \$ 46,110,910        | \$ 54,314,695 | \$ 67,755,885 | \$ 32,669,720                    |
| MOTOR VEHICLE              | 1,945,705            | 6,098,401     | 5,643,201     | 2,400,905                        |
| LOCAL ROAD & STREET        | 291,840              | 878,620       | 500,000       | 670,460                          |
| AVIATION                   | 829,907              | 882,820       | 1,264,196     | 448,531                          |
| PARKING ENFORCEMENT        | 187,825              | 21,781        | -             | 209,606                          |
| LERNER CONCESSIONS         | 1,098                | -             | -             | 1,098                            |
| COMMUNITY DEVELOPMENT      | 44,985               | 817,624       | 699,129       | 163,480                          |
| LAW ENFORCEMENT EDUCATION  | 164,000              | 81,354        | 94,341        | 151,013                          |
| RECORD PERPETUATION        | 74,512               | 39,422        | 31,170        | 82,764                           |
| UNSAFE BUILDING            | 339,522              | 225,194       | 352,844       | 211,872                          |
| E 911                      | 20,145               | 104,242       | 120,064       | 4,323                            |
| PARK & RECREATION          | 336,260              | 818,197       | 856,273       | 298,184                          |
| RAINY DAY                  | 8,633,599            | 558,616       | 31,984        | 9,160,231                        |
| MAJOR MOVES CONSTRUCTION   | 8,451,022            | 716,270       | -             | 9,167,292                        |
| CUM CAPITAL DEVELOPMENT    | 294,359              | 1,090,231     | 1,115,473     | 269,117                          |
| CUMULATIVE SEWER           | 497,464              | 174,154       | 61,816        | 609,802                          |
| CUM FIRE EQUIP & POLICE    | 698,817              | 572,824       | 115,000       | 1,156,641                        |
| EDIT                       | 5,192,333            | 5,651,011     | 4,890,762     | 5,952,582                        |
| CUM CAPITAL IMPROVEMENT    | 471,062              | 135,446       | 213,315       | 393,193                          |
| CENTRAL GARAGE             | 968,803              | 697,367       | 1,573,450     | 92,720                           |
| POLICE PENSION             | 1,507,305            | 2,078,285     | 2,205,061     | 1,380,529                        |
| FIRE PENSION               | 2,652,606            | 2,834,264     | 2,899,326     | 2,587,544                        |
| COUNTY COURT FEES          | -                    | 81,337        | 76,437        | 4,900                            |
| LOIT PUBLIC SAFETY         | 3,460,547            | 5,277,148     | 5,767,714     | 2,969,981                        |
| SALES TAX                  | 1,956                | 18,095        | 17,030        | 3,021                            |
| AVIATION DONATION          | 4,956                | -             | -             | 4,956                            |
| SAFETY CHAMPIONS DONATION  | 142                  | -             | -             | 142                              |
| BAYER CORP DONATION        | 1,127                | -             | -             | 1,127                            |
| CIVIL RIGHTS DONATION      | 692                  | -             | -             | 692                              |
| COMM VIOLENCE PJT DONATION | 176                  | -             | -             | 176                              |
| PARK GRANTS                | 4,425                | -             | -             | 4,425                            |
| PROBATION USERS FEE        | 463                  | 176,910       | 129,779       | 47,594                           |
| THEFT PROGRAM              | 163,419              | 10,350        | 8,711         | 165,058                          |
| HUMAN RELATIONS GRANT      | 91,056               | 33,000        | 37,162        | 86,894                           |
| FLEX-SPENDING              | 78,489               | 231,444       | 234,191       | 75,742                           |
| CEMETERY                   | 86,904               | 619,189       | 591,937       | 114,156                          |
| HIGH DIVE PARK GRANT       | 19,644               | -             | -             | 19,644                           |
| ST GRT IDEM SMALL MENTOR   | 61,013               | -             | -             | 61,013                           |
| NYCRR CONCESSIONS          | 30,942               | 8,990         | 4,143         | 35,789                           |
| TAX ABATEMENT              | 377,355              | 37,468        | -             | 414,823                          |
| DUI/OPERATING UNDER INFLU  | 15,928               | 449           | 4,336         | 12,041                           |
| ENVIRONMENTAL CENTER       | 69,504               | 193,000       | 153,126       | 109,378                          |
| GREATER ELKHART            | 284,765              | 108,316       | 49,732        | 343,349                          |
| LICENSE EXAMINATION        | 28,067               | 5,300         | 3,990         | 29,377                           |
| MAUSOLEUM OPERATIONS       | 52,249               | 10,246        | 7,490         | 55,005                           |
| NYC RR MUSEUM              | 34,281               | 154,990       | 143,314       | 45,957                           |
| LERNER THEATRE             | 670,442              | 990,089       | 1,002,290     | 658,241                          |
| REDEVELOPMENT              | 136,641              | -             | 33,541        | 103,100                          |
| UMPTA                      | 11,167               | -             | -             | 11,167                           |
| TOLSON DRUG ELIMINATION    | 35                   | -             | -             | 35                               |
| FACT (FATAL ACCIDENT CRAS  | 196                  | -             | -             | 196                              |
| PARK PROGRAM               | 855,222              | 301,388       | 468,652       | 687,958                          |
| BCCE/SEAT BELT             | -                    | 3,561         | 3,561         | -                                |
| ST GRT ST JOE RIVER        | 17,292               | -             | -             | 17,292                           |
| CD REHAB/REVOLVING LOAN    | 125,750              | 6,036         | 15,170        | 116,616                          |
| CD BUSINESS LOAN GRANT     | 392,223              | 22,704        | 130,513       | 284,414                          |
| DEA ASSET SHARING          | 134,041              | 64,397        | 150,742       | 47,696                           |
| NOISE ORDINANCE            | 87,471               | 36,001        | 72,575        | 50,897                           |
| STU STATLER CRIME          | 59,793               | 1,022         | -             | 60,815                           |
| ANIMAL CONTROL ORDINANCE   | 140,313              | 120,514       | 147,104       | 113,723                          |
| RIVERBOAT                  | 688,479              | -             | -             | 688,479                          |
| LOIT SPEC DISTR - 2016     | 5,142,979            | -             | 2,506,082     | 2,636,897                        |
| STATE GRANT                | 39,793               | 691,636       | 655,607       | 75,822                           |
| WHEEL TAX                  | 329,823              | -             | -             | 329,823                          |
| PARK BOND 2009 RESERVE     | 283,295              | -             | -             | 283,295                          |
| PARK BOND 09 ALLOCATION    | 431,476              | 1,316,701     | 957,848       | 790,329                          |
| RIVERWALK COMMONS          | 1,760                | -             | -             | 1,760                            |
| HORIZON                    | 312,546              | -             | -             | 312,546                          |
| ELKHART CAPITAL OUTLAY     | -                    | 29,526,689    | 8,719,020     | 20,807,669                       |
| URBAN WOOD PROGRAM         | 2,787                | 411           | -             | 3,198                            |
| CURB & GUTTER/BOND DEPOSIT | 50,061               | 9,800         | 12,600        | 47,261                           |
| LERNER CAPITAL             | 115,711              | -             | -             | 115,711                          |
| AVIATION FEDERAL           | -                    | 1,058,961     | 1,058,961     | -                                |
| DOWNTOWN DEVELOPMENT       | 8,177                | -             | -             | 8,177                            |
| HIGHWAY IMPROVEMENT        | 94,864               | -             | -             | 94,864                           |
| PARK CAPITAL               | 6,524                | -             | -             | 6,524                            |
| TIF RESERVE DWNTWN FUND    | 1,043,563            | -             | -             | 1,043,563                        |
| TIF DOWNTOWN ALLOCATION    | 1,462,475            | 1,957,407     | 1,677,573     | 1,742,309                        |
| TIF ALLOCATION PIERRE MOR  | 92,294               | 183,327       | 275,621       | -                                |
| TIF DOWNTOWN CAPITAL       | 3,766,319            | -             | 426,389       | 3,339,930                        |
| TIF SOUTHWEST ALLOCATION   | 256,860              | 632,487       | 889,347       | -                                |
| TIF AEROPLEX ALLOCATION    | 339,623              | 201,797       | 6,176         | 535,244                          |

CITY OF ELKHART  
STATEMENT OF RECEIPTS, DISBURSEMENTS, AND  
CASH AND INVESTMENT BALANCES - REGULATORY BASIS  
For the Year Ended December 31, 2018

| Fund                               | Cash and              | Receipts              | Disbursements         | Cash and              |
|------------------------------------|-----------------------|-----------------------|-----------------------|-----------------------|
|                                    | Investments           |                       |                       | Investments           |
|                                    | 01-01-18              |                       |                       | 12-31-18              |
| TIF ALLOCATION STERLING E          | 95,902                | 293,774               | 389,676               | -                     |
| TIF ALLOCATION CASS ST AR          | 6,347,320             | 2,220,687             | 1,806,301             | 6,761,706             |
| TIF BAYER/TECH PARK ALLOC          | 434,970               | 100,511               | 14,990                | 520,491               |
| TIF ALLOCATION S.MAIN GAT          | 26,888                | 313,927               | 340,815               | -                     |
| TIF CONSOLIDATED S ALLOCA          | 2,446,258             | 1,901,230             | 851,550               | 3,495,938             |
| TIF-FOUNDRY CONSTRUCTION           | 4,012,223             | 7,984                 | 2,361,948             | 1,658,259             |
| GROUP INSURANCE                    | 900,984               | 7,057,896             | 7,332,717             | 626,163               |
| DEPT OF HOMELAND SECU              | 58                    | -                     | -                     | 58                    |
| POLICE GRANT                       | 26,733                | 18,322                | 7,480                 | 37,575                |
| INSURANCE AVIATION                 | 2,952                 | -                     | -                     | 2,952                 |
| INSURANCE FIRE DEPT                | 23,029                | 20,955                | 22,517                | 21,467                |
| INSURANCE POLICE DEPT              | 37,816                | 2,968                 | 1,911                 | 38,873                |
| INSURANCE P/W                      | 36,489                | 13,985                | 4,105                 | 46,369                |
| INSURANCE MOTOR VEH                | 9,408                 | 18,341                | 12,801                | 14,948                |
| INSURANCE CEMETERY                 | 100                   | -                     | -                     | 100                   |
| INSURANCE PARK & REC               | 53,577                | 39,291                | 3,836                 | 89,032                |
| INSURANCE BLDG & GRNDS             | 12,779                | 8,435                 | 10,418                | 10,796                |
| INSURANCE CENT GARAGE              | 47,683                | 68,232                | 66,269                | 49,646                |
| INSURANCE SEWER                    | 14,677                | -                     | -                     | 14,677                |
| PENSION TRUST                      | 1,604,805             | 6,181,533             | 6,175,052             | 1,611,286             |
| HRA GROUP INSURANCE                | 486,830               | 716                   | -                     | 487,546               |
| LIABILITY INSURANCE TRUST          | 4,534,057             | 1,273,262             | 1,824,064             | 3,983,255             |
| CEMETERY PERPETUAL CARE            | 70,268                | 4,279                 | -                     | 74,547                |
| MAUSOLEUM PREP CARE                | 319,976               | 1,410                 | 181,993               | 139,393               |
| PRAIRIE ST CEMETERY PREP           | 75,657                | -                     | -                     | 75,657                |
| MAYOR'S DONATION                   | 5,438                 | 5,000                 | 6,030                 | 4,408                 |
| FOOD DRIVE DONATION                | 4,543                 | 250                   | -                     | 4,793                 |
| FIRE EDUCATIONAL DONATION          | 1,638                 | -                     | -                     | 1,638                 |
| FIRE DONATION                      | 526                   | 83,500                | 11,626                | 72,400                |
| AMBULANCE ESCROW DONATION          | 10,035                | -                     | -                     | 10,035                |
| SURVIVE ALIVE DONATION             | 6,795                 | 6,463                 | 7,300                 | 5,958                 |
| HISTORIC PRES DONATION             | 10,700                | 19,680                | -                     | 30,380                |
| BUILDING DONATION                  | 251                   | -                     | -                     | 251                   |
| GEN DOWNTOWN DONATION              | 1,253                 | -                     | -                     | 1,253                 |
| RIVERWALK COMMONS DONATION         | 2,875                 | -                     | -                     | 2,875                 |
| POLICE DONATION                    | 36,101                | 44,002                | 45,070                | 35,033                |
| INTERSECTION DONATION              | 650                   | -                     | -                     | 650                   |
| BEARDSLEY MEM DONATION             | 4,537                 | -                     | -                     | 4,537                 |
| TOLSON YOUTH                       | 7,872                 | 250                   | 560                   | 7,562                 |
| COMMUNICATION DONATION             | 10                    | -                     | -                     | 10                    |
| EMS DONATION                       | 1,783                 | -                     | -                     | 1,783                 |
| TREE PLANTING DONATION             | 679                   | -                     | -                     | 679                   |
| NYCRR MUSEUM DONATION              | 11,457                | 463                   | 560                   | 11,360                |
| CEMETERY DONATION                  | 42,517                | -                     | 751                   | 41,766                |
| PARKS DONATION                     | 73,096                | 50,739                | 42,161                | 81,674                |
| LERNER THEATER DONATION            | 37,009                | -                     | 5,334                 | 31,675                |
| RR OVERPASS                        | 237,521               | 3,118                 | 2,359                 | 238,280               |
| RR SAFETY BLD INDIANA              | 76,830                | -                     | -                     | 76,830                |
| ELCO THEATRE BLD INDIANA           | 17,274                | -                     | -                     | 17,274                |
| TOLSON CENTER IMPROVEMENT          | 46,225                | -                     | 1,000                 | 45,225                |
| TOLSON SCHOLARSHIP                 | 2,179                 | 43                    | -                     | 2,222                 |
| ENVIRO CTR -EDUCATION              | 33,955                | 21,464                | 12,369                | 43,050                |
| DESS DONATION                      | 374                   | -                     | -                     | 374                   |
| PUBLIC WORKS DONATION              | 3,459                 | -                     | -                     | 3,459                 |
| NEIGHBORHOOD STABILIZATION         | 816                   | -                     | -                     | 816                   |
| NSP 3                              | 308                   | -                     | -                     | 308                   |
| IHCDA IN HOUSING COMM DEV          | 608                   | -                     | -                     | 608                   |
| STORM WATER                        | 1,091,971             | 992,307               | 580,369               | 1,503,909             |
| STORMWATER CAPITAL                 | 179,314               | -                     | -                     | 179,314               |
| WWTP OPERATING                     | 1,184,800             | 8,155,536             | 5,883,741             | 3,456,595             |
| WWTP BOND & INTEREST               | 594,708               | 2,183,881             | 2,151,725             | 626,864               |
| SEWER REPLACEMENT                  | 3,744,689             | -                     | 1,158,710             | 2,585,979             |
| SEWER BOND SINKING                 | 1,812,709             | 292,477               | -                     | 2,105,186             |
| CSO-LTCP                           | 975                   | -                     | -                     | 975                   |
| SEWER INS                          | 132,108               | 360,379               | 480,826               | 11,661                |
| WWTP TRUNK LINE EXT                | 1,670,092             | 131,155               | 638,894               | 1,162,353             |
| SEWER GUARANTEE DEPOSITS           | 209,105               | 8,942                 | 8,032                 | 210,015               |
| WWTP REVENUE                       | 1,004,116             | 11,004,704            | 10,410,702            | 1,598,118             |
| WTR REVENUE                        | 1,183,870             | 7,761,130             | 7,863,879             | 1,081,121             |
| WTR OPERATING                      | 754,424               | 4,697,082             | 4,933,166             | 518,340               |
| WTR DEPRECIATION                   | 4,213,253             | 2,400,000             | 2,646,460             | 3,966,793             |
| WTR GUARANTEE DEPOSIT              | 273,219               | 43,527                | 28,688                | 288,058               |
| WATER TANK MAINTENANCE             | 1,205,125             | 240,000               | 140,300               | 1,304,825             |
| WTR MAIN EXTENSION                 | 1,268,263             | 50,042                | 496,104               | 822,201               |
| AQUATIC FISHERIES                  | 64,460                | 150,250               | 141,145               | 73,565                |
| ELKHART CITY COURT-REGULAR ACCOUNT | 174,602               | 1,654,442             | 1,690,009             | 139,035               |
| CITY CLERK-PROBATION USER FEES     | 10,160                | 176,541               | 176,910               | 9,791                 |
| Totals                             | <u>\$ 144,754,890</u> | <u>\$ 182,967,083</u> | <u>\$ 177,834,977</u> | <u>\$ 149,886,996</u> |

The notes to the financial statement are an integral part of this statement.

CITY OF ELKHART  
NOTES TO FINANCIAL STATEMENT

**Note 1. Summary of Significant Accounting Policies**

*A. Reporting Entity*

The City was established under the laws of the State of Indiana. The City operates under a Council-Mayor form of government and provides some or all of the following services: public safety (police and fire), highways and streets, health and social services, culture and recreation, public improvements, planning and zoning, general administrative services, water, wastewater, storm water, trash, aviation, and urban redevelopment and housing.

The accompanying financial statement presents the financial information for the City.

*B. Basis of Accounting*

The financial statement is reported on a regulatory basis of accounting prescribed by the Indiana State Board of Accounts in accordance with state statute (IC 5-11-1-6), which is a comprehensive basis of accounting other than accounting principles generally accepted in the United States of America. The basis of accounting involves the reporting of only cash and investments and the changes therein resulting from cash inflows (receipts) and cash outflows (disbursements) reported in the period in which they occurred.

The regulatory basis of accounting differs from accounting principles generally accepted in the United States of America, in that receipts are recognized when received in cash, rather than when earned, and disbursements are recognized when paid, rather than when a liability is incurred.

*C. Cash and Investments*

Investments are stated at cost. Any changes in fair value of the investments are reported as receipts in the year of the sale of the investment.

*D. Receipts*

Receipts are presented in the aggregate on the face of the financial statement. The aggregate receipts include the following sources:

*Taxes.* Amounts received from one or more of the following: property tax, certified shares (local option tax), property tax replacement credit (local option tax), county option income tax, wheel tax, innkeeper's tax, food and beverage tax, county economic development income tax, boat and trailer excise tax, county adjusted gross income tax, and other taxes that are set by the City.

*Licenses and permits.* Amounts received from businesses, occupations, or non-businesses that must be licensed before doing business within the government's jurisdiction, or permits levied according to the benefits presumably conferred by the permit. Examples of licenses and permits include the following: peddler licenses, animal licenses, auctioneer licenses, building and planning permits, demolition permits, electrical permits, sign permits, and gun permits.

CITY OF ELKHART  
NOTES TO FINANCIAL STATEMENT  
(Continued)

*Intergovernmental receipts.* Amounts received from other governments in the form of operating grants, entitlements, or payments in lieu of taxes. Examples of intergovernmental receipts include, but are not limited to, the following: federal grants, state grants, cigarette tax distributions received from the state, motor vehicle highway distributions received from the state, local road and street distributions received from the state, financial institution tax received from the state, auto excise surtax received from the state, commercial vehicle excise tax received from the state, major moves distributions received from the state, and riverboat receipts received from the county.

*Charges for services.* Amounts received for services including, but not limited to, the following: planning commission charges, building department charges, copies of public records, copy machines charges, accident report copies, gun permit applications, 911 telephone services, recycling fees, dog pound fees, emergency medical service fees, park rental fees, swimming pool receipts, cable TV receipts, ordinance violations, fines and fees, bond forfeitures, court costs, and court receipts.

*Fines and forfeits.* Amounts received from fines and penalties imposed for the commission of statutory offenses, violation of lawful administrative rules and regulations (fines), and for the neglect of official duty and monies derived from confiscating deposits held as performance guarantees (forfeitures).

*Utility fees.* Amounts received from charges for current services.

*Penalties.* Amounts received from late payment fees.

*Other receipts.* Amounts received from various sources, including, but not limited to, the following: net proceeds from borrowings; interfund loan activity; transfers authorized by statute, ordinance, resolution, or court order; internal service receipts; and fiduciary receipts.

**E. Disbursements**

Disbursements are presented in the aggregate on the face of the financial statement. The aggregate disbursements include the following uses:

*Personal services.* Amounts disbursed for salaries, wages, and related employee benefits provided for all persons employed. In those units where sick leave, vacation leave, overtime compensation, and other such benefits are appropriated separately, such payments would also be included.

*Supplies.* Amounts disbursed for articles and commodities that are entirely consumed and materially altered when used and/or show rapid depreciation after use for a short period of time. Examples of supplies include, but are not limited to, the following: office supplies, operating supplies, and repair and maintenance supplies.

*Other services and charges.* Amounts disbursed for services including, but not limited to, the following: professional services, communication and transportation, printing and advertising, insurance, utility services, repairs and maintenance, and rental charges.

*Debt service - principal and interest.* Amounts disbursed for fixed obligations resulting from financial transactions previously entered into by the City. It includes all expenditures for the reduction of the principal and interest of the City's general obligation indebtedness.

CITY OF ELKHART  
NOTES TO FINANCIAL STATEMENT  
(Continued)

*Capital outlay.* Amounts disbursed for land, infrastructure, buildings, improvements, and machinery and equipment having an appreciable and calculable period of usefulness.

*Utility operating expenses.* Amounts disbursed for operating the utilities.

*Other disbursements.* Amounts disbursed for various other purposes including, but not limited to, the following: interfund loan payments; loans made to other funds; internal service disbursements; and transfers out that are authorized by statute, ordinance, resolution, or court order.

**F. Interfund Transfers**

The City may, from time to time, make transfers from one fund to another. These transfers, if any, are included as a part of the receipts and disbursements of the affected funds and as a part of total receipts and disbursements. The transfers are used for cash flow purposes as provided by various statutory provisions.

**G. Fund Accounting**

Separate funds are established, maintained, and reported by the City. Each fund is used to account for amounts received from and used for specific sources and uses as determined by various regulations. Restrictions on some funds are set by statute while other funds are internally restricted by the City. The amounts accounted for in a specific fund may only be available for use for certain, legally-restricted purposes. Additionally, some funds are used to account for assets held by the City in a trustee capacity as an agent of individuals, private organizations, other funds, or other governmental units and, therefore, the funds cannot be used for any expenditures of the unit itself.

**Note 2. Budgets**

The operating budget is initially prepared and approved at the local level. The fiscal officer of the City submits a proposed operating budget to the governing board for the following calendar year. The budget is advertised as required by law. Prior to adopting the budget, the governing board conducts public hearings and obtains taxpayer comments. Prior to November 1, the governing board approves the budget for the next year. The budget for funds for which property taxes are levied or highway use taxes are received is subject to final approval by the Indiana Department of Local Government Finance.

**Note 3. Property Taxes**

Property taxes levied are collected by the County Treasurer and are scheduled to be distributed to the City in June and December; however, situations can arise which would delay the distributions. State statute (IC 6-1.1-17-16) requires the Indiana Department of Local Government Finance to establish property tax rates and levies by December 31 of the year preceding the budget year or January 15 of the budget year if the City is issuing debt after December 1 or intends on filing a shortfall appeal. These rates were based upon the assessed valuations adjusted for various tax credits from the preceding year's lien date of January 1. Taxable property is assessed at 100 percent of the true tax value (determined in accordance with rules and regulations adopted by the Indiana Department of Local Government Finance). Taxes may be paid in two equal installments which normally become delinquent if not paid by May 10 and November 10, respectively.

CITY OF ELKHART  
NOTES TO FINANCIAL STATEMENT  
(Continued)

**Note 4. Deposits and Investments**

Deposits, made in accordance with state statute (IC 5-13), with financial institutions in the State of Indiana, at year end, should be entirely insured by the Federal Depository Insurance Corporation or by the Indiana Public Deposit Insurance Fund. This includes any deposit accounts issued or offered by a qualifying financial institution.

State statutes authorize the City to invest in securities including, but not limited to, the following: federal government securities, repurchase agreements, and certain money market mutual funds. Certain other statutory restrictions apply to all investments made by local governmental units.

**Note 5. Risk Management**

The City may be exposed to various risks of loss related to torts; theft of, damage to, and destruction of assets; errors and omissions; job-related illnesses or injuries to employees; medical benefits to employees, retirees, and dependents; and natural disasters.

These risks can be mitigated through the purchase of insurance, establishment of a self-insurance fund, and/or participation in a risk pool. The purchase of insurance transfers the risk to an independent third-party. The establishment of a self-insurance fund allows the City to set aside money for claim settlements. The self-insurance fund would be included in the financial statement. The purpose of participation in a risk pool is to provide a medium for the funding and administration of the risks.

**Note 6. Pension Plans**

*A. Public Employees' Retirement Fund*

*Plan Description*

The Indiana Public Employees' Retirement Fund (PERF) Defined Benefit Plan is a cost-sharing multiple-employer defined benefit plan and provides retirement, disability, and survivor benefits to plan members. PERF is administered through the Indiana Public Retirement System (INPRS) Board in accordance with state statutes (IC 5-10.2, IC 5-10.3) and administrative code (35 IAC 1.2), which govern most requirements of the system and give the City authority to contribute to the plan.

My Choice: Retirement Savings Plan for Public Employees (My Choice) is a multiple-employer defined contribution plan. It is administered through the Indiana Public Retirement System (INPRS) Board in accordance with state statutes (IC 5-10.2, IC 5-10.3) and administrative code (35 IAC 1.2), which govern most requirements of the system and give the City authority to contribute to the plan.

New employees hired have a one-time election to join either the Public Employees' Hybrid Plan (PERF Hybrid) or the My Choice: Retirement Savings Plan for Public Employees (My Choice), which is a multiple-employer defined contribution plan. PERF Hybrid consists of two components: PERF DB, the employer-funded monthly defined benefit component, and the Public Employees' Hybrid Members Defined Contribution Account, the defined contribution component.

CITY OF ELKHART  
NOTES TO FINANCIAL STATEMENT  
(Continued)

*Financial Report*

INPRS issues a publicly available financial report that includes financial statements and required supplementary information for the plan as a whole and for its participants. That report may be obtained by contacting:

Indiana Public Retirement System  
One North Capitol, Suite 001  
Indianapolis, IN 46204  
Ph. (844) 464-6777

*Contributions*

Members' contributions are set by state statute at 3 percent of compensation for both the defined contribution component of PERF Hybrid and My Choice. The employer may elect to make the contribution on behalf of the member of the defined contribution component of PERF Hybrid and My Choice members may receive additional employer contribution in lieu of the PERF DB. Contributions to the PERF DB are determined by INPRS Board based on actuarial valuation.

*B. 1925 Police Officers' Pension Plan*

*Plan Description*

The 1925 Police Officers' Pension Plan is a single-employer defined benefit pension plan. The plan is administered by the local pension board as authorized by state statute (IC 36-8-6). The plan provides retirement, disability, and death benefits to plan members and beneficiaries. The plan was established by the plan administrator, as provided by state statute. The plan administrator does not issue a publicly available financial report that includes financial statements and required supplementary information of the plan.

*Funding Policy*

The contribution requirements of plan members for the 1925 Police Officers' Pension Plan are established by state statute.

*On Behalf Payments*

The 1925 Police Officers' Pension Plan is funded by the State of Indiana through the Indiana Public Retirement System as provided under Indiana Code 5-10.3-11.

*C. 1937 Firefighters' Pension Plan*

*Plan Description*

The 1937 Firefighters' Pension Plan is a single-employer defined benefit pension plan. The plan is administered by the local pension board as authorized by state statute (IC 36-8-7). The plan provides retirement, disability, and death benefits to plan members and beneficiaries. The plan was established by the plan administrator, as provided by state statute. The plan administrator does not issue a publicly available financial report that includes financial statements and required supplementary information of the plan.

CITY OF ELKHART  
NOTES TO FINANCIAL STATEMENT  
(Continued)

*Funding Policy*

The contribution requirements of plan members for the 1937 Firefighters' Pension Plan are established by state statute.

*On Behalf Payments*

The 1937 Firefighters' Pension Plan is funded by the State of Indiana through the Indiana Public Retirement System as provided under Indiana Code 5-10.3-11.

*D. 1977 Police Officers' and Firefighters' Pension and Disability Fund*

*Plan Description*

The 1977 Police Officers' and Firefighters' Pension and Disability Fund is a cost-sharing multiple-employer defined benefit pension plan administered by the Indiana Public Retirement System (INPRS) for all police officers and firefighters hired after April 30, 1977, providing retirement, disability, and survivor benefits.

State statute (IC 36-8-8) regulates the operations of the system, including benefits, vesting, and requirements for contributions by employers and by employees. Covered employees may retire at age 52 with 20 years of service. An employee with 20 years of service may leave service, but will not receive benefits until reaching age 52.

*Financial Report*

INPRS issues a publicly available financial report that includes financial statements and required supplementary information for the plan as a whole and for its participants. That report may be obtained by contacting:

Indiana Public Retirement System  
One North Capitol, Suite 001  
Indianapolis, IN 46204  
Ph. (844) 464-6777

*Contributions*

The contribution requirements of plan members and the City are established by the Board of Trustees of INPRS based on actuarial valuation. Employers may pay all or part of the member contribution for the member.

**Note 7. Other Postemployment Benefits**

The City provides to eligible retirees and their spouses the following benefits: health and dental insurance. These benefits pose a liability to the City for this year and in future years. Information regarding the benefits can be obtained by contacting the City.

(This page intentionally left blank.)

#### OTHER INFORMATION - UNAUDITED

The City's Annual Financial Report information can be found on the Indiana Gateway for Government Units website: <https://gateway.ifionline.org/>.

Differences may be noted between the financial information presented in the financial statement contained in this report and the financial information presented in the City's Annual Financial Report referenced above. These differences, if any, are due to adjustments made to the financial information during the course of the audit. This is a common occurrence in any financial statement audit. The financial information presented in this report is audited information, and the accuracy of such information can be determined by reading the opinion given in the Independent Auditor's Report.

The other information presented was approved by management of the City. It is presented as intended by the City.

CITY OF ELKHART  
 COMBINING SCHEDULE OF RECEIPTS, DISBURSEMENTS, AND  
 CASH AND INVESTMENT BALANCES - REGULATORY BASIS  
 For the Year Ended December 31, 2018

|   | GENERAL       | MOTOR<br>VEHICLE | LOCAL<br>ROAD<br>&<br>STREET | AVIATION   | PARKING<br>ENFORCEMENT |
|---|---------------|------------------|------------------------------|------------|------------------------|
| Cash and investments - beginning                      | \$ 46,110,910 | \$ 1,945,705     | \$ 291,840                   | \$ 829,907 | \$ 187,825             |
| Receipts:   |               |                  |                              |            |                        |
| Taxes   | 47,657,058    | 2,524,824        | -                            | 605,115    | -                      |
| Licenses and permits                                  | 682,807       | -                | -                            | -          | -                      |
| Intergovernmental receipts                            | 2,026,880     | 3,555,624        | 878,620                      | 3,780      | -                      |
| Charges for services                                  | 1,082,918     | 4,968            | -                            | 273,628    | -                      |
| Fines and forfeits                                    | 351,557       | -                | -                            | -          | 21,781                 |
| Utility fees  | -             | -                | -                            | -          | -                      |
| Penalties   | -             | -                | -                            | -          | -                      |
| Other receipts  | 2,513,475     | 12,985           | -                            | 297        | -                      |
| Total receipts  | 54,314,695    | 6,098,401        | 878,620                      | 882,820    | 21,781                 |
| Disbursements:  |               |                  |                              |            |                        |
| Personal services                                     | 31,652,185    | 3,324,788        | -                            | 700,551    | -                      |
| Supplies  | 1,911,132     | 685,416          | 500,000                      | 133,296    | -                      |
| Other services and charges                            | 3,876,550     | 536,776          | -                            | 130,459    | -                      |
| Debt service - principal and interest                 | -             | -                | -                            | -          | -                      |
| Capital outlay  | 667,727       | 1,096,221        | -                            | 227,870    | -                      |
| Utility operating expenses                            | -             | -                | -                            | -          | -                      |
| Other disbursements                                   | 29,648,291    | -                | -                            | 72,020     | -                      |
| Total disbursements                                   | 67,755,885    | 5,643,201        | 500,000                      | 1,264,196  | -                      |
| Excess (deficiency) of receipts over<br>disbursements | (13,441,190)  | 455,200          | 378,620                      | (381,376)  | 21,781                 |
| Cash and investments - ending                         | \$ 32,669,720 | \$ 2,400,905     | \$ 670,460                   | \$ 448,531 | \$ 209,606             |

CITY OF ELKHART  
 COMBINING SCHEDULE OF RECEIPTS, DISBURSEMENTS, AND  
 CASH AND INVESTMENT BALANCES - REGULATORY BASIS  
 For the Year Ended December 31, 2018

|  | LERNER<br>CONCESSIONS | COMMUNITY<br>DEVELOPMENT | LAW<br>ENFORCEMENT<br>EDUCATION | RECORD<br>PERPETUATION | UNSAFE<br>BUILDING |
|--|-----------------------|--------------------------|---------------------------------|------------------------|--------------------|
| Cash and investments - beginning                   | \$ 1,098              | \$ 44,985                | \$ 164,000                      | \$ 74,512              | \$ 339,522         |
| Receipts:  |                       |                          |                                 |                        |                    |
| Taxes  | -                     | -                        | -                               | -                      | -                  |
| Licenses and permits                               | -                     | -                        | 16,055                          | -                      | -                  |
| Intergovernmental receipts                         | -                     | 516,173                  | -                               | -                      | -                  |
| Charges for services                               | -                     | -                        | 41,758                          | -                      | 98,694             |
| Fines and forfeits                                 | -                     | -                        | -                               | 39,422                 | 26,500             |
| Utility fees                                       | -                     | -                        | -                               | -                      | -                  |
| Penalties  | -                     | -                        | -                               | -                      | -                  |
| Other receipts                                     | -                     | 301,451                  | 23,541                          | -                      | 100,000            |
| Total receipts                                     | -                     | 817,624                  | 81,354                          | 39,422                 | 225,194            |
| Disbursements:                                     |                       |                          |                                 |                        |                    |
| Personal services                                  | -                     | 27,043                   | -                               | 30,399                 | -                  |
| Supplies   | -                     | -                        | -                               | -                      | -                  |
| Other services and charges                         | -                     | 641,181                  | 94,341                          | -                      | 320,224            |
| Debt service - principal and interest              | -                     | -                        | -                               | -                      | -                  |
| Capital outlay                                     | -                     | -                        | -                               | 771                    | -                  |
| Utility operating expenses                         | -                     | -                        | -                               | -                      | -                  |
| Other disbursements                                | -                     | 30,905                   | -                               | -                      | 32,620             |
| Total disbursements                                | -                     | 699,129                  | 94,341                          | 31,170                 | 352,844            |
| Excess (deficiency) of receipts over disbursements | -                     | 118,495                  | (12,987)                        | 8,252                  | (127,650)          |
| Cash and investments - ending                      | \$ 1,098              | \$ 163,480               | \$ 151,013                      | \$ 82,764              | \$ 211,872         |

CITY OF ELKHART  
 COMBINING SCHEDULE OF RECEIPTS, DISBURSEMENTS, AND  
 CASH AND INVESTMENT BALANCES - REGULATORY BASIS  
 For the Year Ended December 31, 2018

|  | <u>E 911</u> | <u>PARK<br/>&amp;<br/>RECREATION</u> | <u>RAINY<br/>DAY</u> | <u>MAJOR<br/>MOVES<br/>CONSTRUCTION</u> | <u>CUM<br/>CAPITAL<br/>DEVELOPMENT</u> |
|--|--------------|--------------------------------------|----------------------|---|--|
| Cash and investments - beginning                   | \$ 20,145    | \$ 336,260                           | \$ 8,633,599         | \$ 8,451,022                            | \$ 294,359                             |
| Receipts:  |              |                                      |                      |   |  |
| Taxes  | -            | 591,947                              | -                    | -                                       | 905,049                                |
| Licenses and permits                               | -            | -                                    | -                    | -                                       | -                                      |
| Intergovernmental receipts                         | -            | 16,948                               | -                    | -                                       | 5,652                                  |
| Charges for services                               | 79,242       | 201,933                              | 517,321              | -                                       | -                                      |
| Fines and forfeits                                 | -            | -                                    | -                    | -                                       | -                                      |
| Utility fees                                       | -            | -                                    | -                    | -                                       | -                                      |
| Penalties  | -            | -                                    | -                    | -                                       | -                                      |
| Other receipts                                     | 25,000       | 7,369                                | 41,295               | 716,270                                 | 179,530                                |
| Total receipts                                     | 104,242      | 818,197                              | 558,616              | 716,270                                 | 1,090,231                              |
| Disbursements:                                     |              |                                      |                      |   |  |
| Personal services                                  | -            | 600,595                              | -                    | -                                       | 387,656                                |
| Supplies   | -            | 36,284                               | -                    | -                                       | 530                                    |
| Other services and charges                         | 120,064      | 212,723                              | -                    | -                                       | 548,229                                |
| Debt service - principal and interest              | -            | -                                    | -                    | -                                       | -                                      |
| Capital outlay                                     | -            | 1,466                                | -                    | -                                       | 179,058                                |
| Utility operating expenses                         | -            | -                                    | -                    | -                                       | -                                      |
| Other disbursements                                | -            | 5,205                                | 31,984               | -                                       | -                                      |
| Total disbursements                                | 120,064      | 856,273                              | 31,984               | -                                       | 1,115,473                              |
| Excess (deficiency) of receipts over disbursements | (15,822)     | (38,076)                             | 526,632              | 716,270                                 | (25,242)                               |
| Cash and investments - ending                      | \$ 4,323     | \$ 298,184                           | \$ 9,160,231         | \$ 9,167,292                            | \$ 269,117                             |

CITY OF ELKHART  
 COMBINING SCHEDULE OF RECEIPTS, DISBURSEMENTS, AND  
 CASH AND INVESTMENT BALANCES - REGULATORY BASIS  
 For the Year Ended December 31, 2018

|  | CUMULATIVE<br>SEWER | CUM<br>FIRE<br>EQUIP<br>&<br>POLICE | EDIT         | CUM<br>CAPITAL<br>IMPROVEMENT | CENTRAL<br>GARAGE |
|--|---------------------|-------------------------------------|--------------|-------------------------------|-------------------|
| Cash and investments - beginning                   | \$ 497,464          | \$ 698,817                          | \$ 5,192,333 | \$ 471,062                    | \$ 968,803        |
| Receipts:  |                     |                                     |              |                               |                   |
| Taxes  | 173,069             | 55,162                              | 5,651,011    | -                             | 442,825           |
| Licenses and permits                               | -                   | -                                   | -            | -                             | -                 |
| Intergovernmental receipts                         | 1,085               | 342                                 | -            | 119,099                       | 4,018             |
| Charges for services                               | -                   | 517,320                             | -            | -                             | -                 |
| Fines and forfeits                                 | -                   | -                                   | -            | -                             | -                 |
| Utility fees                                       | -                   | -                                   | -            | -                             | -                 |
| Penalties  | -                   | -                                   | -            | -                             | -                 |
| Other receipts                                     | -                   | -                                   | -            | 16,347                        | 250,524           |
| Total receipts                                     | 174,154             | 572,824                             | 5,651,011    | 135,446                       | 697,367           |
| Disbursements:                                     |                     |                                     |              |                               |                   |
| Personal services                                  | -                   | -                                   | -            | 18,458                        | 1,038,288         |
| Supplies   | -                   | -                                   | -            | 194,857                       | 188,765           |
| Other services and charges                         | -                   | -                                   | 4,225,762    | -                             | 314,095           |
| Debt service - principal and interest              | -                   | -                                   | -            | -                             | -                 |
| Capital outlay                                     | 61,816              | 115,000                             | -            | -                             | 32,302            |
| Utility operating expenses                         | -                   | -                                   | -            | -                             | -                 |
| Other disbursements                                | -                   | -                                   | 665,000      | -                             | -                 |
| Total disbursements                                | 61,816              | 115,000                             | 4,890,762    | 213,315                       | 1,573,450         |
| Excess (deficiency) of receipts over disbursements | 112,338             | 457,824                             | 760,249      | (77,869)                      | (876,083)         |
| Cash and investments - ending                      | \$ 609,802          | \$ 1,156,641                        | \$ 5,952,582 | \$ 393,193                    | \$ 92,720         |

CITY OF ELKHART  
 COMBINING SCHEDULE OF RECEIPTS, DISBURSEMENTS, AND  
 CASH AND INVESTMENT BALANCES - REGULATORY BASIS  
 For the Year Ended December 31, 2018

|  | POLICE<br>PENSION   | FIRE<br>PENSION     | COUNTY<br>COURT<br>FEES | LOIT<br>PUBLIC<br>SAFETY | SALES<br>TAX    |
|--|---------------------|---------------------|-------------------------|--------------------------|-----------------|
| Cash and investments - beginning                   | \$ 1,507,305        | \$ 2,652,606        | \$ -                    | \$ 3,460,547             | \$ 1,956        |
| Receipts:  |                     |                     |                         |                          |                 |
| Taxes  | -                   | -                   | -                       | 5,277,148                | 18,095          |
| Licenses and permits                               | -                   | -                   | -                       | -                        | -               |
| Intergovernmental receipts                         | 2,077,727           | 2,834,264           | -                       | -                        | -               |
| Charges for services                               | -                   | -                   | -                       | -                        | -               |
| Fines and forfeits                                 | -                   | -                   | 81,337                  | -                        | -               |
| Utility fees                                       | -                   | -                   | -                       | -                        | -               |
| Penalties  | -                   | -                   | -                       | -                        | -               |
| Other receipts                                     | 558                 | -                   | -                       | -                        | -               |
| Total receipts                                     | <u>2,078,285</u>    | <u>2,834,264</u>    | <u>81,337</u>           | <u>5,277,148</u>         | <u>18,095</u>   |
| Disbursements:                                     |                     |                     |                         |                          |                 |
| Personal services                                  | 9,020               | 8,380               | -                       | 4,315,775                | -               |
| Supplies   | 10,100              | 8,380               | -                       | -                        | -               |
| Other services and charges                         | 2,185,941           | 2,882,566           | 76,437                  | -                        | 17,030          |
| Debt service - principal and interest              | -                   | -                   | -                       | -                        | -               |
| Capital outlay                                     | -                   | -                   | -                       | 1,451,939                | -               |
| Utility operating expenses                         | -                   | -                   | -                       | -                        | -               |
| Other disbursements                                | -                   | -                   | -                       | -                        | -               |
| Total disbursements                                | <u>2,205,061</u>    | <u>2,899,326</u>    | <u>76,437</u>           | <u>5,767,714</u>         | <u>17,030</u>   |
| Excess (deficiency) of receipts over disbursements | <u>(126,776)</u>    | <u>(65,062)</u>     | <u>4,900</u>            | <u>(490,566)</u>         | <u>1,065</u>    |
| Cash and investments - ending                      | <u>\$ 1,380,529</u> | <u>\$ 2,587,544</u> | <u>\$ 4,900</u>         | <u>\$ 2,969,981</u>      | <u>\$ 3,021</u> |

CITY OF ELKHART  
 COMBINING SCHEDULE OF RECEIPTS, DISBURSEMENTS, AND  
 CASH AND INVESTMENT BALANCES - REGULATORY BASIS  
 For the Year Ended December 31, 2018

|  | AVIATION<br>DONATION | SAFETY<br>CHAMPIONS<br>DONATION | BAYER<br>CORP<br>DONATION | CIVIL<br>RIGHTS<br>DONATION | COMM<br>VIOLENCE<br>PJT<br>DONATION |
|--|----------------------|---------------------------------|---------------------------|-----------------------------|-------------------------------------|
| Cash and investments - beginning                   | \$ 4,956             | \$ 142                          | \$ 1,127                  | \$ 692                      | \$ 176                              |
| Receipts:  |                      |                                 |                           |                             |                                     |
| Taxes  | -                    | -                               | -                         | -                           | -                                   |
| Licenses and permits                               | -                    | -                               | -                         | -                           | -                                   |
| Intergovernmental receipts                         | -                    | -                               | -                         | -                           | -                                   |
| Charges for services                               | -                    | -                               | -                         | -                           | -                                   |
| Fines and forfeits                                 | -                    | -                               | -                         | -                           | -                                   |
| Utility fees                                       | -                    | -                               | -                         | -                           | -                                   |
| Penalties  | -                    | -                               | -                         | -                           | -                                   |
| Other receipts                                     | -                    | -                               | -                         | -                           | -                                   |
| Total receipts                                     | -                    | -                               | -                         | -                           | -                                   |
| Disbursements:                                     |                      |                                 |                           |                             |                                     |
| Personal services                                  | -                    | -                               | -                         | -                           | -                                   |
| Supplies   | -                    | -                               | -                         | -                           | -                                   |
| Other services and charges                         | -                    | -                               | -                         | -                           | -                                   |
| Debt service - principal and interest              | -                    | -                               | -                         | -                           | -                                   |
| Capital outlay                                     | -                    | -                               | -                         | -                           | -                                   |
| Utility operating expenses                         | -                    | -                               | -                         | -                           | -                                   |
| Other disbursements                                | -                    | -                               | -                         | -                           | -                                   |
| Total disbursements                                | -                    | -                               | -                         | -                           | -                                   |
| Excess (deficiency) of receipts over disbursements | -                    | -                               | -                         | -                           | -                                   |
| Cash and investments - ending                      | <u>\$ 4,956</u>      | <u>\$ 142</u>                   | <u>\$ 1,127</u>           | <u>\$ 692</u>               | <u>\$ 176</u>                       |

CITY OF ELKHART  
 COMBINING SCHEDULE OF RECEIPTS, DISBURSEMENTS, AND  
 CASH AND INVESTMENT BALANCES - REGULATORY BASIS  
 For the Year Ended December 31, 2018

|  | PARK<br>GRANTS  | PROBATION<br>USERS<br>FEE | THEFT<br>PROGRAM  | HUMAN<br>RELATIONS<br>GRANT | FLEX-SPENDING    |
|--|-----------------|---------------------------|-------------------|-----------------------------|------------------|
| Cash and investments - beginning                   | \$ 4,425        | \$ 463                    | \$ 163,419        | \$ 91,056                   | \$ 78,489        |
| Receipts:  |                 |                           |                   |                             |                  |
| Taxes  | -               | -                         | -                 | -                           | -                |
| Licenses and permits                               | -               | -                         | -                 | -                           | -                |
| Intergovernmental receipts                         | -               | -                         | -                 | 33,000                      | -                |
| Charges for services                               | -               | -                         | -                 | -                           | -                |
| Fines and forfeits                                 | -               | 176,910                   | 10,350            | -                           | -                |
| Utility fees                                       | -               | -                         | -                 | -                           | -                |
| Penalties  | -               | -                         | -                 | -                           | -                |
| Other receipts                                     | -               | -                         | -                 | -                           | 231,444          |
| Total receipts                                     | <u>-</u>        | <u>176,910</u>            | <u>10,350</u>     | <u>33,000</u>               | <u>231,444</u>   |
| Disbursements:                                     |                 |                           |                   |                             |                  |
| Personal services                                  | -               | 129,779                   | -                 | 28,500                      | -                |
| Supplies   | -               | -                         | -                 | 368                         | -                |
| Other services and charges                         | -               | -                         | 8,711             | 8,294                       | -                |
| Debt service - principal and interest              | -               | -                         | -                 | -                           | -                |
| Capital outlay                                     | -               | -                         | -                 | -                           | -                |
| Utility operating expenses                         | -               | -                         | -                 | -                           | -                |
| Other disbursements                                | -               | -                         | -                 | -                           | 234,191          |
| Total disbursements                                | <u>-</u>        | <u>129,779</u>            | <u>8,711</u>      | <u>37,162</u>               | <u>234,191</u>   |
| Excess (deficiency) of receipts over disbursements | <u>-</u>        | <u>47,131</u>             | <u>1,639</u>      | <u>(4,162)</u>              | <u>(2,747)</u>   |
| Cash and investments - ending                      | <u>\$ 4,425</u> | <u>\$ 47,594</u>          | <u>\$ 165,058</u> | <u>\$ 86,894</u>            | <u>\$ 75,742</u> |

CITY OF ELKHART  
 COMBINING SCHEDULE OF RECEIPTS, DISBURSEMENTS, AND  
 CASH AND INVESTMENT BALANCES - REGULATORY BASIS  
 For the Year Ended December 31, 2018

|  | CEMETERY   | HIGH<br>DIVE<br>PARK<br>GRANT | ST<br>GRT<br>IDEM<br>SMALL<br>MENTOR | NYCRR<br>CONCESSIONS | TAX<br>ABATEMENT |
|--|------------|-------------------------------|--------------------------------------|----------------------|------------------|
| Cash and investments - beginning                   | \$ 86,904  | \$ 19,644                     | \$ 61,013                            | \$ 30,942            | \$ 377,355       |
| Receipts:  |            |                               |                                      |                      |                  |
| Taxes  | 362,312    | -                             | -                                    | -                    | -                |
| Licenses and permits                               | -          | -                             | -                                    | -                    | -                |
| Intergovernmental receipts                         | 2,261      | -                             | -                                    | -                    | -                |
| Charges for services                               | 245,985    | -                             | -                                    | -                    | -                |
| Fines and forfeits                                 | -          | -                             | -                                    | -                    | -                |
| Utility fees                                       | -          | -                             | -                                    | -                    | -                |
| Penalties  | -          | -                             | -                                    | -                    | -                |
| Other receipts                                     | 8,631      | -                             | -                                    | 8,990                | 37,468           |
| Total receipts                                     | 619,189    | -                             | -                                    | 8,990                | 37,468           |
| Disbursements:                                     |            |                               |                                      |                      |                  |
| Personal services                                  | 537,164    | -                             | -                                    | -                    | -                |
| Supplies   | 25,188     | -                             | -                                    | 4,143                | -                |
| Other services and charges                         | 29,585     | -                             | -                                    | -                    | -                |
| Debt service - principal and interest              | -          | -                             | -                                    | -                    | -                |
| Capital outlay                                     | -          | -                             | -                                    | -                    | -                |
| Utility operating expenses                         | -          | -                             | -                                    | -                    | -                |
| Other disbursements                                | -          | -                             | -                                    | -                    | -                |
| Total disbursements                                | 591,937    | -                             | -                                    | 4,143                | -                |
| Excess (deficiency) of receipts over disbursements | 27,252     | -                             | -                                    | 4,847                | 37,468           |
| Cash and investments - ending                      | \$ 114,156 | \$ 19,644                     | \$ 61,013                            | \$ 35,789            | \$ 414,823       |

CITY OF ELKHART  
 COMBINING SCHEDULE OF RECEIPTS, DISBURSEMENTS, AND  
 CASH AND INVESTMENT BALANCES - REGULATORY BASIS  
 For the Year Ended December 31, 2018

|  | DUI/OPERATING<br>UNDER<br>INFLU | ENVIRONMENTAL<br>CENTER | GREATER<br>ELKHART | LICENSE<br>EXAMINATION | MAUSOLEUM<br>OPERATIONS |
|--|---------------------------------|-------------------------|--------------------|------------------------|-------------------------|
| Cash and investments - beginning                   | \$ 15,928                       | \$ 69,504               | \$ 284,765         | \$ 28,067              | \$ 52,249               |
| Receipts:  |                                 |                         |                    |                        |                         |
| Taxes  | -                               | -                       | -                  | -                      | -                       |
| Licenses and permits                               | -                               | -                       | -                  | -                      | -                       |
| Intergovernmental receipts                         | 449                             | -                       | -                  | -                      | -                       |
| Charges for services                               | -                               | -                       | 107,511            | 5,300                  | 10,246                  |
| Fines and forfeits                                 | -                               | -                       | -                  | -                      | -                       |
| Utility fees                                       | -                               | -                       | -                  | -                      | -                       |
| Penalties  | -                               | -                       | -                  | -                      | -                       |
| Other receipts                                     | -                               | 193,000                 | 805                | -                      | -                       |
| Total receipts                                     | <u>449</u>                      | <u>193,000</u>          | <u>108,316</u>     | <u>5,300</u>           | <u>10,246</u>           |
| Disbursements:                                     |                                 |                         |                    |                        |                         |
| Personal services                                  | 4,336                           | 132,951                 | -                  | -                      | -                       |
| Supplies   | -                               | 7,650                   | -                  | -                      | 1,799                   |
| Other services and charges                         | -                               | 10,309                  | 49,732             | 3,990                  | 5,691                   |
| Debt service - principal and interest              | -                               | -                       | -                  | -                      | -                       |
| Capital outlay                                     | -                               | 2,216                   | -                  | -                      | -                       |
| Utility operating expenses                         | -                               | -                       | -                  | -                      | -                       |
| Other disbursements                                | -                               | -                       | -                  | -                      | -                       |
| Total disbursements                                | <u>4,336</u>                    | <u>153,126</u>          | <u>49,732</u>      | <u>3,990</u>           | <u>7,490</u>            |
| Excess (deficiency) of receipts over disbursements | <u>(3,887)</u>                  | <u>39,874</u>           | <u>58,584</u>      | <u>1,310</u>           | <u>2,756</u>            |
| Cash and investments - ending                      | <u>\$ 12,041</u>                | <u>\$ 109,378</u>       | <u>\$ 343,349</u>  | <u>\$ 29,377</u>       | <u>\$ 55,005</u>        |

CITY OF ELKHART  
 COMBINING SCHEDULE OF RECEIPTS, DISBURSEMENTS, AND  
 CASH AND INVESTMENT BALANCES - REGULATORY BASIS  
 For the Year Ended December 31, 2018

|   | NYC<br>RR<br>MUSEUM | LERNER<br>THEATRE | REDEVELOPMENT | UMPTA     | TOLSON<br>DRUG<br>ELIMINATION |
|---|---------------------|-------------------|---------------|-----------|-------------------------------|
| Cash and investments - beginning                      | \$ 34,281           | \$ 670,442        | \$ 136,641    | \$ 11,167 | \$ 35                         |
| Receipts:   |                     |                   |               |           |                               |
| Taxes   | -                   | -                 | -             | -         | -                             |
| Licenses and permits                                  | -                   | -                 | -             | -         | -                             |
| Intergovernmental receipts                            | -                   | -                 | -             | -         | -                             |
| Charges for services                                  | 28,090              | 480,327           | -             | -         | -                             |
| Fines and forfeits                                    | -                   | -                 | -             | -         | -                             |
| Utility fees  | -                   | -                 | -             | -         | -                             |
| Penalties   | -                   | -                 | -             | -         | -                             |
| Other receipts  | 126,900             | 509,762           | -             | -         | -                             |
| Total receipts  | 154,990             | 990,089           | -             | -         | -                             |
| Disbursements:  |                     |                   |               |           |                               |
| Personal services                                     | 109,213             | 685,996           | -             | -         | -                             |
| Supplies  | 1,460               | 36,100            | -             | -         | -                             |
| Other services and charges                            | 32,641              | 277,977           | 31,977        | -         | -                             |
| Debt service - principal and interest                 | -                   | -                 | -             | -         | -                             |
| Capital outlay  | -                   | -                 | 1,564         | -         | -                             |
| Utility operating expenses                            | -                   | -                 | -             | -         | -                             |
| Other disbursements                                   | -                   | 2,217             | -             | -         | -                             |
| Total disbursements                                   | 143,314             | 1,002,290         | 33,541        | -         | -                             |
| Excess (deficiency) of receipts over<br>disbursements | 11,676              | (12,201)          | (33,541)      | -         | -                             |
| Cash and investments - ending                         | \$ 45,957           | \$ 658,241        | \$ 103,100    | \$ 11,167 | \$ 35                         |

CITY OF ELKHART  
 COMBINING SCHEDULE OF RECEIPTS, DISBURSEMENTS, AND  
 CASH AND INVESTMENT BALANCES - REGULATORY BASIS  
 For the Year Ended December 31, 2018

|  | FACT<br>(FATAL<br>ACCIDENT<br>CRAS | PARK<br>PROGRAM | BCCE/SEAT<br>BELT | ST<br>GRT<br>ST<br>JOE<br>RIVER | CD<br>REHAB/REVOLVING<br>LOAN |
|--|------------------------------------|-----------------|-------------------|---------------------------------|-------------------------------|
| Cash and investments - beginning                   | \$ 196                             | \$ 855,222      | \$ -              | \$ 17,292                       | \$ 125,750                    |
| Receipts:  |                                    |                 |                   |                                 |                               |
| Taxes  | -                                  | -               | -                 | -                               | -                             |
| Licenses and permits                               | -                                  | -               | -                 | -                               | -                             |
| Intergovernmental receipts                         | -                                  | -               | 3,561             | -                               | -                             |
| Charges for services                               | -                                  | 300,136         | -                 | -                               | -                             |
| Fines and forfeits                                 | -                                  | -               | -                 | -                               | -                             |
| Utility fees                                       | -                                  | -               | -                 | -                               | -                             |
| Penalties  | -                                  | -               | -                 | -                               | -                             |
| Other receipts                                     | -                                  | 1,252           | -                 | -                               | 6,036                         |
| Total receipts                                     | -                                  | 301,388         | 3,561             | -                               | 6,036                         |
| Disbursements:                                     |                                    |                 |                   |                                 |                               |
| Personal services                                  | -                                  | 159,658         | 3,561             | -                               | -                             |
| Supplies   | -                                  | 63,537          | -                 | -                               | -                             |
| Other services and charges                         | -                                  | 236,132         | -                 | -                               | 15,155                        |
| Debt service - principal and interest              | -                                  | -               | -                 | -                               | -                             |
| Capital outlay                                     | -                                  | 9,325           | -                 | -                               | -                             |
| Utility operating expenses                         | -                                  | -               | -                 | -                               | -                             |
| Other disbursements                                | -                                  | -               | -                 | -                               | 15                            |
| Total disbursements                                | -                                  | 468,652         | 3,561             | -                               | 15,170                        |
| Excess (deficiency) of receipts over disbursements | -                                  | (167,264)       | -                 | -                               | (9,134)                       |
| Cash and investments - ending                      | \$ 196                             | \$ 687,958      | \$ -              | \$ 17,292                       | \$ 116,616                    |

CITY OF ELKHART  
 COMBINING SCHEDULE OF RECEIPTS, DISBURSEMENTS, AND  
 CASH AND INVESTMENT BALANCES - REGULATORY BASIS  
 For the Year Ended December 31, 2018

|  | CD<br>BUSINESS<br>LOAN<br>GRANT | DEA<br>ASSET<br>SHARING | NOISE<br>ORDINANCE | STU<br>STATLER<br>CRIME | ANIMAL<br>CONTROL<br>ORDINANCE |
|--|---------------------------------|-------------------------|--------------------|-------------------------|--------------------------------|
| Cash and investments - beginning                   | \$ 392,223                      | \$ 134,041              | \$ 87,471          | \$ 59,793               | \$ 140,313                     |
| Receipts:  |                                 |                         |                    |                         |                                |
| Taxes  | -                               | -                       | -                  | -                       | -                              |
| Licenses and permits                               | -                               | -                       | -                  | -                       | 22,961                         |
| Intergovernmental receipts                         | -                               | 64,397                  | -                  | -                       | -                              |
| Charges for services                               | -                               | -                       | -                  | 383                     | -                              |
| Fines and forfeits                                 | -                               | -                       | 36,001             | 639                     | 11,728                         |
| Utility fees                                       | -                               | -                       | -                  | -                       | -                              |
| Penalties  | -                               | -                       | -                  | -                       | -                              |
| Other receipts                                     | 22,704                          | -                       | -                  | -                       | 85,825                         |
| Total receipts                                     | <u>22,704</u>                   | <u>64,397</u>           | <u>36,001</u>      | <u>1,022</u>            | <u>120,514</u>                 |
| Disbursements:                                     |                                 |                         |                    |                         |                                |
| Personal services                                  | -                               | -                       | 72,575             | -                       | -                              |
| Supplies   | -                               | -                       | -                  | -                       | -                              |
| Other services and charges                         | 17,318                          | 107,022                 | -                  | -                       | 147,077                        |
| Debt service - principal and interest              | -                               | -                       | -                  | -                       | -                              |
| Capital outlay                                     | -                               | -                       | -                  | -                       | -                              |
| Utility operating expenses                         | -                               | -                       | -                  | -                       | -                              |
| Other disbursements                                | 113,195                         | 43,720                  | -                  | -                       | 27                             |
| Total disbursements                                | <u>130,513</u>                  | <u>150,742</u>          | <u>72,575</u>      | <u>-</u>                | <u>147,104</u>                 |
| Excess (deficiency) of receipts over disbursements | <u>(107,809)</u>                | <u>(86,345)</u>         | <u>(36,574)</u>    | <u>1,022</u>            | <u>(26,590)</u>                |
| Cash and investments - ending                      | <u>\$ 284,414</u>               | <u>\$ 47,696</u>        | <u>\$ 50,897</u>   | <u>\$ 60,815</u>        | <u>\$ 113,723</u>              |

CITY OF ELKHART  
 COMBINING SCHEDULE OF RECEIPTS, DISBURSEMENTS, AND  
 CASH AND INVESTMENT BALANCES - REGULATORY BASIS  
 For the Year Ended December 31, 2018

|  | RIVERBOAT  | LOIT<br>SPEC<br>DISTR<br>- | STATE<br>GRANT | WHEEL<br>TAX | PARK<br>BOND<br>2009<br>RESERVE |
|--|------------|----------------------------|----------------|--------------|---------------------------------|
|  | 2016       | 2016                       |                |              |                                 |
| Cash and investments - beginning                   | \$ 688,479 | \$ 5,142,979               | \$ 39,793      | \$ 329,823   | \$ 283,295                      |
| Receipts:  |            |                            |                |              |                                 |
| Taxes  | -          | -                          | -              | -            | -                               |
| Licenses and permits                               | -          | -                          | -              | -            | -                               |
| Intergovernmental receipts                         | -          | -                          | -              | -            | -                               |
| Charges for services                               | -          | -                          | -              | -            | -                               |
| Fines and forfeits                                 | -          | -                          | -              | -            | -                               |
| Utility fees                                       | -          | -                          | -              | -            | -                               |
| Penalties  | -          | -                          | -              | -            | -                               |
| Other receipts                                     | -          | -                          | 691,636        | -            | -                               |
| Total receipts                                     | -          | -                          | 691,636        | -            | -                               |
| Disbursements:                                     |            |                            |                |              |                                 |
| Personal services                                  | -          | -                          | -              | -            | -                               |
| Supplies   | -          | -                          | -              | -            | -                               |
| Other services and charges                         | -          | 1,996,255                  | -              | -            | -                               |
| Debt service - principal and interest              | -          | -                          | -              | -            | -                               |
| Capital outlay                                     | -          | 144,827                    | -              | -            | -                               |
| Utility operating expenses                         | -          | -                          | -              | -            | -                               |
| Other disbursements                                | -          | 365,000                    | 655,607        | -            | -                               |
| Total disbursements                                | -          | 2,506,082                  | 655,607        | -            | -                               |
| Excess (deficiency) of receipts over disbursements | -          | (2,506,082)                | 36,029         | -            | -                               |
| Cash and investments - ending                      | \$ 688,479 | \$ 2,636,897               | \$ 75,822      | \$ 329,823   | \$ 283,295                      |

CITY OF ELKHART  
 COMBINING SCHEDULE OF RECEIPTS, DISBURSEMENTS, AND  
 CASH AND INVESTMENT BALANCES - REGULATORY BASIS  
 For the Year Ended December 31, 2018

|  | PARK<br>BOND<br>09<br>ALLOCATION | RIVERWALK<br>COMMONS | HORIZON    | ELKHART<br>CAPITAL<br>OUTLAY | URBAN<br>WOOD<br>PROGRAM |
|--|----------------------------------|----------------------|------------|------------------------------|--------------------------|
| Cash and investments - beginning                   | \$ 431,476                       | \$ 1,760             | \$ 312,546 | \$ -                         | \$ 2,787                 |
| Receipts:  |                                  |                      |            |                              |                          |
| Taxes  | 1,030,535                        | -                    | -          | -                            | -                        |
| Licenses and permits                               | -                                | -                    | -          | -                            | -                        |
| Intergovernmental receipts                         | 3,781                            | -                    | -          | -                            | -                        |
| Charges for services                               | -                                | -                    | -          | 28,460                       | -                        |
| Fines and forfeits                                 | -                                | -                    | -          | -                            | -                        |
| Utility fees                                       | -                                | -                    | -          | -                            | -                        |
| Penalties  | -                                | -                    | -          | -                            | -                        |
| Other receipts                                     | 282,385                          | -                    | -          | 29,498,229                   | 411                      |
| Total receipts                                     | 1,316,701                        | -                    | -          | 29,526,689                   | 411                      |
| Disbursements:                                     |                                  |                      |            |                              |                          |
| Personal services                                  | -                                | -                    | -          | -                            | -                        |
| Supplies   | -                                | -                    | -          | -                            | -                        |
| Other services and charges                         | 2,100                            | -                    | -          | -                            | -                        |
| Debt service - principal and interest              | 955,748                          | -                    | -          | -                            | -                        |
| Capital outlay                                     | -                                | -                    | -          | 8,719,020                    | -                        |
| Utility operating expenses                         | -                                | -                    | -          | -                            | -                        |
| Other disbursements                                | -                                | -                    | -          | -                            | -                        |
| Total disbursements                                | 957,848                          | -                    | -          | 8,719,020                    | -                        |
| Excess (deficiency) of receipts over disbursements | 358,853                          | -                    | -          | 20,807,669                   | 411                      |
| Cash and investments - ending                      | \$ 790,329                       | \$ 1,760             | \$ 312,546 | \$ 20,807,669                | \$ 3,198                 |

CITY OF ELKHART  
 COMBINING SCHEDULE OF RECEIPTS, DISBURSEMENTS, AND  
 CASH AND INVESTMENT BALANCES - REGULATORY BASIS  
 For the Year Ended December 31, 2018

|  | CURB<br>&<br>GUTTER/BOND<br>DEPOSIT | LERNER<br>CAPITAL | AVIATION<br>FEDERAL | DOWNTOWN<br>DEVELOPMENT | HIGHWAY<br>IMPROVEMENT |
|--|-------------------------------------|-------------------|---------------------|-------------------------|------------------------|
| Cash and investments - beginning                   | \$ 50,061                           | \$ 115,711        | \$ -                | \$ 8,177                | \$ 94,864              |
| Receipts:  |                                     |                   |                     |                         |                        |
| Taxes  | -                                   | -                 | -                   | -                       | -                      |
| Licenses and permits                               | -                                   | -                 | -                   | -                       | -                      |
| Intergovernmental receipts                         | -                                   | -                 | 986,941             | -                       | -                      |
| Charges for services                               | -                                   | -                 | -                   | -                       | -                      |
| Fines and forfeits                                 | -                                   | -                 | -                   | -                       | -                      |
| Utility fees                                       | -                                   | -                 | -                   | -                       | -                      |
| Penalties  | -                                   | -                 | -                   | -                       | -                      |
| Other receipts                                     | 9,800                               | -                 | 72,020              | -                       | -                      |
| Total receipts                                     | <u>9,800</u>                        | <u>-</u>          | <u>1,058,961</u>    | <u>-</u>                | <u>-</u>               |
| Disbursements:                                     |                                     |                   |                     |                         |                        |
| Personal services                                  | -                                   | -                 | -                   | -                       | -                      |
| Supplies   | -                                   | -                 | -                   | -                       | -                      |
| Other services and charges                         | -                                   | -                 | 1,058,961           | -                       | -                      |
| Debt service - principal and interest              | -                                   | -                 | -                   | -                       | -                      |
| Capital outlay                                     | -                                   | -                 | -                   | -                       | -                      |
| Utility operating expenses                         | -                                   | -                 | -                   | -                       | -                      |
| Other disbursements                                | 12,600                              | -                 | -                   | -                       | -                      |
| Total disbursements                                | <u>12,600</u>                       | <u>-</u>          | <u>1,058,961</u>    | <u>-</u>                | <u>-</u>               |
| Excess (deficiency) of receipts over disbursements | <u>(2,800)</u>                      | <u>-</u>          | <u>-</u>            | <u>-</u>                | <u>-</u>               |
| Cash and investments - ending                      | <u>\$ 47,261</u>                    | <u>\$ 115,711</u> | <u>\$ -</u>         | <u>\$ 8,177</u>         | <u>\$ 94,864</u>       |

CITY OF ELKHART  
 COMBINING SCHEDULE OF RECEIPTS, DISBURSEMENTS, AND  
 CASH AND INVESTMENT BALANCES - REGULATORY BASIS  
 For the Year Ended December 31, 2018

|  | PARK<br>CAPITAL | TIF<br>RESERVE<br>DWTWN<br>FUND | TIF<br>DOWNTOWN<br>ALLOCATION | TIF<br>ALLOCATION<br>PIERRE<br>MOR | TIF<br>DOWNTOWN<br>CAPITAL |
|--|-----------------|---------------------------------|-------------------------------|------------------------------------|----------------------------|
| Cash and investments - beginning                   | \$ 6,524        | \$ 1,043,563                    | \$ 1,462,475                  | \$ 92,294                          | \$ 3,766,319               |
| Receipts:  |                 |                                 |                               |                                    |                            |
| Taxes  | -               | -                               | 1,923,290                     | 183,327                            | -                          |
| Licenses and permits                               | -               | -                               | -                             | -                                  | -                          |
| Intergovernmental receipts                         | -               | -                               | -                             | -                                  | -                          |
| Charges for services                               | -               | -                               | 11,039                        | -                                  | -                          |
| Fines and forfeits                                 | -               | -                               | -                             | -                                  | -                          |
| Utility fees                                       | -               | -                               | -                             | -                                  | -                          |
| Penalties  | -               | -                               | -                             | -                                  | -                          |
| Other receipts                                     | -               | -                               | 23,078                        | -                                  | -                          |
| Total receipts                                     | -               | -                               | 1,957,407                     | 183,327                            | -                          |
| Disbursements:                                     |                 |                                 |                               |                                    |                            |
| Personal services                                  | -               | -                               | 28,427                        | -                                  | -                          |
| Supplies   | -               | -                               | -                             | -                                  | -                          |
| Other services and charges                         | -               | -                               | 290,477                       | -                                  | 426,389                    |
| Debt service - principal and interest              | -               | -                               | 1,098,669                     | -                                  | -                          |
| Capital outlay                                     | -               | -                               | -                             | -                                  | -                          |
| Utility operating expenses                         | -               | -                               | -                             | -                                  | -                          |
| Other disbursements                                | -               | -                               | 260,000                       | 275,621                            | -                          |
| Total disbursements                                | -               | -                               | 1,677,573                     | 275,621                            | 426,389                    |
| Excess (deficiency) of receipts over disbursements | -               | -                               | 279,834                       | (92,294)                           | (426,389)                  |
| Cash and investments - ending                      | <u>\$ 6,524</u> | <u>\$ 1,043,563</u>             | <u>\$ 1,742,309</u>           | <u>\$ -</u>                        | <u>\$ 3,339,930</u>        |

CITY OF ELKHART  
 COMBINING SCHEDULE OF RECEIPTS, DISBURSEMENTS, AND  
 CASH AND INVESTMENT BALANCES - REGULATORY BASIS  
 For the Year Ended December 31, 2018

|  | TIF<br>SOUTHWEST<br>ALLOCATION | TIF<br>AEROPLEX<br>ALLOCATION | TIF<br>ALLOCATION<br>STERLING<br>E | TIF<br>ALLOCATION<br>CASS<br>ST<br>AR | TIF<br>BAYER/TECH<br>PARK<br>ALLOC |
|--|--------------------------------|-------------------------------|------------------------------------|---------------------------------------|------------------------------------|
| Cash and investments - beginning                   | \$ 256,860                     | \$ 339,623                    | \$ 95,902                          | \$ 6,347,320                          | \$ 434,970                         |
| Receipts:  |                                |                               |                                    |                                       |                                    |
| Taxes  | 632,487                        | 201,797                       | 293,774                            | 1,786,049                             | 100,511                            |
| Licenses and permits                               | -                              | -                             | -                                  | -                                     | -                                  |
| Intergovernmental receipts                         | -                              | -                             | -                                  | 218,276                               | -                                  |
| Charges for services                               | -                              | -                             | -                                  | -                                     | -                                  |
| Fines and forfeits                                 | -                              | -                             | -                                  | -                                     | -                                  |
| Utility fees                                       | -                              | -                             | -                                  | -                                     | -                                  |
| Penalties  | -                              | -                             | -                                  | -                                     | -                                  |
| Other receipts                                     | -                              | -                             | -                                  | 216,362                               | -                                  |
| Total receipts                                     | <u>632,487</u>                 | <u>201,797</u>                | <u>293,774</u>                     | <u>2,220,687</u>                      | <u>100,511</u>                     |
| Disbursements:                                     |                                |                               |                                    |                                       |                                    |
| Personal services                                  | -                              | -                             | -                                  | 9,348                                 | -                                  |
| Supplies   | -                              | -                             | -                                  | -                                     | -                                  |
| Other services and charges                         | -                              | 6,176                         | -                                  | 1,273,684                             | 14,990                             |
| Debt service - principal and interest              | -                              | -                             | -                                  | 158,269                               | -                                  |
| Capital outlay                                     | -                              | -                             | -                                  | 365,000                               | -                                  |
| Utility operating expenses                         | -                              | -                             | -                                  | -                                     | -                                  |
| Other disbursements                                | 889,347                        | -                             | 389,676                            | -                                     | -                                  |
| Total disbursements                                | <u>889,347</u>                 | <u>6,176</u>                  | <u>389,676</u>                     | <u>1,806,301</u>                      | <u>14,990</u>                      |
| Excess (deficiency) of receipts over disbursements | <u>(256,860)</u>               | <u>195,621</u>                | <u>(95,902)</u>                    | <u>414,386</u>                        | <u>85,521</u>                      |
| Cash and investments - ending                      | <u>\$ -</u>                    | <u>\$ 535,244</u>             | <u>\$ -</u>                        | <u>\$ 6,761,706</u>                   | <u>\$ 520,491</u>                  |

CITY OF ELKHART  
 COMBINING SCHEDULE OF RECEIPTS, DISBURSEMENTS, AND  
 CASH AND INVESTMENT BALANCES - REGULATORY BASIS  
 For the Year Ended December 31, 2018

|  | TIF<br>ALLOCATION<br>S.MAIN<br>GAT | TIF<br>CONSOLIDATED<br>S<br>ALLOCA | TIF-FOUNDRY<br>CONSTRUCTION | GROUP<br>INSURANCE | DEPT<br>OF<br>HOMELAND<br>SECU |
|--|------------------------------------|------------------------------------|-----------------------------|--------------------|--------------------------------|
| Cash and investments - beginning                   | \$ 26,888                          | \$ 2,446,258                       | \$ 4,012,223                | \$ 900,984         | \$ 58                          |
| Receipts:  |                                    |                                    |                             |                    |                                |
| Taxes  | 313,927                            | 5,772                              | -                           | -                  | -                              |
| Licenses and permits                               | -                                  | -                                  | -                           | -                  | -                              |
| Intergovernmental receipts                         | -                                  | -                                  | -                           | -                  | -                              |
| Charges for services                               | -                                  | -                                  | -                           | -                  | -                              |
| Fines and forfeits                                 | -                                  | -                                  | -                           | -                  | -                              |
| Utility fees                                       | -                                  | -                                  | -                           | -                  | -                              |
| Penalties  | -                                  | -                                  | -                           | -                  | -                              |
| Other receipts                                     | -                                  | 1,895,458                          | 7,984                       | 7,057,896          | -                              |
| Total receipts                                     | 313,927                            | 1,901,230                          | 7,984                       | 7,057,896          | -                              |
| Disbursements:                                     |                                    |                                    |                             |                    |                                |
| Personal services                                  | -                                  | 27,364                             | -                           | 7,332,717          | -                              |
| Supplies   | -                                  | -                                  | -                           | -                  | -                              |
| Other services and charges                         | -                                  | 824,186                            | 2,361,948                   | -                  | -                              |
| Debt service - principal and interest              | -                                  | -                                  | -                           | -                  | -                              |
| Capital outlay                                     | -                                  | -                                  | -                           | -                  | -                              |
| Utility operating expenses                         | -                                  | -                                  | -                           | -                  | -                              |
| Other disbursements                                | 340,815                            | -                                  | -                           | -                  | -                              |
| Total disbursements                                | 340,815                            | 851,550                            | 2,361,948                   | 7,332,717          | -                              |
| Excess (deficiency) of receipts over disbursements | (26,888)                           | 1,049,680                          | (2,353,964)                 | (274,821)          | -                              |
| Cash and investments - ending                      | \$ -                               | \$ 3,495,938                       | \$ 1,658,259                | \$ 626,163         | \$ 58                          |

CITY OF ELKHART  
 COMBINING SCHEDULE OF RECEIPTS, DISBURSEMENTS, AND  
 CASH AND INVESTMENT BALANCES - REGULATORY BASIS  
 For the Year Ended December 31, 2018

|  | <u>POLICE<br/>GRANT</u> | <u>INSURANCE<br/>AVIATION</u> | <u>INSURANCE<br/>FIRE<br/>DEPT</u> | <u>INSURANCE<br/>POLICE<br/>DEPT</u> | <u>INSURANCE<br/>P/W</u> |
|--|-------------------------|-------------------------------|------------------------------------|--------------------------------------|--------------------------|
| Cash and investments - beginning                   | \$ 26,733               | \$ 2,952                      | \$ 23,029                          | \$ 37,816                            | \$ 36,489                |
| Receipts:  |                         |                               |                                    |                                      |                          |
| Taxes  | -                       | -                             | -                                  | -                                    | -                        |
| Licenses and permits                               | -                       | -                             | -                                  | -                                    | -                        |
| Intergovernmental receipts                         | 18,322                  | -                             | -                                  | -                                    | -                        |
| Charges for services                               | -                       | -                             | -                                  | -                                    | -                        |
| Fines and forfeits                                 | -                       | -                             | -                                  | -                                    | -                        |
| Utility fees                                       | -                       | -                             | -                                  | -                                    | -                        |
| Penalties  | -                       | -                             | -                                  | -                                    | -                        |
| Other receipts                                     | -                       | -                             | 20,955                             | 2,968                                | 13,985                   |
| Total receipts                                     | <u>18,322</u>           | <u>-</u>                      | <u>20,955</u>                      | <u>2,968</u>                         | <u>13,985</u>            |
| Disbursements:                                     |                         |                               |                                    |                                      |                          |
| Personal services                                  | -                       | -                             | -                                  | -                                    | -                        |
| Supplies   | -                       | -                             | -                                  | -                                    | -                        |
| Other services and charges                         | -                       | -                             | 22,517                             | -                                    | 4,105                    |
| Debt service - principal and interest              | -                       | -                             | -                                  | -                                    | -                        |
| Capital outlay                                     | 7,480                   | -                             | -                                  | -                                    | -                        |
| Utility operating expenses                         | -                       | -                             | -                                  | -                                    | -                        |
| Other disbursements                                | -                       | -                             | -                                  | 1,911                                | -                        |
| Total disbursements                                | <u>7,480</u>            | <u>-</u>                      | <u>22,517</u>                      | <u>1,911</u>                         | <u>4,105</u>             |
| Excess (deficiency) of receipts over disbursements | <u>10,842</u>           | <u>-</u>                      | <u>(1,562)</u>                     | <u>1,057</u>                         | <u>9,880</u>             |
| Cash and investments - ending                      | <u>\$ 37,575</u>        | <u>\$ 2,952</u>               | <u>\$ 21,467</u>                   | <u>\$ 38,873</u>                     | <u>\$ 46,369</u>         |

CITY OF ELKHART  
 COMBINING SCHEDULE OF RECEIPTS, DISBURSEMENTS, AND  
 CASH AND INVESTMENT BALANCES - REGULATORY BASIS  
 For the Year Ended December 31, 2018

|  | INSURANCE<br>MOTOR<br>VEH | INSURANCE<br>CEMETERY | INSURANCE<br>PARK<br>&<br>REC | INSURANCE<br>BLDG<br>&<br>GRNDS | INSURANCE<br>CENT<br>GARAGE |
|--|---------------------------|-----------------------|-------------------------------|---------------------------------|-----------------------------|
| Cash and investments - beginning                   | \$ 9,408                  | \$ 100                | \$ 53,577                     | \$ 12,779                       | \$ 47,683                   |
| Receipts:  |                           |                       |                               |                                 |                             |
| Taxes  | -                         | -                     | -                             | -                               | -                           |
| Licenses and permits                               | -                         | -                     | -                             | -                               | -                           |
| Intergovernmental receipts                         | -                         | -                     | -                             | -                               | -                           |
| Charges for services                               | -                         | -                     | -                             | -                               | -                           |
| Fines and forfeits                                 | -                         | -                     | -                             | -                               | -                           |
| Utility fees                                       | -                         | -                     | -                             | -                               | -                           |
| Penalties  | -                         | -                     | -                             | -                               | -                           |
| Other receipts                                     | 18,341                    | -                     | 39,291                        | 8,435                           | 68,232                      |
| Total receipts                                     | <u>18,341</u>             | <u>-</u>              | <u>39,291</u>                 | <u>8,435</u>                    | <u>68,232</u>               |
| Disbursements:                                     |                           |                       |                               |                                 |                             |
| Personal services                                  | -                         | -                     | -                             | -                               | -                           |
| Supplies   | -                         | -                     | -                             | 6,986                           | -                           |
| Other services and charges                         | 12,801                    | -                     | -                             | 3,432                           | 66,269                      |
| Debt service - principal and interest              | -                         | -                     | -                             | -                               | -                           |
| Capital outlay                                     | -                         | -                     | -                             | -                               | -                           |
| Utility operating expenses                         | -                         | -                     | -                             | -                               | -                           |
| Other disbursements                                | -                         | -                     | 3,836                         | -                               | -                           |
| Total disbursements                                | <u>12,801</u>             | <u>-</u>              | <u>3,836</u>                  | <u>10,418</u>                   | <u>66,269</u>               |
| Excess (deficiency) of receipts over disbursements | <u>5,540</u>              | <u>-</u>              | <u>35,455</u>                 | <u>(1,983)</u>                  | <u>1,963</u>                |
| Cash and investments - ending                      | <u>\$ 14,948</u>          | <u>\$ 100</u>         | <u>\$ 89,032</u>              | <u>\$ 10,796</u>                | <u>\$ 49,646</u>            |

CITY OF ELKHART  
 COMBINING SCHEDULE OF RECEIPTS, DISBURSEMENTS, AND  
 CASH AND INVESTMENT BALANCES - REGULATORY BASIS  
 For the Year Ended December 31, 2018

|  | INSURANCE<br>SEWER | PENSION<br>TRUST | HRA<br>GROUP<br>INSURANCE | LIABILITY<br>INSURANCE<br>TRUST | CEMETERY<br>PERPETUAL<br>CARE |
|--|--------------------|------------------|---------------------------|---------------------------------|-------------------------------|
| Cash and investments - beginning                   | \$ 14,677          | \$ 1,604,805     | \$ 486,830                | \$ 4,534,057                    | \$ 70,268                     |
| Receipts:  |                    |                  |                           |                                 |                               |
| Taxes  | -                  | -                | -                         | -                               | -                             |
| Licenses and permits                               | -                  | -                | -                         | -                               | -                             |
| Intergovernmental receipts                         | -                  | -                | -                         | -                               | -                             |
| Charges for services                               | -                  | -                | -                         | -                               | 4,279                         |
| Fines and forfeits                                 | -                  | -                | -                         | -                               | -                             |
| Utility fees                                       | -                  | -                | -                         | -                               | -                             |
| Penalties  | -                  | -                | -                         | -                               | -                             |
| Other receipts                                     | -                  | 6,181,533        | 716                       | 1,273,262                       | -                             |
| Total receipts                                     | -                  | 6,181,533        | 716                       | 1,273,262                       | 4,279                         |
| Disbursements:                                     |                    |                  |                           |                                 |                               |
| Personal services                                  | -                  | 6,175,052        | -                         | 1,824,064                       | -                             |
| Supplies   | -                  | -                | -                         | -                               | -                             |
| Other services and charges                         | -                  | -                | -                         | -                               | -                             |
| Debt service - principal and interest              | -                  | -                | -                         | -                               | -                             |
| Capital outlay                                     | -                  | -                | -                         | -                               | -                             |
| Utility operating expenses                         | -                  | -                | -                         | -                               | -                             |
| Other disbursements                                | -                  | -                | -                         | -                               | -                             |
| Total disbursements                                | -                  | 6,175,052        | -                         | 1,824,064                       | -                             |
| Excess (deficiency) of receipts over disbursements | -                  | 6,481            | 716                       | (550,802)                       | 4,279                         |
| Cash and investments - ending                      | \$ 14,677          | \$ 1,611,286     | \$ 487,546                | \$ 3,983,255                    | \$ 74,547                     |

CITY OF ELKHART  
 COMBINING SCHEDULE OF RECEIPTS, DISBURSEMENTS, AND  
 CASH AND INVESTMENT BALANCES - REGULATORY BASIS  
 For the Year Ended December 31, 2018

|  | MAUSOLEUM<br>PREP<br>CARE | PRAIRIE<br>ST<br>CEMETERY<br>PREP | MAYOR'S<br>DONATION | FOOD<br>DRIVE<br>DONATION | FIRE<br>EDUCATIONAL<br>DONATION |
|--|---------------------------|-----------------------------------|---------------------|---------------------------|---------------------------------|
| Cash and investments - beginning                   | \$ 319,976                | \$ 75,657                         | \$ 5,438            | \$ 4,543                  | \$ 1,638                        |
| Receipts:  |                           |                                   |                     |                           |                                 |
| Taxes  | -                         | -                                 | -                   | -                         | -                               |
| Licenses and permits                               | -                         | -                                 | -                   | -                         | -                               |
| Intergovernmental receipts                         | -                         | -                                 | -                   | -                         | -                               |
| Charges for services                               | -                         | -                                 | -                   | -                         | -                               |
| Fines and forfeits                                 | -                         | -                                 | -                   | -                         | -                               |
| Utility fees                                       | -                         | -                                 | -                   | -                         | -                               |
| Penalties  | -                         | -                                 | -                   | -                         | -                               |
| Other receipts                                     | 1,410                     | -                                 | 5,000               | 250                       | -                               |
| Total receipts                                     | 1,410                     | -                                 | 5,000               | 250                       | -                               |
| Disbursements:                                     |                           |                                   |                     |                           |                                 |
| Personal services                                  | -                         | -                                 | -                   | -                         | -                               |
| Supplies   | -                         | -                                 | 5,495               | -                         | -                               |
| Other services and charges                         | -                         | -                                 | 535                 | -                         | -                               |
| Debt service - principal and interest              | -                         | -                                 | -                   | -                         | -                               |
| Capital outlay                                     | 181,993                   | -                                 | -                   | -                         | -                               |
| Utility operating expenses                         | -                         | -                                 | -                   | -                         | -                               |
| Other disbursements                                | -                         | -                                 | -                   | -                         | -                               |
| Total disbursements                                | 181,993                   | -                                 | 6,030               | -                         | -                               |
| Excess (deficiency) of receipts over disbursements | (180,583)                 | -                                 | (1,030)             | 250                       | -                               |
| Cash and investments - ending                      | \$ 139,393                | \$ 75,657                         | \$ 4,408            | \$ 4,793                  | \$ 1,638                        |

CITY OF ELKHART  
 COMBINING SCHEDULE OF RECEIPTS, DISBURSEMENTS, AND  
 CASH AND INVESTMENT BALANCES - REGULATORY BASIS  
 For the Year Ended December 31, 2018

|  | FIRE<br>DONATION | AMBULANCE<br>ESCROW<br>DONATION | SURVIVE<br>ALIVE<br>DONATION | HISTORIC<br>PRES<br>DONATION | BUILDING<br>DONATION |
|--|------------------|---------------------------------|------------------------------|------------------------------|----------------------|
| Cash and investments - beginning                   | \$ 526           | \$ 10,035                       | \$ 6,795                     | \$ 10,700                    | \$ 251               |
| Receipts:  |                  |                                 |                              |                              |                      |
| Taxes  | -                | -                               | -                            | -                            | -                    |
| Licenses and permits                               | -                | -                               | -                            | -                            | -                    |
| Intergovernmental receipts                         | -                | -                               | -                            | -                            | -                    |
| Charges for services                               | -                | -                               | -                            | -                            | -                    |
| Fines and forfeits                                 | -                | -                               | -                            | -                            | -                    |
| Utility fees                                       | -                | -                               | -                            | -                            | -                    |
| Penalties  | -                | -                               | -                            | -                            | -                    |
| Other receipts                                     | 83,500           | -                               | 6,463                        | 19,680                       | -                    |
| Total receipts                                     | <u>83,500</u>    | <u>-</u>                        | <u>6,463</u>                 | <u>19,680</u>                | <u>-</u>             |
| Disbursements:                                     |                  |                                 |                              |                              |                      |
| Personal services                                  | -                | -                               | -                            | -                            | -                    |
| Supplies   | -                | -                               | 7,250                        | -                            | -                    |
| Other services and charges                         | -                | -                               | 50                           | -                            | -                    |
| Debt service - principal and interest              | -                | -                               | -                            | -                            | -                    |
| Capital outlay                                     | 11,626           | -                               | -                            | -                            | -                    |
| Utility operating expenses                         | -                | -                               | -                            | -                            | -                    |
| Other disbursements                                | -                | -                               | -                            | -                            | -                    |
| Total disbursements                                | <u>11,626</u>    | <u>-</u>                        | <u>7,300</u>                 | <u>-</u>                     | <u>-</u>             |
| Excess (deficiency) of receipts over disbursements | <u>71,874</u>    | <u>-</u>                        | <u>(837)</u>                 | <u>19,680</u>                | <u>-</u>             |
| Cash and investments - ending                      | <u>\$ 72,400</u> | <u>\$ 10,035</u>                | <u>\$ 5,958</u>              | <u>\$ 30,380</u>             | <u>\$ 251</u>        |

CITY OF ELKHART  
 COMBINING SCHEDULE OF RECEIPTS, DISBURSEMENTS, AND  
 CASH AND INVESTMENT BALANCES - REGULATORY BASIS  
 For the Year Ended December 31, 2018

|  | GEN<br>DOWNTOWN<br>DONATION | RIVERWALK<br>COMMONS<br>DONATION | POLICE<br>DONATION | INTERSECTION<br>DONATION | BEARDSLEY<br>MEM<br>DONATION |
|--|-----------------------------|----------------------------------|--------------------|--------------------------|------------------------------|
| Cash and investments - beginning                   | \$ 1,253                    | \$ 2,875                         | \$ 36,101          | \$ 650                   | \$ 4,537                     |
| Receipts:  |                             |                                  |                    |                          |                              |
| Taxes  | -                           | -                                | -                  | -                        | -                            |
| Licenses and permits                               | -                           | -                                | -                  | -                        | -                            |
| Intergovernmental receipts                         | -                           | -                                | -                  | -                        | -                            |
| Charges for services                               | -                           | -                                | -                  | -                        | -                            |
| Fines and forfeits                                 | -                           | -                                | -                  | -                        | -                            |
| Utility fees                                       | -                           | -                                | -                  | -                        | -                            |
| Penalties  | -                           | -                                | -                  | -                        | -                            |
| Other receipts                                     | -                           | -                                | 44,002             | -                        | -                            |
| Total receipts                                     | -                           | -                                | 44,002             | -                        | -                            |
| Disbursements:                                     |                             |                                  |                    |                          |                              |
| Personal services                                  | -                           | -                                | -                  | -                        | -                            |
| Supplies   | -                           | -                                | 44,873             | -                        | -                            |
| Other services and charges                         | -                           | -                                | 197                | -                        | -                            |
| Debt service - principal and interest              | -                           | -                                | -                  | -                        | -                            |
| Capital outlay                                     | -                           | -                                | -                  | -                        | -                            |
| Utility operating expenses                         | -                           | -                                | -                  | -                        | -                            |
| Other disbursements                                | -                           | -                                | -                  | -                        | -                            |
| Total disbursements                                | -                           | -                                | 45,070             | -                        | -                            |
| Excess (deficiency) of receipts over disbursements | -                           | -                                | (1,068)            | -                        | -                            |
| Cash and investments - ending                      | \$ 1,253                    | \$ 2,875                         | \$ 35,033          | \$ 650                   | \$ 4,537                     |

CITY OF ELKHART  
 COMBINING SCHEDULE OF RECEIPTS, DISBURSEMENTS, AND  
 CASH AND INVESTMENT BALANCES - REGULATORY BASIS  
 For the Year Ended December 31, 2018

|  | TOLSON<br>YOUTH | COMMUNICATION<br>DONATION | EMS<br>DONATION | TREE<br>PLANTING<br>DONATION | NYCRR<br>MUSEUM<br>DONATION |
|--|-----------------|---------------------------|-----------------|------------------------------|-----------------------------|
| Cash and investments - beginning                   | \$ 7,872        | \$ 10                     | \$ 1,783        | \$ 679                       | \$ 11,457                   |
| Receipts:  |                 |                           |                 |                              |                             |
| Taxes  | -               | -                         | -               | -                            | -                           |
| Licenses and permits                               | -               | -                         | -               | -                            | -                           |
| Intergovernmental receipts                         | -               | -                         | -               | -                            | -                           |
| Charges for services                               | -               | -                         | -               | -                            | -                           |
| Fines and forfeits                                 | -               | -                         | -               | -                            | -                           |
| Utility fees                                       | -               | -                         | -               | -                            | -                           |
| Penalties  | -               | -                         | -               | -                            | -                           |
| Other receipts                                     | 250             | -                         | -               | -                            | 463                         |
| Total receipts                                     | 250             | -                         | -               | -                            | 463                         |
| Disbursements:                                     |                 |                           |                 |                              |                             |
| Personal services                                  | -               | -                         | -               | -                            | -                           |
| Supplies   | -               | -                         | -               | -                            | -                           |
| Other services and charges                         | 560             | -                         | -               | -                            | 560                         |
| Debt service - principal and interest              | -               | -                         | -               | -                            | -                           |
| Capital outlay                                     | -               | -                         | -               | -                            | -                           |
| Utility operating expenses                         | -               | -                         | -               | -                            | -                           |
| Other disbursements                                | -               | -                         | -               | -                            | -                           |
| Total disbursements                                | 560             | -                         | -               | -                            | 560                         |
| Excess (deficiency) of receipts over disbursements | (310)           | -                         | -               | -                            | (97)                        |
| Cash and investments - ending                      | \$ 7,562        | \$ 10                     | \$ 1,783        | \$ 679                       | \$ 11,360                   |

CITY OF ELKHART  
 COMBINING SCHEDULE OF RECEIPTS, DISBURSEMENTS, AND  
 CASH AND INVESTMENT BALANCES - REGULATORY BASIS  
 For the Year Ended December 31, 2018

|   | CEMETERY<br>DONATION | PARKS<br>DONATION | LERNER<br>THEATER<br>DONATION | RR<br>OVERPASS | RR<br>SAFETY<br>BLD<br>INDIANA |
|---|----------------------|-------------------|-------------------------------|----------------|--------------------------------|
| Cash and investments - beginning                      | \$ 42,517            | \$ 73,096         | \$ 37,009                     | \$ 237,521     | \$ 76,830                      |
| Receipts:   |                      |                   |                               |                |                                |
| Taxes   | -                    | -                 | -                             | -              | -                              |
| Licenses and permits                                  | -                    | -                 | -                             | -              | -                              |
| Intergovernmental receipts                            | -                    | -                 | -                             | -              | -                              |
| Charges for services                                  | -                    | -                 | -                             | -              | -                              |
| Fines and forfeits                                    | -                    | -                 | -                             | -              | -                              |
| Utility fees  | -                    | -                 | -                             | -              | -                              |
| Penalties   | -                    | -                 | -                             | -              | -                              |
| Other receipts  | -                    | 50,739            | -                             | 3,118          | -                              |
| Total receipts  | -                    | 50,739            | -                             | 3,118          | -                              |
| Disbursements:  |                      |                   |                               |                |                                |
| Personal services                                     | -                    | -                 | -                             | -              | -                              |
| Supplies  | -                    | 550               | -                             | -              | -                              |
| Other services and charges                            | 751                  | 41,611            | 5,334                         | 2,359          | -                              |
| Debt service - principal and interest                 | -                    | -                 | -                             | -              | -                              |
| Capital outlay  | -                    | -                 | -                             | -              | -                              |
| Utility operating expenses                            | -                    | -                 | -                             | -              | -                              |
| Other disbursements                                   | -                    | -                 | -                             | -              | -                              |
| Total disbursements                                   | 751                  | 42,161            | 5,334                         | 2,359          | -                              |
| Excess (deficiency) of receipts over<br>disbursements | (751)                | 8,578             | (5,334)                       | 759            | -                              |
| Cash and investments - ending                         | \$ 41,766            | \$ 81,674         | \$ 31,675                     | \$ 238,280     | \$ 76,830                      |

CITY OF ELKHART  
 COMBINING SCHEDULE OF RECEIPTS, DISBURSEMENTS, AND  
 CASH AND INVESTMENT BALANCES - REGULATORY BASIS  
 For the Year Ended December 31, 2018

|  | ELCO<br>THEATRE<br>BLD<br>INDIANA | TOLSON<br>CENTER<br>IMPROVEMENT | TOLSON<br>SCHOLARSHIP | ENVIRO<br>CTR<br>-EDUCATION | DESS<br>DONATION |
|--|-----------------------------------|---------------------------------|-----------------------|-----------------------------|------------------|
| Cash and investments - beginning                   | \$ 17,274                         | \$ 46,225                       | \$ 2,179              | \$ 33,955                   | \$ 374           |
| Receipts:  |                                   |                                 |                       |                             |                  |
| Taxes  | -                                 | -                               | -                     | -                           | -                |
| Licenses and permits                               | -                                 | -                               | -                     | -                           | -                |
| Intergovernmental receipts                         | -                                 | -                               | -                     | -                           | -                |
| Charges for services                               | -                                 | -                               | -                     | -                           | -                |
| Fines and forfeits                                 | -                                 | -                               | -                     | -                           | -                |
| Utility fees                                       | -                                 | -                               | -                     | -                           | -                |
| Penalties  | -                                 | -                               | -                     | -                           | -                |
| Other receipts                                     | -                                 | -                               | 43                    | 21,464                      | -                |
| Total receipts                                     | -                                 | -                               | 43                    | 21,464                      | -                |
| Disbursements:                                     |                                   |                                 |                       |                             |                  |
| Personal services                                  | -                                 | -                               | -                     | -                           | -                |
| Supplies   | -                                 | -                               | -                     | -                           | -                |
| Other services and charges                         | -                                 | 1,000                           | -                     | 12,369                      | -                |
| Debt service - principal and interest              | -                                 | -                               | -                     | -                           | -                |
| Capital outlay                                     | -                                 | -                               | -                     | -                           | -                |
| Utility operating expenses                         | -                                 | -                               | -                     | -                           | -                |
| Other disbursements                                | -                                 | -                               | -                     | -                           | -                |
| Total disbursements                                | -                                 | 1,000                           | -                     | 12,369                      | -                |
| Excess (deficiency) of receipts over disbursements | -                                 | (1,000)                         | 43                    | 9,095                       | -                |
| Cash and investments - ending                      | \$ 17,274                         | \$ 45,225                       | \$ 2,222              | \$ 43,050                   | \$ 374           |

CITY OF ELKHART  
 COMBINING SCHEDULE OF RECEIPTS, DISBURSEMENTS, AND  
 CASH AND INVESTMENT BALANCES - REGULATORY BASIS  
 For the Year Ended December 31, 2018

|  | PUBLIC<br>WORKS<br>DONATION | NEIGHBORHOOD<br>STABILIZATION | NSP<br>3 | IHCD<br>IN<br>HOUSING<br>COMM<br>DEV | STORM<br>WATER |
|--|-----------------------------|-------------------------------|----------|--------------------------------------|----------------|
| Cash and investments - beginning                   | \$ 3,459                    | \$ 816                        | \$ 308   | \$ 608                               | \$ 1,091,971   |
| Receipts:  |                             |                               |          |                                      |                |
| Taxes  | -                           | -                             | -        | -                                    | -              |
| Licenses and permits                               | -                           | -                             | -        | -                                    | -              |
| Intergovernmental receipts                         | -                           | -                             | -        | -                                    | -              |
| Charges for services                               | -                           | -                             | -        | -                                    | -              |
| Fines and forfeits                                 | -                           | -                             | -        | -                                    | -              |
| Utility fees                                       | -                           | -                             | -        | -                                    | 960,124        |
| Penalties  | -                           | -                             | -        | -                                    | -              |
| Other receipts                                     | -                           | -                             | -        | -                                    | 32,183         |
| Total receipts                                     | -                           | -                             | -        | -                                    | 992,307        |
| Disbursements:                                     |                             |                               |          |                                      |                |
| Personal services                                  | -                           | -                             | -        | -                                    | 296,396        |
| Supplies   | -                           | -                             | -        | -                                    | -              |
| Other services and charges                         | -                           | -                             | -        | -                                    | -              |
| Debt service - principal and interest              | -                           | -                             | -        | -                                    | -              |
| Capital outlay                                     | -                           | -                             | -        | -                                    | -              |
| Utility operating expenses                         | -                           | -                             | -        | -                                    | 283,973        |
| Other disbursements                                | -                           | -                             | -        | -                                    | -              |
| Total disbursements                                | -                           | -                             | -        | -                                    | 580,369        |
| Excess (deficiency) of receipts over disbursements | -                           | -                             | -        | -                                    | 411,938        |
| Cash and investments - ending                      | \$ 3,459                    | \$ 816                        | \$ 308   | \$ 608                               | \$ 1,503,909   |

CITY OF ELKHART  
 COMBINING SCHEDULE OF RECEIPTS, DISBURSEMENTS, AND  
 CASH AND INVESTMENT BALANCES - REGULATORY BASIS  
 For the Year Ended December 31, 2018

|  | STORMWATER<br>CAPITAL | WWTP<br>OPERATING | WWTP<br>BOND<br>&<br>INTEREST | SEWER<br>REPLACEMENT | SEWER<br>BOND<br>SINKING |
|--|-----------------------|-------------------|-------------------------------|----------------------|--------------------------|
| Cash and investments - beginning                   | \$ 179,314            | \$ 1,184,800      | \$ 594,708                    | \$ 3,744,689         | \$ 1,812,709             |
| Receipts:  |                       |                   |                               |                      |                          |
| Taxes  | -                     | -                 | -                             | -                    | -                        |
| Licenses and permits                               | -                     | -                 | -                             | -                    | -                        |
| Intergovernmental receipts                         | -                     | -                 | -                             | -                    | -                        |
| Charges for services                               | -                     | -                 | -                             | -                    | -                        |
| Fines and forfeits                                 | -                     | -                 | -                             | -                    | -                        |
| Utility fees                                       | -                     | -                 | -                             | -                    | -                        |
| Penalties  | -                     | -                 | -                             | -                    | -                        |
| Other receipts                                     | -                     | 8,155,536         | 2,183,881                     | -                    | 292,477                  |
| Total receipts                                     | -                     | 8,155,536         | 2,183,881                     | -                    | 292,477                  |
| Disbursements:                                     |                       |                   |                               |                      |                          |
| Personal services                                  | -                     | 2,273,607         | -                             | -                    | -                        |
| Supplies   | -                     | -                 | -                             | -                    | -                        |
| Other services and charges                         | -                     | -                 | -                             | -                    | -                        |
| Debt service - principal and interest              | -                     | -                 | 2,151,725                     | -                    | -                        |
| Capital outlay                                     | -                     | 70,538            | -                             | 1,148,983            | -                        |
| Utility operating expenses                         | -                     | 3,539,596         | -                             | 9,727                | -                        |
| Other disbursements                                | -                     | -                 | -                             | -                    | -                        |
| Total disbursements                                | -                     | 5,883,741         | 2,151,725                     | 1,158,710            | -                        |
| Excess (deficiency) of receipts over disbursements | -                     | 2,271,795         | 32,156                        | (1,158,710)          | 292,477                  |
| Cash and investments - ending                      | \$ 179,314            | \$ 3,456,595      | \$ 626,864                    | \$ 2,585,979         | \$ 2,105,186             |

CITY OF ELKHART  
 COMBINING SCHEDULE OF RECEIPTS, DISBURSEMENTS, AND  
 CASH AND INVESTMENT BALANCES - REGULATORY BASIS  
 For the Year Ended December 31, 2018

|  | <u>CSO-LTCP</u> | <u>SEWER<br/>INS</u> | <u>WWTP<br/>TRUNK<br/>LINE<br/>EXT</u> | <u>SEWER<br/>GUARANTEE<br/>DEPOSITS</u> | <u>WWTP<br/>REVENUE</u> |
|--|-----------------|----------------------|--|---|-------------------------|
| Cash and investments - beginning                   | \$ 975          | \$ 132,108           | \$ 1,670,092                           | \$ 209,105                              | \$ 1,004,116            |
| Receipts:  |                 |                      |  |   |                         |
| Taxes  | -               | -                    | -                                      | -                                       | -                       |
| Licenses and permits                               | -               | -                    | -                                      | -                                       | -                       |
| Intergovernmental receipts                         | -               | -                    | -                                      | -                                       | -                       |
| Charges for services                               | -               | -                    | -                                      | -                                       | -                       |
| Fines and forfeits                                 | -               | -                    | -                                      | -                                       | -                       |
| Utility fees                                       | -               | 188,995              | 130,945                                | 8,942                                   | 10,835,046              |
| Penalties  | -               | -                    | -                                      | -                                       | 1,562                   |
| Other receipts                                     | -               | 171,384              | 210                                    | -                                       | 168,096                 |
| Total receipts                                     | -               | 360,379              | 131,155                                | 8,942                                   | 11,004,704              |
| Disbursements:                                     |                 |                      |  |   |                         |
| Personal services                                  | -               | -                    | -                                      | -                                       | -                       |
| Supplies   | -               | -                    | -                                      | -                                       | -                       |
| Other services and charges                         | -               | -                    | -                                      | -                                       | -                       |
| Debt service - principal and interest              | -               | -                    | -                                      | -                                       | -                       |
| Capital outlay                                     | -               | -                    | 623,058                                | -                                       | -                       |
| Utility operating expenses                         | -               | 477,296              | -                                      | -                                       | -                       |
| Other disbursements                                | -               | 3,530                | 15,836                                 | 8,032                                   | 10,410,702              |
| Total disbursements                                | -               | 480,826              | 638,894                                | 8,032                                   | 10,410,702              |
| Excess (deficiency) of receipts over disbursements | -               | (120,447)            | (507,739)                              | 910                                     | 594,002                 |
| Cash and investments - ending                      | \$ 975          | \$ 11,661            | \$ 1,162,353                           | \$ 210,015                              | \$ 1,598,118            |

CITY OF ELKHART  
 COMBINING SCHEDULE OF RECEIPTS, DISBURSEMENTS, AND  
 CASH AND INVESTMENT BALANCES - REGULATORY BASIS  
 For the Year Ended December 31, 2018

|  | WTR<br>REVENUE      | WTR<br>OPERATING  | WTR<br>DEPRECIATION | WTR<br>GUARANTEE<br>DEPOSIT | WATER<br>TANK<br>MAINTENANCE |
|--|---------------------|-------------------|---------------------|-----------------------------|------------------------------|
| Cash and investments - beginning                   | \$ 1,183,870        | \$ 754,424        | \$ 4,213,253        | \$ 273,219                  | \$ 1,205,125                 |
| Receipts:  |                     |                   |                     |                             |                              |
| Taxes  | 309,106             | -                 | -                   | -                           | -                            |
| Licenses and permits                               | -                   | -                 | -                   | -                           | -                            |
| Intergovernmental receipts                         | -                   | -                 | -                   | -                           | -                            |
| Charges for services                               | -                   | -                 | -                   | -                           | -                            |
| Fines and forfeits                                 | -                   | -                 | -                   | -                           | -                            |
| Utility fees                                       | 7,071,142           | -                 | -                   | 43,527                      | -                            |
| Penalties  | -                   | -                 | -                   | -                           | -                            |
| Other receipts                                     | <u>380,882</u>      | <u>4,697,082</u>  | <u>2,400,000</u>    | <u>-</u>                    | <u>240,000</u>               |
| Total receipts                                     | <u>7,761,130</u>    | <u>4,697,082</u>  | <u>2,400,000</u>    | <u>43,527</u>               | <u>240,000</u>               |
| Disbursements:                                     |                     |                   |                     |                             |                              |
| Personal services                                  | -                   | 2,085,684         | -                   | -                           | -                            |
| Supplies   | -                   | -                 | -                   | -                           | -                            |
| Other services and charges                         | -                   | -                 | -                   | -                           | -                            |
| Debt service - principal and interest              | -                   | -                 | -                   | -                           | -                            |
| Capital outlay                                     | -                   | 168,386           | 2,056,211           | -                           | -                            |
| Utility operating expenses                         | -                   | 2,260,096         | 590,249             | -                           | -                            |
| Other disbursements                                | <u>7,863,879</u>    | <u>419,000</u>    | <u>-</u>            | <u>28,688</u>               | <u>140,300</u>               |
| Total disbursements                                | <u>7,863,879</u>    | <u>4,933,166</u>  | <u>2,646,460</u>    | <u>28,688</u>               | <u>140,300</u>               |
| Excess (deficiency) of receipts over disbursements | <u>(102,749)</u>    | <u>(236,084)</u>  | <u>(246,460)</u>    | <u>14,839</u>               | <u>99,700</u>                |
| Cash and investments - ending                      | <u>\$ 1,081,121</u> | <u>\$ 518,340</u> | <u>\$ 3,966,793</u> | <u>\$ 288,058</u>           | <u>\$ 1,304,825</u>          |

CITY OF ELKHART  
 COMBINING SCHEDULE OF RECEIPTS, DISBURSEMENTS, AND  
 CASH AND INVESTMENT BALANCES - REGULATORY BASIS  
 For the Year Ended December 31, 2018

|  | WTR<br>MAIN<br>EXTENSION | AQUATIC<br>FISHERIES | ELKHART<br>CITY COURT-<br>REGULAR<br>ACCOUNT | CITY CLERK-<br>PROBATION<br>USER<br>FEES | Totals                |
|--|--------------------------|----------------------|--|--|-----------------------|
| Cash and investments - beginning                   | \$ 1,268,263             | \$ 64,460            | \$ 174,602                                   | \$ 10,160                                | \$ 144,754,890        |
| Receipts:  |                          |                      |  |  |                       |
| Taxes  | -                        | -                    | -  | -  | 71,044,190            |
| Licenses and permits                               | -                        | -                    | -  | -  | 721,823               |
| Intergovernmental receipts                         | -                        | 80,000               | -  | -  | 13,451,200            |
| Charges for services                               | -                        | -                    | -  | -  | 4,039,538             |
| Fines and forfeits                                 | -                        | -                    | -  | -  | 756,225               |
| Utility fees                                       | 50,042                   | -                    | -  | -  | 19,288,763            |
| Penalties  | -                        | -                    | -  | -  | 1,562                 |
| Other receipts                                     | -                        | 70,250               | 1,654,442                                    | 176,541                                  | 73,663,782            |
| Total receipts                                     | <u>50,042</u>            | <u>150,250</u>       | <u>1,654,442</u>                             | <u>176,541</u>                           | <u>182,967,083</u>    |
| Disbursements:                                     |                          |                      |  |  |                       |
| Personal services                                  | -                        | 103,772              | -  | -  | 64,133,302            |
| Supplies   | -                        | 12,869               | -  | -  | 3,887,028             |
| Other services and charges                         | -                        | 24,504               | -  | -  | 25,618,109            |
| Debt service - principal and interest              | -                        | -                    | -  | -  | 4,364,411             |
| Capital outlay                                     | 495,910                  | -                    | -  | -  | 17,840,307            |
| Utility operating expenses                         | -                        | -                    | -  | -  | 7,160,937             |
| Other disbursements                                | 194                      | -                    | 1,690,009                                    | 176,910                                  | 54,830,883            |
| Total disbursements                                | <u>496,104</u>           | <u>141,145</u>       | <u>1,690,009</u>                             | <u>176,910</u>                           | <u>177,834,977</u>    |
| Excess (deficiency) of receipts over disbursements | <u>(446,062)</u>         | <u>9,105</u>         | <u>(35,567)</u>                              | <u>(369)</u>                             | <u>5,132,106</u>      |
| Cash and investments - ending                      | <u>\$ 822,201</u>        | <u>\$ 73,565</u>     | <u>\$ 139,035</u>                            | <u>\$ 9,791</u>                          | <u>\$ 149,886,996</u> |

CITY OF ELKHART  
 SCHEDULE OF PAYABLES AND RECEIVABLES  
 December 31, 2018

| <u>Government or Enterprise</u> | <u>Accounts<br/>Payable</u> | <u>Accounts<br/>Receivable</u> |
|---------------------------------|-----------------------------|--------------------------------|
| Storm Water                     | \$ 574                      | \$ -                           |
| Wastewater                      | 2,031                       | 1,040                          |
| Water                           | -                           | 11,672                         |
| Public Works And Utilities      | 107                         | -                              |
| Governmental activities         | <u>10,557</u>               | <u>387,237</u>                 |
| Totals                          | <u>\$ 13,269</u>            | <u>\$ 399,949</u>              |

CITY OF ELKHART  
SCHEDULE OF LEASES AND DEBT  
December 31, 2018

| Type                          | Description of Debt<br>Purpose                          | Ending<br>Principal<br>Balance | Principal and<br>Interest Due<br>Within One<br>Year |
|-------------------------------|---|--------------------------------|---|
| Governmental activities:      |   |                                |   |
| General obligation bonds      | Taxable Park District Bonds, Series 2009B               | \$ 7,175,000                   | \$ 952,163  |
| Revenue bonds                 | TIF 2015  | 6,695,000                      | 287,568   |
| Revenue bonds                 | Economic Development Revenue Bond, Series 2017          | 5,075,000                      | 207,214   |
| Revenue bonds                 | Special Taxing District Refunding 2015 A                | 1,075,000                      | 318,123   |
| Revenue bonds                 | Special Taxing District Refunding Bonds of 2012         | 1,075,000                      | 356,125   |
| Revenue bonds                 | Taxable Economic Development Revenue Bond, Series 2014B | 445,000                        | 157,425   |
| Total governmental activities |   | <u>21,540,000</u>              | <u>2,278,618</u>                                    |
| Wastewater:                   |   |                                |   |
| Revenue bonds                 | 2010 Revenue Bonds, Series A EPA Brownfield             | 348,450                        | 30,300  |
| Revenue bonds                 | 2010 Revenue Bonds, Series B EPA Brownfield             | 522,675                        | 45,450  |
| Revenue bonds                 | Sewage Works SRF Loan of 2009 Series A                  | 1,407,249                      | 150,690   |
| Revenue bonds                 | Sewage Works SRF Loan of 2009 Series B                  | 5,616,346                      | 566,886   |
| Revenue bonds                 | Sewage Works SRF Loan of 2009 Series D                  | 542,787                        | 56,158  |
| Revenue bonds                 | Sewage Works SRF Loan of 2014                           | 18,080,255                     | 1,326,010   |
| Total Wastewater              |   | <u>26,517,762</u>              | <u>2,175,494</u>                                    |
| Totals                        |   | <u>\$ 48,057,762</u>           | <u>\$ 4,454,112</u>                                 |

CITY OF ELKHART  
SCHEDULE OF CAPITAL ASSETS  
December 31, 2018

Capital assets are reported at actual or estimated historical cost based on appraisals or deflated current replacement cost. Contributed or donated assets are reported at estimated fair value at the time received.

|                                    | <u>Ending<br/>Balance</u> |
|------------------------------------|---------------------------|
| Governmental activities:           |                           |
| Land                               | \$ 16,619,196             |
| Infrastructure                     | 157,656,681               |
| Buildings                          | 19,199,201                |
| Improvements other than buildings  | 65,036,929                |
| Machinery, equipment, and vehicles | 38,323,977                |
| Books and other                    | <u>236,876</u>            |
| Total governmental activities      | <u>297,072,860</u>        |
| Storm Water:                       |                           |
| Land                               | 224,650                   |
| Improvements other than buildings  | 14,800,399                |
| Machinery, equipment, and vehicles | <u>364,885</u>            |
| Total Storm Water                  | <u>15,389,934</u>         |
| Wastewater:                        |                           |
| Land                               | 3,215,179                 |
| Infrastructure                     | 70,362,935                |
| Buildings                          | 21,931,057                |
| Improvements other than buildings  | 11,126,538                |
| Machinery, equipment, and vehicles | <u>39,421,108</u>         |
| Total Wastewater                   | <u>146,056,817</u>        |
| Water:                             |                           |
| Land                               | 926,653                   |
| Infrastructure                     | 44,701,065                |
| Buildings                          | 1,405,669                 |
| Improvements other than buildings  | 3,510,519                 |
| Machinery, equipment, and vehicles | <u>6,635,141</u>          |
| Total Water                        | <u>57,179,047</u>         |
| Public Works and Utilities:        |                           |
| Machinery, equipment, and vehicles | <u>69,846</u>             |
| Total capital assets               | <u>\$ 515,768,504</u>     |

SUPPLEMENTAL AUDIT OF  
FEDERAL AWARDS



INDEPENDENT AUDITOR'S REPORT ON COMPLIANCE FOR THE MAJOR FEDERAL  
PROGRAM AND ON INTERNAL CONTROL OVER COMPLIANCE

TO: THE OFFICIALS OF THE CITY OF ELKHART, ELKHART COUNTY, INDIANA

**Report on Compliance for the Major Federal Program**

We have audited the City of Elkhart's (City) compliance with the types of compliance requirements described in the *OMB Compliance Supplement* that could have a direct and material effect on its major federal program for the year ended December 31, 2018. The City's major federal program is identified in the Summary of Auditor's Results section of the accompanying Schedule of Findings and Questioned Costs.

***Management's Responsibility***

Management is responsible for compliance with federal statutes, regulations, and the terms and conditions of its federal awards applicable to its federal programs.

***Auditor's Responsibility***

Our responsibility is to express an opinion on compliance for the City's major federal program based on our audit of the types of compliance requirements referred to above. We conducted our audit of compliance in accordance with auditing standards generally accepted in the United States of America; the standards applicable to financial audits contained in *Government Auditing Standards*, issued by the Comptroller General of the United States; and the audit requirements of Title 2 U.S. *Code of Federal Regulations* Part 200, *Uniform Administrative Requirements, Cost Principles, and Audit Requirements for Federal Awards* (Uniform Guidance). Those standards and the Uniform Guidance require that we plan and perform the audit to obtain reasonable assurance about whether noncompliance with the types of compliance requirements referred to above that could have a direct and material effect on a major federal program occurred. An audit includes examining, on a test basis, evidence about the City's compliance with those requirements and performing such other procedures as we considered necessary in the circumstances.

We believe that our audit provides a reasonable basis for our opinion on compliance for the major federal program. However, our audit does not provide a legal determination of the City's compliance.

***Opinion on the Major Federal Program***

In our opinion, the City complied, in all material respects, with the types of compliance requirements referred to above that could have a direct and material effect on its major federal program for the year ended December 31, 2018.

INDEPENDENT AUDITOR'S REPORT ON COMPLIANCE FOR THE MAJOR FEDERAL  
PROGRAM AND ON INTERNAL CONTROL OVER COMPLIANCE  
(Continued)


**Report on Internal Control over Compliance**

Management of the City is responsible for establishing and maintaining effective internal control over compliance with the types of compliance requirements referred to above. In planning and performing our audit of compliance, we considered the City's internal control over compliance with the types of requirements that could have a direct and material effect on the major federal program to determine the auditing procedures that are appropriate in the circumstances for the purpose of expressing our opinion on compliance for the major federal program and to test and report on internal control over compliance in accordance with the Uniform Guidance, but not for the purpose of expressing an opinion on the effectiveness of internal control over compliance. Accordingly, we do not express an opinion on the effectiveness of the City's internal control over compliance.

A deficiency in internal control over compliance exists when the design or operation of a control over compliance does not allow management or employees, in the normal course of performing their assigned functions, to prevent, or detect and correct, noncompliance with a type of compliance requirement of a federal program on a timely basis. A material weakness in internal control over compliance is a deficiency, or a combination of deficiencies, in internal control over compliance, such that there is a reasonable possibility that material noncompliance with a type of compliance requirement of a federal program will not be prevented, or detected and corrected, on a timely basis. A significant deficiency in internal control over compliance is a deficiency, or a combination of deficiencies, in internal control over compliance with a type of compliance requirement of a federal program that is less severe than a material weakness in internal control over compliance, yet important enough to merit attention by those charged with governance.

Our consideration of internal control over compliance was for the limited purpose described in the first paragraph of this section and was not designed to identify all deficiencies in internal control over compliance that might be material weaknesses or significant deficiencies. We did not identify any deficiencies in internal control over compliance that we consider to be material weaknesses. However, material weaknesses may exist that have not been identified.

The purpose of this report on internal control over compliance is solely to describe the scope of our testing of internal control over compliance and the results of that testing based on the requirements of the Uniform Guidance. Accordingly, this report is not suitable for any other purpose.

  
Paul D. Joyce, CPA  
State Examiner

August 22, 2019

(This page intentionally left blank.)

SCHEDULE OF EXPENDITURES OF FEDERAL AWARDS AND ACCOMPANYING NOTES

The Schedule of Expenditures of Federal Awards and accompanying notes presented were approved by management of the City. The schedule and notes are presented as intended by the City.

CITY OF ELKHART  
SCHEDULE OF EXPENDITURES OF FEDERAL AWARDS  
For the Year Ended December 31, 2018

| Federal Grantor Agency<br>Cluster Title/Program Title/Project Title             | Pass-Through Entity or Direct Grant  | Federal<br>CFDA<br>Number | Pass-Through<br>Entity (or Other)<br>Identifying<br>Number | Passed Through<br>to Subrecipient | Total<br>Federal Awards<br>Expended |
|---|--------------------------------------|---------------------------|--|-----------------------------------|-------------------------------------|
| <u>Department of Housing and Urban Development</u>                              |                                      |                           |  |                                   |                                     |
| CDBG - Entitlement Grants Cluster   |                                      |                           |  |                                   |                                     |
| Community Development Block Grants/Entitlement Grants                           | Direct                               | 14.218                    |  |                                   |                                     |
| CD Block Grant  |                                      |                           | B-14-MC-18-0015  | \$ -                              | \$ 5,999                            |
| CD Block Grant  |                                      |                           | B-15-MC-18-0015  | -                                 | 35,145                              |
| CD Block Grant  |                                      |                           | B-16-MC-18-0015  | -                                 | 8,244                               |
| CD Block Grant  |                                      |                           | B-17-MC-18-0015  | -                                 | 281,227                             |
| CD Block Grant  |                                      |                           | B-18-MC-18-0015  | -                                 | 119,418                             |
| Total - CDBG - Entitlement Grants Cluster                                       |                                      |                           |  | -                                 | 450,033                             |
| Fair Housing Assistance Program State and Local                                 | Direct                               | 14.401                    |  |                                   |                                     |
| Fair Housing Assistance Program State & Local                                   |                                      |                           | FF205K175036   | -                                 | 37,181                              |
| Total - Department of Housing and Urban Development                             |                                      |                           |  | -                                 | 487,214                             |
| <u>Department of Justice</u>  |                                      |                           |  |                                   |                                     |
| Bulletproof Vest Partnership Program  | Direct                               | 16.607                    |  |                                   |                                     |
| FY2017 BVP  |                                      |                           | FY 2017  | -                                 | 12,822                              |
| Equitable Sharing Program   | Direct                               | 16.922                    |  |                                   |                                     |
| DEA Asset Sharing   |                                      |                           | FY 2018  | -                                 | 43,720                              |
| Total - Department of Justice   |                                      |                           |  | -                                 | 56,542                              |
| <u>Department of Transportation</u>   |                                      |                           |  |                                   |                                     |
| Highway Planning and Construction Cluster                                       |                                      |                           |  |                                   |                                     |
| Highway Planning and Construction   | Indiana Department of Transportation | 20.205                    |  |                                   |                                     |
| City of Elkhart Cassopolis Street (SR 19) Multi-Use Path                        |                                      |                           | A249-15L140032   | -                                 | 218,276                             |
| Prairie Street Grade Separation   |                                      |                           | DES 0600463  | -                                 | 169                                 |
| Total - Highway Planning and Construction Cluster                               |                                      |                           |  | -                                 | 218,445                             |
| Airport Improvement Program   | Direct                               | 20.106                    |  |                                   |                                     |
| Airport Improvement Project 3-18-0018-30-2017 Taxiway B Lighting Rehabilitation |                                      |                           | AIP 3-18-0018-30-2017                                      | -                                 | 760,962                             |
| Airport Improvement Remove Obstructions (app & DEP) and Fence Phase I           |                                      |                           | AIP 3-18-0018-31-2018                                      | -                                 | 182,055                             |
| Total - Airport Improvement Program   |                                      |                           |  | -                                 | 943,017                             |
| Total - Department of Transportation  |                                      |                           |  | -                                 | 1,161,462                           |
| <u>National Endowment for the Humanities</u>                                    |                                      |                           |  |                                   |                                     |
| Promotion of the Arts Partnership Agreements                                    | Indiana Arts Commission              | 45.025                    |  |                                   |                                     |
| Rhapsody in the Green   |                                      |                           | FY 2018  | -                                 | 38,568                              |
| Total - National Endowment for the Humanities                                   |                                      |                           |  | -                                 | 38,568                              |
| Total federal awards expended   |                                      |                           |  | \$ -                              | \$ 1,743,786                        |

The accompanying notes are an integral part of the Schedule of Expenditures of Federal Awards.

CITY OF ELKHART  
NOTES TO SCHEDULE OF EXPENDITURES OF FEDERAL AWARDS

**Note 1. Basis of Presentation**

The accompanying Schedule of Expenditures of Federal Awards (SEFA) includes the federal grant activity of the City under programs of the federal government for the year ended December 31, 2018. The information in the SEFA is presented in accordance with the requirements of Title 2 U.S. Code of Federal Regulations Part 200, *Uniform Administrative Requirements, Cost Principles, and Audit Requirements for Federal Awards* (Uniform Guidance). Because the SEFA presents only a select portion of the operations of the City, it is not intended to and does not present the financial position of the City.

**Note 2. Summary of Significant Accounting Policies**

Expenditures reported on the SEFA are reported on the cash basis of accounting. Such expenditures are recognized following, as applicable, either the cost principles in OMB Circular A-87, *Cost Principles for State, Local, and Indian Tribal Governments*, or the cost principles contained in the Uniform Guidance, wherein certain types of expenditures are not allowed or are limited as to reimbursement. When federal grants are received on a reimbursement basis, the federal awards are considered expended when the reimbursement is received. The City has elected not to use the 10 percent de minimis indirect cost rate allowed under the Uniform Guidance.

CITY OF ELKHART  
SCHEDULE OF FINDINGS AND QUESTIONED COSTS

**Section I - Summary of Auditor's Results**

Financial Statement:

|  |   |
|--|---|
| Type of auditor's report issued:                     | Adverse as to GAAP; Unmodified as to Regulatory Basis |
| Internal control over financial reporting:           |   |
| Material weakness identified?                        | yes   |
| Significant deficiency identified?                   | none reported   |
| Noncompliance material to financial statement noted? | yes   |

Federal Awards:

|   |               |
|---|---------------|
| Internal control over major program:  |               |
| Material weakness identified?   | no            |
| Significant deficiency identified?  | none reported |
| Any audit finding disclosed that are required to be reported in accordance with section 2 CFR 200.516(a)? | no            |

Identification of Major Program and type of auditor's report issued on compliance for it:

| <u>CFDA<br/>Number</u> | <u>Name of Federal Program or Cluster</u> | <u>Opinion<br/>Issued</u> |
|------------------------|---|---------------------------|
| 20.106                 | Airport Improvement Program               | Unmodified                |

Dollar threshold used to distinguish between Type A and Type B programs: \$750,000

|  |    |
|--|----|
| Auditee qualified as low-risk auditee? | no |
|--|----|

**Section II - Financial Statement Findings**

**FINDING 2018-001**

Subject: Financial Transactions and Reporting  
Audit Findings: Material Weakness, Noncompliance

*Condition and Context*

There were several deficiencies in the internal control system of the City related to financial transactions and reporting. The City had not separated incompatible activities related to cash and investments and receipts.

*Cash and Investments*

While the City Controller's (Controller) month-end bank reconciliations were approved by the appropriate officials, the review was inadequate to ensure that the Controller's combined bank balance agreed to the Controller's combined fund balance. Immaterial variances were noted on each monthly-reviewed bank reconciliation.

CITY OF ELKHART  
SCHEDULE OF FINDINGS AND QUESTIONED COSTS  
(Continued)

*Receipts*

The City routinely practiced "backdating" when posting receipt transactions. Some transactions tested were backdated over four months. For example, a tax distribution from the State of Indiana received in May 2018 was posted in August 2018, but backdated to May 2018. This practice can adversely affect a bank reconciliation if not properly accounted for.

The lack of controls and noncompliance were systemic issues, which occurred throughout the audit period.

*Criteria*

The Indiana State Board of Accounts (SBOA) is required under Indiana Code 5-11-1-27(e) to define the acceptable minimum level of internal control standards. To provide clarifying guidance, the State Examiner compiled the standards contained in the manual, *Uniform Internal Control Standards for Indiana Political Subdivisions*. All political subdivisions subject to audit by SBOA are expected to adhere to these standards. The standards include adequate control activities. According to this manual:

"Control activities are the actions and tools established through policies and procedures that help to detect, prevent, or reduce the identified risks that interfere with the achievement of objectives. Detection activities are designed to identify unfavorable events in a timely manner whereas prevention activities are designed to deter the occurrence of an unfavorable event. Examples of these activities include reconciliations, authorizations, approval processes, performance reviews, and verification processes.

An integral part of the control activity component is segregation of duties. . . .

There is an expectation of segregation of duties. If compensating controls are necessary, documentation should exist to identify both the areas where segregation of duties are not feasible or practical and the compensating controls implemented to mitigate the risk. . . .

The Green Book identifies a list of control activity categories that are meant only to illustrate the range and variety of control activities. . . .

- Accurate and timely recording of transactions. . . ."

Indiana Code 5-13-6-1(e) states: "All local investment officers shall reconcile at least monthly the balance of public funds, as disclosed by the records of the local officers, with the balance statements provided by the respective depositories."

Receipts shall be issued and recorded at the time of the transaction. (Accounting and Uniform Compliance Guidelines Manual for Cities and Towns, Chapter 1)

*Cause*

Management of the City had not established a proper system of internal controls related to financial transactions and reporting.

*Effect*

The failure to establish a system of internal controls enabled material misstatements or irregularities to remain undetected.

CITY OF ELKHART  
SCHEDULE OF FINDINGS AND QUESTIONED COSTS  
(Continued)

*Recommendation*

We recommended that the County establish a system of internal controls related to financial transactions and reporting.

*Views of Responsible Officials*

For the views of responsible officials, refer to the Corrective Action Plan that is part of this report.

***Section III - Federal Award Findings and Questioned Costs***

No matters are reportable.

AUDITEE-PREPARED DOCUMENT

The subsequent document was provided by management of the City. The document is presented as intended by the City.

The Honorable  
Timothy Neese  
Mayor

Rita Huffman  
City Controller



City Controller's Office  
229 S. Second St.  
Elkhart, IN 46516

574.294.5471  
Fax: 574.294.8491

## CORRECTIVE ACTION PLAN

### **Section II-Financial Statement Findings**

Contact Person Responsible for Corrective Action: Rita Huffman, Jamie Arce

Contact Phone Number: 574-294-5471

Views of Responsible Official: The City concurs with the finding.

Description of Corrective Action Plan: Cash Receipts

1. The City has policies and procedures in place and has made improvements to these. This includes sending daily ACH reports to the departments concerned for conformation and approval of the amounts to be posted and the addition of staff to the email list for County & State distributions to ensure that these are received and posted in a timely manner.

Anticipated Completion Date: Immediately.

(Signature)

(Title)

(Date)

#### OTHER REPORTS

In addition to this report, other reports may have been issued for the City. All reports can be found on the Indiana State Board of Accounts' website: <http://www.in.gov/sboa/>.