

STATE BOARD OF ACCOUNTS
302 West Washington Street
Room E418
INDIANAPOLIS, INDIANA 46204-2769

FINANCIAL STATEMENT AND
FEDERAL SINGLE AUDIT REPORT
OF
HANCOCK COUNTY, INDIANA
January 1, 2018 to December 31, 2018



FILED
08/14/2019

TABLE OF CONTENTS

<u>Description</u>	<u>Page</u>
Schedule of Officials	2
Independent Auditor's Report	3-5
Independent Auditor's Report on Internal Control over Financial Reporting and on Compliance and Other Matters Based on an Audit of the Financial Statement Performed in Accordance with <i>Government Auditing Standards</i>	6-7
Financial Statement and Accompanying Notes:	
Statement of Receipts, Disbursements, and Cash and Investment Balances - Regulatory Basis	10-12
Notes to Financial Statement	13-18
Other Information - Unaudited:	
Combining Schedule of Receipts, Disbursements, and Cash and Investment Balances - Regulatory Basis	20-50
Schedule of Payables and Receivables	51
Schedule of Leases and Debt	52
Schedule of Capital Assets	53
Supplemental Audit of Federal Awards:	
Independent Auditor's Report on Compliance for Each Major Federal Program and on Internal Control over Compliance	56-57
Schedule of Expenditures of Federal Awards and Accompanying Notes:	
Schedule of Expenditures of Federal Awards	60
Notes to Schedule of Expenditures of Federal Awards	61
Schedule of Findings and Questioned Costs	62-65
Auditee-Prepared Documents:	
Summary Schedule of Prior Audit Findings	68
Corrective Action Plan	69
Other Reports	70

SCHEDULE OF OFFICIALS

<u>Office</u>	<u>Official</u>	<u>Term</u>
County Auditor	Robin D. Lowder Debra A. Carnes	01-01-15 to 12-31-18 01-01-19 to 12-31-22
County Treasurer	Janice Silvey	01-01-17 to 12-31-20
Clerk of the Circuit Court	Marcia Moore Lisa Lofgreen	01-01-15 to 12-31-18 01-01-19 to 12-31-22
County Sheriff	Michael Shepherd Brad Burkhart	01-01-15 to 12-31-18 01-01-19 to 12-31-22
County Recorder	Debra A. Carnes Marcia Moore	01-01-15 to 12-31-18 01-01-19 to 12-31-22
President of the Board of County Commissioners	Brad Armstrong John Jessup	01-01-17 to 12-31-18 01-01-19 to 12-31-19
President of the County Council	William Bolander	01-01-17 to 12-31-19



STATE OF INDIANA
AN EQUAL OPPORTUNITY EMPLOYER

STATE BOARD OF ACCOUNTS
302 WEST WASHINGTON STREET
ROOM E418
INDIANAPOLIS, INDIANA 46204-2769

Telephone: (317) 232-2513
Fax: (317) 232-4711
Web Site: www.in.gov/sboa

INDEPENDENT AUDITOR'S REPORT

TO: THE OFFICIALS OF HANCOCK COUNTY, INDIANA

Report on the Financial Statement

We have audited the accompanying financial statement of Hancock County (County), which comprises the financial position and results of operations for the year ended December 31, 2018, and the related notes to the financial statement as listed in the Table of Contents.

Management's Responsibility for the Financial Statement

Management is responsible for the preparation and fair presentation of this financial statement in accordance with the financial reporting provisions of the Indiana State Board of Accounts as allowed by state statute (IC 5-11-1-6). Management is responsible for and has determined that the regulatory basis of accounting, as established by the Indiana State Board of Accounts, is an acceptable basis of presentation. Management is also responsible for the design, implementation, and maintenance of internal control relevant to the preparation and fair presentation of a financial statement that is free from material misstatement, whether due to fraud or error.

Auditor's Responsibility

Our responsibility is to express an opinion on this financial statement based on our audit. We conducted our audit in accordance with auditing standards generally accepted in the United States of America and the standards applicable to financial audits contained in *Government Auditing Standards*, issued by the Comptroller General of the United States. Those standards require that we plan and perform the audit to obtain reasonable assurance about whether the financial statement is free from material misstatement.

An audit involves performing procedures to obtain audit evidence about the amounts and disclosures in the financial statement. The procedures selected depend on the auditor's judgment, including the assessment of the risks of material misstatement of the financial statement, whether due to fraud or error. In making those risk assessments, the auditor considers internal control relevant to the County's preparation and fair presentation of the financial statement in order to design audit procedures that are appropriate in the circumstances, but not for the purpose of expressing an opinion on the effectiveness of the County's internal control. Accordingly, we express no such opinion. An audit also includes evaluating the appropriateness of accounting policies used and the reasonableness of significant accounting estimates made by management, as well as evaluating the overall presentation of the financial statement.

We believe that the audit evidence we have obtained is sufficient and appropriate to provide a basis for our audit opinion.

INDEPENDENT AUDITOR'S REPORT
(Continued)

Basis for Adverse Opinion on U.S. Generally Accepted Accounting Principles

As discussed in Note 1 to the financial statement, the County prepares its financial statement on the prescribed basis of accounting that demonstrates compliance with the reporting requirements established by the Indiana State Board of Accounts as allowed by state statute (IC 5-11-1-6), which is a basis of accounting other than accounting principles generally accepted in the United States of America.

The effects on the financial statement of the variances between the regulatory basis of accounting described in Note 1 and accounting principles generally accepted in the United States of America, although not reasonably determinable, are presumed to be material.

Adverse Opinion on U.S. Generally Accepted Accounting Principles

In our opinion, because of the significance of the matter discussed in the *Basis for Adverse Opinion on U.S. Generally Accepted Accounting Principles* paragraph, the financial statement referred to above does not present fairly, in accordance with accounting principles generally accepted in the United States of America, the financial position and results of operations of the County for the year ended December 31, 2018.

Opinion on Regulatory Basis of Accounting

In our opinion, the financial statement referred to above presents fairly, in all material respects, the financial position and results of operations of the County for the year ended December 31, 2018, in accordance with the financial reporting provisions of the Indiana State Board of Accounts described in Note 1.

Other Matters

Supplementary Information

Our audit was conducted for the purpose of forming an opinion on the County's financial statement. The accompanying Schedule of Expenditures of Federal Awards is presented for purposes of additional analysis as required by Title 2 U.S. *Code of Federal Regulations* Part 200, *Uniform Administrative Requirements, Cost Principles, and Audit Requirements for Federal Awards*, and is not a required part of the financial statement. Such information is the responsibility of management and was derived from and relates directly to the underlying accounting and other records used to prepare the financial statement. The information has been subjected to the auditing procedures applied in the audit of the financial statement and certain additional procedures, including comparing and reconciling such information directly to the underlying accounting and other records used to prepare the financial statement or to the financial statement itself, and other additional procedures in accordance with auditing standards generally accepted in the United States of America. In our opinion, the Schedule of Expenditures of Federal Awards is fairly stated, in all material respects, in relation to the financial statement taken as a whole.


Other Information

Our audit was conducted for the purpose of forming an opinion on the County's financial statement. The Combining Schedule of Receipts, Disbursements, and Cash and Investment Balances - Regulatory Basis, Schedule of Payables and Receivables, Schedule of Leases and Debt, and Schedule of Capital Assets, as listed in the Table of Contents, are presented for additional analysis and are not required parts of the financial statement. They have not been subjected to the auditing procedures applied by us in the audit of the financial statement and, accordingly, we express no opinion on them.

INDEPENDENT AUDITOR'S REPORT
(Continued)

Other Reporting Required by *Government Auditing Standards*

In accordance with *Government Auditing Standards*, we have also issued a report dated July 18, 2019, on our consideration of the County's internal control over financial reporting and our tests of its compliance with certain provisions of laws, regulations, contracts, grant agreements, and other matters. The purpose of that report is solely to describe the scope of our testing of internal control over financial reporting and compliance and the results of that testing and not to provide an opinion on the effectiveness of the County's internal control over financial reporting or on compliance. That report is an integral part of an audit performed in accordance with *Government Auditing Standards* in considering the County's internal control over financial reporting and compliance.


Paul D. Joyce, CPA
State Examiner

July 18, 2019



STATE OF INDIANA
AN EQUAL OPPORTUNITY EMPLOYER

STATE BOARD OF ACCOUNTS
302 WEST WASHINGTON STREET
ROOM E418
INDIANAPOLIS, INDIANA 46204-2769

Telephone: (317) 232-2513
Fax: (317) 232-4711
Web Site: www.in.gov/sboa

INDEPENDENT AUDITOR'S REPORT ON INTERNAL CONTROL OVER FINANCIAL REPORTING
AND ON COMPLIANCE AND OTHER MATTERS BASED ON AN AUDIT OF THE FINANCIAL
STATEMENT PERFORMED IN ACCORDANCE WITH *GOVERNMENT AUDITING STANDARDS*

TO: THE OFFICIALS OF HANCOCK COUNTY, INDIANA

We have audited, in accordance with auditing standards generally accepted in the United States of America and the standards applicable to financial audits contained in *Government Auditing Standards*, issued by the Comptroller General of the United States, the financial statement of Hancock County (County), which comprises the financial position and results of operations for the year ended December 31, 2018, and the related notes to the financial statement, and have issued our report thereon dated July 18, 2019, wherein we noted the County followed accounting practices the Indiana State Board of Accounts prescribes rather than accounting principles generally accepted in the United States of America.

Internal Control over Financial Reporting

In planning and performing our audit of the financial statement, we considered the County's internal control over financial reporting (internal control) to determine the audit procedures that are appropriate in the circumstances for the purpose of expressing our opinion on the financial statement, but not for the purpose of expressing an opinion on the effectiveness of the County's internal control. Accordingly, we do not express an opinion on the effectiveness of the County's internal control.

A deficiency in internal control exists when the design or operation of a control does not allow management or employees, in the normal course of performing their assigned functions, to prevent, or detect and correct, misstatements on a timely basis. A material weakness is a deficiency, or combination of deficiencies, in internal control, such that there is a reasonable possibility that a material misstatement of the County's financial statement will not be prevented, or detected and corrected, on a timely basis. A significant deficiency is a deficiency, or combination of deficiencies, in internal control that is less severe than a material weakness, yet important enough to merit attention by those charged with governance.

Our consideration of internal control was for the limited purpose described in the first paragraph of this section and was not designed to identify all deficiencies in internal control that might be material weaknesses or significant deficiencies and, therefore, material weaknesses or significant deficiencies may exist that were not identified. We did identify certain deficiencies in internal control, described in the accompanying Schedule of Findings and Questioned Costs as item 2018-001, that we consider to be a material weakness.

INDEPENDENT AUDITOR'S REPORT ON INTERNAL CONTROL OVER FINANCIAL REPORTING
AND ON COMPLIANCE AND OTHER MATTERS BASED ON AN AUDIT OF THE FINANCIAL
STATEMENT PERFORMED IN ACCORDANCE WITH *GOVERNMENT AUDITING STANDARDS*
(Continued)

Compliance and Other Matters


As part of obtaining reasonable assurance about whether the County's financial statement is free of material misstatement, we performed tests of its compliance with certain provisions of laws, regulations, contracts, and grant agreements, noncompliance with which could have a direct and material effect on the determination of financial statement amounts. However, providing an opinion on compliance with those provisions was not an objective of our audit and, accordingly, we do not express such an opinion. The results of our tests disclosed instances of noncompliance or other matters that are required to be reported under *Government Auditing Standards* and which are described in the accompanying Schedule of Findings and Questioned Costs as item 2018-001.

Hancock County's Response to Findings

The County's response to the findings identified in our audit is described in the accompanying Corrective Action Plan. The County's response was not subjected to the auditing procedures applied in the audit of the financial statement and, accordingly, we express no opinion on it.

Purpose of This Report

The purpose of this report is solely to describe the scope of our testing of internal control and compliance and the results of that testing, and not to provide an opinion on the effectiveness of the County's internal control or on compliance. This report is an integral part of an audit performed in accordance with *Government Auditing Standards* in considering the County's internal control and compliance. Accordingly, this communication is not suitable for any other purpose.


Paul D. Joyce, CPA
State Examiner

July 18, 2019

(This page intentionally left blank.)

FINANCIAL STATEMENT AND ACCOMPANYING NOTES

The financial statement and accompanying notes were approved by management of the County. The financial statement and notes are presented as intended by the County.

HANCOCK COUNTY
STATEMENT OF RECEIPTS, DISBURSEMENTS, AND
CASH AND INVESTMENT BALANCES - REGULATORY BASIS
For the Year Ended December 31, 2018

Fund	Cash and Investments 01-01-18	Receipts	Disbursements	Cash and Investments 12-31-18
County General 1001	\$ 8,770,260	\$ 19,075,181	\$ 17,476,212	\$ 10,369,229
Accident Report 1101	22,428	10,751	5,678	27,501
Bids Bonds Deposits 1108	169,983	93,537	102,325	161,195
Campaign Finance Enforcement	50	25	-	75
LIT Economic Dev(County Share)	2,154,551	1,078,743	916,111	2,317,183
Library Ptrc/Cedit Fund 1113	834,137	-	-	834,137
City/Town Crt Costs 1116	2,815	18,767	20,091	1,491
Clerk's Rec Perpetuation 1119	108,206	54,972	30,576	132,602
Community Corrections 1122	155,887	955,965	1,011,700	100,152
Community Transition Program	-	7,700	-	7,700
County Sales Disclosure 1131	38,505	14,405	32,771	20,139
Cumulative Bridge 1135	1,310,342	1,920,657	1,957,467	1,273,532
County Cum Capital Dev 1138	1,610,076	1,224,941	1,028,753	1,806,264
NASA-Drug Free Community	161,912	88,318	96,716	153,514
Electronic Map Generation 1150	21	-	-	21
EmergencyPlan/RightToKnow 1152	10,832	5,267	731	15,368
E 911 Operating 1153	471,968	37	471,901	104
Extradition 1155	2,998	-	-	2,998
Firearms Training 1156	13,102	19,340	25,365	7,077
General Drain Improv 1158	1,095,220	82,926	150,868	1,027,278
Health 1159	440,312	383,843	387,891	436,264
Identification Security 1160	45,871	13,712	22,292	37,291
Local Road & Street 1169	463,918	1,155,906	541,741	1,078,083
LIT Public Safety-County Share	529,085	2,026,124	2,019,311	535,898
Misdemeanant 1175	32,111	32,992	32,111	32,992
Motor Vehicle Highway 1176	2,551,503	5,382,032	5,290,499	2,643,036
Auditor's Transfer Fee 1181	45,383	21,270	13,872	52,781
Rainy Day 1186	5,911,050	621	500,000	5,411,671
Recorder Perpetuation 1189	416,917	269,396	151,718	534,595
Sex & Violent Offender 1192	2,430	1,494	36	3,888
Solid Waste Agency 1194	14,836	12,053	5,099	21,790
Suppl Public Defender 1200	120,164	33,657	16,350	137,471
Surplus Tax 1201	172,608	139,988	76,583	236,013
Cornerstone Perpetuation 1202	80,513	68,530	39,154	109,889
Tax Sale Vendor Fees 1203	6,520	1,200	-	7,720
Tax Sale Redemption 1204	55,916	66,030	75,709	46,237
Tax Sale Surplus 1205	612,437	105,032	530,969	186,500
IN Local Health Dept Trust Acct	162,376	32,457	26,587	168,246
Unsafe Building 1207	2,186	-	-	2,186
CASA/GAL Services 1213	-	37,013	37,012	1
Auditors Ineligible Deduction	9,317	6,484	1,442	14,359
Elected Officials Training	37,601	13,712	2,265	49,048
Statewide E911 1222	615,507	1,252,157	1,277,458	590,206
Juvenile Probation 2050	12,836	7,351	14,462	5,725
Adult Probation Supp 2100	14,233	301,943	181,558	134,618
County User Fees 2500	331,184	655,891	588,270	398,805
Drainage Maintenance 2700	2,857,219	395,585	482,577	2,770,227
Health Dept Donations 4100	5,363	-	-	5,363
All Debt Service	393,087	1,012,949	1,080,996	325,040
Sheriff Pension Holding 5501	85,607	93,349	178,956	-
Nonreverting	-	8,382	-	8,382
Loit Public Safety 6005	197	-	197	-
Auto Excise Surtax 6020	123,579	1,901,437	1,899,096	125,920

HANCOCK COUNTY
STATEMENT OF RECEIPTS, DISBURSEMENTS, AND
CASH AND INVESTMENT BALANCES - REGULATORY BASIS
For the Year Ended December 31, 2018

Fund	Cash and Investments 01-01-18	Receipts	Disbursements	Cash and Investments 12-31-18
County Wheel Tax 6021	9,647	304,039	301,269	12,417
CVET 6023	-	387,896	387,896	-
Delinq Weeds Assess 6041	-	6,992	6,992	-
Delinqnt Sewr Assessmnt 6042	-	96,279	96,279	-
Financial Inst Tax 6051	-	52,395	52,395	-
Fines & Forfeitures 7101	496	6,007	5,837	666
Infraction Judgment 7102	6,409	25,774	30,668	1,515
Special Death Benefit 7104	1,070	6,355	6,930	495
State Sales Disclosures 7105	2,715	14,405	14,165	2,955
Coroner Educ Fees 7106	1,482	6,735	6,991	1,226
Interstate Transfer Fee 7107	63	1,075	1,013	125
State Mortgage Fee 7108	1,573	8,995	7,445	3,123
State Of In Sex & Violent 7111	16	166	162	20
Child Restraint Violation Fines	106	730	811	25
Food & Beverage Tax 7201	725,285	813,714	1,077,668	461,331
Education Plate 7301	169	1,369	1,538	-
Riverboat Sharing Fund 7303	-	414,686	414,686	-
Tourism Commission 7304	28,144	498,412	498,230	28,326
CAGIT Cert Shares/PTRC 7311	894	-	-	894
93.563 TitleIV-D Incentive Gen	155,332	27,077	12,307	170,102
93.563 Pros IV-D Incentive	13,459	40,737	42,919	11,277
93.563 Clerk Incentive -OLD	15,823	-	-	15,823
93.563 Clerk Incentive 10-1-99	97,369	27,077	10,500	113,946
GO 2013 Proceeds	129,818	3	42,072	87,749
GO 2015 Proceeds	822,834	-	800,000	22,834
LOIT Public Safety	9,866	2,061	11,928	(1)
CAR- 1 Treasurer (After Settlement Collections)	854,876	548,246	854,876	548,246
CAR-1 Treasurer (After Settlement Other Sources)	2,077,436	2,155,856	2,077,436	2,155,856
CAR-1 Inmate Trust	33,842	574,143	585,605	22,380
CAR-1 Sheriff	38,067	9,801	12,463	35,405
CAR-1 Sheriff Commissary	121,076	168,383	168,305	121,154
CAR-1 ISETS (Clerk)	8,496	575,284	578,681	5,099
CAR-1 Court Trust Account	1,786,288	8,836,007	8,308,910	2,313,385
CAR-1 Tourism Commission	181,014	527,081	547,322	160,773
CAR-1 Tourism Fairgrounds	177,332	242,735	243,212	176,855
CAR-1 Tourism Director	5,782	6,480	6,768	5,494
Settlement Account 6000	-	89,895,151	89,895,151	-
Stormwater 6043	-	4,264	4,264	-
LIT Special Purpose	53,693	3,132,406	3,027,845	158,254
Reassessment	168,855	-	141,569	27,286
LOIT Special Distribution	760,782	627,236	899,977	488,041
ADA Drug Screen Probation 2101	41,051	37,462	53,618	24,895
RICO Forfeiture	3,423	1,193	3,302	1,314
Solid Waste Mgt District	15	62,428	62,304	139
Local Ordinance Violations	2,250	600	150	2,700
Allocation Fund-TIF Revenue	3,535,793	3,856,940	946,850	6,445,883
Debt Service Reserve/RDC	966,550	10,183	10,183	966,550
Principal/ Interest/ RDC	630,246	949,169	632,565	946,850
Capital Fund/RDC	1,638,110	15,285	603,396	1,049,999
Superior I Trans 4910	1,894	-	-	1,894
Superior II Trans 4911	32	-	-	32
Circuit Crt Trans 4912	669	-	-	669
Jury Pay Fund 4913	-	25,579	25,579	-

HANCOCK COUNTY
STATEMENT OF RECEIPTS, DISBURSEMENTS, AND
CASH AND INVESTMENT BALANCES - REGULATORY BASIS
For the Year Ended December 31, 2018

Fund	Cash and Investments 01-01-18	Receipts	Disbursements	Cash and Investments 12-31-18
City & Town General 4915	3,863	-	-	3,863
Comm Corrections Vending 4917	6,901	71,606	76,532	1,975
Law Enforcement Vending 4918	66	-	-	66
K-9 Police Dog Fund	115	165	-	280
County Payroll 5900	379,546	7,405,312	7,498,718	286,140
Health Claims Fund 5901	503,327	3,003,546	2,970,268	536,605
BPPE Late Filing Fee	-	1,175	-	1,175
LIT Property Tax Relief	187,152	5,239,842	5,263,292	163,702
LIT Certified Shares	-	20,959,376	20,959,376	-
LIT Public Safety	-	4,191,875	4,191,875	-
LIT Economic Development	-	2,088,271	2,088,271	-
Public Hlth H1N1 Ill Fed	90	-	-	90
D.A.R.E. Fund 1142	-	-	-	-
Dept. of Treasury Equitable Share	10,802	-	-	10,802
16.575 VOCA Victim Assist	(8,435)	54,580	53,210	(7,065)
16.738 JAG Underage Drink Task Force	(2,555)	2,555	7,560	(7,560)
16.738 Problem Solving Ct Grant	7,932	5,000	3,898	9,034
16.585 Bureau of Justice Grant	(31,175)	60,154	32,717	(3,738)
16.738 JAG Grant (DrugCourt)	1,955	-	-	1,955
16.575 VOCA Victim Assist 2015	585	-	-	585
20.509 Hancock Area Rural Tran	-	293,923	293,923	-
93.074 Medical Reserve Corp MRC	4,208	-	-	4,208
Public Hlth Emerg H1N1 8907	51	-	-	51
Health Maint Grant 8908	119,152	58,700	57,086	120,766
93.074 BioTerrorism 8909	3,902	27,368	27,966	3,304
Comm Corr Fiscal Grant 8910	26,090	362,667	388,115	642
State Homeland Security 8911	2,302	-	-	2,302
IDEM Grant 8912	69	-	-	69
20.601 DUI HANCO TSP (10K)	6,585	5,961	4,197	8,349
20.600 OPO-Partnership(20k)	1,986	11,137	9,700	3,423
Sheriff Equitable Share 8915	45,739	24,229	37,355	32,613
97.042 Emergency Mngmt 8918	122	825	825	122
JAIB Jobs Grant 8919	395	-	-	395
Metro Drug Fed Grant OT 8924	53	-	-	53
16.588 STOP Grant	(44,561)	66,500	79,035	(57,096)
16.607 Fed Bulletproof Vest	2,640	-	-	2,640
Indiana Youth Institute Grant	507	-	-	507
93.008 NACCHO Grant	10,464	-	-	10,464
S-2015-04 Ct Alcohol DrugGrt	12	918	918	12
Federal Equitable Share PACE	-	12,937	-	12,937
Operation Centipede NHTSA	1,021	-	-	1,021
Probation IDOC Grant	12,587	48,697	54,734	6,550
EHB 1387 Grant Reimbursement	399	-	-	399
Jail Intervention Program	-	2,200	2,200	-
CC Jail Treatment Svs Grant	-	15,000	7,323	7,677
PACE State Asset Seizure Fund	38,861	17,726	25,000	31,587
TIF RDC Federal Reimbursement	-	18,070	-	18,070
Totals	<u>\$ 49,488,054</u>	<u>\$ 199,139,328</u>	<u>\$ 196,456,602</u>	<u>\$ 52,170,780</u>

The notes to the financial statement are an integral part of this statement.

HANCOCK COUNTY
NOTES TO FINANCIAL STATEMENT

Note 1. Summary of Significant Accounting Policies

A. Reporting Entity

The County was established under the laws of the State of Indiana. The County operates under a Council-Commissioner form of government and provides some or all of the following services: public safety (police), highways and streets, health welfare and social services, culture and recreation, public improvements, planning and zoning, and general administrative services.

The accompanying financial statement presents the financial information for the County.

B. Basis of Accounting

The financial statement is reported on a regulatory basis of accounting prescribed by the Indiana State Board of Accounts in accordance with state statute (IC 5-11-1-6), which is a comprehensive basis of accounting other than accounting principles generally accepted in the United States of America. The basis of accounting involves the reporting of only cash and investments and the changes therein resulting from cash inflows (receipts) and cash outflows (disbursements) reported in the period in which they occurred.

The regulatory basis of accounting differs from accounting principles generally accepted in the United States of America, in that receipts are recognized when received in cash, rather than when earned, and disbursements are recognized when paid, rather than when a liability is incurred.

C. Cash and Investments

Investments are stated at cost. Any changes in fair value of the investments are reported as receipts in the year of the sale of the investment.

D. Receipts

Receipts are presented in the aggregate on the face of the financial statement. The aggregate receipts include the following sources:

Taxes. Amounts received from one or more of the following: property tax, certified shares (local option tax), property tax replacement credit (local option tax), county option income tax, wheel tax, innkeeper's tax, food and beverage tax, county economic development income tax, boat and trailer excise tax, county adjusted gross income tax, and other taxes that are set by the County.

Licenses and permits. Amounts received from businesses, occupations, or nonbusinesses that must be licensed before doing business within the government's jurisdiction, or permits levied according to the benefits presumably conferred by the permit. Examples of licenses and permits include the following: peddler licenses, animal licenses, auctioneer licenses, building and planning permits, demolition permits, electrical permits, sign permits, and gun permits.

Intergovernmental receipts. Amounts received from other governments in the form of operating grants, entitlements, or payments in lieu of taxes. Examples of intergovernmental receipts include, but are not limited to, the following: federal grants, state grants, cigarette tax distributions received from the state, motor vehicle highway distributions

HANCOCK COUNTY
NOTES TO FINANCIAL STATEMENT
(Continued)

received from the state, local road and street distributions received from the state, financial institution tax received from the state, auto excise surtax received from the state, commercial vehicle excise tax received from the state, major moves distributions received from the state, and riverboat receipts received from the County.

Charges for services. Amounts received for services including, but not limited to, the following: planning commission charges, building department charges, copies of public records, copy machines charges, accident report copies, gun permit applications, 911 telephone services, recycling fees, dog pound fees, emergency medical service fees, park rental fees, swimming pool receipts, cable TV receipts, ordinance violations, fines and fees, bond forfeitures, court costs, and court receipts.

Fines and forfeits. Amounts received from fines and penalties imposed for the commission of statutory offenses, violation of lawful administrative rules and regulations (fines), and for the neglect of official duty and monies derived from confiscating deposits held as performance guarantees (forfeitures).

Other receipts. Amounts received from various sources, including, but not limited to, the following: net proceeds from borrowings; interfund loan activity; transfers authorized by statute, ordinance, resolution, or court order; internal service receipts; and fiduciary receipts.

E. Disbursements

Disbursements are presented in the aggregate on the face of the financial statement. The aggregate disbursements include the following uses:

Personal services. Amounts disbursed for salaries, wages, and related employee benefits provided for all persons employed. In those units where sick leave, vacation leave, overtime compensation, and other such benefits are appropriated separately, such payments would also be included.

Supplies. Amounts disbursed for articles and commodities that are entirely consumed and materially altered when used and/or show rapid depreciation after use for a short period of time. Examples of supplies include, but are not limited to, the following: office supplies, operating supplies, and repair and maintenance supplies.

Other services and charges. Amounts disbursed for services including, but not limited to, the following: professional services, communication and transportation, printing and advertising, insurance, utility services, repairs and maintenance, and rental charges.

Debt service - principal and interest. Amounts disbursed for fixed obligations resulting from financial transactions previously entered into by the County. It includes all expenditures for the reduction of the principal and interest of the County's general obligation indebtedness.

Capital outlay. Amounts disbursed for land, infrastructure, buildings, improvements, and machinery and equipment having an appreciable and calculable period of usefulness.

Other disbursements. Amounts disbursed for various other purposes including, but not limited to, the following: interfund loan payments; loans made to other funds; internal service disbursements; and transfers out that are authorized by statute, ordinance, resolution, or court order.

HANCOCK COUNTY
NOTES TO FINANCIAL STATEMENT
(Continued)

F. Interfund Transfers

The County may, from time to time, make transfers from one fund to another. These transfers, if any, are included as a part of the receipts and disbursements of the affected funds and as a part of total receipts and disbursements. The transfers are used for cash flow purposes as provided by various statutory provisions.

G. Fund Accounting

Separate funds are established, maintained, and reported by the County. Each fund is used to account for amounts received from and used for specific sources and uses as determined by various regulations. Restrictions on some funds are set by statute while other funds are internally restricted by the County. The amounts accounted for in a specific fund may only be available for use for certain, legally-restricted purposes. Additionally, some funds are used to account for assets held by the County in a trustee capacity as an agent of individuals, private organizations, other funds, or other governmental units and, therefore, the funds cannot be used for any expenditures of the unit itself.

Note 2. Budgets

The operating budget is initially prepared and approved at the local level. The fiscal officer of the County submits a proposed operating budget to the governing board for the following calendar year. The budget is advertised as required by law. Prior to adopting the budget, the governing board conducts public hearings and obtains taxpayer comments. Prior to November 1, the governing board approves the budget for the next year. The budget for funds for which property taxes are levied or highway use taxes are received is subject to final approval by the Indiana Department of Local Government Finance.

Note 3. Property Taxes

Property taxes levied are collected by the County Treasurer and are scheduled to be distributed to the County in June and December; however, situations can arise which would delay the distributions. State statute (IC 6-1.1-17-16) requires the Indiana Department of Local Government Finance to establish property tax rates and levies by December 31 of the year preceding the budget year or January 15 of the budget year if the County is issuing debt after December 1 or intends on filing a shortfall appeal. These rates were based upon the assessed valuations adjusted for various tax credits from the preceding year's lien date of January 1. Taxable property is assessed at 100 percent of the true tax value (determined in accordance with rules and regulations adopted by the Indiana Department of Local Government Finance). Taxes may be paid in two equal installments which normally become delinquent if not paid by May 10 and November 10, respectively.

Note 4. Deposits and Investments

Deposits, made in accordance with state statute (IC 5-13), with financial institutions in the State of Indiana, at year end, should be entirely insured by the Federal Depository Insurance Corporation or by the Indiana Public Deposit Insurance Fund. This includes any deposit accounts issued or offered by a qualifying financial institution.

HANCOCK COUNTY
NOTES TO FINANCIAL STATEMENT
(Continued)

State statutes authorize the County to invest in securities including, but not limited to, the following: federal government securities, repurchase agreements, and certain money market mutual funds. Certain other statutory restrictions apply to all investments made by local governmental units.

Note 5. Risk Management

The County may be exposed to various risks of loss related to torts; theft of, damage to, and destruction of assets; errors and omissions; job-related illnesses or injuries to employees; medical benefits to employees, retirees, and dependents; and natural disasters.

These risks can be mitigated through the purchase of insurance, establishment of a self-insurance fund, and/or participation in a risk pool. The purchase of insurance transfers the risk to an independent third-party. The establishment of a self-insurance fund allows the County to set aside money for claim settlements. The self-insurance fund would be included in the financial statement. The purpose of participation in a risk pool is to provide a medium for the funding and administration of the risks.

Note 6. Pension Plans

A. Public Employees' Retirement Fund

Plan Description

The Indiana Public Employees' Retirement Fund (PERF) Defined Benefit Plan is a cost-sharing multiple-employer defined benefit plan and provides retirement, disability, and survivor benefits to plan members. PERF is administered through the Indiana Public Retirement System (INPRS) Board in accordance with state statutes (IC 5-10.2, IC 5-10.3) and administrative code (35 IAC 1.2), which govern most requirements of the system and give the County authority to contribute to the plan.

My Choice: Retirement Savings Plan for Public Employees (My Choice) is a multiple-employer defined contribution plan. It is administered through the Indiana Public Retirement System (INPRS) Board in accordance with state statutes (IC 5-10.2, IC 5-10.3) and administrative code (35 IAC 1.2), which govern most requirements of the system and give the County authority to contribute to the plan.

New employees hired have a one-time election to join either the Public Employees' Hybrid Plan (PERF Hybrid) or the My Choice: Retirement Savings Plan for Public Employees (My Choice), which is a multiple-employer defined contribution plan. PERF Hybrid consists of two components: PERF DB, the employer-funded monthly defined benefit component, and the Public Employees' Hybrid Members Defined Contribution Account, the defined contribution component.

Financial Report

INPRS issues a publicly available financial report that includes financial statements and required supplementary information for the plan as a whole and for its participants. That report may be obtained by contacting:

HANCOCK COUNTY
NOTES TO FINANCIAL STATEMENT
(Continued)

Indiana Public Retirement System
One North Capitol, Suite 001
Indianapolis, IN 46204
Ph. (844) 464-6777

Contributions

Members' contributions are set by state statute at 3 percent of compensation for both the defined contribution component of PERF Hybrid and My Choice. The employer may elect to make the contribution on behalf of the member of the defined contribution component of PERF Hybrid and My Choice members may receive additional employer contribution in lieu of the PERF DB. Contributions to the PERF DB are determined by INPRS Board based on actuarial valuation.

B. County Police Retirement Plan

Plan Description

The County Police Retirement Plan is a single-employer defined benefit pension plan. With the approval of the County's fiscal body, the plan is administered by the sheriff's department and an appointed trustee as authorized by state statute (IC 36-8-10-12) for full-time police officers. The plan provides retirement, death, and disability benefits to plan members and beneficiaries. Funds designated for payments related to this plan are accounted for in a pension trust fund. The activity of this trust fund has not been reflected in the financial statement. The trustee issues a publicly available financial report that includes financial statements and required supplementary information of the plan. The report may be obtained by contacting the county sheriff.

Funding Policy

The contribution requirements of plan members for the County Police Retirement Plan are established by state statute.

C. County Police Benefit Plan

Plan Description

The County Police Benefit Plan is a single-employer defined benefit pension plan. With the approval of the County's fiscal body, the plan is administered by the sheriff's department and an appointed trustee as authorized by state statute (IC 36-8-10-12) for full-time police officers. The plan provides dependent pensions, life insurance, and disability benefits to plan members and beneficiaries. Funds designated for payments related to this plan are accounted for in a pension trust fund. The activity of this trust fund has not been reflected in the financial statement. The trustee issues a publicly available financial report that includes financial statements and required supplementary information of the plan. The report may be obtained by contacting the county sheriff.

Funding Policy

The contribution requirements of plan members for the County Police Benefit Plan are established by state statute.

HANCOCK COUNTY
NOTES TO FINANCIAL STATEMENT
(Continued)

Note 7. Cash Balance Deficits

The financial statement contains some funds with deficits in cash. This is a result of reimbursable grants. The reimbursements were not received as of December 31, 2018.

Note 8. Other Postemployment Benefits

The County provides to eligible retirees and their spouses the same benefits provided to the employees. These benefits pose a liability to the County for this year and in future years. Information regarding the benefits can be obtained by contacting the County.

OTHER INFORMATION - UNAUDITED

The County's Annual Financial Report information can be found on the Indiana Gateway for Government Units website: <https://gateway.ifionline.org/>.

Differences may be noted between the financial information presented in the financial statement contained in this report and the financial information presented in the County's Annual Financial Report referenced above. These differences, if any, are due to adjustments made to the financial information during the course of the audit. This is a common occurrence in any financial statement audit. The financial information presented in this report is audited information, and the accuracy of such information can be determined by reading the opinion given in the Independent Auditor's Report.

The other information presented was approved by management of the County. It is presented as intended by the County.

HANCOCK COUNTY
 COMBINING SCHEDULE OF RECEIPTS, DISBURSEMENTS, AND
 CASH AND INVESTMENT BALANCES - REGULATORY BASIS
 For the Year Ended December 31, 2018

	County General 1001	Accident Report 1101	Bids Bonds Deposits 1108	Campaign Finance Enforcement	LIT Economic Dev(County Share)
Cash and investments - beginning	\$ 8,770,260	\$ 22,428	\$ 169,983	\$ 50	\$ 2,154,551
Receipts:					
Taxes	8,658,821	-	-	-	-
Licenses and permits	579,973	-	-	-	-
Intergovernmental receipts	1,717,781	-	-	-	-
Charges for services	1,743,174	-	-	-	-
Fines and forfeits	256,973	-	-	-	-
Other receipts	6,118,459	10,751	93,537	25	1,078,743
Total receipts	<u>19,075,181</u>	<u>10,751</u>	<u>93,537</u>	<u>25</u>	<u>1,078,743</u>
Disbursements:					
Personal services	12,445,390	-	-	-	500,000
Supplies	129,538	-	-	-	-
Other services and charges	4,481,057	-	-	-	278,113
Debt service - principal and interest	-	-	-	-	-
Capital outlay	-	-	-	-	137,998
Other disbursements	420,227	5,678	102,325	-	-
Total disbursements	<u>17,476,212</u>	<u>5,678</u>	<u>102,325</u>	<u>-</u>	<u>916,111</u>
Excess (deficiency) of receipts over disbursements	<u>1,598,969</u>	<u>5,073</u>	<u>(8,788)</u>	<u>25</u>	<u>162,632</u>
Cash and investments - ending	<u>\$ 10,369,229</u>	<u>\$ 27,501</u>	<u>\$ 161,195</u>	<u>\$ 75</u>	<u>\$ 2,317,183</u>

HANCOCK COUNTY
 COMBINING SCHEDULE OF RECEIPTS, DISBURSEMENTS, AND
 CASH AND INVESTMENT BALANCES - REGULATORY BASIS
 For the Year Ended December 31, 2018

	Library Ptrc/Cedit Fund 1113	City/Town Crt Costs 1116	Clerk's Rec Perpetuation 1119	Community Corrections 1122	Community Transition Program
Cash and investments - beginning	\$ 834,137	\$ 2,815	\$ 108,206	\$ 155,887	\$ -
Receipts:					
Taxes	-	-	-	-	-
Licenses and permits	-	-	-	-	-
Intergovernmental receipts	-	-	410	-	-
Charges for services	-	-	-	-	-
Fines and forfeits	-	-	2,380	-	-
Other receipts	-	18,767	52,182	955,965	7,700
Total receipts	-	18,767	54,972	955,965	7,700
Disbursements:					
Personal services	-	-	24,314	701,245	-
Supplies	-	-	995	66,274	-
Other services and charges	-	20,091	5,267	172,622	-
Debt service - principal and interest	-	-	-	-	-
Capital outlay	-	-	-	67,578	-
Other disbursements	-	-	-	3,981	-
Total disbursements	-	20,091	30,576	1,011,700	-
Excess (deficiency) of receipts over disbursements	-	(1,324)	24,396	(55,735)	7,700
Cash and investments - ending	<u>\$ 834,137</u>	<u>\$ 1,491</u>	<u>\$ 132,602</u>	<u>\$ 100,152</u>	<u>\$ 7,700</u>

HANCOCK COUNTY
 COMBINING SCHEDULE OF RECEIPTS, DISBURSEMENTS, AND
 CASH AND INVESTMENT BALANCES - REGULATORY BASIS
 For the Year Ended December 31, 2018

	County Sales Disclosure 1131	Cumulative Bridge 1135	County Cum Capital Dev 1138	NASA-Drug Free Community	Electronic Map Generation 1150
Cash and investments - beginning	\$ 38,505	\$ 1,310,342	\$ 1,610,076	\$ 161,912	\$ 21
Receipts:					
Taxes	-	1,634,866	1,088,249	-	-
Licenses and permits	-	-	-	-	-
Intergovernmental receipts	-	280,261	126,351	-	-
Charges for services	-	-	-	-	-
Fines and forfeits	-	-	-	35,080	-
Other receipts	14,405	5,530	10,341	53,238	-
Total receipts	14,405	1,920,657	1,224,941	88,318	-
Disbursements:					
Personal services	-	-	-	-	-
Supplies	-	552	-	-	-
Other services and charges	32,761	285,415	4,258	96,716	-
Debt service - principal and interest	-	-	-	-	-
Capital outlay	-	1,671,500	1,024,495	-	-
Other disbursements	10	-	-	-	-
Total disbursements	32,771	1,957,467	1,028,753	96,716	-
Excess (deficiency) of receipts over disbursements	(18,366)	(36,810)	196,188	(8,398)	-
Cash and investments - ending	\$ 20,139	\$ 1,273,532	\$ 1,806,264	\$ 153,514	\$ 21

HANCOCK COUNTY
 COMBINING SCHEDULE OF RECEIPTS, DISBURSEMENTS, AND
 CASH AND INVESTMENT BALANCES - REGULATORY BASIS
 For the Year Ended December 31, 2018

	EmergencyPlan/RightToKnow 1152	E 911 Operating 1153	Extradition 1155	Firearms Training 1156
Cash and investments - beginning	\$ 10,832	\$ 471,968	\$ 2,998	\$ 13,102
Receipts:				
Taxes	-	-	-	-
Licenses and permits	-	-	-	-
Intergovernmental receipts	-	-	-	-
Charges for services	-	-	-	-
Fines and forfeits	-	-	-	-
Other receipts	5,267	37	-	19,340
Total receipts	<u>5,267</u>	<u>37</u>	<u>-</u>	<u>19,340</u>
Disbursements:				
Personal services	-	176,564	-	-
Supplies	-	2,396	-	-
Other services and charges	731	167,941	-	-
Debt service - principal and interest	-	-	-	-
Capital outlay	-	-	-	-
Other disbursements	-	125,000	-	25,365
Total disbursements	<u>731</u>	<u>471,901</u>	<u>-</u>	<u>25,365</u>
Excess (deficiency) of receipts over disbursements	<u>4,536</u>	<u>(471,864)</u>	<u>-</u>	<u>(6,025)</u>
Cash and investments - ending	<u>\$ 15,368</u>	<u>\$ 104</u>	<u>\$ 2,998</u>	<u>\$ 7,077</u>

HANCOCK COUNTY
 COMBINING SCHEDULE OF RECEIPTS, DISBURSEMENTS, AND
 CASH AND INVESTMENT BALANCES - REGULATORY BASIS
 For the Year Ended December 31, 2018

	General Drain Improv 1158	Health 1159	Identification Security 1160	Local Road & Street 1169	LIT Public Safety-County Share
Cash and investments - beginning	\$ 1,095,220	\$ 440,312	\$ 45,871	\$ 463,918	\$ 529,085
Receipts:					
Taxes	392	216,069	-	-	-
Licenses and permits	-	-	-	-	-
Intergovernmental receipts	-	25,043	-	1,155,894	-
Charges for services	30,681	139,159	-	-	7,418
Fines and forfeits	-	-	-	-	-
Other receipts	51,853	3,572	13,712	12	2,018,706
Total receipts	<u>82,926</u>	<u>383,843</u>	<u>13,712</u>	<u>1,155,906</u>	<u>2,026,124</u>
Disbursements:					
Personal services	-	344,658	-	-	688,992
Supplies	-	20,098	-	474,202	255,142
Other services and charges	-	23,135	22,292	67,539	1,075,177
Debt service - principal and interest	-	-	-	-	-
Capital outlay	-	-	-	-	-
Other disbursements	150,868	-	-	-	-
Total disbursements	<u>150,868</u>	<u>387,891</u>	<u>22,292</u>	<u>541,741</u>	<u>2,019,311</u>
Excess (deficiency) of receipts over disbursements	<u>(67,942)</u>	<u>(4,048)</u>	<u>(8,580)</u>	<u>614,165</u>	<u>6,813</u>
Cash and investments - ending	<u>\$ 1,027,278</u>	<u>\$ 436,264</u>	<u>\$ 37,291</u>	<u>\$ 1,078,083</u>	<u>\$ 535,898</u>

HANCOCK COUNTY
 COMBINING SCHEDULE OF RECEIPTS, DISBURSEMENTS, AND
 CASH AND INVESTMENT BALANCES - REGULATORY BASIS
 For the Year Ended December 31, 2018

	Misdemeanant 1175	Motor Vehicle Highway 1176	Auditor's Transfer Fee 1181	Rainy Day 1186	Recorder Perpetuation 1189
Cash and investments - beginning	\$ 32,111	\$ 2,551,503	\$ 45,383	\$ 5,911,050	\$ 416,917
Receipts:					
Taxes	-	-	-	-	-
Licenses and permits	-	39,775	-	-	-
Intergovernmental receipts	-	5,278,146	-	-	-
Charges for services	-	4,176	21,270	-	-
Fines and forfeits	-	1,000	-	-	-
Other receipts	32,992	58,935	-	621	269,396
Total receipts	<u>32,992</u>	<u>5,382,032</u>	<u>21,270</u>	<u>621</u>	<u>269,396</u>
Disbursements:					
Personal services	-	2,077,830	13,872	-	137,193
Supplies	-	2,499,521	-	-	3,666
Other services and charges	32,111	418,767	-	500,000	-
Debt service - principal and interest	-	-	-	-	-
Capital outlay	-	294,381	-	-	-
Other disbursements	-	-	-	-	10,859
Total disbursements	<u>32,111</u>	<u>5,290,499</u>	<u>13,872</u>	<u>500,000</u>	<u>151,718</u>
Excess (deficiency) of receipts over disbursements	<u>881</u>	<u>91,533</u>	<u>7,398</u>	<u>(499,379)</u>	<u>117,678</u>
Cash and investments - ending	<u>\$ 32,992</u>	<u>\$ 2,643,036</u>	<u>\$ 52,781</u>	<u>\$ 5,411,671</u>	<u>\$ 534,595</u>

HANCOCK COUNTY
 COMBINING SCHEDULE OF RECEIPTS, DISBURSEMENTS, AND
 CASH AND INVESTMENT BALANCES - REGULATORY BASIS
 For the Year Ended December 31, 2018

	Sex & Violent Offender 1192	Solid Waste Agency 1194	Suppl Public Defender 1200	Surplus Tax 1201	Cornerstone Perpetuation 1202
Cash and investments - beginning	\$ 2,430	\$ 14,836	\$ 120,164	\$ 172,608	\$ 80,513
Receipts:					
Taxes	-	-	-	-	-
Licenses and permits	-	-	-	-	-
Intergovernmental receipts	-	-	-	-	-
Charges for services	1,494	-	-	-	-
Fines and forfeits	-	-	-	-	-
Other receipts	-	12,053	33,657	139,988	68,530
Total receipts	<u>1,494</u>	<u>12,053</u>	<u>33,657</u>	<u>139,988</u>	<u>68,530</u>
Disbursements:					
Personal services	-	-	16,350	-	8,656
Supplies	-	-	-	-	4,408
Other services and charges	36	5,099	-	76,583	8,637
Debt service - principal and interest	-	-	-	-	-
Capital outlay	-	-	-	-	17,453
Other disbursements	-	-	-	-	-
Total disbursements	<u>36</u>	<u>5,099</u>	<u>16,350</u>	<u>76,583</u>	<u>39,154</u>
Excess (deficiency) of receipts over disbursements	<u>1,458</u>	<u>6,954</u>	<u>17,307</u>	<u>63,405</u>	<u>29,376</u>
Cash and investments - ending	<u>\$ 3,888</u>	<u>\$ 21,790</u>	<u>\$ 137,471</u>	<u>\$ 236,013</u>	<u>\$ 109,889</u>

HANCOCK COUNTY
 COMBINING SCHEDULE OF RECEIPTS, DISBURSEMENTS, AND
 CASH AND INVESTMENT BALANCES - REGULATORY BASIS
 For the Year Ended December 31, 2018

	Tax Sale Vendor Fees 1203	Tax Sale Redemption 1204	Tax Sale Surplus 1205	IN Local Health Dept Trust Acct	Unsafe Building 1207
Cash and investments - beginning	\$ 6,520	\$ 55,916	\$ 612,437	\$ 162,376	\$ 2,186
Receipts:					
Taxes	-	-	-	-	-
Licenses and permits	-	-	-	-	-
Intergovernmental receipts	-	-	-	-	-
Charges for services	1,200	-	-	-	-
Fines and forfeits	-	-	-	-	-
Other receipts	-	66,030	105,032	32,457	-
Total receipts	1,200	66,030	105,032	32,457	-
Disbursements:					
Personal services	-	-	-	21,185	-
Supplies	-	-	-	700	-
Other services and charges	-	-	-	4,702	-
Debt service - principal and interest	-	-	-	-	-
Capital outlay	-	-	-	-	-
Other disbursements	-	75,709	530,969	-	-
Total disbursements	-	75,709	530,969	26,587	-
Excess (deficiency) of receipts over disbursements	1,200	(9,679)	(425,937)	5,870	-
Cash and investments - ending	\$ 7,720	\$ 46,237	\$ 186,500	\$ 168,246	\$ 2,186

HANCOCK COUNTY
 COMBINING SCHEDULE OF RECEIPTS, DISBURSEMENTS, AND
 CASH AND INVESTMENT BALANCES - REGULATORY BASIS
 For the Year Ended December 31, 2018

	CASA/GAL Services 1213	Auditors Ineligible Deduction	Elected Officials Training	Statewide E911 1222	Juvenile Probation 2050
Cash and investments - beginning	\$ -	\$ 9,317	\$ 37,601	\$ 615,507	\$ 12,836
Receipts:					
Taxes	-	-	-	-	-
Licenses and permits	-	-	-	-	-
Intergovernmental receipts	37,013	-	-	-	-
Charges for services	-	-	-	-	-
Fines and forfeits	-	-	-	-	-
Other receipts	-	6,484	13,712	1,252,157	7,351
Total receipts	<u>37,013</u>	<u>6,484</u>	<u>13,712</u>	<u>1,252,157</u>	<u>7,351</u>
Disbursements:					
Personal services	-	-	-	1,082,706	14,462
Supplies	-	-	-	-	-
Other services and charges	37,012	-	2,265	138,904	-
Debt service - principal and interest	-	-	-	-	-
Capital outlay	-	-	-	55,848	-
Other disbursements	-	1,442	-	-	-
Total disbursements	<u>37,012</u>	<u>1,442</u>	<u>2,265</u>	<u>1,277,458</u>	<u>14,462</u>
Excess (deficiency) of receipts over disbursements	<u>1</u>	<u>5,042</u>	<u>11,447</u>	<u>(25,301)</u>	<u>(7,111)</u>
Cash and investments - ending	<u>\$ 1</u>	<u>\$ 14,359</u>	<u>\$ 49,048</u>	<u>\$ 590,206</u>	<u>\$ 5,725</u>

HANCOCK COUNTY
 COMBINING SCHEDULE OF RECEIPTS, DISBURSEMENTS, AND
 CASH AND INVESTMENT BALANCES - REGULATORY BASIS
 For the Year Ended December 31, 2018

	Adult Probation Supp 2100	County User Fees 2500	Drainage Maintenance 2700	Health Dept Donations 4100	All Debt Service
Cash and investments - beginning	\$ 14,233	\$ 331,184	\$ 2,857,219	\$ 5,363	\$ 393,087
Receipts:					
Taxes	-	-	349,627	-	800,300
Licenses and permits	-	-	-	-	-
Intergovernmental receipts	-	-	-	-	87,649
Charges for services	-	6,507	-	-	-
Fines and forfeits	-	633,961	-	-	-
Other receipts	301,943	15,423	45,958	-	125,000
Total receipts	<u>301,943</u>	<u>655,891</u>	<u>395,585</u>	<u>-</u>	<u>1,012,949</u>
Disbursements:					
Personal services	146,708	231,467	-	-	-
Supplies	-	12,309	-	-	-
Other services and charges	34,850	331,102	-	-	-
Debt service - principal and interest	-	-	-	-	1,080,996
Capital outlay	-	-	-	-	-
Other disbursements	-	13,392	482,577	-	-
Total disbursements	<u>181,558</u>	<u>588,270</u>	<u>482,577</u>	<u>-</u>	<u>1,080,996</u>
Excess (deficiency) of receipts over disbursements	<u>120,385</u>	<u>67,621</u>	<u>(86,992)</u>	<u>-</u>	<u>(68,047)</u>
Cash and investments - ending	<u>\$ 134,618</u>	<u>\$ 398,805</u>	<u>\$ 2,770,227</u>	<u>\$ 5,363</u>	<u>\$ 325,040</u>

HANCOCK COUNTY
 COMBINING SCHEDULE OF RECEIPTS, DISBURSEMENTS, AND
 CASH AND INVESTMENT BALANCES - REGULATORY BASIS
 For the Year Ended December 31, 2018

	Sheriff Pension Holding 5501	Nonreverting	Loit Public Safety 6005	Auto Excise Surtax 6020	County Wheel Tax 6021
Cash and investments - beginning	\$ 85,607	\$ -	\$ 197	\$ 123,579	\$ 9,647
Receipts:					
Taxes	-	-	-	-	-
Licenses and permits	-	-	-	-	-
Intergovernmental receipts	-	-	-	-	304,039
Charges for services	-	-	-	-	-
Fines and forfeits	-	-	-	-	-
Other receipts	93,349	8,382	-	1,901,437	-
Total receipts	<u>93,349</u>	<u>8,382</u>	<u>-</u>	<u>1,901,437</u>	<u>304,039</u>
Disbursements:					
Personal services	-	-	-	-	-
Supplies	-	-	-	-	-
Other services and charges	-	-	197	1,899,096	301,269
Debt service - principal and interest	-	-	-	-	-
Capital outlay	-	-	-	-	-
Other disbursements	178,956	-	-	-	-
Total disbursements	<u>178,956</u>	<u>-</u>	<u>197</u>	<u>1,899,096</u>	<u>301,269</u>
Excess (deficiency) of receipts over disbursements	<u>(85,607)</u>	<u>8,382</u>	<u>(197)</u>	<u>2,341</u>	<u>2,770</u>
Cash and investments - ending	<u>\$ -</u>	<u>\$ 8,382</u>	<u>\$ -</u>	<u>\$ 125,920</u>	<u>\$ 12,417</u>

HANCOCK COUNTY
 COMBINING SCHEDULE OF RECEIPTS, DISBURSEMENTS, AND
 CASH AND INVESTMENT BALANCES - REGULATORY BASIS
 For the Year Ended December 31, 2018

	CVET 6023	Delinq Weeds Assess 6041	Delinqnt Sewr Assessmnt 6042	Financial Inst Tax 6051	Fines & Forfeitures 7101
Cash and investments - beginning	\$ -	\$ -	\$ -	\$ -	\$ 496
Receipts:					
Taxes	-	-	-	-	-
Licenses and permits	-	-	-	-	-
Intergovernmental receipts	-	-	-	-	-
Charges for services	-	-	-	-	-
Fines and forfeits	-	-	-	-	-
Other receipts	387,896	6,992	96,279	52,395	6,007
Total receipts	<u>387,896</u>	<u>6,992</u>	<u>96,279</u>	<u>52,395</u>	<u>6,007</u>
Disbursements:					
Personal services	-	-	-	-	-
Supplies	-	-	-	-	-
Other services and charges	387,896	6,992	96,279	52,395	-
Debt service - principal and interest	-	-	-	-	-
Capital outlay	-	-	-	-	-
Other disbursements	-	-	-	-	5,837
Total disbursements	<u>387,896</u>	<u>6,992</u>	<u>96,279</u>	<u>52,395</u>	<u>5,837</u>
Excess (deficiency) of receipts over disbursements	-	-	-	-	170
Cash and investments - ending	<u>\$ -</u>	<u>\$ -</u>	<u>\$ -</u>	<u>\$ -</u>	<u>\$ 666</u>

HANCOCK COUNTY
 COMBINING SCHEDULE OF RECEIPTS, DISBURSEMENTS, AND
 CASH AND INVESTMENT BALANCES - REGULATORY BASIS
 For the Year Ended December 31, 2018

	Infraction Judgment 7102	Special Death Benefit 7104	State Sales Disclosures 7105	Coroner Educ Fees 7106	Interstate Transfer Fee 7107
Cash and investments - beginning	\$ 6,409	\$ 1,070	\$ 2,715	\$ 1,482	\$ 63
Receipts:					
Taxes	-	-	-	-	-
Licenses and permits	-	-	-	-	-
Intergovernmental receipts	-	-	-	-	-
Charges for services	-	-	-	6,735	-
Fines and forfeits	-	-	-	-	-
Other receipts	25,774	6,355	14,405	-	1,075
Total receipts	<u>25,774</u>	<u>6,355</u>	<u>14,405</u>	<u>6,735</u>	<u>1,075</u>
Disbursements:					
Personal services	-	-	-	-	-
Supplies	-	-	-	-	-
Other services and charges	30,668	6,930	14,155	6,991	1,013
Debt service - principal and interest	-	-	-	-	-
Capital outlay	-	-	-	-	-
Other disbursements	-	-	10	-	-
Total disbursements	<u>30,668</u>	<u>6,930</u>	<u>14,165</u>	<u>6,991</u>	<u>1,013</u>
Excess (deficiency) of receipts over disbursements	<u>(4,894)</u>	<u>(575)</u>	<u>240</u>	<u>(256)</u>	<u>62</u>
Cash and investments - ending	<u>\$ 1,515</u>	<u>\$ 495</u>	<u>\$ 2,955</u>	<u>\$ 1,226</u>	<u>\$ 125</u>

HANCOCK COUNTY
 COMBINING SCHEDULE OF RECEIPTS, DISBURSEMENTS, AND
 CASH AND INVESTMENT BALANCES - REGULATORY BASIS
 For the Year Ended December 31, 2018

	State Mortgage Fee 7108	State Of In Sex & Violent 7111	Child Restraint Violation Fines	Food & Beverage Tax 7201	Education Plate 7301
Cash and investments - beginning	\$ 1,573	\$ 16	\$ 106	\$ 725,285	\$ 169
Receipts:					
Taxes	-	-	-	-	-
Licenses and permits	-	-	-	-	-
Intergovernmental receipts	-	-	-	-	-
Charges for services	-	-	-	-	-
Fines and forfeits	-	-	730	-	-
Other receipts	8,995	166	-	813,714	1,369
Total receipts	<u>8,995</u>	<u>166</u>	<u>730</u>	<u>813,714</u>	<u>1,369</u>
Disbursements:					
Personal services	-	-	-	444,789	-
Supplies	-	-	-	46,342	-
Other services and charges	7,445	162	811	490,824	1,538
Debt service - principal and interest	-	-	-	-	-
Capital outlay	-	-	-	95,713	-
Other disbursements	-	-	-	-	-
Total disbursements	<u>7,445</u>	<u>162</u>	<u>811</u>	<u>1,077,668</u>	<u>1,538</u>
Excess (deficiency) of receipts over disbursements	<u>1,550</u>	<u>4</u>	<u>(81)</u>	<u>(263,954)</u>	<u>(169)</u>
Cash and investments - ending	<u>\$ 3,123</u>	<u>\$ 20</u>	<u>\$ 25</u>	<u>\$ 461,331</u>	<u>\$ -</u>

HANCOCK COUNTY
 COMBINING SCHEDULE OF RECEIPTS, DISBURSEMENTS, AND
 CASH AND INVESTMENT BALANCES - REGULATORY BASIS
 For the Year Ended December 31, 2018

	Riverboat Sharing Fund 7303	Tourism Commission 7304	CAGIT Cert Shares/PTRC 7311	93.563 TitleIV-D Incentive Gen	93.563 Pros IV-D Incentive
Cash and investments - beginning	\$ -	\$ 28,144	\$ 894	\$ 155,332	\$ 13,459
Receipts:					
Taxes	-	-	-	-	-
Licenses and permits	-	-	-	-	-
Intergovernmental receipts	-	-	-	-	-
Charges for services	-	-	-	27,077	40,737
Fines and forfeits	-	-	-	-	-
Other receipts	414,686	498,412	-	-	-
Total receipts	<u>414,686</u>	<u>498,412</u>	<u>-</u>	<u>27,077</u>	<u>40,737</u>
Disbursements:					
Personal services	-	83,110	-	10,328	41,280
Supplies	-	-	-	-	-
Other services and charges	414,686	-	-	1,979	1,639
Debt service - principal and interest	-	-	-	-	-
Capital outlay	-	-	-	-	-
Other disbursements	-	415,120	-	-	-
Total disbursements	<u>414,686</u>	<u>498,230</u>	<u>-</u>	<u>12,307</u>	<u>42,919</u>
Excess (deficiency) of receipts over disbursements	<u>-</u>	<u>182</u>	<u>-</u>	<u>14,770</u>	<u>(2,182)</u>
Cash and investments - ending	<u>\$ -</u>	<u>\$ 28,326</u>	<u>\$ 894</u>	<u>\$ 170,102</u>	<u>\$ 11,277</u>

HANCOCK COUNTY
 COMBINING SCHEDULE OF RECEIPTS, DISBURSEMENTS, AND
 CASH AND INVESTMENT BALANCES - REGULATORY BASIS
 For the Year Ended December 31, 2018

	93.563 Clerk Incentive -OLD	93.563 Clerk Incentive 10-1-99	GO 2013 Proceeds	GO 2015 Proceeds	LOIT Public Safety
Cash and investments - beginning	\$ 15,823	\$ 97,369	\$ 129,818	\$ 822,834	\$ 9,866
Receipts:					
Taxes	-	-	-	-	-
Licenses and permits	-	-	-	-	-
Intergovernmental receipts	-	-	-	-	-
Charges for services	-	27,077	-	-	-
Fines and forfeits	-	-	-	-	-
Other receipts	-	-	3	-	2,061
Total receipts	-	27,077	3	-	2,061
Disbursements:					
Personal services	-	-	-	-	-
Supplies	-	-	-	-	-
Other services and charges	-	10,500	-	-	-
Debt service - principal and interest	-	-	-	-	-
Capital outlay	-	-	42,072	800,000	-
Other disbursements	-	-	-	-	11,928
Total disbursements	-	10,500	42,072	800,000	11,928
Excess (deficiency) of receipts over disbursements	-	16,577	(42,069)	(800,000)	(9,867)
Cash and investments - ending	\$ 15,823	\$ 113,946	\$ 87,749	\$ 22,834	\$ (1)

HANCOCK COUNTY
 COMBINING SCHEDULE OF RECEIPTS, DISBURSEMENTS, AND
 CASH AND INVESTMENT BALANCES - REGULATORY BASIS
 For the Year Ended December 31, 2018

	CAR-1 Treasurer (After Settlement Collections)	CAR-1 Treasurer (After Settlement Other Sources)	CAR-1 Inmate Trust	CAR-1 Sheriff	CAR-1 Sheriff Commissary
Cash and investments - beginning	\$ 854,876	\$ 2,077,436	\$ 33,842	\$ 38,067	\$ 121,076
Receipts:					
Taxes	548,246	2,155,856	-	-	-
Licenses and permits	-	-	-	-	-
Intergovernmental receipts	-	-	-	-	-
Charges for services	-	-	-	-	-
Fines and forfeits	-	-	-	-	-
Other receipts	-	-	574,143	9,801	168,383
Total receipts	<u>548,246</u>	<u>2,155,856</u>	<u>574,143</u>	<u>9,801</u>	<u>168,383</u>
Disbursements:					
Personal services	-	-	-	-	-
Supplies	-	-	-	-	-
Other services and charges	-	-	-	-	-
Debt service - principal and interest	-	-	-	-	-
Capital outlay	-	-	-	-	-
Other disbursements	854,876	2,077,436	585,605	12,463	168,305
Total disbursements	<u>854,876</u>	<u>2,077,436</u>	<u>585,605</u>	<u>12,463</u>	<u>168,305</u>
Excess (deficiency) of receipts over disbursements	<u>(306,630)</u>	<u>78,420</u>	<u>(11,462)</u>	<u>(2,662)</u>	<u>78</u>
Cash and investments - ending	<u>\$ 548,246</u>	<u>\$ 2,155,856</u>	<u>\$ 22,380</u>	<u>\$ 35,405</u>	<u>\$ 121,154</u>

HANCOCK COUNTY
 COMBINING SCHEDULE OF RECEIPTS, DISBURSEMENTS, AND
 CASH AND INVESTMENT BALANCES - REGULATORY BASIS
 For the Year Ended December 31, 2018

	CAR-1 ISETS (Clerk)	CAR-1 Court Trust Account	CAR-1 Tourism Commission	CAR-1 Tourism Fairgrounds	CAR-1 Tourism Director
Cash and investments - beginning	\$ 8,496	\$ 1,786,288	\$ 181,014	\$ 177,332	\$ 5,782
Receipts:					
Taxes	-	-	-	-	-
Licenses and permits	-	-	-	-	-
Intergovernmental receipts	-	-	-	-	-
Charges for services	-	-	-	-	-
Fines and forfeits	-	-	-	-	-
Other receipts	575,284	8,836,007	527,081	242,735	6,480
Total receipts	<u>575,284</u>	<u>8,836,007</u>	<u>527,081</u>	<u>242,735</u>	<u>6,480</u>
Disbursements:					
Personal services	-	-	-	-	-
Supplies	-	-	-	-	-
Other services and charges	-	-	-	-	-
Debt service - principal and interest	-	-	-	-	-
Capital outlay	-	-	-	-	-
Other disbursements	578,681	8,308,910	547,322	243,212	6,768
Total disbursements	<u>578,681</u>	<u>8,308,910</u>	<u>547,322</u>	<u>243,212</u>	<u>6,768</u>
Excess (deficiency) of receipts over disbursements	<u>(3,397)</u>	<u>527,097</u>	<u>(20,241)</u>	<u>(477)</u>	<u>(288)</u>
Cash and investments - ending	<u>\$ 5,099</u>	<u>\$ 2,313,385</u>	<u>\$ 160,773</u>	<u>\$ 176,855</u>	<u>\$ 5,494</u>

HANCOCK COUNTY
 COMBINING SCHEDULE OF RECEIPTS, DISBURSEMENTS, AND
 CASH AND INVESTMENT BALANCES - REGULATORY BASIS
 For the Year Ended December 31, 2018

	Settlement Account 6000	Stormwater 6043	LIT Special Purpose	Reassessment	LOIT Special Distribution
Cash and investments - beginning	\$ -	\$ -	\$ 53,693	\$ 168,855	\$ 760,782
Receipts:					
Taxes	-	-	-	-	-
Licenses and permits	-	-	-	-	-
Intergovernmental receipts	-	-	-	-	-
Charges for services	-	-	-	-	-
Fines and forfeits	-	-	-	-	-
Other receipts	89,895,151	4,264	3,132,406	-	627,236
Total receipts	<u>89,895,151</u>	<u>4,264</u>	<u>3,132,406</u>	<u>-</u>	<u>627,236</u>
Disbursements:					
Personal services	-	-	-	-	-
Supplies	-	-	-	-	449,977
Other services and charges	89,895,151	-	3,027,845	-	450,000
Debt service - principal and interest	-	-	-	-	-
Capital outlay	-	-	-	141,569	-
Other disbursements	-	4,264	-	-	-
Total disbursements	<u>89,895,151</u>	<u>4,264</u>	<u>3,027,845</u>	<u>141,569</u>	<u>899,977</u>
Excess (deficiency) of receipts over disbursements	<u>-</u>	<u>-</u>	<u>104,561</u>	<u>(141,569)</u>	<u>(272,741)</u>
Cash and investments - ending	<u>\$ -</u>	<u>\$ -</u>	<u>\$ 158,254</u>	<u>\$ 27,286</u>	<u>\$ 488,041</u>

HANCOCK COUNTY
 COMBINING SCHEDULE OF RECEIPTS, DISBURSEMENTS, AND
 CASH AND INVESTMENT BALANCES - REGULATORY BASIS
 For the Year Ended December 31, 2018

	ADA Drug Screen Probation 2101	RICO Forfeiture	Solid Waste Mgt District	Local Ordinance Violations	Allocation Fund-TIF Revenue
Cash and investments - beginning	\$ 41,051	\$ 3,423	\$ 15	\$ 2,250	\$ 3,535,793
Receipts:					
Taxes	-	-	-	-	3,791,779
Licenses and permits	-	-	-	-	-
Intergovernmental receipts	-	-	-	-	-
Charges for services	-	-	-	-	-
Fines and forfeits	-	-	-	-	-
Other receipts	37,462	1,193	62,428	600	65,161
Total receipts	<u>37,462</u>	<u>1,193</u>	<u>62,428</u>	<u>600</u>	<u>3,856,940</u>
Disbursements:					
Personal services	50,421	-	-	-	-
Supplies	3,197	3,302	955	-	-
Other services and charges	-	-	61,349	-	-
Debt service - principal and interest	-	-	-	-	-
Capital outlay	-	-	-	-	-
Other disbursements	-	-	-	150	946,850
Total disbursements	<u>53,618</u>	<u>3,302</u>	<u>62,304</u>	<u>150</u>	<u>946,850</u>
Excess (deficiency) of receipts over disbursements	<u>(16,156)</u>	<u>(2,109)</u>	<u>124</u>	<u>450</u>	<u>2,910,090</u>
Cash and investments - ending	<u>\$ 24,895</u>	<u>\$ 1,314</u>	<u>\$ 139</u>	<u>\$ 2,700</u>	<u>\$ 6,445,883</u>

HANCOCK COUNTY
 COMBINING SCHEDULE OF RECEIPTS, DISBURSEMENTS, AND
 CASH AND INVESTMENT BALANCES - REGULATORY BASIS
 For the Year Ended December 31, 2018

	Debt Service Reserve/RDC	Principal/ Interest/ RDC	Capital Fund/RDC	Superior I Trans 4910	Superior II Trans 4911
Cash and investments - beginning	\$ 966,550	\$ 630,246	\$ 1,638,110	\$ 1,894	\$ 32
Receipts:					
Taxes	-	-	-	-	-
Licenses and permits	-	-	-	-	-
Intergovernmental receipts	-	-	-	-	-
Charges for services	-	-	-	-	-
Fines and forfeits	-	-	-	-	-
Other receipts	10,183	949,169	15,285	-	-
Total receipts	10,183	949,169	15,285	-	-
Disbursements:					
Personal services	-	-	-	-	-
Supplies	-	-	-	-	-
Other services and charges	-	-	603,396	-	-
Debt service - principal and interest	-	630,246	-	-	-
Capital outlay	-	-	-	-	-
Other disbursements	10,183	2,319	-	-	-
Total disbursements	10,183	632,565	603,396	-	-
Excess (deficiency) of receipts over disbursements	-	316,604	(588,111)	-	-
Cash and investments - ending	\$ 966,550	\$ 946,850	\$ 1,049,999	\$ 1,894	\$ 32

HANCOCK COUNTY
 COMBINING SCHEDULE OF RECEIPTS, DISBURSEMENTS, AND
 CASH AND INVESTMENT BALANCES - REGULATORY BASIS
 For the Year Ended December 31, 2018

	Circuit Crt Trans 4912	Jury Pay Fund 4913	City & Town General 4915	Comm Corrections Vending 4917	Law Enforcement Vending 4918
Cash and investments - beginning	\$ 669	\$ -	\$ 3,863	\$ 6,901	\$ 66
Receipts:					
Taxes	-	-	-	-	-
Licenses and permits	-	-	-	-	-
Intergovernmental receipts	-	-	-	-	-
Charges for services	-	-	-	-	-
Fines and forfeits	-	-	-	-	-
Other receipts	-	25,579	-	71,606	-
Total receipts	-	25,579	-	71,606	-
Disbursements:					
Personal services	-	-	-	-	-
Supplies	-	-	-	-	-
Other services and charges	-	25,579	-	75,550	-
Debt service - principal and interest	-	-	-	-	-
Capital outlay	-	-	-	-	-
Other disbursements	-	-	-	982	-
Total disbursements	-	25,579	-	76,532	-
Excess (deficiency) of receipts over disbursements	-	-	-	(4,926)	-
Cash and investments - ending	\$ 669	\$ -	\$ 3,863	\$ 1,975	\$ 66

HANCOCK COUNTY
 COMBINING SCHEDULE OF RECEIPTS, DISBURSEMENTS, AND
 CASH AND INVESTMENT BALANCES - REGULATORY BASIS
 For the Year Ended December 31, 2018

	K-9 Police Dog Fund	County Payroll 5900	Health Claims Fund 5901	BPPE Late Filing Fee	LIT Property Tax Relief
Cash and investments - beginning	\$ 115	\$ 379,546	\$ 503,327	\$ -	\$ 187,152
Receipts:					
Taxes	-	-	-	-	-
Licenses and permits	-	-	-	-	-
Intergovernmental receipts	-	-	-	-	-
Charges for services	-	-	-	-	-
Fines and forfeits	-	-	-	-	-
Other receipts	165	7,405,312	3,003,546	1,175	5,239,842
Total receipts	<u>165</u>	<u>7,405,312</u>	<u>3,003,546</u>	<u>1,175</u>	<u>5,239,842</u>
Disbursements:					
Personal services	-	1,793,978	864	-	-
Supplies	-	-	-	-	-
Other services and charges	-	-	2,969,404	-	5,263,292
Debt service - principal and interest	-	-	-	-	-
Capital outlay	-	-	-	-	-
Other disbursements	-	5,704,740	-	-	-
Total disbursements	<u>-</u>	<u>7,498,718</u>	<u>2,970,268</u>	<u>-</u>	<u>5,263,292</u>
Excess (deficiency) of receipts over disbursements	<u>165</u>	<u>(93,406)</u>	<u>33,278</u>	<u>1,175</u>	<u>(23,450)</u>
Cash and investments - ending	<u>\$ 280</u>	<u>\$ 286,140</u>	<u>\$ 536,605</u>	<u>\$ 1,175</u>	<u>\$ 163,702</u>

HANCOCK COUNTY
 COMBINING SCHEDULE OF RECEIPTS, DISBURSEMENTS, AND
 CASH AND INVESTMENT BALANCES - REGULATORY BASIS
 For the Year Ended December 31, 2018

	LIT Certified Shares	LIT Public Safety	LIT Economic Development	Public Hlth H1N1 III Fed	D.A.R.E. Fund 1142
Cash and investments - beginning	\$ -	\$ -	\$ -	\$ 90	\$ -
Receipts:					
Taxes	-	-	-	-	-
Licenses and permits	-	-	-	-	-
Intergovernmental receipts	-	-	-	-	-
Charges for services	-	-	-	-	-
Fines and forfeits	-	-	-	-	-
Other receipts	20,959,376	4,191,875	2,088,271	-	-
Total receipts	<u>20,959,376</u>	<u>4,191,875</u>	<u>2,088,271</u>	<u>-</u>	<u>-</u>
Disbursements:					
Personal services	-	-	-	-	-
Supplies	-	-	-	-	-
Other services and charges	20,959,376	4,191,875	2,088,271	-	-
Debt service - principal and interest	-	-	-	-	-
Capital outlay	-	-	-	-	-
Other disbursements	-	-	-	-	-
Total disbursements	<u>20,959,376</u>	<u>4,191,875</u>	<u>2,088,271</u>	<u>-</u>	<u>-</u>
Excess (deficiency) of receipts over disbursements	<u>-</u>	<u>-</u>	<u>-</u>	<u>-</u>	<u>-</u>
Cash and investments - ending	<u>\$ -</u>	<u>\$ -</u>	<u>\$ -</u>	<u>\$ 90</u>	<u>\$ -</u>

HANCOCK COUNTY
 COMBINING SCHEDULE OF RECEIPTS, DISBURSEMENTS, AND
 CASH AND INVESTMENT BALANCES - REGULATORY BASIS
 For the Year Ended December 31, 2018

	Dept. of Treasury Equitable Share	16.575 VOCA Victim Assist	16.738 JAG Underage Drink Task Force	16.738 Problem Solving Ct Grant	16.585 Bureau of Justice Grant
Cash and investments - beginning	\$ 10,802	\$ (8,435)	\$ (2,555)	\$ 7,932	\$ (31,175)
Receipts:					
Taxes	-	-	-	-	-
Licenses and permits	-	-	-	-	-
Intergovernmental receipts	-	54,580	-	-	-
Charges for services	-	-	-	-	-
Fines and forfeits	-	-	-	-	-
Other receipts	-	-	2,555	5,000	60,154
Total receipts	-	54,580	2,555	5,000	60,154
Disbursements:					
Personal services	-	53,210	-	-	13,268
Supplies	-	-	-	-	4,148
Other services and charges	-	-	7,560	3,898	15,301
Debt service - principal and interest	-	-	-	-	-
Capital outlay	-	-	-	-	-
Other disbursements	-	-	-	-	-
Total disbursements	-	53,210	7,560	3,898	32,717
Excess (deficiency) of receipts over disbursements	-	1,370	(5,005)	1,102	27,437
Cash and investments - ending	\$ 10,802	\$ (7,065)	\$ (7,560)	\$ 9,034	\$ (3,738)

HANCOCK COUNTY
 COMBINING SCHEDULE OF RECEIPTS, DISBURSEMENTS, AND
 CASH AND INVESTMENT BALANCES - REGULATORY BASIS
 For the Year Ended December 31, 2018

	16.738 JAG Grant (DrugCourt)	16.575 VOCA Victim Assist 2015	20.509 Hancock Area Rural Tran	93.074 Medical Reserve Corp MRC	Public Hlth Emerg H1N1 8907
Cash and investments - beginning	\$ 1,955	\$ 585	\$ -	\$ 4,208	\$ 51
Receipts:					
Taxes	-	-	-	-	-
Licenses and permits	-	-	-	-	-
Intergovernmental receipts	-	-	293,923	-	-
Charges for services	-	-	-	-	-
Fines and forfeits	-	-	-	-	-
Other receipts	-	-	-	-	-
Total receipts	-	-	293,923	-	-
Disbursements:					
Personal services	-	-	-	-	-
Supplies	-	-	-	-	-
Other services and charges	-	-	293,923	-	-
Debt service - principal and interest	-	-	-	-	-
Capital outlay	-	-	-	-	-
Other disbursements	-	-	-	-	-
Total disbursements	-	-	293,923	-	-
Excess (deficiency) of receipts over disbursements	-	-	-	-	-
Cash and investments - ending	\$ 1,955	\$ 585	\$ -	\$ 4,208	\$ 51

HANCOCK COUNTY
 COMBINING SCHEDULE OF RECEIPTS, DISBURSEMENTS, AND
 CASH AND INVESTMENT BALANCES - REGULATORY BASIS
 For the Year Ended December 31, 2018

	Health Maint Grant 8908	93.074 BioTerrorism 8909	Comm Corr Fiscal Grant 8910	State Homeland Security 8911	IDEM Grant 8912
Cash and investments - beginning	\$ 119,152	\$ 3,902	\$ 26,090	\$ 2,302	\$ 69
Receipts:					
Taxes	-	-	-	-	-
Licenses and permits	-	-	-	-	-
Intergovernmental receipts	-	27,368	-	-	-
Charges for services	-	-	-	-	-
Fines and forfeits	-	-	-	-	-
Other receipts	58,700	-	362,667	-	-
Total receipts	58,700	27,368	362,667	-	-
Disbursements:					
Personal services	24,066	21,949	295,789	-	-
Supplies	16,355	-	47,133	-	-
Other services and charges	16,665	6,017	26,055	-	-
Debt service - principal and interest	-	-	-	-	-
Capital outlay	-	-	-	-	-
Other disbursements	-	-	19,138	-	-
Total disbursements	57,086	27,966	388,115	-	-
Excess (deficiency) of receipts over disbursements	1,614	(598)	(25,448)	-	-
Cash and investments - ending	\$ 120,766	\$ 3,304	\$ 642	\$ 2,302	\$ 69

HANCOCK COUNTY
 COMBINING SCHEDULE OF RECEIPTS, DISBURSEMENTS, AND
 CASH AND INVESTMENT BALANCES - REGULATORY BASIS
 For the Year Ended December 31, 2018

	20.601 DUI HANCO TSP (10K)	20.600 OPO-Partnership(20k)	Sheriff Equitable Share 8915	97.042 Emergency Mngmt 8918	JAIB Jobs Grant 8919
Cash and investments - beginning	\$ 6,585	\$ 1,986	\$ 45,739	\$ 122	\$ 395
Receipts:					
Taxes	-	-	-	-	-
Licenses and permits	-	-	-	-	-
Intergovernmental receipts	5,961	11,137	-	-	-
Charges for services	-	-	-	-	-
Fines and forfeits	-	-	-	-	-
Other receipts	-	-	24,229	825	-
Total receipts	5,961	11,137	24,229	825	-
Disbursements:					
Personal services	1,204	1,477	37,355	-	-
Supplies	-	-	-	-	-
Other services and charges	2,993	8,223	-	825	-
Debt service - principal and interest	-	-	-	-	-
Capital outlay	-	-	-	-	-
Other disbursements	-	-	-	-	-
Total disbursements	4,197	9,700	37,355	825	-
Excess (deficiency) of receipts over disbursements	1,764	1,437	(13,126)	-	-
Cash and investments - ending	\$ 8,349	\$ 3,423	\$ 32,613	\$ 122	\$ 395

HANCOCK COUNTY
 COMBINING SCHEDULE OF RECEIPTS, DISBURSEMENTS, AND
 CASH AND INVESTMENT BALANCES - REGULATORY BASIS
 For the Year Ended December 31, 2018

	Metro Drug Fed Grant OT 8924	16.588 STOP Grant	16.607 Fed Bulletproof Vest	Indiana Youth Institute Grant	93.008 NACCHO Grant
Cash and investments - beginning	\$ 53	\$ (44,561)	\$ 2,640	\$ 507	\$ 10,464
Receipts:					
Taxes	-	-	-	-	-
Licenses and permits	-	-	-	-	-
Intergovernmental receipts	-	66,500	-	-	-
Charges for services	-	-	-	-	-
Fines and forfeits	-	-	-	-	-
Other receipts	-	-	-	-	-
Total receipts	-	66,500	-	-	-
Disbursements:					
Personal services	-	79,035	-	-	-
Supplies	-	-	-	-	-
Other services and charges	-	-	-	-	-
Debt service - principal and interest	-	-	-	-	-
Capital outlay	-	-	-	-	-
Other disbursements	-	-	-	-	-
Total disbursements	-	79,035	-	-	-
Excess (deficiency) of receipts over disbursements	-	(12,535)	-	-	-
Cash and investments - ending	\$ 53	\$ (57,096)	\$ 2,640	\$ 507	\$ 10,464

HANCOCK COUNTY
 COMBINING SCHEDULE OF RECEIPTS, DISBURSEMENTS, AND
 CASH AND INVESTMENT BALANCES - REGULATORY BASIS
 For the Year Ended December 31, 2018

	S-2015-04 Ct Alcohol DrugGrt	Federal Equitable Share PACE	Operation Centipede NHTSA	Probation IDOC Grant	EHB 1387 Grant Reimbursement
Cash and investments - beginning	\$ 12	\$ -	\$ 1,021	\$ 12,587	\$ 399
Receipts:					
Taxes	-	-	-	-	-
Licenses and permits	-	-	-	-	-
Intergovernmental receipts	-	-	-	-	-
Charges for services	-	-	-	-	-
Fines and forfeits	-	-	-	-	-
Other receipts	918	12,937	-	48,697	-
Total receipts	918	12,937	-	48,697	-
Disbursements:					
Personal services	-	-	-	48,392	-
Supplies	-	-	-	-	-
Other services and charges	-	-	-	-	-
Debt service - principal and interest	-	-	-	-	-
Capital outlay	-	-	-	-	-
Other disbursements	918	-	-	6,342	-
Total disbursements	918	-	-	54,734	-
Excess (deficiency) of receipts over disbursements	-	12,937	-	(6,037)	-
Cash and investments - ending	\$ 12	\$ 12,937	\$ 1,021	\$ 6,550	\$ 399

HANCOCK COUNTY
 COMBINING SCHEDULE OF RECEIPTS, DISBURSEMENTS, AND
 CASH AND INVESTMENT BALANCES - REGULATORY BASIS
 For the Year Ended December 31, 2018

	Jail Intervention Program	CC Jail Treatment Svs Grant	PACE State Asset Seizure Fund	TIF RDC Federal Reimbursement	Totals
Cash and investments - beginning	\$ -	\$ -	\$ 38,861	\$ -	\$ 49,488,054
Receipts:					
Taxes	-	-	-	-	19,244,205
Licenses and permits	-	-	-	-	619,748
Intergovernmental receipts	-	-	-	18,070	9,490,126
Charges for services	-	-	17,099	-	2,073,804
Fines and forfeits	-	-	-	-	930,124
Other receipts	2,200	15,000	627	-	166,781,321
Total receipts	2,200	15,000	17,726	18,070	199,139,328
Disbursements:					
Personal services	2,200	7,323	-	-	21,641,630
Supplies	-	-	-	-	4,041,210
Other services and charges	-	-	25,000	-	142,074,196
Debt service - principal and interest	-	-	-	-	1,711,242
Capital outlay	-	-	-	-	4,348,607
Other disbursements	-	-	-	-	22,639,717
Total disbursements	2,200	7,323	25,000	-	196,456,602
Excess (deficiency) of receipts over disbursements	-	7,677	(7,274)	18,070	2,682,726
Cash and investments - ending	\$ -	\$ 7,677	\$ 31,587	\$ 18,070	\$ 52,170,780

HANCOCK COUNTY
SCHEDULE OF PAYABLES AND RECEIVABLES
December 31, 2018

<u>Government or Enterprise</u>	<u>Accounts Payable</u>	<u>Accounts Receivable</u>
Governmental activities	<u>\$ 632,010</u>	<u>\$ 75,459</u>

HANCOCK COUNTY
 SCHEDULE OF LEASES AND DEBT
 December 31, 2018

Description of Debt		Ending	Principal and
Type	Purpose	Principal	Interest Due
		Balance	Within One
			Year
Governmental activities:			
General obligation bonds	GO Bond 2011	\$ 435,000	\$ 131,138
General obligation bonds	GO Bond 2013 Capital Expenses	210,000	211,628
General obligation bonds	GO Bond 2015	1,030,000	415,725
Revenue bonds	Redevelopment District Refunding Bonds of 2017	8,945,000	946,850
Revenue bonds	Revenue Bond of 2011 Purchase of Enhanced 911 AT & T	<u>410,000</u>	<u>120,519</u>
Total governmental activities		<u>11,030,000</u>	<u>1,825,860</u>
Totals		<u>\$ 11,030,000</u>	<u>\$ 1,825,860</u>

HANCOCK COUNTY
 SCHEDULE OF CAPITAL ASSETS
 December 31, 2018

Capital assets are reported at actual or estimated historical cost based on appraisals or deflated current replacement cost. Contributed or donated assets are reported at estimated fair value at the time received.

	<u>Ending Balance</u>
Governmental activities:	
Land	\$ 1,188,700
Infrastructure	317,512,990
Buildings	9,750,000
Improvements other than buildings	63,500
Machinery, equipment, and vehicles	19,178,580
Books and other	<u>121,958</u>
Total governmental activities	<u>347,815,728</u>
Total capital assets	<u><u>\$ 347,815,728</u></u>

(This page intentionally left blank.)

SUPPLEMENTAL AUDIT OF
FEDERAL AWARDS



INDEPENDENT AUDITOR'S REPORT ON COMPLIANCE FOR EACH MAJOR FEDERAL PROGRAM AND ON INTERNAL CONTROL OVER COMPLIANCE

TO: THE OFFICIALS OF HANCOCK COUNTY, INDIANA

Report on Compliance for Each Major Federal Program

We have audited Hancock County's (County) compliance with the types of compliance requirements described in the *OMB Compliance Supplement* that could have a direct and material effect on each of its major federal programs for the year ended December 31, 2018. The County's major federal programs are identified in the Summary of Auditor's Results section of the accompanying Schedule of Findings and Questioned Costs.

Management's Responsibility

Management is responsible for compliance with federal statutes, regulations, and the terms and conditions of its federal awards applicable to its federal programs.

Auditor's Responsibility

Our responsibility is to express an opinion on compliance for each of the County's major federal programs based on our audit of the types of compliance requirements referred to above. We conducted our audit of compliance in accordance with auditing standards generally accepted in the United States of America; the standards applicable to financial audits contained in *Government Auditing Standards*, issued by the Comptroller General of the United States; and the audit requirements of Title 2 U.S. *Code of Federal Regulations* Part 200, *Uniform Administrative Requirements, Cost Principles, and Audit Requirements for Federal Awards* (Uniform Guidance). Those standards and the Uniform Guidance require that we plan and perform the audit to obtain reasonable assurance about whether noncompliance with the types of compliance requirements referred to above that could have a direct and material effect on a major federal program occurred. An audit includes examining, on a test basis, evidence about the County's compliance with those requirements and performing such other procedures as we considered necessary in the circumstances.

We believe that our audit provides a reasonable basis for our opinion on compliance for each major federal program. However, our audit does not provide a legal determination of the County's compliance.

Opinion on Each Major Federal Program

In our opinion, the County complied, in all material respects, with the types of compliance requirements referred to above that could have a direct and material effect on each of its major federal programs for the year ended December 31, 2018.

INDEPENDENT AUDITOR'S REPORT ON COMPLIANCE FOR EACH MAJOR FEDERAL
PROGRAM AND ON INTERNAL CONTROL OVER COMPLIANCE
(Continued)


Report on Internal Control over Compliance

Management of the County is responsible for establishing and maintaining effective internal control over compliance with the types of compliance requirements referred to above. In planning and performing our audit of compliance, we considered the County's internal control over compliance with the types of requirements that could have a direct and material effect on each major federal program to determine the auditing procedures that are appropriate in the circumstances for the purpose of expressing our opinion on compliance for each major federal program and to test and report on internal control over compliance in accordance with the Uniform Guidance, but not for the purpose of expressing an opinion on the effectiveness of internal control over compliance. Accordingly, we do not express an opinion on the effectiveness of the County's internal control over compliance.

A deficiency in internal control over compliance exists when the design or operation of a control over compliance does not allow management or employees, in the normal course of performing their assigned functions, to prevent, or detect and correct, noncompliance with a type of compliance requirement of a federal program on a timely basis. A material weakness in internal control over compliance is a deficiency, or a combination of deficiencies, in internal control over compliance, such that there is a reasonable possibility that material noncompliance with a type of compliance requirement of a federal program will not be prevented, or detected and corrected, on a timely basis. A significant deficiency in internal control over compliance is a deficiency, or a combination of deficiencies, in internal control over compliance with a type of compliance requirement of a federal program that is less severe than a material weakness in internal control over compliance, yet important enough to merit attention by those charged with governance.

Our consideration of internal control over compliance was for the limited purpose described in the first paragraph of this section and was not designed to identify all deficiencies in internal control over compliance that might be material weaknesses or significant deficiencies. We did not identify any deficiencies in internal control over compliance that we consider to be material weaknesses. However, material weaknesses may exist that have not been identified.

The purpose of this report on internal control over compliance is solely to describe the scope of our testing of internal control over compliance and the results of that testing based on the requirements of the Uniform Guidance. Accordingly, this report is not suitable for any other purpose.


Paul D. Joyce, CPA
State Examiner

July 18, 2019

(This page intentionally left blank.)

SCHEDULE OF EXPENDITURES OF FEDERAL AWARDS AND ACCOMPANYING NOTES

The Schedule of Expenditures of Federal Awards and accompanying notes presented were approved by management of the County. The schedule and notes are presented as intended by the County.

HANCOCK COUNTY
 SCHEDULE OF EXPENDITURES OF FEDERAL AWARDS
 For the Year Ended December 31, 2018

Federal Grantor Agency Cluster Title/Program Title/Project Title	Pass-Through Entity or Direct Grant	Federal CFDA Number	Entity (or Other) Identifying Number	Passed Through to Subrecipient	Total Federal Awards Expended
Department of Housing and Urban Development					
Community Development Block Grants/State's program and Non-Entitlement Grants in Hawaii	Indiana Office of Community and Rural Affairs	14.228	D3-18-12262	\$ -	\$ 67,553
Total - Department of Housing and Urban Development				-	67,553
Department of Justice					
Crime Victim Assistance VOCA-Grant Victim Assistance	Indiana Criminal Justice Institute	16.575	D3-15-9813	-	54,580
Violence Against Women Formula Grants STOP-Grant Violence Against Women	Indiana Criminal Justice Institute	16.588	D3-16-10491	-	66,500
Edward Byrne Memorial Justice Assistance Grant Program JAG Multijurisdiction Drug and Underage Drinking	Indiana Criminal Justice Institute	16.738	D3-15-9848	-	2,555
Total - Department of Justice				-	123,635
Department of Transportation					
Highway Planning and Construction Cluster Highway Planning and Construction DES: 1382083-Bridge Inspections DES: 1297608 ROW DES: 1500282 Bridge Inspection	Indiana Department of Transportation	20.205	DES #1382083 DES #1297608 DES #1500282	- - -	410 40,144 68,061
Total - Highway Planning and Construction Cluster				-	108,615
Highway Safety Cluster State and Community Highway Safety Operation Pull Over (OPO) Enforcement Program	Indiana Criminal Justice Institute	20.600	D3-14-8252	-	11,137
Alcohol Impaired Driving Countermeasures Incentive Grants I DUI Hancock TSP Grant	Indiana Criminal Justice Institute	20.601	D3-14-8128	-	5,961
Total - Highway Safety Cluster				-	17,098
Formula Grants for Rural Areas Hancock Area Rural Transit Hancock Area Rural Transit	Indiana Department of Transportation	20.509	A249-17-G160272 A249-18-G170196	60,499 173,162	60,499 173,162
Total - Formula Grants for Rural Areas				233,661	233,661
Total - Department of Transportation				233,661	359,374
Department of Health and Human Services					
Public Health Emergency Preparedness Bio Terror & Public Prep Program	Indiana Department of Health	93.069	FY 2018	-	5,961
Hospital Preparedness Program (HPP) and Public Health Emergency Preparedness (PHEP) Aligned Cooperative Agreements	Indiana Department of Health	93.074	A70-5-0532409	-	21,407
Child Support Enforcement Title IV-D Incentive General Fund Prosecutor Title IV-D Incentive Prosecutor Direct Reimbursements Title IVD Indirect Costs Clerk Direct Reimbursements Title IVD Clerk Title IV-D Incentive Clerk Perpetuation-Title IVD Reimbursements	Indiana Department of Child Services	93.563	FY 2018 FY 2018 FY 2018 FY 2018 FY 2018 FY 2018 FY 2018	- - - - - - -	12,307 42,919 168,273 31,109 26,534 10,500 236
Total - Child Support Enforcement				-	291,878
Total - Department of Health and Human Services				-	319,246
Department of Homeland Security					
Emergency Management Performance Grants Emergency Management Performance Grant	Indiana Department of Homeland Security	97.042	C44P-5-779B	-	825
Total - Emergency Management Performance Grants				-	825
Total - Department of Homeland Security				-	825
Total federal awards expended				\$ 233,661	\$ 870,633

The accompanying notes are an integral part of the Schedule of Expenditures of Federal Awards.

HANCOCK COUNTY
NOTES TO SCHEDULE OF EXPENDITURES OF FEDERAL AWARDS

Note 1. Basis of Presentation

The accompanying Schedule of Expenditures of Federal Awards (SEFA) includes the federal grant activity of the County under programs of the federal government for the year ended December 31, 2018. The information in the SEFA is presented in accordance with the requirements of Title 2 U.S. *Code of Federal Regulations* Part 200, *Uniform Administrative Requirements, Cost Principles, and Audit Requirements for Federal Awards* (Uniform Guidance). Because the SEFA presents only a select portion of the operations of the County, it is not intended to and does not present the financial position of the County.

Note 2. Summary of Significant Accounting Policies

Expenditures reported on the SEFA are reported on the cash basis of accounting. Such expenditures are recognized following, as applicable, either the cost principles in OMB Circular A-87, *Cost Principles for State, Local, and Indian Tribal Governments*, or the cost principles contained in the Uniform Guidance, wherein certain types of expenditures are not allowed or are limited as to reimbursement. When federal grants are received on a reimbursement basis, the federal awards are considered expended when the reimbursement is received. The County has elected not to use the 10 percent de minimis indirect cost rate allowed under the Uniform Guidance.

HANCOCK COUNTY
SCHEDULE OF FINDINGS AND QUESTIONED COSTS

Section I - Summary of Auditor's Results

Financial Statement:

Type of auditor's report issued:	Adverse as to GAAP; Unmodified as to Regulatory Basis
Internal control over financial reporting:	
Material weakness identified?	yes
Significant deficiency identified?	none reported
Noncompliance material to financial statement noted?	yes

Federal Awards:

Internal control over major programs:	
Material weakness identified?	no
Significant deficiency identified?	none reported
Any audit finding disclosed that are required to be reported in accordance with section 2 CFR 200.516(a)?	no

Identification of Major Programs and type of auditor's report issued on compliance for each:

CFDA Number	Name of Federal Program or Cluster	Opinion Issued
20.509	Formula Grants for Rural Areas	Unmodified
93.563	Child Support Enforcement	Unmodified

Dollar threshold used to distinguish between Type A and Type B programs: \$750,000

Auditee qualified as low-risk auditee?	no
----------------------------------------	----

Section II - Financial Statement Findings

FINDING 2018-001

Subject: Preparation of the Schedule of Expenditures of Federal Awards
Audit Findings: Material Weakness, Noncompliance

Repeat Finding

This is a repeat of Finding 2017-001 from the immediately prior audit.

Condition

The County did not have a proper system of internal control in place to prevent, or detect and correct, errors on the Schedule of Expenditures of Federal Awards (SEFA).

HANCOCK COUNTY
SCHEDULE OF FINDINGS AND QUESTIONED COSTS
(Continued)

Context

The SEFA contained the following errors:

1. The Community Development Block Grants/State's program and Non-Entitlement Grants in Hawaii (CFDA 14.228) expenditures were not reported, resulting in an understatement of \$67,553.
2. The Edward Byrne Memorial Justice Assistance Grant Program (CFDA 16.738) expenditures were overstated in the amount of \$57,599.
3. The Child Support Enforcement (CFDA 93.563) expenditures were overstated in the amount of \$15,544.
4. The Emergency Management Performance Grants program (CFDA 97.042) expenditures were overstated in the amount of \$13,618.

Audit adjustments were proposed, accepted by the County, and made to the SEFA.

Criteria

The Indiana State Board of Accounts (SBOA) is required under Indiana Code 5-11-1-27(e) to define the acceptable minimum level of internal control standards. To provide clarifying guidance, the State Examiner compiled the standards contained in the manual, *Uniform Internal Control Standards for Indiana Political Subdivisions*. All political subdivisions subject to audit by SBOA are expected to adhere to these standards. The standards include adequate control activities. According to this manual:

"Control activities are the actions and tools established through policies and procedures that help to detect, prevent, or reduce the identified risks that interfere with the achievement of objectives. Detection activities are designed to identify unfavorable events in a timely manner whereas prevention activities are designed to deter the occurrence of an unfavorable event. Examples of these activities include reconciliations, authorizations, approval processes, performance reviews, and verification processes.

An integral part of the control activity component is segregation of duties. . . .

There is an expectation of segregation of duties. If compensating controls are necessary, documentation should exist to identify both the areas where segregation of duties are not feasible or practical and the compensating controls implemented to mitigate the risk. . . ."

2 CFR 200.508 states in part:

"The auditee must: . . .

- (b) Prepare appropriate financial statements, including the schedule of expenditures of Federal awards in accordance with § 200.510 Financial statements. . . ."

HANCOCK COUNTY
SCHEDULE OF FINDINGS AND QUESTIONED COSTS
(Continued)

2 CFR 200.510(b) states:

"Schedule of expenditures of Federal awards. The auditee must also prepare a schedule of expenditures of Federal awards for the period covered by the auditee's financial statements which must include the total Federal awards expended as determined in accordance with § 200.502 Basis for determining Federal awards expended. While not required, the auditee may choose to provide information requested by Federal awarding agencies and pass-through entities to make the schedule easier to use. For example, when a Federal program has multiple Federal award years, the auditee may list the amount of Federal awards expended for each Federal award year separately. At a minimum, the schedule must:

- (1) List individual Federal programs by Federal agency. For a cluster of programs, provide the cluster name, list individual Federal programs within the cluster of programs, and provide the applicable Federal agency name. For R&D, total Federal awards expended must be shown either by individual Federal award or by Federal agency and major subdivision within the Federal agency. For example, the National Institutes of Health is a major subdivision in the Department of Health and Human Services.
- (2) For Federal awards received as a subrecipient, the name of the pass-through entity and identifying number assigned by the pass-through entity must be included.
- (3) Provide total Federal awards expended for each individual Federal program and the CFDA number or other identifying number when the CFDA information is not available. For a cluster of programs also provide the total for the cluster.
- (4) Include the total amount provided to subrecipients from each Federal program.
- (5) For loan or loan guarantee programs described in § 200.502 Basis for determining Federal awards expended, paragraph (b), identify in the notes to the schedule the balances outstanding at the end of the audit period. This is in addition to including the total Federal awards expended for loan or loan guarantee programs in the schedule.
- (6) Include notes that describe that significant accounting policies used in preparing the schedule, and note whether or not the auditee elected to use the 10% de minimis cost rate as covered in § 200.414 Indirect (F&A) costs."

Cause

Management had not established a system of internal control that would have ensured proper reporting of the SEFA.

Effect

Without a proper system of internal control in place that operated effectively, material misstatements of the SEFA remained undetected. The SEFA contained the errors identified in the *Context*.

Recommendation

We recommended that the County's management establish controls related to the preparation of the SEFA.

HANCOCK COUNTY
SCHEDULE OF FINDINGS AND QUESTIONED COSTS
(Continued)

Views of Responsible Officials

For the views of responsible officials, refer to the Corrective Action Plan that is part of this report.

Section III - Federal Award Findings and Questioned Costs

No matters are reportable.

(This page intentionally left blank.)

AUDITEE-PREPARED DOCUMENTS

The subsequent documents were provided by management of the County. The documents are presented as intended by the County.

SUMMARY SCHEDULE OF PRIOR AUDIT FINDINGS

FINDING 2017-001

Fiscal year in which the finding initially occurred: 2015
Contact Person Responsible for Corrective Action: Debra Carnes
Contact Phone Number: 317-477-1105

Status of Audit Finding: We acknowledge this finding has been repeated and are in the process of correcting for future audits.

Debra A. Carnes

(Signature)

Hancock Co. Auditor

(Title)

June 25, 2019

(Date)

**HANCOCK
COUNTY
AUDITOR**

CORRECTIVE ACTION PLAN

FINDING 2018-001

Contact Person Responsible for Corrective Action: Debra Carnes
Contact Phone Number: 317-477-1105

Views of Responsible Official: We agree with audit finding. We acknowledge this finding has been repeated and are in the process of correcting for future audits.

Description of Corrective Action Plan: The Auditor and Bookkeeper will compare last year's SEFA report with the current SEFA report to look for any grants reported in the prior report that we would still have in the current year. We will be maintaining copies of emails referencing grants in our grant binder, along with utilizing an excel spread sheet to track grants for the SEFA report.

Anticipated Completion Date: We have currently implemented an excel spread sheet to assist with tracking and reporting all grants. Our office will have a process fully in place by the end of 2019 to assist with future reporting and internal controls.

Debra A. Carnes
(Signature)

Hancock County Auditor
(Title)

July 15, 2019
(Date)

OTHER REPORTS

In addition to this report, other reports may have been issued for the County. All reports can be found on the Indiana State Board of Accounts' website: <http://www.in.gov/sboa/>.