

STATE BOARD OF ACCOUNTS
302 West Washington Street
Room E418
INDIANAPOLIS, INDIANA 46204-2769

FINANCIAL STATEMENT AND
FEDERAL SINGLE AUDIT REPORT
OF

VIGO COUNTY SCHOOL CORPORATION
VIGO COUNTY, INDIANA

July 1, 2016 to June 30, 2018



FILED
04/30/2019

TABLE OF CONTENTS

| <u>Description</u> | <u>Page</u> |
|--|-------------|
| Schedule of Officials | 2 |
| Independent Auditor's Report | 3-5 |
| Independent Auditor's Report on Internal Control over Financial Reporting and on Compliance and Other Matters Based on an Audit of the Financial Statement Performed in Accordance with <i>Government Auditing Standards</i> | 6-7 |
| Financial Statement and Accompanying Notes: | |
| Statement of Receipts, Disbursements, Other Financing Sources (Uses), and Cash and Investment Balances - Regulatory Basis..... | 11-13 |
| Notes to Financial Statement | 14-19 |
| Other Information - Unaudited: | |
| Combining Schedules of Receipts, Disbursements, Other Financing Sources (Uses), and Cash and Investment Balances - Regulatory Basis..... | 22-51 |
| Schedule of Payables and Receivables | 53 |
| Schedule of Leases and Debt | 54 |
| Schedule of Capital Assets..... | 55 |
| Supplemental Audit of Federal Awards: | |
| Independent Auditor's Report on Compliance for Each Major Federal Program and on Internal Control over Compliance | 58-59 |
| Schedule of Expenditures of Federal Awards and Accompanying Notes: | |
| Schedule of Expenditures of Federal Awards..... | 63-65 |
| Notes to Schedule of Expenditures of Federal Awards | 66 |
| Schedule of Findings and Questioned Costs | 67-77 |
| Auditee-Prepared Documents: | |
| Summary Schedule of Prior Audit Findings..... | 80-82 |
| Corrective Action Plan | 83-88 |
| Other Reports..... | 89 |

SCHEDULE OF OFFICIALS

| <u>Office</u> | <u>Official</u> | <u>Term</u> |
|----------------------------------|--|--|
| Treasurer | Donna Wilson Bruce Perry | 07-01-16 to 07-23-17 07-24-17 to 06-30-19 |
| Superintendent of Schools | Daniel Tanoos Dr. Robert A. Haworth | 07-01-16 to 06-30-18 07-01-18 to 06-30-19 |
| President of the School Board | Paul Lockhart Tammy Pearson Jackie Lower | 07-01-16 to 12-31-16 01-01-17 to 12-31-17 01-01-18 to 12-31-19 |



STATE OF INDIANA
AN EQUAL OPPORTUNITY EMPLOYER

STATE BOARD OF ACCOUNTS
302 WEST WASHINGTON STREET
ROOM E418
INDIANAPOLIS, INDIANA 46204-2769

Telephone: (317) 232-2513
Fax: (317) 232-4711
Web Site: www.in.gov/sboa

INDEPENDENT AUDITOR'S REPORT

TO: THE OFFICIALS OF THE VIGO COUNTY SCHOOL CORPORATION, VIGO COUNTY, INDIANA

Report on the Financial Statement

We have audited the accompanying financial statement of the Vigo County School Corporation (School Corporation), which comprises the financial position and results of operations for the period of July 1, 2016 to June 30, 2018, and the related notes to the financial statement as listed in the Table of Contents.

Management's Responsibility for the Financial Statement

Management is responsible for the preparation and fair presentation of this financial statement in accordance with the financial reporting provisions of the Indiana State Board of Accounts as allowed by state statute (IC 5-11-1-6). Management is responsible for and has determined that the regulatory basis of accounting, as established by the Indiana State Board of Accounts, is an acceptable basis of presentation. Management is also responsible for the design, implementation, and maintenance of internal control relevant to the preparation and fair presentation of a financial statement that is free from material misstatement, whether due to fraud or error.

Auditor's Responsibility

Our responsibility is to express an opinion on this financial statement based on our audit. We conducted our audit in accordance with auditing standards generally accepted in the United States of America and the standards applicable to financial audits contained in *Government Auditing Standards*, issued by the Comptroller General of the United States. Those standards require that we plan and perform the audit to obtain reasonable assurance about whether the financial statement is free from material misstatement.

An audit involves performing procedures to obtain audit evidence about the amounts and disclosures in the financial statement. The procedures selected depend on the auditor's judgment, including the assessment of the risks of material misstatement of the financial statement, whether due to fraud or error. In making those risk assessments, the auditor considers internal control relevant to the School Corporation's preparation and fair presentation of the financial statement in order to design audit procedures that are appropriate in the circumstances, but not for the purpose of expressing an opinion on the effectiveness of the School Corporation's internal control. Accordingly, we express no such opinion. An audit also includes evaluating the appropriateness of accounting policies used and the reasonableness of significant accounting estimates made by management, as well as evaluating the overall presentation of the financial statement.

We believe that the audit evidence we have obtained is sufficient and appropriate to provide a basis for our audit opinion.

INDEPENDENT AUDITOR'S REPORT
(Continued)

Basis for Adverse Opinion on U.S. Generally Accepted Accounting Principles

As discussed in Note 1 to the financial statement, the School Corporation prepares its financial statement on the prescribed basis of accounting that demonstrates compliance with the reporting requirements established by the Indiana State Board of Accounts as allowed by state statute (IC 5-11-1-6), which is a basis of accounting other than accounting principles generally accepted in the United States of America.

The effects on the financial statement of the variances between the regulatory basis of accounting described in Note 1 and accounting principles generally accepted in the United States of America, although not reasonably determinable, are presumed to be material.

Adverse Opinion on U.S. Generally Accepted Accounting Principles

In our opinion, because of the significance of the matter discussed in the *Basis for Adverse Opinion on U.S. Generally Accepted Accounting Principles* paragraph, the financial statement referred to above does not present fairly, in accordance with accounting principles generally accepted in the United States of America, the financial position and results of operations of the School Corporation for the period of July 1, 2016 to June 30, 2018.

Opinion on Regulatory Basis of Accounting

In our opinion, the financial statement referred to above presents fairly, in all material respects, the financial position and results of operations of the School Corporation for the period of July 1, 2016 to June 30, 2018, in accordance with the financial reporting provisions of the Indiana State Board of Accounts described in Note 1.

Other Matters

Supplementary Information

Our audit was conducted for the purpose of forming an opinion on the School Corporation's financial statement. The accompanying Schedule of Expenditures of Federal Awards is presented for purposes of additional analysis as required by Title 2 U.S. *Code of Federal Regulations* Part 200, *Uniform Administrative Requirements, Cost Principles, and Audit Requirements for Federal Awards*, and is not a required part of the financial statement. Such information is the responsibility of management and was derived from and relates directly to the underlying accounting and other records used to prepare the financial statement. The information has been subjected to the auditing procedures applied in the audit of the financial statement and certain additional procedures, including comparing and reconciling such information directly to the underlying accounting and other records used to prepare the financial statement or to the financial statement itself, and other additional procedures in accordance with auditing standards generally accepted in the United States of America. In our opinion, the Schedule of Expenditures of Federal Awards is fairly stated, in all material respects, in relation to the financial statement taken as a whole.


Other Information

Our audit was conducted for the purpose of forming an opinion on the School Corporation's financial statement. The Combining Schedules of Receipts, Disbursements, Other Financing Sources (Uses), and Cash and Investment Balances - Regulatory Basis, Schedule of Payables and Receivables, Schedule of Leases and Debt, and Schedule of Capital Assets, as listed in the Table of Contents, are presented for additional analysis and are not required parts of the financial statement. They have not been subjected to the auditing procedures applied by us in the audit of the financial statement and, accordingly, we express no opinion on them.

INDEPENDENT AUDITOR'S REPORT
(Continued)

Other Reporting Required by *Government Auditing Standards*

In accordance with *Government Auditing Standards*, we have also issued a report dated March 28, 2019, on our consideration of the School Corporation's internal control over financial reporting and our tests of its compliance with certain provisions of laws, regulations, contracts, grant agreements, and other matters. The purpose of that report is solely to describe the scope of our testing of internal control over financial reporting and compliance and the results of that testing and not to provide an opinion on the effectiveness of the School Corporation's internal control over financial reporting or on compliance. That report is an integral part of an audit performed in accordance with *Government Auditing Standards* in considering the School Corporation's internal control over financial reporting and compliance.


Paul D. Joyce, CPA
State Examiner

March 28, 2019



STATE OF INDIANA
AN EQUAL OPPORTUNITY EMPLOYER

STATE BOARD OF ACCOUNTS
302 WEST WASHINGTON STREET
ROOM E418
INDIANAPOLIS, INDIANA 46204-2769

Telephone: (317) 232-2513
Fax: (317) 232-4711
Web Site: www.in.gov/sboa

INDEPENDENT AUDITOR'S REPORT ON INTERNAL CONTROL OVER FINANCIAL REPORTING
AND ON COMPLIANCE AND OTHER MATTERS BASED ON AN AUDIT OF THE FINANCIAL
STATEMENT PERFORMED IN ACCORDANCE WITH *GOVERNMENT AUDITING STANDARDS*

TO: THE OFFICIALS OF THE VIGO COUNTY SCHOOL CORPORATION, VIGO COUNTY, INDIANA

We have audited, in accordance with auditing standards generally accepted in the United States of America and the standards applicable to financial audits contained in *Government Auditing Standards*, issued by the Comptroller General of the United States, the financial statement of the Vigo County School Corporation (School Corporation), which comprises the financial position and results of operations for the period of July 1, 2016 to June 30, 2018, and the related notes to the financial statement, and have issued our report thereon dated March 28, 2019, wherein we noted the School Corporation followed accounting practices the Indiana State Board of Accounts prescribes rather than accounting principles generally accepted in the United States of America.

Internal Control over Financial Reporting

In planning and performing our audit of the financial statement, we considered the School Corporation's internal control over financial reporting (internal control) to determine the audit procedures that are appropriate in the circumstances for the purpose of expressing our opinion on the financial statement, but not for the purpose of expressing an opinion on the effectiveness of the School Corporation's internal control. Accordingly, we do not express an opinion on the effectiveness of the School Corporation's internal control.

A deficiency in internal control exists when the design or operation of a control does not allow management or employees, in the normal course of performing their assigned functions, to prevent, or detect and correct, misstatements on a timely basis. A material weakness is a deficiency, or combination of deficiencies, in internal control, such that there is a reasonable possibility that a material misstatement of the School Corporation's financial statement will not be prevented, or detected and corrected, on a timely basis. A significant deficiency is a deficiency, or combination of deficiencies, in internal control that is less severe than a material weakness, yet important enough to merit attention by those charged with governance.

Our consideration of internal control was for the limited purpose described in the first paragraph of this section and was not designed to identify all deficiencies in internal control that might be material weaknesses or significant deficiencies and, therefore, material weaknesses or significant deficiencies may exist that were not identified. We did identify certain deficiencies in internal control, described in the accompanying Schedule of Findings and Questioned Costs as item 2018-001, that we consider to be a material weakness.

INDEPENDENT AUDITOR'S REPORT ON INTERNAL CONTROL OVER FINANCIAL REPORTING
AND ON COMPLIANCE AND OTHER MATTERS BASED ON AN AUDIT OF THE FINANCIAL
STATEMENT PERFORMED IN ACCORDANCE WITH *GOVERNMENT AUDITING STANDARDS*
(Continued)

Compliance and Other Matters


As part of obtaining reasonable assurance about whether the School Corporation's financial statement is free of material misstatement, we performed tests of its compliance with certain provisions of laws, regulations, contracts, and grant agreements, noncompliance with which could have a direct and material effect on the determination of financial statement amounts. However, providing an opinion on compliance with those provisions was not an objective of our audit and, accordingly, we do not express such an opinion. The results of our tests disclosed no instances of noncompliance or other matters that are required to be reported under *Government Auditing Standards*.

Vigo County School Corporation's Response to Findings

The School Corporation's response to the findings identified in our audit is described in the accompanying Corrective Action Plan. The School Corporation's response was not subjected to the auditing procedures applied in the audit of the financial statement and, accordingly, we express no opinion on it.

Purpose of This Report

The purpose of this report is solely to describe the scope of our testing of internal control and compliance and the results of that testing, and not to provide an opinion on the effectiveness of the School Corporation's internal control or on compliance. This report is an integral part of an audit performed in accordance with *Government Auditing Standards* in considering the School Corporation's internal control and compliance. Accordingly, this communication is not suitable for any other purpose.


Paul D. Joyce, CPA
State Examiner

March 28, 2019

(This page intentionally left blank.)

FINANCIAL STATEMENT AND ACCOMPANYING NOTES

The financial statement and accompanying notes were approved by management of the School Corporation. The financial statement and notes are presented as intended by the School Corporation.

(This page intentionally left blank.)

VIGO COUNTY SCHOOL CORPORATION
STATEMENT OF RECEIPTS, DISBURSEMENTS,
OTHER FINANCING SOURCES (USES), AND CASH AND
INVESTMENT BALANCES - REGULATORY BASIS
For the Years Ended June 30, 2017 and 2018

| Fund | Cash and Investments | | | Other Financing Sources (Uses) | Cash and Investments | | | Other Financing Sources (Uses) | Cash and Investments |
|--|----------------------|----------------|---------------|--------------------------------|----------------------|----------------|----------------|--------------------------------|----------------------|
| | 07-01-16 | Receipts | Disbursements | | 06-30-17 | Receipts | Disbursements | | |
| General | \$ 25,166,566 | \$ 104,302,670 | \$ 98,907,754 | \$ (7,347,390) | \$ 23,214,092 | \$ 106,186,473 | \$ 106,990,505 | \$ - | \$ 22,410,060 |
| Debt Service | 1,304,378 | 9,066,721 | 8,144,351 | (1,523,357) | 703,391 | 9,941,159 | 7,936,749 | (275,888) | 2,431,913 |
| Capital Projects | 4,929,720 | 11,298,090 | 12,192,199 | 862,036 | 4,897,647 | 10,917,426 | 12,572,558 | - | 3,242,515 |
| School Transportation | (13,110) | 5,586,609 | 5,916,616 | 537,376 | 194,259 | 5,730,290 | 5,924,549 | - | - |
| School Bus Replacement | 1,128,425 | 1,785,070 | 3,522,062 | 180,332 | (428,235) | 1,769,811 | 164,755 | 26,445 | 1,203,266 |
| Payroll Withholdings | 825,216 | 26,835,024 | 27,107,191 | - | 553,049 | 28,835,379 | 28,732,917 | - | 655,511 |
| Rainy Day | 199,308 | - | 466,161 | 6,000,000 | 5,733,147 | - | 2,235,665 | (531,730) | 2,965,752 |
| Construction | 93,843 | - | 93,732 | - | 111 | - | 111 | - | - |
| School Lunch | 2,491,534 | 6,372,778 | 7,042,608 | - | 1,821,704 | 7,100,197 | 7,240,152 | - | 1,681,749 |
| Prepaid Food | 5,841 | 1,514,800 | 1,578,313 | - | (57,672) | 1,355,442 | 1,256,102 | - | 41,668 |
| Textbook Rental | 740,384 | 1,630,212 | 2,642,145 | 1,325,697 | 1,054,148 | 1,256,288 | 2,522,870 | 807,618 | 595,184 |
| Self-Insurance | 8,344,304 | 16,787,188 | 17,110,647 | - | 8,020,845 | 16,206,365 | 16,895,551 | - | 7,331,659 |
| Joint Services and Supply - Other | - | 853,234 | 1,111,947 | - | (258,713) | 1,500,723 | 1,242,010 | - | - |
| Full-Day Kindergarten | 125 | - | - | - | 125 | - | 125 | - | - |
| 2016-2017 Early Intervention Grant | 69,381 | 100,098 | 100,870 | - | 68,609 | - | 68,609 | - | - |
| 2017-2018 Early Intervention Grant | - | - | - | - | - | 78,819 | 66,520 | - | 12,299 |
| Lilly CCI Grant | - | 50,000 | 28,242 | - | 21,758 | - | 19,423 | - | 2,335 |
| Pool Donations | 3,684 | 27,500 | 5,562 | - | 25,622 | 32,025 | 28,427 | - | 29,220 |
| 2017 Food Drive | - | 9,519 | 9,500 | - | 19 | 7,122 | 7,141 | - | - |
| 2012-2013 PDS-ISU | 818 | - | - | - | 818 | - | 2,537 | - | (1,719) |
| 2014-2015 PDS-ISU | 6,144 | - | 2,597 | - | 3,547 | - | 3,656 | - | (109) |
| 2015-2016 PDS-ISU | 5,221 | - | 1,702 | - | 3,519 | - | 693 | - | 2,826 |
| 2016-2017 PDS-ISU | 12,555 | 402 | 7,085 | - | 5,872 | - | 4,365 | - | 1,507 |
| 2012-2013 Lumina Grant | 2,393 | - | 2,393 | - | - | - | - | - | - |
| Project Peace | 770 | - | 175 | - | 595 | - | - | - | 595 |
| Minority Consortium | 5,082 | - | 1,146 | - | 3,936 | - | 2,273 | - | 1,663 |
| Minority Awareness | 7,459 | - | 7,459 | - | - | - | - | - | - |
| Adult Education Vouchers | 2,634 | - | - | - | 2,634 | - | - | - | 2,634 |
| 2007-2008 Project PRE | 11,831 | - | 10,173 | - | 1,658 | - | 1,658 | - | - |
| 2009-2010 Project PRE | 300 | - | 300 | - | - | - | - | - | - |
| Education Foundation Math/Science Tutoring | 915 | - | 915 | - | - | - | - | - | - |
| Gibson Foundation | 550 | - | 550 | - | - | - | - | - | - |
| Vectren Grant | 428 | - | 241 | - | 187 | - | 156 | - | 31 |
| Reading Recovery | 22,166 | 16,308 | 10,054 | - | 28,420 | 9,000 | 13,079 | - | 24,341 |
| Altrusa Grant | 787 | - | 787 | - | - | - | - | - | - |
| NEA Learn/Lead | 3,698 | - | - | - | 3,698 | - | - | - | 3,698 |
| Walmart Grant | 750 | - | 307 | - | 443 | - | 443 | - | - |
| Duke Energy SS | 504 | - | 504 | - | - | - | - | - | - |
| Dairy Dollars | - | - | - | - | - | 2,000 | - | - | 2,000 |
| SS Success Ctr | - | 7,200 | 5,217 | - | 1,983 | 13,125 | 4,203 | - | 10,905 |
| 2016-2017 VCEF Math Magic | 22,799 | - | 22,799 | - | - | - | - | - | - |
| 2017-2018 VCEF Math Magic | - | 25,000 | - | - | 25,000 | - | 25,000 | - | - |
| Kids Fit SMW | 1,672 | 20 | 989 | - | 703 | - | - | - | 703 |
| GE Volunteer Foundation | 93 | - | - | - | 93 | - | 93 | - | - |
| 2017-2018 K-Countdown | - | - | - | - | - | 37,306 | 37,663 | - | (357) |
| 2016-2017 K-Countdown | 23,038 | 12,007 | 35,045 | - | - | - | - | - | - |
| Duke Energy Grant | - | - | - | - | - | 24,395 | 8,884 | - | 15,511 |
| Altrusa Grant | - | - | - | - | - | 1,500 | 1,434 | - | 66 |
| VCEF Transport | - | - | - | - | - | 25,000 | - | - | 25,000 |
| Math Magic | 32,630 | 42 | 4,724 | - | 27,948 | - | 6,351 | - | 21,597 |
| Cultural Arts | 3,971 | 142,629 | 97,620 | - | 48,980 | 131,348 | 139,245 | - | 41,083 |

VIGO COUNTY SCHOOL CORPORATION
STATEMENT OF RECEIPTS, DISBURSEMENTS,
OTHER FINANCING SOURCES (USES), AND CASH AND
INVESTMENT BALANCES - REGULATORY BASIS
For the Years Ended June 30, 2017 and 2018

| Fund | Cash and Investments 07-01-16 | Receipts | Disbursements | Other Financing Sources (Uses) | Cash and Investments 06-30-17 | Receipts | Disbursements | Other Financing Sources (Uses) | Cash and Investments 06-30-18 |
|--|-------------------------------------|-----------|---------------|--------------------------------------|-------------------------------------|-----------|---------------|--------------------------------------|-------------------------------------|
| VCSC Aquatic Center Bricks | 17,387 | 3,922 | 2,808 | - | 18,501 | - | 754 | - | 17,747 |
| Project Aspire | 440 | - | 440 | - | - | - | - | - | - |
| 2016-2017 Performing Arts | 5,500 | - | 5,013 | - | 487 | - | 357 | - | 130 |
| 2017-2018 Performing Arts | - | 2,000 | - | - | 2,000 | 2,000 | 1,355 | - | 2,645 |
| Dollar General Grant | 15 | - | - | - | 15 | - | - | - | 15 |
| Anonymous Gift/Parent Grant | 21,369 | - | 10,763 | - | 10,606 | - | 3,600 | - | 7,006 |
| 2015-2016 VCEF Writing Tutor Grant | (2,173) | 2,173 | - | - | - | - | - | - | - |
| 2016-2017 VCEF Writing Tutor Grant | - | 10,341 | 10,283 | - | 58 | - | 58 | - | - |
| 2017-2018 VCEF Writing Tutor Grant | - | - | - | - | - | 8,729 | 11,064 | - | (2,335) |
| 2015-2016 VCEF Readlive Grant | (2,640) | 2,640 | - | - | - | - | - | - | - |
| 2016-2017 VCEF Readlive Grant | - | 10,418 | 10,418 | - | - | - | - | - | - |
| 2017-2018 VCEF Readlive Grant | - | - | - | - | - | 9,632 | 10,657 | - | (1,025) |
| VCEF - Write Teach | 4 | - | 4 | - | - | - | - | - | - |
| 2011-2012 Out of School | 98 | - | 98 | - | - | - | - | - | - |
| Work in Indiana | 7,767 | - | - | - | 7,767 | - | - | - | 7,767 |
| 2013-2014 Summer Manufacturing Camp | 30 | - | 30 | - | - | - | - | - | - |
| 2011-2012 Summer Health Camp | 280 | - | 280 | - | - | - | - | - | - |
| 2014-2015 Summer Health Camp | 346 | - | 346 | - | - | - | - | - | - |
| 2015-2016 Summer Health Camp | 32 | - | 32 | - | - | - | - | - | - |
| 2016-2017 Summer Health Camp | 3,773 | 1,412 | 5,185 | - | - | - | - | - | - |
| 2017-2018 Summer Health Camp | - | - | - | - | - | 4,663 | 4,663 | - | - |
| Tech Town USA | 9,721 | 31,073 | 12,886 | - | 27,908 | 12,808 | 7,551 | - | 33,165 |
| County Alcohol & Drug | 5,330 | - | - | - | 5,330 | - | - | - | 5,330 |
| WVCF Vike-Tykes | 979 | - | 639 | - | 340 | - | 315 | - | 25 |
| Background Checks | 901 | 12 | 48 | - | 865 | - | - | - | 865 |
| 2016-2017 Assessment Grant | 47,101 | 129,707 | 176,808 | - | - | - | - | - | - |
| 2017-2018 Assessment Grant | - | - | - | - | - | 147,704 | 147,704 | - | - |
| Tech Prep | - | 87,288 | 34,025 | - | 53,263 | 86,319 | 88,370 | - | 51,212 |
| 2016-2017 Gifted and Talented | 33,624 | 60 | 33,684 | - | - | - | - | - | - |
| CTE Action Plan | (14,429) | 71,769 | 57,340 | - | - | - | - | - | - |
| Secured Schools Safety Grant | 94,657 | 50,523 | - | - | 145,180 | 467 | 4,765 | - | 140,882 |
| Scholarships and Awards | - | 1,572,872 | 661,505 | - | 911,367 | 573,157 | 700,738 | - | 783,786 |
| Non-English Speaking Programs | - | - | - | - | - | 45,000 | 7,824 | - | 37,176 |
| 2015-2016 Non-English Speaking Programs P.L. 273-1999 | 30,523 | - | 30,523 | - | - | - | - | - | - |
| NESP Grant | - | 37,841 | 17,376 | - | 20,465 | - | 19,862 | - | 603 |
| CTE Innovative | (2,799) | 19,595 | 16,796 | - | - | - | - | - | - |
| 2015-2016 CTE Performance Grant | - | 88,396 | 82,976 | - | 5,420 | - | 180 | - | 5,240 |
| 2016-2017 CTE Performance Grant | - | 36,775 | - | - | 36,775 | 71,507 | 23,691 | - | 84,591 |
| 2017-2018 CTE Performance Grant | - | - | - | - | - | 37,079 | - | - | 37,079 |
| 2016-2017 Excel in Perform | - | 37,985 | 92,343 | - | (54,358) | 54,358 | - | - | - |
| 2017-2018 Excel in Perform | - | - | - | - | - | 67,986 | 64,784 | - | 3,202 |
| 21st Century Scholars | 210 | - | 210 | - | - | - | - | - | - |
| Work Learn Grant | - | - | 3,350 | - | (3,350) | 20,587 | 16,001 | - | 1,236 |
| WWMS Recycling | - | - | - | - | - | 4,778 | 828 | - | 3,950 |
| 2017-2018 Title I | - | - | - | - | - | 3,202,567 | 3,682,920 | - | (480,353) |
| 2015-2016 Title I | (594,690) | 1,295,519 | 700,829 | - | - | - | - | - | - |
| 2016-2017 Title I | - | 3,161,987 | 3,589,553 | - | (427,566) | 1,406,638 | 979,072 | - | - |
| 2017-2018 Title I, School Improvement - Sarah Scott MS | - | - | - | - | - | 120,716 | 190,316 | - | (69,600) |
| 2015-2016 Title I, School Improvement - Sarah Scott MS | (33,358) | 71,785 | 38,427 | - | - | - | - | - | - |
| 2016-2017 Title I, School Improvement - Sarah Scott MS | - | 180,408 | 232,611 | - | (52,203) | 67,948 | 15,745 | - | - |
| Title I School Improvement | 24,629 | - | - | - | 24,629 | - | - | - | 24,629 |

VIGO COUNTY SCHOOL CORPORATION
STATEMENT OF RECEIPTS, DISBURSEMENTS,
OTHER FINANCING SOURCES (USES), AND CASH AND
INVESTMENT BALANCES - REGULATORY BASIS
For the Years Ended June 30, 2017 and 2018

| Fund | Cash and Investments 07-01-16 | Receipts | Disbursements | Other Financing Sources (Uses) | Cash and Investments 06-30-17 | Receipts | Disbursements | Other Financing Sources (Uses) | Cash and Investments 06-30-18 |
|--|-------------------------------------|-----------------------|-----------------------|--------------------------------------|-------------------------------------|-----------------------|-----------------------|--------------------------------------|-------------------------------------|
| 2016-2017 Title I School Improvement | - | 13,788 | 13,788 | - | - | - | - | - | - |
| 2017-2018 Title I School Improvement | - | - | 1,905 | - | (1,905) | 98,815 | 96,910 | - | - |
| 2018-2019 Title I School Improvement | - | - | - | - | - | 24,647 | 53,636 | - | (28,989) |
| 2017-2018 Title I, Part D | - | - | - | - | - | 173,693 | 219,141 | - | (45,448) |
| 2015-2016 Title I, Part D | (32,881) | 129,406 | 96,525 | - | - | - | - | - | - |
| 2016-2017 Title I, Part D | - | 223,749 | 257,650 | - | (33,901) | 157,648 | 123,747 | - | - |
| Adult Basic Education | - | 126,552 | 57,599 | - | 68,953 | 28,130 | 223,013 | - | (125,930) |
| 2015-2016 Adult Education and Family Literacy, Title II | (73,564) | 148,128 | 74,564 | - | - | - | - | - | - |
| Title IV, Part A | - | - | - | - | - | 18,000 | 25,429 | - | (7,429) |
| Removal of Barriers to Handicapped | - | 48,909 | 36,002 | - | 12,907 | 76,254 | 78,782 | - | 10,379 |
| 2015-2016 Title II Eisenhower | (22,158) | 59,716 | 37,558 | - | - | - | - | - | - |
| Title II - Eisenhower - Science and Math Technology Grants | (57,350) | 122,997 | 76,732 | - | (11,085) | 82,195 | 80,743 | - | (9,633) |
| 2014-15 Title II Eisenhower Science/Math Technology Grants | (75,364) | 122,754 | 47,390 | - | - | - | - | - | - |
| 2016-17 Title II Eisenhower Science/Math Technology Grants | (60,308) | 176,595 | 143,386 | - | (27,099) | 81,850 | 83,994 | - | (29,243) |
| 2015-2016 Homeless Children | (2,917) | 14,583 | 11,666 | - | - | - | - | - | - |
| 2016-2017 Homeless Children | - | 23,877 | 27,046 | - | (3,169) | 15,849 | 12,680 | - | - |
| 2017-2018 Homeless Children | - | - | - | - | - | 21,431 | 26,833 | - | (5,402) |
| 2017-2018 Perkins Grant | - | - | - | - | - | 150,206 | 211,480 | - | (61,274) |
| 2015-2016 Perkins Grant | (29,840) | 103,049 | 73,209 | - | - | - | - | - | - |
| 2016-2017 Perkins Grant | - | 225,600 | 230,149 | - | (4,549) | 87,549 | 83,000 | - | - |
| Youthrisk Grant | 100 | - | - | - | 100 | - | - | - | 100 |
| Medicaid Reimbursement - Federal | 98,387 | 31,725 | 130,112 | - | - | 297,852 | - | - | 297,852 |
| Educating America, Title III | - | - | - | - | - | 26,030 | 36,560 | - | (10,530) |
| 2015-2016 Title II Educating America, Educate Indiana | (19,991) | 80,202 | 60,211 | - | - | - | - | - | - |
| Educate Indiana | - | 12,858 | 13,385 | - | (527) | 89,535 | 89,008 | - | - |
| Other Federal Programs | 274 | - | 274 | - | - | - | - | - | - |
| 2010-2011 Leading the Way | 74 | - | 74 | - | - | - | - | - | - |
| 2016-2017 PLTW - Bemis | - | 132,664 | 84,603 | - | 48,061 | 2,500 | 127 | - | 50,434 |
| 2017-2018 PLTW - Bemis | - | - | - | - | - | - | 13,500 | - | (13,500) |
| 2009-2010 Leading the Way | 68 | - | 68 | - | - | - | - | - | - |
| 21st Century | 139 | - | - | - | 139 | - | 139 | - | - |
| 2016-2017 21st Century | - | 122,605 | 129,181 | - | (6,576) | 13,675 | 7,099 | - | - |
| 21st Century - 4 | - | - | 11,920 | - | (11,920) | 274,487 | 309,519 | - | (46,952) |
| 21st Century - 9 | - | - | - | - | - | - | 30,324 | - | (30,324) |
| 2015-2016 21st Century | (20,505) | 57,382 | 36,877 | - | - | - | - | - | - |
| 2009-2010 Reading First | 5,199 | - | - | - | 5,199 | - | 5,199 | - | - |
| Public Charter School ESEA Title X, Part C | - | 13,803 | 14,039 | - | (236) | 35,368 | 42,976 | - | (7,844) |
| 2015-2016 Title III Language Minority | (210) | 32,066 | 31,856 | - | - | - | - | - | - |
| English Language Acquisition | - | - | - | - | - | 10,511 | 10,511 | - | - |
| Class Size Reduction | - | - | - | - | - | 456,399 | 551,192 | - | (94,793) |
| 2015-2016 Title II Class Size Reduction | (101,922) | 159,522 | 57,600 | - | - | - | - | - | - |
| 2016-2017 Class Size Reduction | - | 396,761 | 494,185 | - | (97,424) | 170,684 | 73,260 | - | - |
| 2017 GO Bond | - | - | - | - | - | 2,002,913 | 287,780 | - | 1,715,133 |
| Student Support and Academic Enrichment Program | - | - | - | - | - | 21,000 | 21,000 | - | - |
| Totals | \$ 44,720,665 | \$ 195,908,913 | \$ 194,269,865 | \$ 34,694 | \$ 46,394,407 | \$ 201,523,057 | \$ 202,937,228 | \$ 26,445 | \$ 45,006,681 |

The notes to the financial statement are an integral part of this statement.

VIGO COUNTY SCHOOL CORPORATION
NOTES TO FINANCIAL STATEMENT

Note 1. Summary of Significant Accounting Policies

A. Reporting Entity

School Corporation, as used herein, shall include, but is not limited to, the following: school townships, school towns, school cities, consolidated school corporations, joint schools, metropolitan school districts, township school districts, county schools, united schools, school districts, cooperatives, educational service centers, community schools, community school corporations, and charter schools.

The School Corporation was established under the laws of the State of Indiana. The School Corporation operates under a Board of School Trustees form of government and provides educational services.

The accompanying financial statement presents the financial information for the School Corporation.

B. Basis of Accounting

The financial statement is reported on a regulatory basis of accounting prescribed by the Indiana State Board of Accounts in accordance with state statute (IC 5-11-1-6), which is a comprehensive basis of accounting other than accounting principles generally accepted in the United States of America. The basis of accounting involves the reporting of only cash and investments and the changes therein resulting from cash inflows (receipts) and cash outflows (disbursements) reported in the period in which they occurred.

The regulatory basis of accounting differs from accounting principles generally accepted in the United States of America, in that receipts are recognized when received in cash, rather than when earned, and disbursements are recognized when paid, rather than when a liability is incurred.

C. Cash and Investments

Investments are stated at cost. Any changes in fair value of the investments are reported as receipts in the year of the sale of the investment.

D. Receipts

Receipts are presented in the aggregate on the face of the financial statement. The aggregate receipts include the following sources:

Local sources. Amounts received from taxes, revenue from local governmental units other than school corporations, transfer tuition, transportation fees, investment income, food services, School Corporation activities, revenue from community service activities, and other revenue from local sources.

Intermediate sources. Amounts received as distributions from the County for fees collected for or on behalf of the School Corporation including, but not limited to, the following: educational license plate fees, congressional interest, riverboat distributions, and other similar fees.

VIGO COUNTY SCHOOL CORPORATION
NOTES TO FINANCIAL STATEMENT
(Continued)

State sources. Amounts received as distributions from the State of Indiana that are to be used by the School Corporation for various purposes, including, but not limited to, the following: unrestricted grants, restricted grants, revenue in lieu of taxes, and revenue for or on behalf of the School Corporation.

Federal sources. Amounts received as distributions from the federal government that are to be used by the School Corporation for various purposes, including, but not limited to, the following: unrestricted grants, restricted grants, revenue in lieu of taxes, and revenue for or on behalf of the School Corporation.

Other receipts. Amounts received from various sources, including, but not limited to, the following: return of petty cash, return of cash change, insurance claims for losses, sale of securities, and other receipts not listed in another category above.

E. Disbursements

Disbursements are presented in the aggregate on the face of the financial statement. The aggregate disbursements include the following uses:

Instruction. Amounts disbursed for regular programs, special programs, adult and continuing education programs, summer school programs, enrichment programs, remediation, and payments to other governmental units.

Support services. Amounts disbursed for support services related to students, instruction, general administration, school administration, outflows for central services, operation and maintenance of plant services, and student transportation.

Noninstructional services. Amounts disbursed for food service operations and community service operations.

Facilities acquisition and construction. Amounts disbursed for the acquisition, development, construction, and improvement of new and existing facilities.

Debt service. Amounts disbursed for fixed obligations resulting from financial transactions previously entered into by the School Corporation, including: all expenditures for the reduction of the principal and interest of the School Corporation's general obligation indebtedness.

Nonprogrammed charges. Amounts disbursed for donations to foundations, securities purchased, indirect costs, scholarships, and self-insurance payments.

F. Other Financing Sources and Uses

Other financing sources and uses are presented in the aggregate on the face of the financial statement. The aggregate other financing sources and uses include the following:

Sale of capital assets. Amounts received when land, buildings, or equipment owned by the School Corporation are sold.

Transfers in. Amounts received by one fund as a result of transferring money from another fund. The transfers are used for cash flow purposes as provided by various statutory provisions.

VIGO COUNTY SCHOOL CORPORATION
NOTES TO FINANCIAL STATEMENT
(Continued)

Transfers out. Amounts paid by one fund to another fund. The transfers are used for cash flow purposes as provided by various statutory provisions.

G. Fund Accounting

Separate funds are established, maintained, and reported by the School Corporation. Each fund is used to account for amounts received from and used for specific sources and uses as determined by various regulations. Restrictions on some funds are set by statute while other funds are internally restricted by the School Corporation. The amounts accounted for in a specific fund may only be available for use for certain, legally-restricted purposes. Additionally, some funds are used to account for assets held by the School Corporation in a trustee capacity as an agent of individuals, private organizations, other funds, or other governmental units and, therefore, the funds cannot be used for any expenditures of the unit itself.

Note 2. Budgets

The operating budget is initially prepared and approved at the local level. The fiscal officer of the School Corporation submits a proposed operating budget to the governing board for the following calendar year. The budget is advertised as required by law. Prior to adopting the budget, the governing board conducts public hearings and obtains taxpayer comments. Prior to November 1, the governing board approves the budget for the next year. The budget for funds for which property taxes are levied or highway use taxes are received is subject to final approval by the Indiana Department of Local Government Finance.

Note 3. Property Taxes

Property taxes levied are collected by the County Treasurer and are scheduled to be distributed to the School Corporation in June and December; however, situations can arise which would delay the distributions. State statute (IC 6-1.1-17-16) requires the Indiana Department of Local Government Finance to establish property tax rates and levies by February 15. These rates were based upon the preceding year's lien date (March 1 in a year ending before January 1, 2016 and January 1 in a year beginning after December 31, 2015) assessed valuations adjusted for various tax credits. Taxable property is assessed at 100 percent of the true tax value (determined in accordance with rules and regulations adopted by the Indiana Department of Local Government Finance). Taxes may be paid in two equal installments which normally become delinquent if not paid by May 10 and November 10, respectively.

Note 4. Deposits and Investments

Deposits, made in accordance with state statute (IC 5-13), with financial institutions in the State of Indiana, at year end, should be entirely insured by the Federal Depository Insurance Corporation or by the Indiana Public Deposit Insurance Fund. This includes any deposit accounts issued or offered by a qualifying financial institution.

State statutes authorize the School Corporation to invest in securities including, but not limited to, the following: federal government securities, repurchase agreements, and certain money market mutual funds. Certain other statutory restrictions apply to all investments made by local governmental units.

VIGO COUNTY SCHOOL CORPORATION
NOTES TO FINANCIAL STATEMENT
(Continued)

Note 5. Risk Management

The School Corporation may be exposed to various risks of loss related to torts; theft of, damage to, and destruction of assets; errors and omissions; job-related illnesses or injuries to employees; medical benefits to employees, retirees, and dependents; and natural disasters.

These risks can be mitigated through the purchase of insurance, establishment of a self-insurance fund, and/or participation in a risk pool. The purchase of insurance transfers the risk to an independent third-party. The establishment of a self-insurance fund allows the School Corporation to set aside money for claim settlements. The self-insurance fund would be included in the financial statement. The purpose of participation in a risk pool is to provide a medium for the funding and administration of the risks.

Note 6. Pension Plans

A. Public Employees' Retirement Fund

Plan Description

The Indiana Public Employees' Retirement Fund (PERF) is a defined benefit pension plan. PERF is a cost-sharing multiple-employer public employee retirement system, which provides retirement benefits to plan members and beneficiaries. All full-time employees are eligible to participate in this defined benefit plan. State statutes (IC 5-10.2 and 5-10.3) govern, through the Indiana Public Retirement System (INPRS) Board, most requirements of the system, and give the School Corporation authority to contribute to the plan. The PERF retirement benefit consists of the pension provided by employer contributions plus an annuity provided by the member's annuity savings account. The annuity savings account consists of members' contributions, set by state statute at 3 percent of compensation, plus the interest credited to the member's account. The employer may elect to make the contributions on behalf of the member.

INPRS administers the plan and issues a publicly available financial report that includes financial statements and required supplementary information for the plan as a whole and for its participants. That report may be obtained by contacting:

Indiana Public Retirement System
One North Capitol, Suite 001
Indianapolis, IN 46204
Ph. (888) 526-1687

Funding Policy and Annual Pension Cost

The contribution requirements of the plan members for PERF are established by the Board of Trustees of INPRS.

VIGO COUNTY SCHOOL CORPORATION
NOTES TO FINANCIAL STATEMENT
(Continued)

B. Teachers' Retirement Fund

Plan Description

The Indiana Teachers' Retirement Fund (TRF) is a defined benefit pension plan. TRF is a cost-sharing multiple-employer public employee retirement system, which provides retirement benefits to plan members and beneficiaries. All employees engaged in teaching or in the supervision of teaching in the public schools of the State of Indiana are eligible to participate in TRF. State statute (IC 5-10.2) governs, through the Indiana Public Retirement System (INPRS) Board, most requirements of the system, and gives the School Corporation authority to contribute to the plan. The TRF retirement benefit consists of the pension provided by employer contributions plus an annuity provided by the member's annuity savings account. The annuity savings account consists of members' contributions, set by state statute at 3 percent of compensation, plus the interest credited to the member's account. The School Corporation may elect to make the contributions on behalf of the member.

INPRS issues a publicly available financial report that includes financial statements and required supplementary information for the TRF plan as a whole and for its participants. That report may be obtained by contacting:

Indiana Public Retirement System
One North Capitol, Suite 001
Indianapolis, IN 46204
Ph. (888) 286-3544

Funding Policy and Annual Pension Cost

The School Corporation contributes the employer's share to TRF for certified employees employed under a federally funded program and all the certified employees hired after July 1, 1995. The School Corporation currently receives partial funding, through the school funding formula, from the State of Indiana for this contribution. The employer's share of contributions for certified personnel who are not employed under a federally funded program and were hired before July 1, 1995, is considered to be an obligation of, and is paid by, the State of Indiana.

Note 7. Negative Receipts and Disbursements

The financial statement contains some disbursements which appear as negative entries. This is a result of correction of posting errors.

Note 8. Cash Balance Deficits

The financial statement contains some funds with deficits in cash. This is a result of the funds being set up for reimbursable grants. The reimbursement for expenditures made by the School Corporation were not received by June 30, 2017 and 2018.

VIGO COUNTY SCHOOL CORPORATION
 NOTES TO FINANCIAL STATEMENT
 (Continued)

Note 9. Restatements

For the year ended June 30, 2016, certain changes have been made to some of the beginning balances of the financial statement to more appropriately reflect financial activity of the School Corporation. The following schedule presents a summary of restated beginning balances:

| Fund | Balance as of June 30, 2016 | Prior Period Adjustment | Balance as of July 1, 2016 |
|--------------|-----------------------------------|----------------------------|----------------------------------|
| Prepaid Food | \$ - | \$ 5,841 | \$ 5,841 |

Note 10. Holding Corporation

The School Corporation has entered into capital leases with Sarah Scott Middle School Building Corporation. The lessor was organized as a not-for-profit corporation pursuant to state statute for the purpose of financing and constructing or reconstructing facilities for lease to the School Corporation. The lessor has been determined to be a related-party of the School Corporation. Lease payments during the years 2017 and 2018 totaled \$4,239,500 and \$4,239,500, respectively.

Note 11. Subsequent Events

On October 22, 2018, the School Board approved the General Obligation Bond of 2018 for Vigo County School Corporation for the renovation and improvement of school facilities. The estimated total project cost will be \$5,262,825 with \$5,000,000 principal and the remainder representing interest. Construction began on January 2, 2019.

Note 12. Other Postemployment Benefits

The School Corporation provides health insurance and other voluntary insurance products to eligible retirees and their spouses. These benefits pose a liability to the School Corporation for this year and in future years. Information regarding the benefits can be obtained by contacting the School Corporation.

(This page intentionally left blank.)

OTHER INFORMATION - UNAUDITED

The School Corporation's Financial Reports can be found on the Indiana Department of Education website: <http://www.doe.in.gov/finance/school-financial-reports>. This website is maintained by the Indiana Department of Education. More current financial information is available from the School Corporation Treasurer's office. Additionally, some financial information of the School Corporation can be found on the Indiana Gateway for Government Units website: <https://gateway.ifionline.org/>.

Differences may be noted between the financial information presented in the financial statement contained in this report and the financial information presented in the School Corporation's Financial Reports referenced above. These differences, if any, are due to adjustments made to the financial information during the course of the audit. This is a common occurrence in any financial statement audit. The financial information presented in this report is audited information, and the accuracy of such information can be determined by reading the opinion given in the Independent Auditor's Report.

The other information presented was approved by management of the School Corporation. It is presented as intended by the School Corporation.

VIGO COUNTY SCHOOL CORPORATION
 COMBINING SCHEDULE OF RECEIPTS, DISBURSEMENTS,
 OTHER FINANCING SOURCES (USES), AND CASH AND
 INVESTMENT BALANCES - REGULATORY BASIS
 For the Year Ended June 30, 2017

| | General | Debt Service | Capital Projects | School Transportation | School Bus Replacement | Payroll Withholdings | Rainy Day | Construction | School Lunch | Prepaid Food |
|---|---------------|--------------|------------------|-----------------------|------------------------|----------------------|--------------|--------------|--------------|--------------|
| Cash and investments - beginning | \$ 25,166,566 | \$ 1,304,378 | \$ 4,929,720 | \$ (13,110) | \$ 1,128,425 | \$ 825,216 | \$ 199,308 | \$ 93,843 | \$ 2,491,534 | \$ 5,841 |
| Receipts: | | | | | | | | | | |
| Local sources | 1,951,674 | 9,066,721 | 11,298,090 | 5,524,588 | 1,686,550 | - | - | - | 1,726,205 | - |
| Intermediate sources | 1,143 | - | - | - | - | - | - | - | - | - |
| State sources | 102,244,007 | - | - | - | - | - | - | - | - | - |
| Federal sources | - | - | - | - | - | - | - | - | 4,628,965 | - |
| Other receipts | 105,846 | - | - | 62,021 | 98,520 | 26,835,024 | - | - | 17,608 | 1,514,800 |
| Total receipts | 104,302,670 | 9,066,721 | 11,298,090 | 5,586,609 | 1,785,070 | 26,835,024 | - | - | 6,372,778 | 1,514,800 |
| Disbursements: | | | | | | | | | | |
| Instruction | 68,106,188 | - | - | - | - | - | 327,177 | - | - | - |
| Support services | 29,435,539 | - | 4,679,756 | 5,916,616 | 3,522,062 | 27,107,191 | 138,984 | - | 2,278 | - |
| Noninstructional services | 1,366,027 | - | - | - | - | - | - | - | 7,040,330 | - |
| Facilities acquisition and construction | - | - | 7,512,443 | - | - | - | - | - | - | - |
| Debt service | - | 8,144,351 | - | - | - | - | - | 93,732 | - | - |
| Nonprogrammed charges | - | - | - | - | - | - | - | - | - | 1,578,313 |
| Total disbursements | 98,907,754 | 8,144,351 | 12,192,199 | 5,916,616 | 3,522,062 | 27,107,191 | 466,161 | 93,732 | 7,042,608 | 1,578,313 |
| Excess (deficiency) of receipts over disbursements | 5,394,916 | 922,370 | (894,109) | (330,007) | (1,736,992) | (272,167) | (466,161) | (93,732) | (669,830) | (63,513) |
| Other financing sources (uses): | | | | | | | | | | |
| Sale of capital assets | - | - | - | - | 34,695 | - | - | - | - | - |
| Transfers in | 58,835 | - | 920,871 | 537,376 | 145,637 | - | 6,000,000 | - | - | - |
| Transfers out | (7,406,225) | (1,523,357) | (58,835) | - | - | - | - | - | - | - |
| Total other financing sources (uses) | (7,347,390) | (1,523,357) | 862,036 | 537,376 | 180,332 | - | 6,000,000 | - | - | - |
| Excess (deficiency) of receipts and other financing sources over disbursements and other financing uses | (1,952,474) | (600,987) | (32,073) | 207,369 | (1,556,660) | (272,167) | 5,533,839 | (93,732) | (669,830) | (63,513) |
| Cash and investments - ending | \$ 23,214,092 | \$ 703,391 | \$ 4,897,647 | \$ 194,259 | \$ (428,235) | \$ 553,049 | \$ 5,733,147 | \$ 111 | \$ 1,821,704 | \$ (57,672) |

VIGO COUNTY SCHOOL CORPORATION
 COMBINING SCHEDULE OF RECEIPTS, DISBURSEMENTS,
 OTHER FINANCING SOURCES (USES), AND CASH AND
 INVESTMENT BALANCES - REGULATORY BASIS
 For the Year Ended June 30, 2017

| | Textbook Rental | Self- Insurance | Joint Services and Supply - Other | Full- Day Kindergarten | 2016-2017 Early Intervention Grant | 2017-2018 Early Intervention Grant | Lilly CCI Grant | Pool Donations | 2017 Food Drive | 2012-2013 PDS- ISU |
|---|---------------------|---------------------|---|------------------------------|---|---|--------------------|-------------------|-----------------------|--------------------------|
| Cash and investments - beginning | \$ 740,384 | \$ 8,344,304 | \$ - | \$ 125 | \$ 69,381 | \$ - | \$ - | \$ 3,684 | \$ - | \$ 818 |
| Receipts: | | | | | | | | | | |
| Local sources | 997,574 | 16,787,188 | 853,234 | - | - | - | 50,000 | 27,500 | 9,519 | - |
| Intermediate sources | - | - | - | - | - | - | - | - | - | - |
| State sources | 632,638 | - | - | - | 100,098 | - | - | - | - | - |
| Federal sources | - | - | - | - | - | - | - | - | - | - |
| Other receipts | - | - | - | - | - | - | - | - | - | - |
| Total receipts | <u>1,630,212</u> | <u>16,787,188</u> | <u>853,234</u> | <u>-</u> | <u>100,098</u> | <u>-</u> | <u>50,000</u> | <u>27,500</u> | <u>9,519</u> | <u>-</u> |
| Disbursements: | | | | | | | | | | |
| Instruction | - | 1,196,707 | 735,870 | - | 9,171 | - | - | 5,562 | 9,500 | - |
| Support services | 2,642,145 | 5,068 | 376,077 | - | 91,699 | - | 28,242 | - | - | - |
| Noninstructional services | - | - | - | - | - | - | - | - | - | - |
| Facilities acquisition and construction | - | 2,872 | - | - | - | - | - | - | - | - |
| Debt service | - | - | - | - | - | - | - | - | - | - |
| Nonprogrammed charges | - | 15,906,000 | - | - | - | - | - | - | - | - |
| Total disbursements | <u>2,642,145</u> | <u>17,110,647</u> | <u>1,111,947</u> | <u>-</u> | <u>100,870</u> | <u>-</u> | <u>28,242</u> | <u>5,562</u> | <u>9,500</u> | <u>-</u> |
| Excess (deficiency) of receipts over disbursements | <u>(1,011,933)</u> | <u>(323,459)</u> | <u>(258,713)</u> | <u>-</u> | <u>(772)</u> | <u>-</u> | <u>21,758</u> | <u>21,938</u> | <u>19</u> | <u>-</u> |
| Other financing sources (uses): | | | | | | | | | | |
| Sale of capital assets | - | - | - | - | - | - | - | - | - | - |
| Transfers in | 1,325,697 | - | - | - | - | - | - | - | - | - |
| Transfers out | - | - | - | - | - | - | - | - | - | - |
| Total other financing sources (uses) | <u>1,325,697</u> | <u>-</u> | <u>-</u> | <u>-</u> | <u>-</u> | <u>-</u> | <u>-</u> | <u>-</u> | <u>-</u> | <u>-</u> |
| Excess (deficiency) of receipts and other financing sources over disbursements and other financing uses | <u>313,764</u> | <u>(323,459)</u> | <u>(258,713)</u> | <u>-</u> | <u>(772)</u> | <u>-</u> | <u>21,758</u> | <u>21,938</u> | <u>19</u> | <u>-</u> |
| Cash and investments - ending | <u>\$ 1,054,148</u> | <u>\$ 8,020,845</u> | <u>\$ (258,713)</u> | <u>\$ 125</u> | <u>\$ 68,609</u> | <u>\$ -</u> | <u>\$ 21,758</u> | <u>\$ 25,622</u> | <u>\$ 19</u> | <u>\$ 818</u> |

VIGO COUNTY SCHOOL CORPORATION
 COMBINING SCHEDULE OF RECEIPTS, DISBURSEMENTS,
 OTHER FINANCING SOURCES (USES), AND CASH AND
 INVESTMENT BALANCES - REGULATORY BASIS
 For the Year Ended June 30, 2017

| | 2014-2015 PDS- ISU | 2015-2016 PDS- ISU | 2016-2017 PDS- ISU | 2012-2013 Lumina Grant | Project Peace | Minority Consortium | Minority Awareness | Adult Education Vouchers | 2007-2008 Project PRE | 2009-2010 Project PRE |
|---|--------------------------|--------------------------|--------------------------|------------------------------|------------------|------------------------|-----------------------|--------------------------------|-----------------------------|-----------------------------|
| Cash and investments - beginning | \$ 6,144 | \$ 5,221 | \$ 12,555 | \$ 2,393 | \$ 770 | \$ 5,082 | \$ 7,459 | \$ 2,634 | \$ 11,831 | \$ 300 |
| Receipts: | | | | | | | | | | |
| Local sources | - | - | 402 | - | - | - | - | - | - | - |
| Intermediate sources | - | - | - | - | - | - | - | - | - | - |
| State sources | - | - | - | - | - | - | - | - | - | - |
| Federal sources | - | - | - | - | - | - | - | - | - | - |
| Other receipts | - | - | - | - | - | - | - | - | - | - |
| Total receipts | - | - | 402 | - | - | - | - | - | - | - |
| Disbursements: | | | | | | | | | | |
| Instruction | - | - | - | 41 | 175 | 1,146 | 7,459 | - | - | 300 |
| Support services | 2,597 | 1,702 | 7,085 | 2,352 | - | - | - | 10,173 | - | - |
| Noninstructional services | - | - | - | - | - | - | - | - | - | - |
| Facilities acquisition and construction | - | - | - | - | - | - | - | - | - | - |
| Debt service | - | - | - | - | - | - | - | - | - | - |
| Nonprogrammed charges | - | - | - | - | - | - | - | - | - | - |
| Total disbursements | 2,597 | 1,702 | 7,085 | 2,393 | 175 | 1,146 | 7,459 | - | 10,173 | 300 |
| Excess (deficiency) of receipts over disbursements | (2,597) | (1,702) | (6,683) | (2,393) | (175) | (1,146) | (7,459) | - | (10,173) | (300) |
| Other financing sources (uses): | | | | | | | | | | |
| Sale of capital assets | - | - | - | - | - | - | - | - | - | - |
| Transfers in | - | - | - | - | - | - | - | - | - | - |
| Transfers out | - | - | - | - | - | - | - | - | - | - |
| Total other financing sources (uses) | - | - | - | - | - | - | - | - | - | - |
| Excess (deficiency) of receipts and other financing sources over disbursements and other financing uses | (2,597) | (1,702) | (6,683) | (2,393) | (175) | (1,146) | (7,459) | - | (10,173) | (300) |
| Cash and investments - ending | \$ 3,547 | \$ 3,519 | \$ 5,872 | \$ - | \$ 595 | \$ 3,936 | \$ - | \$ 2,634 | \$ 1,658 | \$ - |

VIGO COUNTY SCHOOL CORPORATION
 COMBINING SCHEDULE OF RECEIPTS, DISBURSEMENTS,
 OTHER FINANCING SOURCES (USES), AND CASH AND
 INVESTMENT BALANCES - REGULATORY BASIS
 For the Year Ended June 30, 2017

| | Education Foundation Math/ Science Tutoring | Gibson Foundation | Vectren Grant | Reading Recovery | Altrusa Grant | NEA Learn/ Lead | Walmart Grant | Duke Energy SS | Dairy Dollars | SS Success Ctr |
|---|---|----------------------|------------------|---------------------|------------------|-----------------------|------------------|----------------------|------------------|----------------------|
| Cash and investments - beginning | \$ 915 | \$ 550 | \$ 428 | \$ 22,166 | \$ 787 | \$ 3,698 | \$ 750 | \$ 504 | \$ - | \$ - |
| Receipts: | | | | | | | | | | |
| Local sources | - | - | - | 16,308 | - | - | - | - | - | 7,200 |
| Intermediate sources | - | - | - | - | - | - | - | - | - | - |
| State sources | - | - | - | - | - | - | - | - | - | - |
| Federal sources | - | - | - | - | - | - | - | - | - | - |
| Other receipts | - | - | - | - | - | - | - | - | - | - |
| Total receipts | - | - | - | 16,308 | - | - | - | - | - | 7,200 |
| Disbursements: | | | | | | | | | | |
| Instruction | - | 550 | 241 | 6,279 | 787 | - | 307 | 504 | - | 5,217 |
| Support services | 915 | - | - | 3,775 | - | - | - | - | - | - |
| Noninstructional services | - | - | - | - | - | - | - | - | - | - |
| Facilities acquisition and construction | - | - | - | - | - | - | - | - | - | - |
| Debt service | - | - | - | - | - | - | - | - | - | - |
| Nonprogrammed charges | - | - | - | - | - | - | - | - | - | - |
| Total disbursements | 915 | 550 | 241 | 10,054 | 787 | - | 307 | 504 | - | 5,217 |
| Excess (deficiency) of receipts over disbursements | (915) | (550) | (241) | 6,254 | (787) | - | (307) | (504) | - | 1,983 |
| Other financing sources (uses): | | | | | | | | | | |
| Sale of capital assets | - | - | - | - | - | - | - | - | - | - |
| Transfers in | - | - | - | - | - | - | - | - | - | - |
| Transfers out | - | - | - | - | - | - | - | - | - | - |
| Total other financing sources (uses) | - | - | - | - | - | - | - | - | - | - |
| Excess (deficiency) of receipts and other financing sources over disbursements and other financing uses | (915) | (550) | (241) | 6,254 | (787) | - | (307) | (504) | - | 1,983 |
| Cash and investments - ending | \$ - | \$ - | \$ 187 | \$ 28,420 | \$ - | \$ 3,698 | \$ 443 | \$ - | \$ - | \$ 1,983 |

VIGO COUNTY SCHOOL CORPORATION
 COMBINING SCHEDULE OF RECEIPTS, DISBURSEMENTS,
 OTHER FINANCING SOURCES (USES), AND CASH AND
 INVESTMENT BALANCES - REGULATORY BASIS
 For the Year Ended June 30, 2017

| | 2016-2017 VCEF Math Magic | 2017-2018 VCEF Math Magic | Kids Fit SMW | GE Volunteer Foundation | 2017-2018 K- Countdown | 2016-2017 K- Countdown | Duke Energy Grant | Altrusa Grant | VCEF Transport | Math Magic |
|---|------------------------------------|------------------------------------|--------------------|-------------------------------|------------------------------|------------------------------|-------------------------|------------------|-------------------|---------------|
| Cash and investments - beginning | \$ 22,799 | \$ - | \$ 1,672 | \$ 93 | \$ - | \$ 23,038 | \$ - | \$ - | \$ - | \$ 32,630 |
| Receipts: | | | | | | | | | | |
| Local sources | - | 25,000 | 20 | - | - | 12,007 | - | - | - | 42 |
| Intermediate sources | - | - | - | - | - | - | - | - | - | - |
| State sources | - | - | - | - | - | - | - | - | - | - |
| Federal sources | - | - | - | - | - | - | - | - | - | - |
| Other receipts | - | - | - | - | - | - | - | - | - | - |
| Total receipts | - | 25,000 | 20 | - | - | 12,007 | - | - | - | 42 |
| Disbursements: | | | | | | | | | | |
| Instruction | 22,799 | - | 989 | - | - | 35,045 | - | - | - | 4,724 |
| Support services | - | - | - | - | - | - | - | - | - | - |
| Noninstructional services | - | - | - | - | - | - | - | - | - | - |
| Facilities acquisition and construction | - | - | - | - | - | - | - | - | - | - |
| Debt service | - | - | - | - | - | - | - | - | - | - |
| Nonprogrammed charges | - | - | - | - | - | - | - | - | - | - |
| Total disbursements | 22,799 | - | 989 | - | - | 35,045 | - | - | - | 4,724 |
| Excess (deficiency) of receipts over disbursements | (22,799) | 25,000 | (969) | - | - | (23,038) | - | - | - | (4,682) |
| Other financing sources (uses): | | | | | | | | | | |
| Sale of capital assets | - | - | - | - | - | - | - | - | - | - |
| Transfers in | - | - | - | - | - | - | - | - | - | - |
| Transfers out | - | - | - | - | - | - | - | - | - | - |
| Total other financing sources (uses) | - | - | - | - | - | - | - | - | - | - |
| Excess (deficiency) of receipts and other financing sources over disbursements and other financing uses | (22,799) | 25,000 | (969) | - | - | (23,038) | - | - | - | (4,682) |
| Cash and investments - ending | \$ - | \$ 25,000 | \$ 703 | \$ 93 | \$ - | \$ - | \$ - | \$ - | \$ - | \$ 27,948 |

VIGO COUNTY SCHOOL CORPORATION
 COMBINING SCHEDULE OF RECEIPTS, DISBURSEMENTS,
 OTHER FINANCING SOURCES (USES), AND CASH AND
 INVESTMENT BALANCES - REGULATORY BASIS
 For the Year Ended June 30, 2017

| | Cultural Arts | VCSC Aquatic Center Bricks | Project Aspire | 2016-2017 Performing Arts | 2017-2018 Performing Arts | Dollar General Grant | Anonymous Gift/ Parent Grant | 2015-2016 VCEF Writing Tutor Grant | 2016-2017 VCEF Writing Tutor Grant | 2017-2018 VCEF Writing Tutor Grant |
|---|------------------|-------------------------------------|-------------------|---------------------------------|---------------------------------|----------------------------|---------------------------------------|--|--|--|
| Cash and investments - beginning | \$ 3,971 | \$ 17,387 | \$ 440 | \$ 5,500 | \$ - | \$ 15 | \$ 21,369 | \$ (2,173) | \$ - | \$ - |
| Receipts: | | | | | | | | | | |
| Local sources | 142,629 | 3,922 | - | - | 2,000 | - | - | 2,173 | 10,341 | - |
| Intermediate sources | - | - | - | - | - | - | - | - | - | - |
| State sources | - | - | - | - | - | - | - | - | - | - |
| Federal sources | - | - | - | - | - | - | - | - | - | - |
| Other receipts | - | - | - | - | - | - | - | - | - | - |
| Total receipts | 142,629 | 3,922 | - | - | 2,000 | - | - | 2,173 | 10,341 | - |
| Disbursements: | | | | | | | | | | |
| Instruction | 97,620 | 2,808 | 440 | 5,013 | - | - | 10,763 | - | 10,283 | - |
| Support services | - | - | - | - | - | - | - | - | - | - |
| Noninstructional services | - | - | - | - | - | - | - | - | - | - |
| Facilities acquisition and construction | - | - | - | - | - | - | - | - | - | - |
| Debt service | - | - | - | - | - | - | - | - | - | - |
| Nonprogrammed charges | - | - | - | - | - | - | - | - | - | - |
| Total disbursements | 97,620 | 2,808 | 440 | 5,013 | - | - | 10,763 | - | 10,283 | - |
| Excess (deficiency) of receipts over disbursements | 45,009 | 1,114 | (440) | (5,013) | 2,000 | - | (10,763) | 2,173 | 58 | - |
| Other financing sources (uses): | | | | | | | | | | |
| Sale of capital assets | - | - | - | - | - | - | - | - | - | - |
| Transfers in | - | - | - | - | - | - | - | - | - | - |
| Transfers out | - | - | - | - | - | - | - | - | - | - |
| Total other financing sources (uses) | - | - | - | - | - | - | - | - | - | - |
| Excess (deficiency) of receipts and other financing sources over disbursements and other financing uses | 45,009 | 1,114 | (440) | (5,013) | 2,000 | - | (10,763) | 2,173 | 58 | - |
| Cash and investments - ending | \$ 48,980 | \$ 18,501 | \$ - | \$ 487 | \$ 2,000 | \$ 15 | \$ 10,606 | \$ - | \$ 58 | \$ - |

VIGO COUNTY SCHOOL CORPORATION
 COMBINING SCHEDULE OF RECEIPTS, DISBURSEMENTS,
 OTHER FINANCING SOURCES (USES), AND CASH AND
 INVESTMENT BALANCES - REGULATORY BASIS
 For the Year Ended June 30, 2017

| | 2015-2016 VCEF Readlive Grant | 2016-2017 VCEF Readlive Grant | 2017-2018 VCEF Readlive Grant | VCEF - Write Tech | 2011-2012 Out of School | Work in Indiana | 2013-2014 Summer Manufacturing Camp | 2011-2012 Summer Health Camp | 2014-2015 Summer Health Camp | 2015-2016 Summer Health Camp |
|---|--|--|--|-------------------------|----------------------------------|-----------------------|--|---------------------------------------|---------------------------------------|---------------------------------------|
| Cash and investments - beginning | \$ (2,640) | \$ - | \$ - | \$ 4 | \$ 98 | \$ 7,767 | \$ 30 | \$ 280 | \$ 346 | \$ 32 |
| Receipts: | | | | | | | | | | |
| Local sources | 2,640 | 10,418 | - | - | - | - | - | - | - | - |
| Intermediate sources | - | - | - | - | - | - | - | - | - | - |
| State sources | - | - | - | - | - | - | - | - | - | - |
| Federal sources | - | - | - | - | - | - | - | - | - | - |
| Other receipts | - | - | - | - | - | - | - | - | - | - |
| Total receipts | <u>2,640</u> | <u>10,418</u> | <u>-</u> | <u>-</u> | <u>-</u> | <u>-</u> | <u>-</u> | <u>-</u> | <u>-</u> | <u>-</u> |
| Disbursements: | | | | | | | | | | |
| Instruction | - | 10,418 | - | 4 | 98 | - | 30 | 280 | 346 | 32 |
| Support services | - | - | - | - | - | - | - | - | - | - |
| Noninstructional services | - | - | - | - | - | - | - | - | - | - |
| Facilities acquisition and construction | - | - | - | - | - | - | - | - | - | - |
| Debt service | - | - | - | - | - | - | - | - | - | - |
| Nonprogrammed charges | - | - | - | - | - | - | - | - | - | - |
| Total disbursements | <u>-</u> | <u>10,418</u> | <u>-</u> | <u>4</u> | <u>98</u> | <u>-</u> | <u>30</u> | <u>280</u> | <u>346</u> | <u>32</u> |
| Excess (deficiency) of receipts over disbursements | <u>2,640</u> | <u>-</u> | <u>-</u> | <u>(4)</u> | <u>(98)</u> | <u>-</u> | <u>(30)</u> | <u>(280)</u> | <u>(346)</u> | <u>(32)</u> |
| Other financing sources (uses): | | | | | | | | | | |
| Sale of capital assets | - | - | - | - | - | - | - | - | - | - |
| Transfers in | - | - | - | - | - | - | - | - | - | - |
| Transfers out | - | - | - | - | - | - | - | - | - | - |
| Total other financing sources (uses) | <u>-</u> | <u>-</u> | <u>-</u> | <u>-</u> | <u>-</u> | <u>-</u> | <u>-</u> | <u>-</u> | <u>-</u> | <u>-</u> |
| Excess (deficiency) of receipts and other financing sources over disbursements and other financing uses | <u>2,640</u> | <u>-</u> | <u>-</u> | <u>(4)</u> | <u>(98)</u> | <u>-</u> | <u>(30)</u> | <u>(280)</u> | <u>(346)</u> | <u>(32)</u> |
| Cash and investments - ending | <u>\$ -</u> | <u>\$ -</u> | <u>\$ -</u> | <u>\$ -</u> | <u>\$ -</u> | <u>\$ 7,767</u> | <u>\$ -</u> | <u>\$ -</u> | <u>\$ -</u> | <u>\$ -</u> |

VIGO COUNTY SCHOOL CORPORATION
 COMBINING SCHEDULE OF RECEIPTS, DISBURSEMENTS,
 OTHER FINANCING SOURCES (USES), AND CASH AND
 INVESTMENT BALANCES - REGULATORY BASIS
 For the Year Ended June 30, 2017

| | 2016-2017 Summer Health Camp | 2017-2018 Summer Health Camp | Tech Town USA | County Alcohol & Drug | WVCF Vike- Tykes | Background Checks | 2016-2017 Assessment Grant | 2017-2018 Assessment Grant | Tech Prep | 2016-2017 Gifted and Talented |
|---|---------------------------------------|---------------------------------------|---------------------|--------------------------------|------------------------|----------------------|----------------------------------|----------------------------------|--------------|--|
| Cash and investments - beginning | \$ 3,773 | \$ - | \$ 9,721 | \$ 5,330 | \$ 979 | \$ 901 | \$ 47,101 | \$ - | \$ - | \$ 33,624 |
| Receipts: | | | | | | | | | | |
| Local sources | 1,412 | - | 31,073 | - | - | 12 | - | - | - | 60 |
| Intermediate sources | - | - | - | - | - | - | - | - | - | - |
| State sources | - | - | - | - | - | - | 129,707 | - | 87,288 | - |
| Federal sources | - | - | - | - | - | - | - | - | - | - |
| Other receipts | - | - | - | - | - | - | - | - | - | - |
| Total receipts | 1,412 | - | 31,073 | - | - | 12 | 129,707 | - | 87,288 | 60 |
| Disbursements: | | | | | | | | | | |
| Instruction | 5,185 | - | 12,886 | - | 639 | 48 | 102,983 | - | 31,193 | 22,012 |
| Support services | - | - | - | - | - | - | 73,825 | - | 2,832 | 11,672 |
| Noninstructional services | - | - | - | - | - | - | - | - | - | - |
| Facilities acquisition and construction | - | - | - | - | - | - | - | - | - | - |
| Debt service | - | - | - | - | - | - | - | - | - | - |
| Nonprogrammed charges | - | - | - | - | - | - | - | - | - | - |
| Total disbursements | 5,185 | - | 12,886 | - | 639 | 48 | 176,808 | - | 34,025 | 33,684 |
| Excess (deficiency) of receipts over disbursements | (3,773) | - | 18,187 | - | (639) | (36) | (47,101) | - | 53,263 | (33,624) |
| Other financing sources (uses): | | | | | | | | | | |
| Sale of capital assets | - | - | - | - | - | - | - | - | - | - |
| Transfers in | - | - | - | - | - | - | - | - | - | - |
| Transfers out | - | - | - | - | - | - | - | - | - | - |
| Total other financing sources (uses) | - | - | - | - | - | - | - | - | - | - |
| Excess (deficiency) of receipts and other financing sources over disbursements and other financing uses | (3,773) | - | 18,187 | - | (639) | (36) | (47,101) | - | 53,263 | (33,624) |
| Cash and investments - ending | \$ - | \$ - | \$ 27,908 | \$ 5,330 | \$ 340 | \$ 865 | \$ - | \$ - | \$ 53,263 | \$ - |

VIGO COUNTY SCHOOL CORPORATION
 COMBINING SCHEDULE OF RECEIPTS, DISBURSEMENTS,
 OTHER FINANCING SOURCES (USES), AND CASH AND
 INVESTMENT BALANCES - REGULATORY BASIS
 For the Year Ended June 30, 2017

| | CTE Action Plan | Secured Schools Safety Grant | Scholarships and Awards | Non-English Speaking Programs | 2015-2016 Non-English Speaking Programs P.L. 273-1999 | NESP Grant | CTE Innovative | 2015-2016 CTE Performance Grant | 2016-2017 CTE Performance Grant | 2017-2018 CTE Performance Grant |
|---|-----------------------|---------------------------------------|-------------------------------|-------------------------------------|--|---------------|-------------------|--|--|--|
| Cash and investments - beginning | \$ (14,429) | \$ 94,657 | \$ - | \$ - | \$ 30,523 | \$ - | \$ (2,799) | \$ - | \$ - | \$ - |
| Receipts: | | | | | | | | | | |
| Local sources | 71,769 | 50,523 | 1,567,644 | - | - | - | - | - | - | - |
| Intermediate sources | - | - | - | - | - | - | - | - | - | - |
| State sources | - | - | 5,228 | - | - | 37,841 | 19,595 | 88,396 | 36,775 | - |
| Federal sources | - | - | - | - | - | - | - | - | - | - |
| Other receipts | - | - | - | - | - | - | - | - | - | - |
| Total receipts | <u>71,769</u> | <u>50,523</u> | <u>1,572,872</u> | <u>-</u> | <u>-</u> | <u>37,841</u> | <u>19,595</u> | <u>88,396</u> | <u>36,775</u> | <u>-</u> |
| Disbursements: | | | | | | | | | | |
| Instruction | 57,340 | - | 661,505 | - | 17,758 | 13,848 | 13,923 | 82,976 | - | - |
| Support services | - | - | - | - | 12,765 | 3,528 | 2,873 | - | - | - |
| Noninstructional services | - | - | - | - | - | - | - | - | - | - |
| Facilities acquisition and construction | - | - | - | - | - | - | - | - | - | - |
| Debt service | - | - | - | - | - | - | - | - | - | - |
| Nonprogrammed charges | - | - | - | - | - | - | - | - | - | - |
| Total disbursements | <u>57,340</u> | <u>-</u> | <u>661,505</u> | <u>-</u> | <u>30,523</u> | <u>17,376</u> | <u>16,796</u> | <u>82,976</u> | <u>-</u> | <u>-</u> |
| Excess (deficiency) of receipts over disbursements | <u>14,429</u> | <u>50,523</u> | <u>911,367</u> | <u>-</u> | <u>(30,523)</u> | <u>20,465</u> | <u>2,799</u> | <u>5,420</u> | <u>36,775</u> | <u>-</u> |
| Other financing sources (uses): | | | | | | | | | | |
| Sale of capital assets | - | - | - | - | - | - | - | - | - | - |
| Transfers in | - | - | - | - | - | - | - | - | - | - |
| Transfers out | - | - | - | - | - | - | - | - | - | - |
| Total other financing sources (uses) | <u>-</u> | <u>-</u> | <u>-</u> | <u>-</u> | <u>-</u> | <u>-</u> | <u>-</u> | <u>-</u> | <u>-</u> | <u>-</u> |
| Excess (deficiency) of receipts and other financing sources over disbursements and other financing uses | <u>14,429</u> | <u>50,523</u> | <u>911,367</u> | <u>-</u> | <u>(30,523)</u> | <u>20,465</u> | <u>2,799</u> | <u>5,420</u> | <u>36,775</u> | <u>-</u> |
| Cash and investments - ending | \$ - | \$ 145,180 | \$ 911,367 | \$ - | \$ - | \$ 20,465 | \$ - | \$ 5,420 | \$ 36,775 | \$ - |

VIGO COUNTY SCHOOL CORPORATION
 COMBINING SCHEDULE OF RECEIPTS, DISBURSEMENTS,
 OTHER FINANCING SOURCES (USES), AND CASH AND
 INVESTMENT BALANCES - REGULATORY BASIS
 For the Year Ended June 30, 2017

| | 2016-2017 Excel in Perform | 2017-2018 Excel in Perform | 21st Century Scholars | Work Learn Grant | WWMS Recycling | 2017-2018 Title I | 2015-2016 Title I | 2016-2017 Title I | 2017-2018 Title I, School Improvement - Sarah Scott MS | 2015-2016 Title I School Improvement - Sarah Scott MS |
|---|----------------------------------|----------------------------------|-----------------------------|------------------------|-------------------|----------------------|----------------------|----------------------|--|---|
| Cash and investments - beginning | \$ - | \$ - | \$ 210 | \$ - | \$ - | \$ - | \$ (594,690) | \$ - | \$ - | \$ (33,358) |
| Receipts: | | | | | | | | | | |
| Local sources | - | - | - | - | - | - | - | - | - | - |
| Intermediate sources | - | - | - | - | - | - | - | - | - | - |
| State sources | 37,985 | - | - | - | - | - | - | - | - | - |
| Federal sources | - | - | - | - | - | - | 1,295,519 | 3,161,987 | - | 71,785 |
| Other receipts | - | - | - | - | - | - | - | - | - | - |
| Total receipts | 37,985 | - | - | - | - | - | 1,295,519 | 3,161,987 | - | 71,785 |
| Disbursements: | | | | | | | | | | |
| Instruction | 92,343 | - | 210 | 3,350 | - | - | 494,891 | 3,030,803 | - | 49,452 |
| Support services | - | - | - | - | - | - | 194,750 | 531,227 | - | (11,025) |
| Noninstructional services | - | - | - | - | - | - | 11,188 | 27,523 | - | - |
| Facilities acquisition and construction | - | - | - | - | - | - | - | - | - | - |
| Debt service | - | - | - | - | - | - | - | - | - | - |
| Nonprogrammed charges | - | - | - | - | - | - | - | - | - | - |
| Total disbursements | 92,343 | - | 210 | 3,350 | - | - | 700,829 | 3,589,553 | - | 38,427 |
| Excess (deficiency) of receipts over disbursements | (54,358) | - | (210) | (3,350) | - | - | 594,690 | (427,566) | - | 33,358 |
| Other financing sources (uses): | | | | | | | | | | |
| Sale of capital assets | - | - | - | - | - | - | - | - | - | - |
| Transfers in | - | - | - | - | - | - | - | - | - | - |
| Transfers out | - | - | - | - | - | - | - | - | - | - |
| Total other financing sources (uses) | - | - | - | - | - | - | - | - | - | - |
| Excess (deficiency) of receipts and other financing sources over disbursements and other financing uses | (54,358) | - | (210) | (3,350) | - | - | 594,690 | (427,566) | - | 33,358 |
| Cash and investments - ending | \$ (54,358) | \$ - | \$ - | \$ (3,350) | \$ - | \$ - | \$ - | \$ (427,566) | \$ - | \$ - |

VIGO COUNTY SCHOOL CORPORATION
 COMBINING SCHEDULE OF RECEIPTS, DISBURSEMENTS,
 OTHER FINANCING SOURCES (USES), AND CASH AND
 INVESTMENT BALANCES - REGULATORY BASIS
 For the Year Ended June 30, 2017

| | 2016-2017 Title I School Improvement - Sarah Scott MS | Title I School Improvement | 2016-2017 Title I School Improvement | 2017-2018 Title I School Improvement | 2018-2019 Title I School Improvement | 2017-2018 Title I, Part D | 2015-2016 Title I, Part D | 2016-2017 Title I, Part D | Adult Basic Education | 2015-2016 Adult Education and Family Literacy, Title II |
|---|---|----------------------------------|---|---|---|---------------------------------|---------------------------------|---------------------------------|-----------------------------|--|
| Cash and investments - beginning | \$ - | \$ 24,629 | \$ - | \$ - | \$ - | \$ - | \$ (32,881) | \$ - | \$ - | \$ (73,564) |
| Receipts: | | | | | | | | | | |
| Local sources | - | - | - | - | - | - | - | 1,500 | - | - |
| Intermediate sources | - | - | - | - | - | - | - | - | - | - |
| State sources | - | - | - | - | - | - | - | - | - | - |
| Federal sources | 180,408 | - | 13,788 | - | - | - | 129,406 | 222,249 | 126,552 | 148,128 |
| Other receipts | - | - | - | - | - | - | - | - | - | - |
| Total receipts | 180,408 | - | 13,788 | - | - | - | 129,406 | 223,749 | 126,552 | 148,128 |
| Disbursements: | | | | | | | | | | |
| Instruction | 145,883 | - | 8,410 | 1,905 | - | - | 85,088 | 192,406 | 36,520 | 71,954 |
| Support services | 86,728 | - | 5,378 | - | - | - | 11,437 | 65,244 | 21,079 | 2,610 |
| Noninstructional services | - | - | - | - | - | - | - | - | - | - |
| Facilities acquisition and construction | - | - | - | - | - | - | - | - | - | - |
| Debt service | - | - | - | - | - | - | - | - | - | - |
| Nonprogrammed charges | - | - | - | - | - | - | - | - | - | - |
| Total disbursements | 232,611 | - | 13,788 | 1,905 | - | - | 96,525 | 257,650 | 57,599 | 74,564 |
| Excess (deficiency) of receipts over disbursements | (52,203) | - | - | (1,905) | - | - | 32,881 | (33,901) | 68,953 | 73,564 |
| Other financing sources (uses): | | | | | | | | | | |
| Sale of capital assets | - | - | - | - | - | - | - | - | - | - |
| Transfers in | - | - | - | - | - | - | - | - | - | - |
| Transfers out | - | - | - | - | - | - | - | - | - | - |
| Total other financing sources (uses) | - | - | - | - | - | - | - | - | - | - |
| Excess (deficiency) of receipts and other financing sources over disbursements and other financing uses | (52,203) | - | - | (1,905) | - | - | 32,881 | (33,901) | 68,953 | 73,564 |
| Cash and investments - ending | \$ (52,203) | \$ 24,629 | \$ - | \$ (1,905) | \$ - | \$ - | \$ - | \$ (33,901) | \$ 68,953 | \$ - |

VIGO COUNTY SCHOOL CORPORATION
 COMBINING SCHEDULE OF RECEIPTS, DISBURSEMENTS,
 OTHER FINANCING SOURCES (USES), AND CASH AND
 INVESTMENT BALANCES - REGULATORY BASIS
 For the Year Ended June 30, 2017

| | Title IV, Part A | Removal of Barriers to Handicapped | 2015-2016 Title II Eisenhower | Title II - Eisenhower - Science and Math Technology Grants | 2014-15 Title II Eisenhower Science/Math Technology Grants | 2016-17 Title II Eisenhower Science/Math Technology Grants | 2015-2016 Homeless Children | 2016-2017 Homeless Children | 2017-2018 Homeless Children | 2017-2018 Perkins Grant |
|---|---------------------|--|-------------------------------------|--|---|---|-----------------------------------|-----------------------------------|-----------------------------------|-------------------------------|
| Cash and investments - beginning | \$ - | \$ - | \$ (22,158) | \$ (57,350) | \$ (75,364) | \$ (60,308) | \$ (2,917) | \$ - | \$ - | \$ - |
| Receipts: | | | | | | | | | | |
| Local sources | - | - | - | - | - | - | - | - | - | - |
| Intermediate sources | - | - | - | - | - | - | - | - | - | - |
| State sources | - | - | - | - | - | - | - | - | - | - |
| Federal sources | - | 48,909 | 59,716 | 122,997 | 122,754 | 176,595 | 14,583 | 23,877 | - | - |
| Other receipts | - | - | - | - | - | - | - | - | - | - |
| Total receipts | - | 48,909 | 59,716 | 122,997 | 122,754 | 176,595 | 14,583 | 23,877 | - | - |
| Disbursements: | | | | | | | | | | |
| Instruction | - | 42 | 21,580 | 3,453 | - | - | 11,666 | 25,359 | - | - |
| Support services | - | 35,960 | 15,978 | 73,279 | 47,390 | 143,386 | - | 1,687 | - | - |
| Noninstructional services | - | - | - | - | - | - | - | - | - | - |
| Facilities acquisition and construction | - | - | - | - | - | - | - | - | - | - |
| Debt service | - | - | - | - | - | - | - | - | - | - |
| Nonprogrammed charges | - | - | - | - | - | - | - | - | - | - |
| Total disbursements | - | 36,002 | 37,558 | 76,732 | 47,390 | 143,386 | 11,666 | 27,046 | - | - |
| Excess (deficiency) of receipts over disbursements | - | 12,907 | 22,158 | 46,265 | 75,364 | 33,209 | 2,917 | (3,169) | - | - |
| Other financing sources (uses): | | | | | | | | | | |
| Sale of capital assets | - | - | - | - | - | - | - | - | - | - |
| Transfers in | - | - | - | - | - | - | - | - | - | - |
| Transfers out | - | - | - | - | - | - | - | - | - | - |
| Total other financing sources (uses) | - | - | - | - | - | - | - | - | - | - |
| Excess (deficiency) of receipts and other financing sources over disbursements and other financing uses | - | 12,907 | 22,158 | 46,265 | 75,364 | 33,209 | 2,917 | (3,169) | - | - |
| Cash and investments - ending | \$ - | \$ 12,907 | \$ - | \$ (11,085) | \$ - | \$ (27,099) | \$ - | \$ (3,169) | \$ - | \$ - |

VIGO COUNTY SCHOOL CORPORATION
 COMBINING SCHEDULE OF RECEIPTS, DISBURSEMENTS,
 OTHER FINANCING SOURCES (USES), AND CASH AND
 INVESTMENT BALANCES - REGULATORY BASIS
 For the Year Ended June 30, 2017

| | 2015-2016 Perkins Grant | 2016-2017 Perkins Grant | Youthrisk Grant | Medicaid Reimbursement - Federal | Educating America, Title III | 2015-2016 Title II Educating America, Educate Indiana | Educate Indiana | Other Federal Programs | 2010-2011 Leading the Way | 2016-2017 PLTW - Bemis |
|---|-------------------------------|-------------------------------|--------------------|--|------------------------------------|--|--------------------|------------------------------|---------------------------------|------------------------------|
| Cash and investments - beginning | \$ (29,840) | \$ - | \$ 100 | \$ 98,387 | \$ - | \$ (19,991) | \$ - | \$ 274 | \$ 74 | \$ - |
| Receipts: | | | | | | | | | | |
| Local sources | 583 | - | - | - | - | - | - | - | - | - |
| Intermediate sources | - | - | - | - | - | - | - | - | - | - |
| State sources | - | - | - | - | - | - | - | - | - | - |
| Federal sources | 102,466 | 225,600 | - | 31,725 | - | 80,202 | 12,858 | - | - | 132,664 |
| Other receipts | - | - | - | - | - | - | - | - | - | - |
| Total receipts | 103,049 | 225,600 | - | 31,725 | - | 80,202 | 12,858 | - | - | 132,664 |
| Disbursements: | | | | | | | | | | |
| Instruction | 69,720 | 195,858 | - | 130,112 | - | - | - | 274 | 74 | 72,003 |
| Support services | 3,489 | 34,291 | - | - | - | 60,211 | 13,385 | - | - | 12,600 |
| Noninstructional services | - | - | - | - | - | - | - | - | - | - |
| Facilities acquisition and construction | - | - | - | - | - | - | - | - | - | - |
| Debt service | - | - | - | - | - | - | - | - | - | - |
| Nonprogrammed charges | - | - | - | - | - | - | - | - | - | - |
| Total disbursements | 73,209 | 230,149 | - | 130,112 | - | 60,211 | 13,385 | 274 | 74 | 84,603 |
| Excess (deficiency) of receipts over disbursements | 29,840 | (4,549) | - | (98,387) | - | 19,991 | (527) | (274) | (74) | 48,061 |
| Other financing sources (uses): | | | | | | | | | | |
| Sale of capital assets | - | - | - | - | - | - | - | - | - | - |
| Transfers in | - | - | - | - | - | - | - | - | - | - |
| Transfers out | - | - | - | - | - | - | - | - | - | - |
| Total other financing sources (uses) | - | - | - | - | - | - | - | - | - | - |
| Excess (deficiency) of receipts and other financing sources over disbursements and other financing uses | 29,840 | (4,549) | - | (98,387) | - | 19,991 | (527) | (274) | (74) | 48,061 |
| Cash and investments - ending | \$ - | \$ (4,549) | \$ 100 | \$ - | \$ - | \$ - | \$ (527) | \$ - | \$ - | \$ 48,061 |

VIGO COUNTY SCHOOL CORPORATION
 COMBINING SCHEDULE OF RECEIPTS, DISBURSEMENTS,
 OTHER FINANCING SOURCES (USES), AND CASH AND
 INVESTMENT BALANCES - REGULATORY BASIS
 For the Year Ended June 30, 2017

| | 2017-2018 PLTW - Bemis | 2009-2010 Leading the Way | 21st Century | 2016-2017 21st Century | 21st Century - 4 | 21st Century - 9 | 2015-2016 21st Century | 2009-2010 Reading First | Public Charter School ESEA Title X, Part C | 2015-2016 Title III Language Minority |
|---|------------------------------|---------------------------------|-----------------|------------------------------|---------------------|---------------------|------------------------------|-------------------------------|--|--|
| Cash and investments - beginning | \$ - | \$ 68 | \$ 139 | \$ - | \$ - | \$ - | \$ (20,505) | \$ 5,199 | \$ - | \$ (210) |
| Receipts: | | | | | | | | | | |
| Local sources | - | - | - | - | - | - | - | - | - | 210 |
| Intermediate sources | - | - | - | - | - | - | - | - | - | - |
| State sources | - | - | - | - | - | - | - | - | - | - |
| Federal sources | - | - | - | 122,605 | - | - | 57,382 | - | 13,803 | 31,856 |
| Other receipts | - | - | - | - | - | - | - | - | - | - |
| Total receipts | - | - | - | 122,605 | - | - | 57,382 | - | 13,803 | 32,066 |
| Disbursements: | | | | | | | | | | |
| Instruction | - | 68 | - | 117,594 | 6,920 | - | 36,877 | - | 3,182 | 14,795 |
| Support services | - | - | - | 11,587 | 5,000 | - | - | - | 10,857 | 17,061 |
| Noninstructional services | - | - | - | - | - | - | - | - | - | - |
| Facilities acquisition and construction | - | - | - | - | - | - | - | - | - | - |
| Debt service | - | - | - | - | - | - | - | - | - | - |
| Nonprogrammed charges | - | - | - | - | - | - | - | - | - | - |
| Total disbursements | - | 68 | - | 129,181 | 11,920 | - | 36,877 | - | 14,039 | 31,856 |
| Excess (deficiency) of receipts over disbursements | - | (68) | - | (6,576) | (11,920) | - | 20,505 | - | (236) | 210 |
| Other financing sources (uses): | | | | | | | | | | |
| Sale of capital assets | - | - | - | - | - | - | - | - | - | - |
| Transfers in | - | - | - | - | - | - | - | - | - | - |
| Transfers out | - | - | - | - | - | - | - | - | - | - |
| Total other financing sources (uses) | - | - | - | - | - | - | - | - | - | - |
| Excess (deficiency) of receipts and other financing sources over disbursements and other financing uses | - | (68) | - | (6,576) | (11,920) | - | 20,505 | - | (236) | 210 |
| Cash and investments - ending | \$ - | \$ - | \$ 139 | \$ (6,576) | \$ (11,920) | \$ - | \$ - | \$ 5,199 | \$ (236) | \$ - |

VIGO COUNTY SCHOOL CORPORATION
 COMBINING SCHEDULE OF RECEIPTS, DISBURSEMENTS,
 OTHER FINANCING SOURCES (USES), AND CASH AND
 INVESTMENT BALANCES - REGULATORY BASIS
 For the Year Ended June 30, 2017

| | English Language Acquisition | Class Size Reduction | 2015-2016 Title II Class Size Reduction | 2016-2017 Class Size Reduction | 2017 GO Bond | Student Support and Academic Enrichment Program | Totals |
|---|------------------------------------|----------------------------|---|---|-----------------|---|---------------|
| Cash and investments - beginning | \$ - | \$ - | \$ (101,922) | \$ - | \$ - | \$ - | \$ 44,720,665 |
| Receipts: | | | | | | | |
| Local sources | - | - | - | - | - | - | 51,938,731 |
| Intermediate sources | - | - | - | - | - | - | 1,143 |
| State sources | - | - | - | - | - | - | 103,419,558 |
| Federal sources | - | - | 159,522 | 396,761 | - | - | 11,915,662 |
| Other receipts | - | - | - | - | - | - | 28,633,819 |
| Total receipts | - | - | 159,522 | 396,761 | - | - | 195,908,913 |
| Disbursements: | | | | | | | |
| Instruction | - | - | 39,757 | 494,185 | - | - | 77,093,903 |
| Support services | - | - | 17,843 | - | - | - | 75,493,183 |
| Noninstructional services | - | - | - | - | - | - | 8,445,068 |
| Facilities acquisition and construction | - | - | - | - | - | - | 7,515,315 |
| Debt service | - | - | - | - | - | - | 8,238,083 |
| Nonprogrammed charges | - | - | - | - | - | - | 17,484,313 |
| Total disbursements | - | - | 57,600 | 494,185 | - | - | 194,269,865 |
| Excess (deficiency) of receipts over disbursements | - | - | 101,922 | (97,424) | - | - | 1,639,048 |
| Other financing sources (uses): | | | | | | | |
| Sale of capital assets | - | - | - | - | - | - | 34,695 |
| Transfers in | - | - | - | - | - | - | 8,988,416 |
| Transfers out | - | - | - | - | - | - | (8,988,417) |
| Total other financing sources (uses) | - | - | - | - | - | - | 34,694 |
| Excess (deficiency) of receipts and other financing sources over disbursements and other financing uses | - | - | 101,922 | (97,424) | - | - | 1,673,742 |
| Cash and investments - ending | \$ - | \$ - | \$ - | \$ (97,424) | \$ - | \$ - | \$ 46,394,407 |

VIGO COUNTY SCHOOL CORPORATION
 COMBINING SCHEDULE OF RECEIPTS, DISBURSEMENTS,
 OTHER FINANCING SOURCES (USES), AND CASH AND
 INVESTMENT BALANCES - REGULATORY BASIS
 For the Year Ended June 30, 2018

| | General | Debt Service | Capital Projects | School Transportation | School Bus Replacement | Payroll Withholdings | Rainy Day | Construction | School Lunch | Prepaid Food |
|---|---------------|--------------|------------------|-----------------------|------------------------|----------------------|--------------|--------------|--------------|--------------|
| Cash and investments - beginning | \$ 23,214,092 | \$ 703,391 | \$ 4,897,647 | \$ 194,259 | \$ (428,235) | \$ 553,049 | \$ 5,733,147 | \$ 111 | \$ 1,821,704 | \$ (57,672) |
| Receipts: | | | | | | | | | | |
| Local sources | 2,170,806 | 9,941,159 | 10,917,426 | 5,687,190 | 1,769,811 | - | - | - | 1,542,032 | - |
| State sources | 103,914,423 | - | - | - | - | - | - | - | - | - |
| Federal sources | - | - | - | - | - | - | - | - | 5,548,996 | - |
| Other receipts | 101,244 | - | - | 43,100 | - | 28,835,379 | - | - | 9,169 | 1,355,442 |
| Total receipts | 106,186,473 | 9,941,159 | 10,917,426 | 5,730,290 | 1,769,811 | 28,835,379 | - | - | 7,100,197 | 1,355,442 |
| Disbursements: | | | | | | | | | | |
| Instruction | 74,147,670 | - | 240 | - | - | - | 1,500,270 | 111 | - | - |
| Support services | 31,282,885 | - | 5,098,437 | 5,921,037 | 163,629 | 28,732,917 | 735,395 | - | 66,018 | - |
| Noninstructional services | 1,559,950 | - | - | - | - | - | - | - | 7,174,134 | - |
| Facilities acquisition and construction | - | 4,520 | 7,473,881 | 3,512 | 1,126 | - | - | - | - | - |
| Debt service | - | 7,932,229 | - | - | - | - | - | - | - | - |
| Nonprogrammed charges | - | - | - | - | - | - | - | - | - | 1,256,102 |
| Total disbursements | 106,990,505 | 7,936,749 | 12,572,558 | 5,924,549 | 164,755 | 28,732,917 | 2,235,665 | 111 | 7,240,152 | 1,256,102 |
| Excess (deficiency) of receipts over disbursements | (804,032) | 2,004,410 | (1,655,132) | (194,259) | 1,605,056 | 102,462 | (2,235,665) | (111) | (139,955) | 99,340 |
| Other financing sources (uses): | | | | | | | | | | |
| Sale of capital assets | - | - | - | - | 26,445 | - | - | - | - | - |
| Transfers in | - | - | - | - | - | - | - | - | - | - |
| Transfers out | - | (275,888) | - | - | - | - | (531,730) | - | - | - |
| Total other financing sources (uses) | - | (275,888) | - | - | 26,445 | - | (531,730) | - | - | - |
| Excess (deficiency) of receipts and other financing sources over disbursements and other financing uses | (804,032) | 1,728,522 | (1,655,132) | (194,259) | 1,631,501 | 102,462 | (2,767,395) | (111) | (139,955) | 99,340 |
| Cash and investments - ending | \$ 22,410,060 | \$ 2,431,913 | \$ 3,242,515 | \$ - | \$ 1,203,266 | \$ 655,511 | \$ 2,965,752 | \$ - | \$ 1,681,749 | \$ 41,668 |

VIGO COUNTY SCHOOL CORPORATION
 COMBINING SCHEDULE OF RECEIPTS, DISBURSEMENTS,
 OTHER FINANCING SOURCES (USES), AND CASH AND
 INVESTMENT BALANCES - REGULATORY BASIS
 For the Year Ended June 30, 2018

| | Textbook Rental | Self- Insurance | Joint Services and Supply - Other | Full- Day Kindergarten | 2016-2017 Early Intervention Grant | 2017-2018 Early Intervention Grant | Lilly CCI Grant | Pool Donations | 2017 Food Drive | 2012-2013 PDS- ISU |
|---|--------------------|--------------------|---|------------------------------|---|---|--------------------|-------------------|-----------------------|--------------------------|
| Cash and investments - beginning | \$ 1,054,148 | \$ 8,020,845 | \$ (258,713) | \$ 125 | \$ 68,609 | \$ - | \$ 21,758 | \$ 25,622 | \$ 19 | \$ 818 |
| Receipts: | | | | | | | | | | |
| Local sources | 654,035 | 16,206,365 | 1,500,723 | - | - | - | - | 32,025 | 7,122 | - |
| State sources | 602,253 | - | - | - | - | 78,819 | - | - | - | - |
| Federal sources | - | - | - | - | - | - | - | - | - | - |
| Other receipts | - | - | - | - | - | - | - | - | - | - |
| Total receipts | 1,256,288 | 16,206,365 | 1,500,723 | - | - | 78,819 | - | 32,025 | 7,122 | - |
| Disbursements: | | | | | | | | | | |
| Instruction | - | 1,193,344 | 833,688 | 125 | 43,074 | 38,404 | - | 28,427 | 7,141 | - |
| Support services | 2,522,870 | 5,707 | 408,322 | - | 25,535 | 28,116 | 19,423 | - | - | 2,537 |
| Noninstructional services | - | - | - | - | - | - | - | - | - | - |
| Facilities acquisition and construction | - | - | - | - | - | - | - | - | - | - |
| Debt service | - | - | - | - | - | - | - | - | - | - |
| Nonprogrammed charges | - | 15,696,500 | - | - | - | - | - | - | - | - |
| Total disbursements | 2,522,870 | 16,895,551 | 1,242,010 | 125 | 68,609 | 66,520 | 19,423 | 28,427 | 7,141 | 2,537 |
| Excess (deficiency) of receipts over disbursements | (1,266,582) | (689,186) | 258,713 | (125) | (68,609) | 12,299 | (19,423) | 3,598 | (19) | (2,537) |
| Other financing sources (uses): | | | | | | | | | | |
| Sale of capital assets | - | - | - | - | - | - | - | - | - | - |
| Transfers in | 807,618 | - | - | - | - | - | - | - | - | - |
| Transfers out | - | - | - | - | - | - | - | - | - | - |
| Total other financing sources (uses) | 807,618 | - | - | - | - | - | - | - | - | - |
| Excess (deficiency) of receipts and other financing sources over disbursements and other financing uses | (458,964) | (689,186) | 258,713 | (125) | (68,609) | 12,299 | (19,423) | 3,598 | (19) | (2,537) |
| Cash and investments - ending | \$ 595,184 | \$ 7,331,659 | \$ - | \$ - | \$ - | \$ 12,299 | \$ 2,335 | \$ 29,220 | \$ - | \$ (1,719) |

VIGO COUNTY SCHOOL CORPORATION
 COMBINING SCHEDULE OF RECEIPTS, DISBURSEMENTS,
 OTHER FINANCING SOURCES (USES), AND CASH AND
 INVESTMENT BALANCES - REGULATORY BASIS
 For the Year Ended June 30, 2018

| | 2014-2015 PDS- ISU | 2015-2016 PDS- ISU | 2016-2017 PDS- ISU | 2012-2013 Lumina Grant | Project Peace | Minority Consortium | Minority Awareness | Adult Education Vouchers | 2007-2008 Project PRE | 2009-2010 Project PRE |
|---|--------------------------|--------------------------|--------------------------|------------------------------|------------------|------------------------|-----------------------|--------------------------------|-----------------------------|-----------------------------|
| Cash and investments - beginning | \$ 3,547 | \$ 3,519 | \$ 5,872 | \$ - | \$ 595 | \$ 3,936 | \$ - | \$ 2,634 | \$ 1,658 | \$ - |
| Receipts: | | | | | | | | | | |
| Local sources | - | - | - | - | - | - | - | - | - | - |
| State sources | - | - | - | - | - | - | - | - | - | - |
| Federal sources | - | - | - | - | - | - | - | - | - | - |
| Other receipts | - | - | - | - | - | - | - | - | - | - |
| Total receipts | - | - | - | - | - | - | - | - | - | - |
| Disbursements: | | | | | | | | | | |
| Instruction | - | - | - | - | - | 2,273 | - | - | - | - |
| Support services | 3,656 | 693 | 4,365 | - | - | - | - | - | 1,658 | - |
| Noninstructional services | - | - | - | - | - | - | - | - | - | - |
| Facilities acquisition and construction | - | - | - | - | - | - | - | - | - | - |
| Debt service | - | - | - | - | - | - | - | - | - | - |
| Nonprogrammed charges | - | - | - | - | - | - | - | - | - | - |
| Total disbursements | 3,656 | 693 | 4,365 | - | - | 2,273 | - | - | 1,658 | - |
| Excess (deficiency) of receipts over disbursements | (3,656) | (693) | (4,365) | - | - | (2,273) | - | - | (1,658) | - |
| Other financing sources (uses): | | | | | | | | | | |
| Sale of capital assets | - | - | - | - | - | - | - | - | - | - |
| Transfers in | - | - | - | - | - | - | - | - | - | - |
| Transfers out | - | - | - | - | - | - | - | - | - | - |
| Total other financing sources (uses) | - | - | - | - | - | - | - | - | - | - |
| Excess (deficiency) of receipts and other financing sources over disbursements and other financing uses | (3,656) | (693) | (4,365) | - | - | (2,273) | - | - | (1,658) | - |
| Cash and investments - ending | \$ (109) | \$ 2,826 | \$ 1,507 | \$ - | \$ 595 | \$ 1,663 | \$ - | \$ 2,634 | \$ - | \$ - |

VIGO COUNTY SCHOOL CORPORATION
 COMBINING SCHEDULE OF RECEIPTS, DISBURSEMENTS,
 OTHER FINANCING SOURCES (USES), AND CASH AND
 INVESTMENT BALANCES - REGULATORY BASIS
 For the Year Ended June 30, 2018

| | Education Foundation Math/ Science Tutoring | Gibson Foundation | Vectren Grant | Reading Recovery | Altrusa Grant | NEA Learn/ Lead | Walmart Grant | Duke Energy SS | Dairy Dollars | SS Success Ctr |
|---|---|----------------------|------------------|---------------------|------------------|-----------------------|------------------|----------------------|------------------|----------------------|
| Cash and investments - beginning | \$ - | \$ - | \$ 187 | \$ 28,420 | \$ - | \$ 3,698 | \$ 443 | \$ - | \$ - | \$ 1,983 |
| Receipts: | | | | | | | | | | |
| Local sources | - | - | - | 9,000 | - | - | - | - | 2,000 | 13,125 |
| State sources | - | - | - | - | - | - | - | - | - | - |
| Federal sources | - | - | - | - | - | - | - | - | - | - |
| Other receipts | - | - | - | - | - | - | - | - | - | - |
| Total receipts | - | - | - | 9,000 | - | - | - | - | 2,000 | 13,125 |
| Disbursements: | | | | | | | | | | |
| Instruction | - | - | 156 | 6,556 | - | - | 443 | - | - | 4,203 |
| Support services | - | - | - | 6,523 | - | - | - | - | - | - |
| Noninstructional services | - | - | - | - | - | - | - | - | - | - |
| Facilities acquisition and construction | - | - | - | - | - | - | - | - | - | - |
| Debt service | - | - | - | - | - | - | - | - | - | - |
| Nonprogrammed charges | - | - | - | - | - | - | - | - | - | - |
| Total disbursements | - | - | 156 | 13,079 | - | - | 443 | - | - | 4,203 |
| Excess (deficiency) of receipts over disbursements | - | - | (156) | (4,079) | - | - | (443) | - | 2,000 | 8,922 |
| Other financing sources (uses): | | | | | | | | | | |
| Sale of capital assets | - | - | - | - | - | - | - | - | - | - |
| Transfers in | - | - | - | - | - | - | - | - | - | - |
| Transfers out | - | - | - | - | - | - | - | - | - | - |
| Total other financing sources (uses) | - | - | - | - | - | - | - | - | - | - |
| Excess (deficiency) of receipts and other financing sources over disbursements and other financing uses | - | - | (156) | (4,079) | - | - | (443) | - | 2,000 | 8,922 |
| Cash and investments - ending | \$ - | \$ - | \$ 31 | \$ 24,341 | \$ - | \$ 3,698 | \$ - | \$ - | \$ 2,000 | \$ 10,905 |

VIGO COUNTY SCHOOL CORPORATION
 COMBINING SCHEDULE OF RECEIPTS, DISBURSEMENTS,
 OTHER FINANCING SOURCES (USES), AND CASH AND
 INVESTMENT BALANCES - REGULATORY BASIS
 For the Year Ended June 30, 2018

| | 2016-2017 VCEF Math Magic | 2017-2018 VCEF Math Magic | Kids Fit SMW | GE Volunteer Foundation | 2017-2018 K- Countdown | 2016-2017 K- Countdown | Duke Energy Grant | Altrusa Grant | VCEF Transport | Math Magic |
|---|------------------------------------|------------------------------------|--------------------|-------------------------------|------------------------------|------------------------------|-------------------------|------------------|-------------------|---------------|
| Cash and investments - beginning | \$ - | \$ 25,000 | \$ 703 | \$ 93 | \$ - | \$ - | \$ - | \$ - | \$ - | \$ 27,948 |
| Receipts: | | | | | | | | | | |
| Local sources | - | - | - | - | 37,306 | - | 24,395 | 1,500 | 25,000 | - |
| State sources | - | - | - | - | - | - | - | - | - | - |
| Federal sources | - | - | - | - | - | - | - | - | - | - |
| Other receipts | - | - | - | - | - | - | - | - | - | - |
| Total receipts | - | - | - | - | 37,306 | - | 24,395 | 1,500 | 25,000 | - |
| Disbursements: | | | | | | | | | | |
| Instruction | - | 17,973 | - | 93 | 37,663 | - | 8,884 | 1,434 | - | 6,351 |
| Support services | - | 7,027 | - | - | - | - | - | - | - | - |
| Noninstructional services | - | - | - | - | - | - | - | - | - | - |
| Facilities acquisition and construction | - | - | - | - | - | - | - | - | - | - |
| Debt service | - | - | - | - | - | - | - | - | - | - |
| Nonprogrammed charges | - | - | - | - | - | - | - | - | - | - |
| Total disbursements | - | 25,000 | - | 93 | 37,663 | - | 8,884 | 1,434 | - | 6,351 |
| Excess (deficiency) of receipts over disbursements | - | (25,000) | - | (93) | (357) | - | 15,511 | 66 | 25,000 | (6,351) |
| Other financing sources (uses): | | | | | | | | | | |
| Sale of capital assets | - | - | - | - | - | - | - | - | - | - |
| Transfers in | - | - | - | - | - | - | - | - | - | - |
| Transfers out | - | - | - | - | - | - | - | - | - | - |
| Total other financing sources (uses) | - | - | - | - | - | - | - | - | - | - |
| Excess (deficiency) of receipts and other financing sources over disbursements and other financing uses | - | (25,000) | - | (93) | (357) | - | 15,511 | 66 | 25,000 | (6,351) |
| Cash and investments - ending | \$ - | \$ - | \$ 703 | \$ - | \$ (357) | \$ - | \$ 15,511 | \$ 66 | \$ 25,000 | \$ 21,597 |

VIGO COUNTY SCHOOL CORPORATION
 COMBINING SCHEDULE OF RECEIPTS, DISBURSEMENTS,
 OTHER FINANCING SOURCES (USES), AND CASH AND
 INVESTMENT BALANCES - REGULATORY BASIS
 For the Year Ended June 30, 2018

| | Cultural Arts | VCSC Aquatic Center Bricks | Project Aspire | 2016-2017 Performing Arts | 2017-2018 Performing Arts | Dollar General Grant | Anonymous Gift/ Parent Grant | 2015-2016 VCEF Writing Tutor Grant | 2016-2017 VCEF Writing Tutor Grant | 2017-2018 VCEF Writing Tutor Grant |
|---|------------------|-------------------------------------|-------------------|---------------------------------|---------------------------------|----------------------------|---------------------------------------|--|--|--|
| Cash and investments - beginning | \$ 48,980 | \$ 18,501 | \$ - | \$ 487 | \$ 2,000 | \$ 15 | \$ 10,606 | \$ - | \$ 58 | \$ - |
| Receipts: | | | | | | | | | | |
| Local sources | 131,348 | - | - | - | 2,000 | - | - | - | - | 8,729 |
| State sources | - | - | - | - | - | - | - | - | - | - |
| Federal sources | - | - | - | - | - | - | - | - | - | - |
| Other receipts | - | - | - | - | - | - | - | - | - | - |
| Total receipts | 131,348 | - | - | - | 2,000 | - | - | - | - | 8,729 |
| Disbursements: | | | | | | | | | | |
| Instruction | 137,828 | 754 | - | 357 | 1,355 | - | 3,600 | - | 58 | 11,064 |
| Support services | 1,417 | - | - | - | - | - | - | - | - | - |
| Noninstructional services | - | - | - | - | - | - | - | - | - | - |
| Facilities acquisition and construction | - | - | - | - | - | - | - | - | - | - |
| Debt service | - | - | - | - | - | - | - | - | - | - |
| Nonprogrammed charges | - | - | - | - | - | - | - | - | - | - |
| Total disbursements | 139,245 | 754 | - | 357 | 1,355 | - | 3,600 | - | 58 | 11,064 |
| Excess (deficiency) of receipts over disbursements | (7,897) | (754) | - | (357) | 645 | - | (3,600) | - | (58) | (2,335) |
| Other financing sources (uses): | | | | | | | | | | |
| Sale of capital assets | - | - | - | - | - | - | - | - | - | - |
| Transfers in | - | - | - | - | - | - | - | - | - | - |
| Transfers out | - | - | - | - | - | - | - | - | - | - |
| Total other financing sources (uses) | - | - | - | - | - | - | - | - | - | - |
| Excess (deficiency) of receipts and other financing sources over disbursements and other financing uses | (7,897) | (754) | - | (357) | 645 | - | (3,600) | - | (58) | (2,335) |
| Cash and investments - ending | \$ 41,083 | \$ 17,747 | \$ - | \$ 130 | \$ 2,645 | \$ 15 | \$ 7,006 | \$ - | \$ - | \$ (2,335) |

VIGO COUNTY SCHOOL CORPORATION
 COMBINING SCHEDULE OF RECEIPTS, DISBURSEMENTS,
 OTHER FINANCING SOURCES (USES), AND CASH AND
 INVESTMENT BALANCES - REGULATORY BASIS
 For the Year Ended June 30, 2018

| | 2015-2016 VCEF Readlive Grant | 2016-2017 VCEF Readlive Grant | 2017-2018 VCEF Readlive Grant | VCEF - Write Tech | 2011-2012 Out of School | Work in Indiana | 2013-2014 Summer Manufacturing Camp | 2011-2012 Summer Health Camp | 2014-2015 Summer Health Camp | 2015-2016 Summer Health Camp |
|---|--|--|--|-------------------------|----------------------------------|-----------------------|--|---------------------------------------|---------------------------------------|---------------------------------------|
| Cash and investments - beginning | \$ - | \$ - | \$ - | \$ - | \$ - | \$ 7,767 | \$ - | \$ - | \$ - | \$ - |
| Receipts: | | | | | | | | | | |
| Local sources | - | - | 9,632 | - | - | - | - | - | - | - |
| State sources | - | - | - | - | - | - | - | - | - | - |
| Federal sources | - | - | - | - | - | - | - | - | - | - |
| Other receipts | - | - | - | - | - | - | - | - | - | - |
| Total receipts | - | - | 9,632 | - | - | - | - | - | - | - |
| Disbursements: | | | | | | | | | | |
| Instruction | - | - | 10,657 | - | - | - | - | - | - | - |
| Support services | - | - | - | - | - | - | - | - | - | - |
| Noninstructional services | - | - | - | - | - | - | - | - | - | - |
| Facilities acquisition and construction | - | - | - | - | - | - | - | - | - | - |
| Debt service | - | - | - | - | - | - | - | - | - | - |
| Nonprogrammed charges | - | - | - | - | - | - | - | - | - | - |
| Total disbursements | - | - | 10,657 | - | - | - | - | - | - | - |
| Excess (deficiency) of receipts over disbursements | - | - | (1,025) | - | - | - | - | - | - | - |
| Other financing sources (uses): | | | | | | | | | | |
| Sale of capital assets | - | - | - | - | - | - | - | - | - | - |
| Transfers in | - | - | - | - | - | - | - | - | - | - |
| Transfers out | - | - | - | - | - | - | - | - | - | - |
| Total other financing sources (uses) | - | - | - | - | - | - | - | - | - | - |
| Excess (deficiency) of receipts and other financing sources over disbursements and other financing uses | - | - | (1,025) | - | - | - | - | - | - | - |
| Cash and investments - ending | \$ - | \$ - | \$ (1,025) | \$ - | \$ - | \$ 7,767 | \$ - | \$ - | \$ - | \$ - |

VIGO COUNTY SCHOOL CORPORATION
 COMBINING SCHEDULE OF RECEIPTS, DISBURSEMENTS,
 OTHER FINANCING SOURCES (USES), AND CASH AND
 INVESTMENT BALANCES - REGULATORY BASIS
 For the Year Ended June 30, 2018

| | 2016-2017 Summer Health Camp | 2017-2018 Summer Health Camp | Tech Town USA | County Alcohol & Drug | WVCF Vike- Tykes | Background Checks | 2016-2017 Assessment Grant | 2017-2018 Assessment Grant | Tech Prep | 2016-2017 Gifted and Talented |
|---|---------------------------------------|---------------------------------------|---------------------|--------------------------------|------------------------|----------------------|----------------------------------|----------------------------------|--------------|--|
| Cash and investments - beginning | \$ - | \$ - | \$ 27,908 | \$ 5,330 | \$ 340 | \$ 865 | \$ - | \$ - | \$ 53,263 | \$ - |
| Receipts: | | | | | | | | | | |
| Local sources | - | 4,663 | 12,808 | - | - | - | - | - | 86,319 | - |
| State sources | - | - | - | - | - | - | - | 147,704 | - | - |
| Federal sources | - | - | - | - | - | - | - | - | - | - |
| Other receipts | - | - | - | - | - | - | - | - | - | - |
| Total receipts | - | 4,663 | 12,808 | - | - | - | - | 147,704 | 86,319 | - |
| Disbursements: | | | | | | | | | | |
| Instruction | - | 4,663 | 7,551 | - | 315 | - | - | - | 70,321 | - |
| Support services | - | - | - | - | - | - | - | 147,704 | 18,049 | - |
| Noninstructional services | - | - | - | - | - | - | - | - | - | - |
| Facilities acquisition and construction | - | - | - | - | - | - | - | - | - | - |
| Debt service | - | - | - | - | - | - | - | - | - | - |
| Nonprogrammed charges | - | - | - | - | - | - | - | - | - | - |
| Total disbursements | - | 4,663 | 7,551 | - | 315 | - | - | 147,704 | 88,370 | - |
| Excess (deficiency) of receipts over disbursements | - | - | 5,257 | - | (315) | - | - | - | (2,051) | - |
| Other financing sources (uses): | | | | | | | | | | |
| Sale of capital assets | - | - | - | - | - | - | - | - | - | - |
| Transfers in | - | - | - | - | - | - | - | - | - | - |
| Transfers out | - | - | - | - | - | - | - | - | - | - |
| Total other financing sources (uses) | - | - | - | - | - | - | - | - | - | - |
| Excess (deficiency) of receipts and other financing sources over disbursements and other financing uses | - | - | 5,257 | - | (315) | - | - | - | (2,051) | - |
| Cash and investments - ending | \$ - | \$ - | \$ 33,165 | \$ 5,330 | \$ 25 | \$ 865 | \$ - | \$ - | \$ 51,212 | \$ - |

VIGO COUNTY SCHOOL CORPORATION
 COMBINING SCHEDULE OF RECEIPTS, DISBURSEMENTS,
 OTHER FINANCING SOURCES (USES), AND CASH AND
 INVESTMENT BALANCES - REGULATORY BASIS
 For the Year Ended June 30, 2018

| | CTE Action Plan | Secured Schools Safety Grant | Scholarships and Awards | Non-English Speaking Programs | 2015-2016 Non-English Speaking Programs P.L. 273-1999 | NESP Grant | CTE Innovative | 2015-2016 CTE Performance Grant | 2016-2017 CTE Performance Grant | 2017-2018 CTE Performance Grant |
|---|-----------------------|---------------------------------------|-------------------------------|-------------------------------------|--|---------------|-------------------|--|--|--|
| Cash and investments - beginning | \$ - | \$ 145,180 | \$ 911,367 | \$ - | \$ - | \$ 20,465 | \$ - | \$ 5,420 | \$ 36,775 | \$ - |
| Receipts: | | | | | | | | | | |
| Local sources | - | 467 | 565,387 | - | - | - | - | - | - | - |
| State sources | - | - | 7,770 | 45,000 | - | - | - | - | 71,507 | 37,079 |
| Federal sources | - | - | - | - | - | - | - | - | - | - |
| Other receipts | - | - | - | - | - | - | - | - | - | - |
| Total receipts | - | 467 | 573,157 | 45,000 | - | - | - | - | 71,507 | 37,079 |
| Disbursements: | | | | | | | | | | |
| Instruction | - | 4,765 | 700,738 | 7,470 | - | 11,814 | - | 180 | 22,335 | - |
| Support services | - | - | - | 354 | - | 8,048 | - | - | 1,356 | - |
| Noninstructional services | - | - | - | - | - | - | - | - | - | - |
| Facilities acquisition and construction | - | - | - | - | - | - | - | - | - | - |
| Debt service | - | - | - | - | - | - | - | - | - | - |
| Nonprogrammed charges | - | - | - | - | - | - | - | - | - | - |
| Total disbursements | - | 4,765 | 700,738 | 7,824 | - | 19,862 | - | 180 | 23,691 | - |
| Excess (deficiency) of receipts over disbursements | - | (4,298) | (127,581) | 37,176 | - | (19,862) | - | (180) | 47,816 | 37,079 |
| Other financing sources (uses): | | | | | | | | | | |
| Sale of capital assets | - | - | - | - | - | - | - | - | - | - |
| Transfers in | - | - | - | - | - | - | - | - | - | - |
| Transfers out | - | - | - | - | - | - | - | - | - | - |
| Total other financing sources (uses) | - | - | - | - | - | - | - | - | - | - |
| Excess (deficiency) of receipts and other financing sources over disbursements and other financing uses | - | (4,298) | (127,581) | 37,176 | - | (19,862) | - | (180) | 47,816 | 37,079 |
| Cash and investments - ending | \$ - | \$ 140,882 | \$ 783,786 | \$ 37,176 | \$ - | \$ 603 | \$ - | \$ 5,240 | \$ 84,591 | \$ 37,079 |

VIGO COUNTY SCHOOL CORPORATION
 COMBINING SCHEDULE OF RECEIPTS, DISBURSEMENTS,
 OTHER FINANCING SOURCES (USES), AND CASH AND
 INVESTMENT BALANCES - REGULATORY BASIS
 For the Year Ended June 30, 2018

| | 2016-2017 Excel in Perform | 2017-2018 Excel in Perform | 21st Century Scholars | Work Learn Grant | WWMS Recycling | 2017-2018 Title I | 2015-2016 Title I | 2016-2017 Title I | 2017-2018 Title I, School Improvement - Sarah Scott MS | 2015-2016 Title I School Improvement - Sarah Scott MS |
|---|----------------------------------|----------------------------------|-----------------------------|------------------------|-------------------|----------------------|----------------------|----------------------|--|---|
| Cash and investments - beginning | \$ (54,358) | \$ - | \$ - | \$ (3,350) | \$ - | \$ - | \$ - | \$ (427,566) | \$ - | \$ - |
| Receipts: | | | | | | | | | | |
| Local sources | - | - | - | - | 4,778 | 1,021 | - | - | 104 | - |
| State sources | 54,358 | 67,986 | - | 20,587 | - | - | - | - | - | - |
| Federal sources | - | - | - | - | - | 3,201,546 | - | 1,406,638 | 120,612 | - |
| Other receipts | - | - | - | - | - | - | - | - | - | - |
| Total receipts | 54,358 | 67,986 | - | 20,587 | 4,778 | 3,202,567 | - | 1,406,638 | 120,716 | - |
| Disbursements: | | | | | | | | | | |
| Instruction | - | 64,784 | - | 16,001 | 828 | 3,236,894 | - | 766,820 | 7,543 | - |
| Support services | - | - | - | - | - | 423,917 | - | 195,832 | 182,773 | - |
| Noninstructional services | - | - | - | - | - | 22,109 | - | 16,420 | - | - |
| Facilities acquisition and construction | - | - | - | - | - | - | - | - | - | - |
| Debt service | - | - | - | - | - | - | - | - | - | - |
| Nonprogrammed charges | - | - | - | - | - | - | - | - | - | - |
| Total disbursements | - | 64,784 | - | 16,001 | 828 | 3,682,920 | - | 979,072 | 190,316 | - |
| Excess (deficiency) of receipts over disbursements | 54,358 | 3,202 | - | 4,586 | 3,950 | (480,353) | - | 427,566 | (69,600) | - |
| Other financing sources (uses): | | | | | | | | | | |
| Sale of capital assets | - | - | - | - | - | - | - | - | - | - |
| Transfers in | - | - | - | - | - | - | - | - | - | - |
| Transfers out | - | - | - | - | - | - | - | - | - | - |
| Total other financing sources (uses) | - | - | - | - | - | - | - | - | - | - |
| Excess (deficiency) of receipts and other financing sources over disbursements and other financing uses | 54,358 | 3,202 | - | 4,586 | 3,950 | (480,353) | - | 427,566 | (69,600) | - |
| Cash and investments - ending | \$ - | \$ 3,202 | \$ - | \$ 1,236 | \$ 3,950 | \$ (480,353) | \$ - | \$ - | \$ (69,600) | \$ - |

VIGO COUNTY SCHOOL CORPORATION
 COMBINING SCHEDULE OF RECEIPTS, DISBURSEMENTS,
 OTHER FINANCING SOURCES (USES), AND CASH AND
 INVESTMENT BALANCES - REGULATORY BASIS
 For the Year Ended June 30, 2018

| | 2016-2017 Title I School Improvement - Sarah Scott MS | Title I School Improvement | 2016-2017 Title I School Improvement | 2017-2018 Title I School Improvement | 2018-2019 Title I School Improvement | 2017-2018 Title I, Part D | 2015-2016 Title I, Part D | 2016-2017 Title I, Part D | Adult Basic Education | 2015-2016 Adult Education and Family Literacy, Title II |
|---|---|----------------------------------|---|---|---|---------------------------------|---------------------------------|---------------------------------|-----------------------------|--|
| Cash and investments - beginning | \$ (52,203) | \$ 24,629 | \$ - | \$ (1,905) | \$ - | \$ - | \$ - | \$ (33,901) | \$ 68,953 | \$ - |
| Receipts: | | | | | | | | | | |
| Local sources | - | - | - | - | - | 29 | - | - | 54,625 | - |
| State sources | - | - | - | - | - | - | - | - | - | - |
| Federal sources | 67,948 | - | - | 98,815 | 24,647 | 173,664 | - | 157,648 | (26,495) | - |
| Other receipts | - | - | - | - | - | - | - | - | - | - |
| Total receipts | 67,948 | - | - | 98,815 | 24,647 | 173,693 | - | 157,648 | 28,130 | - |
| Disbursements: | | | | | | | | | | |
| Instruction | (4,438) | - | - | 88,465 | 42,459 | 169,140 | - | 92,645 | 202,646 | - |
| Support services | 20,183 | - | - | 6,031 | 11,177 | 50,001 | - | 31,102 | 20,367 | - |
| Noninstructional services | - | - | - | 2,414 | - | - | - | - | - | - |
| Facilities acquisition and construction | - | - | - | - | - | - | - | - | - | - |
| Debt service | - | - | - | - | - | - | - | - | - | - |
| Nonprogrammed charges | - | - | - | - | - | - | - | - | - | - |
| Total disbursements | 15,745 | - | - | 96,910 | 53,636 | 219,141 | - | 123,747 | 223,013 | - |
| Excess (deficiency) of receipts over disbursements | 52,203 | - | - | 1,905 | (28,989) | (45,448) | - | 33,901 | (194,883) | - |
| Other financing sources (uses): | | | | | | | | | | |
| Sale of capital assets | - | - | - | - | - | - | - | - | - | - |
| Transfers in | - | - | - | - | - | - | - | - | - | - |
| Transfers out | - | - | - | - | - | - | - | - | - | - |
| Total other financing sources (uses) | - | - | - | - | - | - | - | - | - | - |
| Excess (deficiency) of receipts and other financing sources over disbursements and other financing uses | 52,203 | - | - | 1,905 | (28,989) | (45,448) | - | 33,901 | (194,883) | - |
| Cash and investments - ending | \$ - | \$ 24,629 | \$ - | \$ - | \$ (28,989) | \$ (45,448) | \$ - | \$ - | \$ (125,930) | \$ - |

VIGO COUNTY SCHOOL CORPORATION
 COMBINING SCHEDULE OF RECEIPTS, DISBURSEMENTS,
 OTHER FINANCING SOURCES (USES), AND CASH AND
 INVESTMENT BALANCES - REGULATORY BASIS
 For the Year Ended June 30, 2018

| | Title IV, Part A | Removal of Barriers to Handicapped | 2015-2016 Title II Eisenhower | Title II - Eisenhower - Science and Math Technology Grants | 2014-15 Title II Eisenhower Science/Math Technology Grants | 2016-17 Title II Eisenhower Science/Math Technology Grants | 2015-2016 Homeless Children | 2016-2017 Homeless Children | 2017-2018 Homeless Children | 2017-2018 Perkins Grant |
|---|---------------------|--|-------------------------------------|--|---|---|-----------------------------------|-----------------------------------|-----------------------------------|-------------------------------|
| Cash and investments - beginning | \$ - | \$ 12,907 | \$ - | \$ (11,085) | \$ - | \$ (27,099) | \$ - | \$ (3,169) | \$ - | \$ - |
| Receipts: | | | | | | | | | | |
| Local sources | 18,000 | - | - | - | - | - | - | - | - | - |
| State sources | - | - | - | - | - | - | - | - | - | - |
| Federal sources | - | 76,254 | - | 82,195 | - | 81,850 | - | 15,849 | 21,431 | 150,206 |
| Other receipts | - | - | - | - | - | - | - | - | - | - |
| Total receipts | 18,000 | 76,254 | - | 82,195 | - | 81,850 | - | 15,849 | 21,431 | 150,206 |
| Disbursements: | | | | | | | | | | |
| Instruction | - | 22,302 | - | 4,806 | - | 4,011 | - | 12,680 | 24,493 | 176,479 |
| Support services | 25,429 | 56,480 | - | 75,937 | - | 79,983 | - | - | 2,340 | 35,001 |
| Noninstructional services | - | - | - | - | - | - | - | - | - | - |
| Facilities acquisition and construction | - | - | - | - | - | - | - | - | - | - |
| Debt service | - | - | - | - | - | - | - | - | - | - |
| Nonprogrammed charges | - | - | - | - | - | - | - | - | - | - |
| Total disbursements | 25,429 | 78,782 | - | 80,743 | - | 83,994 | - | 12,680 | 26,833 | 211,480 |
| Excess (deficiency) of receipts over disbursements | (7,429) | (2,528) | - | 1,452 | - | (2,144) | - | 3,169 | (5,402) | (61,274) |
| Other financing sources (uses): | | | | | | | | | | |
| Sale of capital assets | - | - | - | - | - | - | - | - | - | - |
| Transfers in | - | - | - | - | - | - | - | - | - | - |
| Transfers out | - | - | - | - | - | - | - | - | - | - |
| Total other financing sources (uses) | - | - | - | - | - | - | - | - | - | - |
| Excess (deficiency) of receipts and other financing sources over disbursements and other financing uses | (7,429) | (2,528) | - | 1,452 | - | (2,144) | - | 3,169 | (5,402) | (61,274) |
| Cash and investments - ending | \$ (7,429) | \$ 10,379 | \$ - | \$ (9,633) | \$ - | \$ (29,243) | \$ - | \$ - | \$ (5,402) | \$ (61,274) |

VIGO COUNTY SCHOOL CORPORATION
 COMBINING SCHEDULE OF RECEIPTS, DISBURSEMENTS,
 OTHER FINANCING SOURCES (USES), AND CASH AND
 INVESTMENT BALANCES - REGULATORY BASIS
 For the Year Ended June 30, 2018

| | 2015-2016 Perkins Grant | 2016-2017 Perkins Grant | Youthrisk Grant | Medicaid Reimbursement - Federal | Educating America, Title III | 2015-2016 Title II Educating America, Educate Indiana | Educate Indiana | Other Federal Programs | 2010-2011 Leading the Way | 2016-2017 PLTW - Bemis |
|---|-------------------------------|-------------------------------|--------------------|--|------------------------------------|--|--------------------|------------------------------|---------------------------------|------------------------------|
| Cash and investments - beginning | \$ - | \$ (4,549) | \$ 100 | \$ - | \$ - | \$ - | \$ (527) | \$ - | \$ - | \$ 48,061 |
| Receipts: | | | | | | | | | | |
| Local sources | - | - | - | - | - | - | - | - | - | - |
| State sources | - | - | - | - | - | - | - | - | - | - |
| Federal sources | - | 87,549 | - | 297,852 | 26,030 | - | 89,535 | - | - | 2,500 |
| Other receipts | - | - | - | - | - | - | - | - | - | - |
| Total receipts | - | 87,549 | - | 297,852 | 26,030 | - | 89,535 | - | - | 2,500 |
| Disbursements: | | | | | | | | | | |
| Instruction | - | 75,161 | - | - | - | - | - | - | - | 127 |
| Support services | - | 7,839 | - | - | 36,560 | - | 89,008 | - | - | - |
| Noninstructional services | - | - | - | - | - | - | - | - | - | - |
| Facilities acquisition and construction | - | - | - | - | - | - | - | - | - | - |
| Debt service | - | - | - | - | - | - | - | - | - | - |
| Nonprogrammed charges | - | - | - | - | - | - | - | - | - | - |
| Total disbursements | - | 83,000 | - | - | 36,560 | - | 89,008 | - | - | 127 |
| Excess (deficiency) of receipts over disbursements | - | 4,549 | - | 297,852 | (10,530) | - | 527 | - | - | 2,373 |
| Other financing sources (uses): | | | | | | | | | | |
| Sale of capital assets | - | - | - | - | - | - | - | - | - | - |
| Transfers in | - | - | - | - | - | - | - | - | - | - |
| Transfers out | - | - | - | - | - | - | - | - | - | - |
| Total other financing sources (uses) | - | - | - | - | - | - | - | - | - | - |
| Excess (deficiency) of receipts and other financing sources over disbursements and other financing uses | - | 4,549 | - | 297,852 | (10,530) | - | 527 | - | - | 2,373 |
| Cash and investments - ending | \$ - | \$ - | \$ 100 | \$ 297,852 | \$ (10,530) | \$ - | \$ - | \$ - | \$ - | \$ 50,434 |

VIGO COUNTY SCHOOL CORPORATION
 COMBINING SCHEDULE OF RECEIPTS, DISBURSEMENTS,
 OTHER FINANCING SOURCES (USES), AND CASH AND
 INVESTMENT BALANCES - REGULATORY BASIS
 For the Year Ended June 30, 2018

| | 2017-2018 PLTW - Bemis | 2009-2010 Leading the Way | 21st Century | 2016-2017 21st Century | 21st Century - 4 | 21st Century - 9 | 2015-2016 21st Century | 2009-2010 Reading First | Public Charter School ESEA Title X, Part C | 2015-2016 Title III Language Minority |
|---|------------------------------|---------------------------------|-----------------|------------------------------|---------------------|---------------------|------------------------------|-------------------------------|--|--|
| Cash and investments - beginning | \$ - | \$ - | \$ 139 | \$ (6,576) | \$ (11,920) | \$ - | \$ - | \$ 5,199 | \$ (236) | \$ - |
| Receipts: | | | | | | | | | | |
| Local sources | - | - | - | - | - | - | - | - | - | - |
| State sources | - | - | - | - | - | - | - | - | - | - |
| Federal sources | - | - | - | 13,675 | 274,487 | - | - | - | 35,368 | - |
| Other receipts | - | - | - | - | - | - | - | - | - | - |
| Total receipts | - | - | - | 13,675 | 274,487 | - | - | - | 35,368 | - |
| Disbursements: | | | | | | | | | | |
| Instruction | 13,500 | - | 139 | 6,922 | 299,840 | 30,324 | - | 5,199 | 30,777 | - |
| Support services | - | - | - | 177 | 9,679 | - | - | - | 12,199 | - |
| Noninstructional services | - | - | - | - | - | - | - | - | - | - |
| Facilities acquisition and construction | - | - | - | - | - | - | - | - | - | - |
| Debt service | - | - | - | - | - | - | - | - | - | - |
| Nonprogrammed charges | - | - | - | - | - | - | - | - | - | - |
| Total disbursements | 13,500 | - | 139 | 7,099 | 309,519 | 30,324 | - | 5,199 | 42,976 | - |
| Excess (deficiency) of receipts over disbursements | (13,500) | - | (139) | 6,576 | (35,032) | (30,324) | - | (5,199) | (7,608) | - |
| Other financing sources (uses): | | | | | | | | | | |
| Sale of capital assets | - | - | - | - | - | - | - | - | - | - |
| Transfers in | - | - | - | - | - | - | - | - | - | - |
| Transfers out | - | - | - | - | - | - | - | - | - | - |
| Total other financing sources (uses) | - | - | - | - | - | - | - | - | - | - |
| Excess (deficiency) of receipts and other financing sources over disbursements and other financing uses | (13,500) | - | (139) | 6,576 | (35,032) | (30,324) | - | (5,199) | (7,608) | - |
| Cash and investments - ending | \$ (13,500) | \$ - | \$ - | \$ - | \$ (46,952) | \$ (30,324) | \$ - | \$ - | \$ (7,844) | \$ - |

VIGO COUNTY SCHOOL CORPORATION
 COMBINING SCHEDULE OF RECEIPTS, DISBURSEMENTS,
 OTHER FINANCING SOURCES (USES), AND CASH AND
 INVESTMENT BALANCES - REGULATORY BASIS
 For the Year Ended June 30, 2018

| | English Language Acquisition | Class Size Reduction | 2015-2016 Title II Size Reduction | 2016-2017 Class Size Reduction | 2017 GO Bond | Student Support and Academic Enrichment Program | Totals |
|---|------------------------------------|----------------------------|--|---|-----------------|---|---------------|
| Cash and investments - beginning | \$ - | \$ - | \$ - | \$ (97,424) | \$ - | \$ - | \$ 46,394,407 |
| Receipts: | | | | | | | |
| Local sources | - | 1,921 | - | - | 2,002,913 | 21,000 | 53,466,764 |
| State sources | - | - | - | - | - | - | 105,047,486 |
| Federal sources | 10,511 | 454,478 | - | 170,684 | - | - | 12,664,473 |
| Other receipts | - | - | - | - | - | - | 30,344,334 |
| Total receipts | 10,511 | 456,399 | - | 170,684 | 2,002,913 | 21,000 | 201,523,057 |
| Disbursements: | | | | | | | |
| Instruction | 59 | 551,192 | - | 73,260 | - | - | 84,889,406 |
| Support services | 10,452 | - | - | - | 47 | - | 76,596,192 |
| Noninstructional services | - | - | - | - | - | - | 8,775,027 |
| Facilities acquisition and construction | - | - | - | - | 287,733 | 21,000 | 7,791,772 |
| Debt service | - | - | - | - | - | - | 7,932,229 |
| Nonprogrammed charges | - | - | - | - | - | - | 16,952,602 |
| Total disbursements | 10,511 | 551,192 | - | 73,260 | 287,780 | 21,000 | 202,937,228 |
| Excess (deficiency) of receipts over disbursements | - | (94,793) | - | 97,424 | 1,715,133 | - | (1,414,171) |
| Other financing sources (uses): | | | | | | | |
| Sale of capital assets | - | - | - | - | - | - | 26,445 |
| Transfers in | - | - | - | - | - | - | 807,618 |
| Transfers out | - | - | - | - | - | - | (807,618) |
| Total other financing sources (uses) | - | - | - | - | - | - | 26,445 |
| Excess (deficiency) of receipts and other financing sources over disbursements and other financing uses | - | (94,793) | - | 97,424 | 1,715,133 | - | (1,387,726) |
| Cash and investments - ending | \$ - | \$ (94,793) | \$ - | \$ - | \$ 1,715,133 | \$ - | \$ 45,006,681 |

(This page intentionally left blank.)

VIGO COUNTY SCHOOL CORPORATION
SCHEDULE OF PAYABLES AND RECEIVABLES
June 30, 2018

| <u>Government or Enterprise</u> | <u>Accounts Payable</u> | <u>Accounts Receivable</u> |
|---------------------------------|-----------------------------|--------------------------------|
| Governmental activities | <u>\$ 642,342</u> | <u>\$ 671,680</u> |

VIGO COUNTY SCHOOL CORPORATION
SCHEDULE OF LEASES AND DEBT
June 30, 2018

| Lessor | Purpose | Annual Lease Payment | Lease Beginning Date | Lease Ending Date |
|--|--|----------------------------|----------------------------|-------------------------|
| Governmental activities: | | | | |
| Ricoh USA Inc. | Multi-Function Device Lease | \$ 1,560 | 6/30/2017 | 5/31/2022 |
| Sarah Scott Middle School Building Corporation | 2015 Refunding Bonds (Refunding of 2005) | 1,005,500 | 12/31/2015 | 12/31/2018 |
| Sarah Scott Middle School Building Corporation | Buildings and Renovations | 2,663,750 | 12/20/2017 | 1/10/2027 |
| Wells Fargo Financial Services | Multi-Function Device Lease | <u>82,404</u> | 6/1/2017 | 5/31/2022 |
| Total governmental activities | | <u>3,753,214</u> | | |
| Total of annual lease payments | | <u>\$ 3,753,214</u> | | |

| Type | Description of Debt Purpose | Ending Principal Balance | Principal and Interest Due Within One Year |
|-------------------------------|---------------------------------------|--------------------------------|---|
| Governmental activities: | | | |
| General obligation bonds | 2014 General Obligation Bonds | \$ 6,085,000 | \$ 3,520,944 |
| General obligation bonds | 2017 General Obligation Bonds | 2,000,000 | 610,000 |
| Notes and loans payable | Energy Conservation Project Phase VI | 4,245,490 | 547,279 |
| Notes and loans payable | Energy Conservation Projects Phase IV | 2,120,990 | 335,771 |
| Notes and loans payable | Energy Conservation Projects Phase V | <u>3,216,119</u> | <u>353,838</u> |
| Total governmental activities | | <u>17,667,599</u> | <u>5,367,832</u> |
| Totals | | <u>\$ 17,667,599</u> | <u>\$ 5,367,832</u> |

VIGO COUNTY SCHOOL CORPORATION
 SCHEDULE OF CAPITAL ASSETS
 June 30, 2018

Capital assets are reported at actual or estimated historical cost based on appraisals or deflated current replacement cost. Contributed or donated assets are reported at estimated fair value at the time received.

| | <u>Ending Balance</u> |
|------------------------------------|------------------------------|
| Governmental activities: | |
| Land | \$ 6,388,399 |
| Buildings | 354,357,629 |
| Improvements other than buildings | 27,135,315 |
| Machinery, equipment, and vehicles | <u>33,630,540</u> |
| Total governmental activities | <u>421,511,883</u> |
| Total capital assets | <u><u>\$ 421,511,883</u></u> |

(This page intentionally left blank.)

SUPPLEMENTAL AUDIT OF
FEDERAL AWARDS



STATE OF INDIANA
AN EQUAL OPPORTUNITY EMPLOYER

STATE BOARD OF ACCOUNTS
302 WEST WASHINGTON STREET
ROOM E418
INDIANAPOLIS, INDIANA 46204-2769

Telephone: (317) 232-2513
Fax: (317) 232-4711
Web Site: www.in.gov/sboa

INDEPENDENT AUDITOR'S REPORT ON COMPLIANCE FOR EACH MAJOR FEDERAL
PROGRAM AND ON INTERNAL CONTROL OVER COMPLIANCE

TO: THE OFFICIALS OF THE VIGO COUNTY SCHOOL CORPORATION, VIGO COUNTY, INDIANA

Report on Compliance for Each Major Federal Program

We have audited the Vigo County School Corporation's (School Corporation) compliance with the types of compliance requirements described in the *OMB Compliance Supplement* that could have a direct and material effect on each of its major federal programs for the period of July 1, 2016 to June 30, 2018. The School Corporation's major federal programs are identified in the Summary of Auditor's Results section of the accompanying Schedule of Findings and Questioned Costs.

Management's Responsibility

Management is responsible for compliance with federal statutes, regulations, and the terms and conditions of its federal awards applicable to its federal programs.

Auditor's Responsibility

Our responsibility is to express an opinion on compliance for each of the School Corporation's major federal programs based on our audit of the types of compliance requirements referred to above. We conducted our audit of compliance in accordance with auditing standards generally accepted in the United States of America; the standards applicable to financial audits contained in *Government Auditing Standards*, issued by the Comptroller General of the United States; and the audit requirements of Title 2 U.S. *Code of Federal Regulations* Part 200, *Uniform Administrative Requirements, Cost Principles, and Audit Requirements for Federal Awards* (Uniform Guidance). Those standards and the Uniform Guidance require that we plan and perform the audit to obtain reasonable assurance about whether noncompliance with the types of compliance requirements referred to above that could have a direct and material effect on a major federal program occurred. An audit includes examining, on a test basis, evidence about the School Corporation's compliance with those requirements and performing such other procedures as we considered necessary in the circumstances.

We believe that our audit provides a reasonable basis for our opinion on compliance for each major federal program. However, our audit does not provide a legal determination of the School Corporation's compliance.

Opinion on Each Major Federal Program

In our opinion, the School Corporation complied, in all material respects, with the types of compliance requirements referred to above that could have a direct and material effect on each of its major federal programs for the period of July 1, 2016 to June 30, 2018.

INDEPENDENT AUDITOR'S REPORT ON COMPLIANCE FOR EACH MAJOR FEDERAL
PROGRAM AND ON INTERNAL CONTROL OVER COMPLIANCE
(Continued)

Other Matters

The results of our auditing procedures disclosed instances of noncompliance, which are required to be reported in accordance with the Uniform Guidance and which are described in the accompanying Schedule of Findings and Questioned Costs as items 2018-002, 2018-004, and 2018-006. Our opinion on each major federal program is not modified with respect to these matters.

The School Corporation's response to the noncompliance findings identified in our audit is described in the accompanying Corrective Action Plan. The School Corporation's response was not subjected to the auditing procedures applied in the audit of compliance and, accordingly, we express no opinion on the response.

Report on Internal Control over Compliance


Management of the School Corporation is responsible for establishing and maintaining effective internal control over compliance with the types of compliance requirements referred to above. In planning and performing our audit of compliance, we considered the School Corporation's internal control over compliance with the types of requirements that could have a direct and material effect on each major federal program to determine the auditing procedures that are appropriate in the circumstances for the purpose of expressing our opinion on compliance for each major federal program and to test and report on internal control over compliance in accordance with the Uniform Guidance, but not for the purpose of expressing an opinion on the effectiveness of internal control over compliance. Accordingly, we do not express an opinion on the effectiveness of the School Corporation's internal control over compliance.

A deficiency in internal control over compliance exists when the design or operation of a control over compliance does not allow management or employees, in the normal course of performing their assigned functions, to prevent, or detect and correct, noncompliance with a type of compliance requirement of a federal program on a timely basis. A material weakness in internal control over compliance is a deficiency, or a combination of deficiencies, in internal control over compliance, such that there is a reasonable possibility that material noncompliance with a type of compliance requirement of a federal program will not be prevented, or detected and corrected, on a timely basis. A significant deficiency in internal control over compliance is a deficiency, or a combination of deficiencies, in internal control over compliance with a type of compliance requirement of a federal program that is less severe than a material weakness in internal control over compliance, yet important enough to merit attention by those charged with governance.

Our consideration of internal control over compliance was for the limited purpose described in the first paragraph of this section and was not designed to identify all deficiencies in internal control over compliance that might be material weaknesses or significant deficiencies and, therefore, material weaknesses or significant deficiencies may exist that were not identified. We identified certain deficiencies in internal control over compliance, as described in the accompanying Schedule of Findings and Questioned Costs as items 2018-002, 2018-003, 2018-004, 2018-005, and 2018-006, that we consider to be material weaknesses.

The School Corporation's response to the internal control over compliance findings identified in our audit is described in the accompanying Corrective Action Plan. The School Corporation's response was not subjected to the auditing procedures applied in the audit of compliance and, accordingly, we express no opinion on the response.

The purpose of this report on internal control over compliance is solely to describe the scope of our testing of internal control over compliance and the results of that testing based on the requirements of the Uniform Guidance. Accordingly, this report is not suitable for any other purpose.


Paul D. Joyce, CPA
State Examiner

March 28, 2019

(This page intentionally left blank.)

SCHEDULE OF EXPENDITURES OF FEDERAL AWARDS AND ACCOMPANYING NOTES

The Schedule of Expenditures of Federal Awards and accompanying notes presented were approved by management of the School Corporation. The schedule and notes are presented as intended by the School Corporation.

(This page intentionally left blank.)

VIGO COUNTY SCHOOL CORPORATION
 SCHEDULE OF EXPENDITURES OF FEDERAL AWARDS
 For the Years Ended June 30, 2017 and 2018

| Federal Grantor Agency Cluster Title/Program Title/Project Title | Pass-Through Entity or Direct Grant | Federal CFDA Number | Pass-Through Entity (or Other) Identifying Number | Passed Through to Subrecipient 06-30-17 | Total Federal Awards Expended 06-30-17 | Passed Through to Subrecipient 06-30-18 | Total Federal Awards Expended 06-30-18 |
|--|---|---------------------------|--|---|---|---|---|
| <u>Department of Agriculture</u> | | | | | | | |
| Child Nutrition Cluster | | | | | | | |
| School Breakfast Program | Indiana Department of Education | 10.553 | FY16-17 | \$ - | \$ 1,162,563 | \$ - | \$ - |
| | | | FY17-18 | - | - | - | 1,412,781 |
| Total - School Breakfast Program | | | | - | 1,162,563 | - | 1,412,781 |
| National School Lunch Program | Indiana Department of Education | 10.555 | FY16-17 | - | 3,338,843 | - | - |
| | | | FY17-18 | - | - | - | 4,037,556 |
| Commodities | | | | - | 523,833 | - | 566,683 |
| Total - National School Lunch Program | | | | - | 3,862,676 | - | 4,604,239 |
| Summer Food Service Program for Children | Indiana Department of Education | 10.559 | FY16-17 | - | 92,741 | - | - |
| | | | FY17-18 | - | - | - | 85,143 |
| Total - Summer Food Service Program for Children | | | | - | 92,741 | - | 85,143 |
| Total - Child Nutrition Cluster | | | | - | 5,117,980 | - | 6,102,163 |
| Fresh Fruit and Vegetable Program | Indiana Department of Education | 10.582 | FY16-17 | - | 34,818 | - | - |
| | | | FY17-18 | - | - | - | 42,314 |
| Total - Fresh Fruit and Vegetable Program | | | | - | 34,818 | - | 42,314 |
| Total - Department of Agriculture | | | | - | 5,152,798 | - | 6,144,477 |
| <u>Department of Education</u> | | | | | | | |
| Adult Education - Basic Grants to States | Indiana Department of Workforce Development | 84.002 | CI-6-AE-128 | - | 26,664 | - | - |
| | | | CI-6-AE-128 | - | - | - | 73,393 |
| | | | CI-6-AE-5-128 | - | 148,128 | - | - |
| Total - Adult Education - Basic Grants to States | | | | - | 174,792 | - | 73,393 |
| Title I Grants to Local Educational Agencies | Indiana Department of Education | 84.010 | S010A150014 | - | 3,161,987 | - | - |
| | | | S010A150014 | - | - | - | 1,406,638 |
| | | | S010A150014 | - | - | - | 3,204,545 |
| | | | S010A170014 | - | - | - | 24,647 |
| | | | SS010A160014 | - | - | - | 98,815 |
| | | | SY15-16 | - | 1,295,519 | - | - |
| | | | SY16-17 | - | 13,788 | - | - |
| Total - Title I Grants to Local Educational Agencies | | | | - | 4,471,294 | - | 4,734,645 |
| Title I State Agency Program for Neglected and Delinquent Children and Youth | Indiana Department of Education | 84.013 | SY14/15 | - | 222,249 | - | - |
| | | | SY16/17 | - | - | - | 154,648 |
| | | | SY17/18 | - | - | - | 173,664 |
| Total - Title I State Agency Program for Neglected and Delinquent Children and Youth | | | | - | 129,406 | - | - |
| Total - Title I State Agency Program for Neglected and Delinquent Children and Youth | | | | - | 351,655 | - | 328,312 |

VIGO COUNTY SCHOOL CORPORATION
 SCHEDULE OF EXPENDITURES OF FEDERAL AWARDS
 For the Years Ended June 30, 2017 and 2018

| Federal Grantor Agency Cluster Title/Program Title/Project Title | Pass-Through Entity or Direct Grant | Federal CFDA Number | Pass-Through Entity (or Other) Identifying Number | Passed Through to Subrecipient 06-30-17 | Total Federal Awards Expended 06-30-17 | Passed Through to Subrecipient 06-30-18 | Total Federal Awards Expended 06-30-18 |
|---|-------------------------------------|---------------------------|--|---|---|---|---|
| Special Education Cluster (IDEA) | | | | | | | |
| Special Education Grants to States | Indiana Department of Education | 84.027 | 14215-008-PN01 | - | 316,154 | - | - |
| | | | 14216-006-PN01 | - | 784,135 | - | 379,073 |
| | | | 14217-006-PN01 | - | 2,487,595 | - | 831,585 |
| | | | 18611-006-PN01 | - | - | - | 2,562,290 |
| Total - Special Education Grants to States | | | | - | 3,587,884 | - | 3,772,948 |
| Special Education Preschool Grants | Indiana Department of Education | 84.173 | 45715-008-PN01 | - | 663 | - | - |
| | | | 45716-006-PN01 | - | 37,223 | - | 9,946 |
| | | | 45717-006-PN01 | - | 99,219 | - | 29,314 |
| | | | 45718-008-PN01 | - | - | - | 115,664 |
| Total - Special Education Preschool Grants | | | | - | 137,105 | - | 154,924 |
| Total - Special Education Cluster (IDEA) | | | | - | 3,724,989 | - | 3,927,872 |
| Career and Technical Education - Basic Grants to States | Indiana Department of Education | 84.048 | 16-4700-8030 | 28,457 | 102,466 | - | - |
| | | | 17-4700-8030 | 43,284 | 225,600 | 16,628 | 87,549 |
| | | | 18-4700-8030 | - | - | 40,765 | 150,206 |
| Total - Career and Technical Education - Basic Grants to States | | | | 71,741 | 328,066 | 57,393 | 237,755 |
| Education for Homeless Children and Youth | Indiana Department of Education | 84.196 | A58-5-15SS-2328 | 11,667 | 14,583 | - | - |
| | | | A58-7-1755-3973 | 24,864 | 23,877 | 12,680 | 15,850 |
| | | | A58-7-17SS-3973 | - | - | 24,493 | 21,431 |
| Total - Education for Homeless Children and Youth | | | | 36,531 | 38,460 | 37,173 | 37,281 |
| Twenty-First Century Community Learning Centers | Indiana Department of Education | 84.287 | A58-6-16DL-3046 | - | 57,382 | - | - |
| | | | S287C1500-14 | - | 122,605 | - | - |
| | | | S287C1500-14 | - | - | - | 274,487 |
| | | | S287C1500-14 | - | - | - | 13,675 |
| Total - Twenty-First Century Community Learning Centers | | | | - | 179,987 | - | 288,162 |
| English Language Acquisition State Grants | Indiana Department of Education | 84.365 | 01115-092-PN01 | - | 32,066 | - | - |
| | | | 01116-092-PN01 | - | 953 | - | 35,132 |
| | | | 01117-090-PN01 | - | 12,851 | - | - |
| | | | 01118-089-PN01 | - | - | - | 10,511 |
| Total - English Language Acquisition State Grants | | | | - | 45,870 | - | 45,643 |
| Mathematics and Science Partnerships | Indiana Department of Education | 84.366 | A58-4-14CI-1870 | - | 122,754 | - | - |
| | | | A58-5-15CI-2877 | - | 122,997 | - | 82,195 |
| | | | A58-6-16CI-3715 | - | 176,595 | - | 81,850 |
| Total - Mathematics and Science Partnerships | | | | - | 422,346 | - | 164,045 |

VIGO COUNTY SCHOOL CORPORATION
SCHEDULE OF EXPENDITURES OF FEDERAL AWARDS
For the Years Ended June 30, 2017 and 2018

| Federal Grantor Agency Cluster Title/Program Title/Project Title | Pass-Through Entity or Direct Grant | Federal CFDA Number | Pass-Through Entity (or Other) Identifying Number | Passed Through to Subrecipient 06-30-17 | Total Federal Awards Expended 06-30-17 | Passed Through to Subrecipient 06-30-18 | Total Federal Awards Expended 06-30-18 |
|---|---|---------------------------|--|---|---|---|---|
| Supporting Effective Instruction State Grants | Indiana Department of Education | 84.367 | FFY 2014 | - | 299,440 | - | - |
| | | | FFY 2016 | - | - | - | 509,746 |
| | | | FFY 2015 | - | 458,528 | - | 307,236 |
| Total - Supporting Effective Instruction State Grants | | | | - | 757,968 | - | 816,982 |
| School Improvement Grants | Indiana Department of Education | 84.377 | SY 15-16 | - | 71,785 | - | - |
| | | | SY 16-17 | - | 180,408 | - | 67,948 |
| | | | SY 17-18 | - | - | - | 120,612 |
| Total - School Improvement Grants | | | | - | 252,193 | - | 188,560 |
| Student Support and Academic Enrichment Program | Indiana Department of Education | 84.424 | S424A170015 | - | - | - | 18,000 |
| Total - Department of Education | | | | 108,272 | 10,747,620 | 94,566 | 10,860,650 |
| <u>Department of Homeland Security</u> | Indiana Department of Homeland Security | 97.036 | | - | 9,798 | - | - |
| Disaster Grants - Public Assistance (Presidentially Declared Disasters) | | | | - | 9,798 | - | - |
| Total - Disaster Grants - Public Assistance (Presidentially Declared Disasters) | | | | - | 9,798 | - | - |
| Total - Department of Homeland Security | | | | - | 9,798 | - | - |
| <u>Department of Health and Human Services</u> | | | | | | | |
| Medicaid Cluster | | | | | | | |
| Medical Assistance Program | Direct grant | 93.778 | FY16-17 | - | 31,725 | - | - |
| | | | FY17-18 | - | - | - | 297,852 |
| Total - Medical Assistance Program | | | | - | 31,725 | - | 297,852 |
| Total - Department of Health and Human Services | | | | - | 31,725 | - | 297,852 |
| Total federal awards expended | | | | \$ 108,272 | \$ 15,941,941 | \$ 94,566 | \$ 17,302,979 |

The accompanying notes are an integral part of the Schedule of Expenditures of Federal Awards.

VIGO COUNTY SCHOOL CORPORATION
NOTES TO SCHEDULE OF EXPENDITURES OF FEDERAL AWARDS

Note 1. Basis of Presentation

The accompanying Schedule of Expenditures of Federal Awards (SEFA) includes the federal grant activity of the School Corporation under programs of the federal government for the years ended June 30, 2017 and 2018. The information in the SEFA is presented in accordance with the requirements of Title 2 U.S. *Code of Federal Regulations* Part 200, *Uniform Administrative Requirements, Cost Principles, and Audit Requirements for Federal Awards* (Uniform Guidance). Because the SEFA presents only a select portion of the operations of the School Corporation, it is not intended to and does not present the financial position of the School Corporation.

The Uniform Guidance requires an annual audit of nonfederal entities expending a total amount of federal awards equal to or in excess of \$750,000 in any fiscal year unless by constitution or statute a less frequent audit is required. In accordance with Indiana Code (IC 5-11-1-25), audits of school corporations shall be conducted biennially. Such audits shall include both years within the biennial period.

Note 2. Summary of Significant Accounting Policies

Expenditures reported on the SEFA are reported on the cash basis of accounting. Such expenditures are recognized following, as applicable, either the cost principles in OMB Circular A-87, *Cost Principles for State, Local, and Indian Tribal Governments*, or the cost principles contained in the Uniform Guidance, wherein certain types of expenditures are not allowed or are limited as to reimbursement. When federal grants are received on a reimbursement basis, the federal awards are considered expended when the reimbursement is received. The School Corporation has elected not to use the 10 percent de minimis indirect cost rate allowed under the Uniform Guidance.

Note 3. Special Education Cooperative

The School Corporation is a member of the Covered Bridge Special Education District (Cooperative), which operates the special education program for the School Corporation. As a result, some activity for the Special Education Cluster (IDEA) that is presented on the SEFA is not presented as receipts and disbursements in the financial statement for the School Corporation. This activity is reported on the financial statement of the Cooperative.

VIGO COUNTY SCHOOL CORPORATION
SCHEDULE OF FINDINGS AND QUESTIONED COSTS

Section I - Summary of Auditor's Results

Financial Statement:

| | |
|--|---|
| Type of auditor's report issued: | Adverse as to GAAP; Unmodified as to Regulatory Basis |
| Internal control over financial reporting: | |
| Material weakness identified? | yes |
| Significant deficiency identified? | none reported |
| Noncompliance material to financial statement noted? | no |

Federal Awards:

| | |
|--|---------------|
| Internal control over major programs: | |
| Material weaknesses identified? | yes |
| Significant deficiencies identified? | none reported |
| Any audit findings disclosed that are required to be reported in accordance with section 2 CFR 200.516(a)? | yes |

Identification of Major Programs and type of auditor's report issued on compliance for each:

| <u>Name of Federal Program or Cluster</u> | <u>Opinion Issued</u> |
|---|-----------------------|
| Child Nutrition Cluster | Unmodified |
| Special Education Cluster (IDEA) | Unmodified |

Dollar threshold used to distinguish between Type A and Type B programs: \$750,000

| | |
|--|----|
| Auditee qualified as low-risk auditee? | no |
|--|----|

Section II - Financial Statement Findings

FINDING 2018-001

Subject: Financial Transactions and Reporting
Audit Finding: Material Weakness

Condition

There were deficiencies in the internal control system of the School Corporation related to financial transactions and reporting.

Lack of Segregation of Duties: The School Corporation had not separated incompatible activities related to cash and investments. The bookkeeper was primarily responsible for performing the monthly bank reconciliations. There was no documented oversight, review, or approval process to prevent, or detect and correct, errors for fiscal year 2017-2018.

VIGO COUNTY SCHOOL CORPORATION
SCHEDULE OF FINDINGS AND QUESTIONED COSTS
(Continued)

Context

The lack of controls was a systemic issue during fiscal year 2017-2018.

Criteria

The Indiana State Board of Accounts (SBOA) is required under Indiana Code 5-11-1-27(e) to define the acceptable minimum level of internal control standards. To provide clarifying guidance, the State Examiner compiled the standards contained in the manual, *Uniform Internal Control Standards for Indiana Political Subdivisions*. All political subdivisions subject to audit by SBOA are expected to adhere to these standards. The standards include adequate control activities. According to this manual:

"Control activities are the actions and tools established through policies and procedures that help to detect, prevent, or reduce the identified risks that interfere with the achievement of objectives. Detection activities are designed to identify unfavorable events in a timely manner whereas prevention activities are designed to deter the occurrence of an unfavorable event. Examples of these activities include reconciliations, authorizations, approval processes, performance reviews, and verification processes.

An integral part of the control activity component is segregation of duties. . . .

There is an expectation of segregation of duties. If compensating controls are necessary, documentation should exist to identify both the areas where segregation of duties are not feasible or practical and the compensating controls implemented to mitigate the risk. . . ."

Cause

Management of the School Corporation had not established a proper system of internal controls over cash and investments.

Effect

The failure to establish controls could have enabled misstatements or irregularities to remain undetected.

Recommendation

We recommended that the School Corporation establish a system of internal controls related to financial transactions and reporting.

Views of Responsible Officials

For the views of responsible officials, refer to the Corrective Action Plan that is part of this report.

VIGO COUNTY SCHOOL CORPORATION
SCHEDULE OF FINDINGS AND QUESTIONED COSTS
(Continued)

Section III - Federal Award Findings and Questioned Costs

FINDING 2018-002

Subject: Child Nutrition Cluster - Allowable Costs/Cost Principles
Federal Agency: Department of Agriculture
Federal Programs: School Breakfast Program, National School Lunch Program
CFDA Numbers: 10.553, 10.555
Federal Award Number and Year (or Other Identifying Number): FY16-17
Pass-Through Entity: Indiana Department of Education
Compliance Requirement: Allowable Costs/Cost Principles
Audit Findings: Material Weakness, Other Matters

Condition

An effective internal control system was not in place at the School Corporation in order to ensure compliance with requirements related to the grant agreement and the Allowable Costs/Cost Principles compliance requirement.

The delinquent account collection policy of the food service authority was to submit delinquent student food service accounts over \$20 to an attorney for collection at the end of the school year. Delinquent accounts under \$20 or amounts uncollected by the attorney by the beginning of the subsequent school year were written off. The cafeteria managers of the individual schools were directed to reduce the negative student food service accounts to zero by posting an edit to the individual accounts. The software system was unable to produce a report detailing the accounts written off by these edit transactions, but the total amount written off was \$43,745. The write-off of the account balances for fiscal year 2015-2016 was recorded at the beginning of fiscal year 2016-2017. The write-off of these account balances was an unallowable cost of the food service program.

Context

The lack of internal controls and noncompliance were systemic issues throughout fiscal year 2016-2017.

Criteria

2 CFR 200.303 states in part:

"The non-Federal entity must:

(a) Establish and maintain effective internal control over the Federal award that provides reasonable assurance that the non-Federal entity is managing the Federal award in compliance with Federal statutes, regulations, and the terms and conditions of the Federal award. These internal controls should be in compliance with guidance in 'Standards for Internal Control in the Federal Government' issued by the Comptroller General of the United States or the 'Internal Control Integrated Framework', issued by the Committee of Sponsoring Organizations of the Treadway Commission (COSO). . . ."

2 CFR 200.426 states:

"Bad debts (debts which have been determined to be uncollectable), including losses (whether actual or estimated) arising from uncollectable accounts and other claims, are unallowable. Related collection costs, and related legal costs, arising from such debts after they have been determined to be uncollectable are also unallowable."

VIGO COUNTY SCHOOL CORPORATION
SCHEDULE OF FINDINGS AND QUESTIONED COSTS
(Continued)

Cause

Management had not developed a system of internal controls that would have ensured compliance with the Allowable Costs/Cost Principles compliance requirement.

Effect

The failure to establish an effective internal control system enabled noncompliance to go undetected. Noncompliance with the Allowable Costs/Cost Principles compliance requirement could have resulted in the loss of federal funds to the School Corporation.

Questioned Costs

Questioned costs of \$43,745 were identified.

Recommendation

We recommended that the School Corporation's management establish controls to ensure compliance with the grant agreement and the Allowable Costs/Cost Principles compliance requirement.

Views of Responsible Officials

For the views of responsible officials, refer to the Corrective Action Plan that is part of this report.

FINDING 2018-003

Subject: Child Nutrition Cluster - Reporting

Federal Agency: Department of Agriculture

Federal Programs: School Breakfast, National School Lunch Program,
Summer Food Service Program for Children

CFDA Numbers: 10.553, 10.555, 10.559

Federal Award Numbers and Years (or Other Identifying Numbers): FY16-17, FY17-18

Pass-Through Entity: Indiana Department of Education

Compliance Requirement: Reporting

Audit Finding: Material Weakness

Condition

An effective internal control system was not in place at the School Corporation in order to ensure compliance with requirements related to the grant agreement and the Reporting compliance requirement.

The Food Service Financial Manager was solely responsible for preparing and submitting the Verification Summary Report for fiscal year 2016-2017 and Annual Financial Report for fiscal years 2016-2017 and 2017-2018. There was no segregation of duties, such as an oversight, review, or approval process to ensure that the information submitted was complete and accurate.

Context

The lack of controls was a systemic issue throughout the audit period.

VIGO COUNTY SCHOOL CORPORATION
SCHEDULE OF FINDINGS AND QUESTIONED COSTS
(Continued)

Criteria

2 CFR 200.303 states in part:

"The non-Federal entity must:

(a) Establish and maintain effective internal control over the Federal award that provides reasonable assurance that the non-Federal entity is managing the Federal award in compliance with Federal statutes, regulations, and the terms and conditions of the Federal award. These internal controls should be in compliance with guidance in 'Standards for Internal Control in the Federal Government' issued by the Comptroller General of the United States or the 'Internal Control Integrated Framework', issued by the Committee of Sponsoring Organizations of the Treadway Commission (COSO). . . ."

Cause

The School Corporation's management had not developed a system of internal controls that segregated key functions.

Effect

The failure to establish an effective internal control system placed the School Corporation at risk of noncompliance with the grant agreement and the Reporting compliance requirement.

Questioned Costs

There were no questioned costs identified.

Recommendation

We recommended that the School Corporation's management establish controls related to the grant agreement and the Reporting compliance requirement.

Views of Responsible Officials

For the views of responsible officials, refer to the Corrective Action Plan that is part of this report.

FINDING 2018-004

Subject: Child Nutrition Cluster - Procurement and Suspension and Debarment
Federal Agency: Department of Agriculture
Federal Programs: School Breakfast Program, National School Lunch Program,
Summer Food Service Program for Children
CFDA Numbers: 10.553, 10.555, 10.559
Federal Award Numbers and Years (or Other Identifying Numbers): FY16-17, FY17-18
Pass-Through Entity: Indiana Department of Education
Compliance Requirement: Procurement and Suspension and Debarment
Audit Findings: Material Weakness, Other Matters

VIGO COUNTY SCHOOL CORPORATION
 SCHEDULE OF FINDINGS AND QUESTIONED COSTS
 (Continued)

Repeat Finding

This is a repeat of findings from the immediately prior audit. The prior audit finding numbers were 2016-001 and 2016-006.

Condition

An effective internal control system was not in place at the School Corporation in order to ensure compliance with requirements related to the grant agreement and the Procurement and Suspension and Debarment compliance requirement.

The School Corporation had not established effective controls to ensure that their purchasing method used complied with 2 CFR 200.320. The School Corporation's purchasing policy did not address the methods of procurement required by 2 CFR 200.320. The policy did not include the procedures for each method of procurement (micro purchase, small purchase, or sealed bid) and the thresholds for each method as follows:

| Procurement Method | Dollar Amount |
|--------------------------------|-------------------|
| Micro Purchase | < \$3,500 |
| Small Purchase | \$3,500 - 150,000 |
| Exceeds Simplified Acquisition | > \$150,000 |

The School Corporation advertised for bids for the purchase of cafeteria food and miscellaneous items for the school food service program for each school year. The School Board accepted the bids during public meetings; however, no contracts were signed with the successful vendor.

Context

The lack of controls and noncompliance were systemic issues throughout the audit period.

Criteria

2 CFR 200.303 states in part:

"The non-Federal entity must:

- (a) Establish and maintain effective internal control over the Federal award that provides reasonable assurance that the non-Federal entity is managing the Federal award in compliance with Federal statutes, regulations, and the terms and conditions of the Federal award. These internal controls should be in compliance with guidance in 'Standards for Internal Control in the Federal Government' issued by the Comptroller General of the United States or the 'Internal Control Integrated Framework', issued by the Committee of Sponsoring Organizations of the Treadway Commission (COSO). . . ."

2 CFR 200.320 states in part:

"The non-Federal entity must use one of the following methods of procurement. . . .

- (b) Procurement by small purchase procedures. Small purchase procedures are those relatively simple and informal procurement methods for securing services, supplies, or other property that do not cost more than the Simplified Acquisition Threshold. If small purchase procedures are used, price or rate quotations must be obtained from an adequate number of qualified sources.

VIGO COUNTY SCHOOL CORPORATION
SCHEDULE OF FINDINGS AND QUESTIONED COSTS
(Continued)

(c) Procurement by sealed bids (formal advertising). Bids are publicly solicited and a firm fixed price contract (lump sum or unit price) is awarded to the responsible bidder whose bid, conforming with all the material terms and conditions of the invitation for bids, is the lowest in price. The sealed bid method is the preferred method for procuring construction, if the conditions in paragraph (c)(1) of this section apply. . . ."

2 CFR 200.318(a) states: "The non-Federal entity must use its own documented procurement procedures which reflect applicable State, local, and tribal laws and regulations, provided that the procurements conform to applicable Federal law and the standards identified in this part."

2 CFR 200.318(i) states:

"The non-Federal entity must maintain records sufficient to detail the history of procurement. These records will include, but are not necessarily limited to the following: rationale for the method of procurement, selection of contract type, contractor selection or rejection, and the basis for the contract price."

Cause

The School Corporation's management had not developed a system of internal controls that would have ensured compliance with the Procurement and Suspension and Debarment compliance requirement.

Effect

The failure to establish an effective internal control system enabled material noncompliance to go undetected. Noncompliance with the grant agreement and the Procurement and Suspension and Debarment compliance requirement could have resulted in the loss of federal funds to the School Corporation.

Questioned Costs

There were no questioned costs identified.

Recommendation

We recommended that the School Corporation's management establish controls to ensure compliance with the grant agreement and the Procurement and Suspension and Debarment requirement.

Views of Responsible Officials

For the views of responsible officials, refer to the Corrective Action Plan that is part of this report.

FINDING 2018-005

Subject: Child Nutrition Cluster - Program Income

Federal Agency: Department of Agriculture

Federal Programs: School Breakfast Program, National School Lunch Program,
Summer Food Service Program for Children

CFDA Numbers: 10.553, 10.555, 10.559.

Federal Award Numbers and Years (or Other Identifying Numbers): FY 16-17, FY 17-18

Pass-Through Entity: Indiana Department of Education

Compliance Requirement: Program Income

Audit Finding: Material Weakness

VIGO COUNTY SCHOOL CORPORATION
SCHEDULE OF FINDINGS AND QUESTIONED COSTS
(Continued)

Repeat Finding

This is a repeat of findings from the immediately prior audit. The prior audit finding numbers were 2016-001 and 2016-005.

Condition

An effective internal control system was not in place at the School Corporation in order to ensure compliance with requirements related to the grant agreement and the Program Income compliance requirement.

The Food Service Financial Manager obtained the daily sales activity reports from each Cafeteria Manager of the 28 individual schools. These reports were used to prepare a combined daily sales activity report for all schools. The combined report was used to transfer money for meals served from the prepaid account to the school lunch account. There was no audit evidence that an oversight, review, or approval process was in place to ensure the accuracy of the information.

Context

The lack of controls was a systemic issue throughout the audit period.

Criteria

2 CFR 200.303 states in part:

"The non-Federal entity must:

- (a) Establish and maintain effective internal control over the Federal award that provides reasonable assurance that the non-Federal entity is managing the Federal award in compliance with Federal statutes, regulations, and the terms and conditions of the Federal award. These internal controls should be in compliance with guidance in 'Standards for Internal Control in the Federal Government' issued by the Comptroller General of the United States or the 'Internal Control Integrated Framework', issued by the Committee of Sponsoring Organizations of the Treadway Commission (COSO). . . ."

Cause

The School Corporation's management had not developed a system of internal controls to ensure compliance with the Program Income compliance requirement.

Effect

The failure to establish an effective internal control system placed the School Corporation at risk of noncompliance with the grant agreement and the Program Income compliance requirement.

Questioned Costs

There were no questioned costs identified.

VIGO COUNTY SCHOOL CORPORATION
SCHEDULE OF FINDINGS AND QUESTIONED COSTS
(Continued)

Recommendation

We recommended that the School Corporation's management establish controls related to the grant agreement and Program Income compliance requirement.

Views of Responsible Officials

For the views of responsible officials, refer to the Corrective Action Plan, which is part of this report.

FINDING 2018-006

Subject: Special Education Cluster (IDEA) - Procurement and Suspension and Debarment

Federal Agency: Department of Education

Federal Programs: Special Education Grants to States, Special Education Preschool Grants

CFDA Numbers: 84.027, 84.173

Federal Award Numbers and Years (or Other Identifying Numbers): 14215-008-PN01, 14216-006-PN01,
14217-006-PN01, 18611-006-PN01,
45715-008-PN01, 45716-006-PN01,
45717-006-PN01, 45718-008-PN01

Pass-Through Entity: Indiana Department of Education

Compliance Requirement: Procurement and Suspension and Debarment

Audit Findings: Material Weakness, Other Matters

Condition

An effective internal control system was not in place at the School Corporation in order to ensure compliance with requirements related to the grant agreement and the Procurement and Suspension and Debarment compliance requirement. The School Corporation was a member of the Covered Bridge Special Education District (Cooperative). The Cooperative operated the special education program on behalf of the School Corporation and managed the special education funds. Because the grant agreements were between the Indiana Department of Education and each member school corporation of the Cooperative, the School Corporation was ultimately responsible for ensuring compliance with the requirement.

Procurement

The Cooperative did not have internal controls in place to ensure the purchasing method used complied with the small purchases procurement method as described in the grant requirements. Additionally, the Cooperative did not have internal controls in place to ensure documentation of the history of their procurements, including the rationale for method of procurement, selection of contract type, basis for contractor selection, and the basis for the contract price.

The Cooperative did not present evidence that an adequate number of quotes were obtained for small purchases with estimated costs above \$3,500.

The Cooperative did not retain documentation supporting the rationale to limit competition.

Suspension and Debarment

The Cooperative did not have internal controls in place to ensure that the School Corporation verified that vendors were not suspended or debarred for fiscal year 2017-2018.

VIGO COUNTY SCHOOL CORPORATION
SCHEDULE OF FINDINGS AND QUESTIONED COSTS
(Continued)

Context

The lack of controls and the noncompliance were systemic issues throughout the audit period for procurement. The lack of controls for suspension and debarment was a systemic issue for fiscal year 2017-2018.

Criteria

2 CFR 200.303 states in part:

"The non-Federal entity must:

- (a) Establish and maintain effective internal control over the Federal award that provides reasonable assurance that the non-Federal entity is managing the Federal award in compliance with Federal statutes, regulations, and the terms and conditions of the Federal award. These internal controls should be in compliance with guidance in 'Standards for Internal Control in the Federal Government' issued by the Comptroller General of the United States or the 'Internal Control Integrated Framework', issued by the Committee of Sponsoring Organizations of the Treadway Commission (COSO). . . ."

2 CFR 200.318 states in part:

"The non-Federal entity must: . . .

- (i) Maintain records sufficient to detail the history of procurement. These records will include, but are not necessarily limited to the following: rationale for the method of procurement, selection of contract type, contractor selection or rejection, and the basis for the contract price."

2 CFR 200.320 states in part:

"The non-Federal Entity must use one of the following methods of procurement. . . .

- (b) Procurement by small purchase procedures. Small purchase procedures are those relatively simple and informal procurement methods for securing services, supplies, or other property that do not cost more than the Simplified Acquisition Threshold. If small purchase procedures are used, price or rate quotations must be obtained from an adequate number of qualified sources. . . ."

Cause

The School Corporation had not developed a system of internal controls that would have ensured compliance with the grant agreement and the Procurement and Suspension and Debarment compliance requirement.

Effect

The failure to establish an effective internal control system enabled material noncompliance to go undetected. Noncompliance with the grant agreement or the Procurement and Suspension and Debarment compliance requirement could have resulted in the loss of federal funds to the School Corporation.

VIGO COUNTY SCHOOL CORPORATION
SCHEDULE OF FINDINGS AND QUESTIONED COSTS
(Continued)

Questioned Costs

There were no questioned costs identified.

Recommendation

We recommended that the School Corporation's management establish controls to ensure compliance with the grant agreement and the Procurement and Suspension and Debarment compliance requirement.

Views of Responsible Officials

For the views of responsible officials, refer to the Corrective Action Plan that is part of this report.

(This page intentionally left blank.)

AUDITEE-PREPARED DOCUMENTS

The subsequent documents were provided by management of the School Corporation. The documents are presented as intended by the School Corporation.



Vigo County School Corporation

686 Wabash Avenue P.O. Box 3703 Terre Haute, IN 47803-0703
(812) 462-4011

SUMMARY SCHEDULE OF PRIOR AUDIT FINDINGS

FINDING 2016-001

Fiscal year in which the finding initially occurred: FY15
Pass-Through Entity, if pass-through or Federal Grantor Agency, if direct: Indiana Department of Education
Contact Person Responsible for Corrective Action: Thomas Lentes Food Service Coordinator
Contact Phone Number: 812-462-4245

Status of Audit Finding: In Progress-The Food Service Department has resolved the finding allowable cost/cost principals by having time and effort sheets completed for each Food Service employee. The Food Service Coordinator will have copies of the time and effort sheets attached to each payroll and signed off by Kitchen Managers. To resolve the Cash Management finding the department checks monthly on the 3-month average which currently meets the requirements. The Food Service Coordinator and Financial Manager will sign off on a spreadsheet monthly comparing month end cash balance to the three month average based on the most recent Food Service Annual Report. The comparison spreadsheet will also be distributed to the Director of Facilities and Chief Financial Officer. We will have the procurement and suspension and debarment requirement completed in June 2019 with a suspension and debarment requirement in the bid process reviewed by Chief Financial Officer before the bid is sent to our vendors. We have resolved the program income finding with new software that will keep all pre-paid accounts separate until purchases have been made then move them into sales accounts. The Food Service Coordinator and Financial Manager will sign off each year on the annual meal equity worksheet and tool. Copies of the worksheet and tool will be distributed to the Director of Facilities and the Chief Financial Officer for further review. Any recommendation to increase pricing will then be presented to the Board of School Trustees for approval with the tool utilized as supporting documentation. Procurement methods and control procedures will be developed by the Food Service Coordinator and Financial Manager meeting the requirements of the current thresholds and all purchases will be signed by both the Food Service Coordinator and Financial Manager.

FINDING 2016-002

Fiscal year in which the finding initially occurred: FY15
Pass-Through Entity, if pass-through or Federal Grantor Agency, if direct: Indiana Department of Education
Contact Person Responsible for Corrective Action: Thomas Lentes Food Service Coordinator
Contact Phone Number: 812-462-4245

Status of Audit Finding: Resolved- All Food Service employees keep time-effort sheets that are signed each pay period by the Kitchen Manager and employee. These are kept on file at each Kitchen location and for the office staff kept at the food service office.

FINDING 2016-003

Fiscal year in which the finding initially occurred: FY15
Pass-Through Entity, if pass-through or Federal Grantor Agency, if direct: Indiana Department of Education
Contact Person Responsible for Corrective Action: Thomas Lentes Food Service Coordinator
Contact Phone Number: 812-462-4245

Status of Audit Finding: Resolved Food Service Coordinator has applied and was approved for a price increase wavier after finishing the paid lunch equity report for 2018-19 by the Indiana Department of Education Child Nutrition Department.

FINDING 2016-004

Fiscal year in which the finding initially occurred: FY15
Pass-Through Entity, if pass-through or Federal Grantor Agency, if direct: Indiana Department of Education
Contact Person Responsible for Corrective Action: Thomas Lentes Food Service Coordinator
Contact Phone Number: 812-462-4245

Status of Audit Finding: Resolved
The Food Service Coordinator and Director of Facilities Support & Transportation have met and reviewed spending, we also have an approved plan from the Indiana Department of Education, Child Nutrition Department to reduce the net cash balance to within a three month balance.

FINDING 2016-005

Fiscal year in which the finding initially occurred: FY15
Pass-Through Entity, if pass-through or Federal Grantor Agency, if direct: Indiana Department of Education
Contact Person Responsible for Corrective Action: Thomas Lentes Food Service Coordinator
Contact Phone Number: 812-462-4245

Status of Audit Finding: Resolved
The Food Service Office has entered into a contract with Heartland POS Software in August of 2018. We have developed a tracking report to keep the separation between prepaid accounts and sales accounts. We currently have this system in place.

FINDING 2016-006

Fiscal year in which the finding initially occurred: FY15

Pass-Through Entity, if pass-through or Federal Grantor Agency, if direct: Indiana Department of Education


Contact Person Responsible for Corrective Action: Thomas Lentes Food Service Coordinator

Contact Phone Number: 812-462-4245

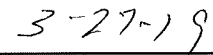
Status of Audit Finding: In Progress- The Food Service Office has been using SAM's web site as a tool see if vendors have been suspended, disbarred or otherwise excluded from participation in federal assistance program. We are still working on creating a contract to be used for awarding vendors the food service line item bid process.



(Signature)



(Title)



(Date)



Vigo County School Corporation

686 Wabash Avenue P.O. Box 3703 Terre Haute, IN 47803-0703
(812) 462-4011

CORRECTIVE ACTION PLAN

FINDING 2018-001


Contact Person Responsible for Corrective Action: Bruce Perry, Chief Financial Officer

Contact Phone Number: 812-462-4314

Views of Responsible Official : We concur with the finding.

Description of Corrective Action Plan: On a monthly basis, the school corporation bookkeeper will prepare and initial all bank reconcilements as soon as practicable after the periodic closing of each month's financial reporting. The bookkeeper will then present each bank reconciliation to the Chief Financial Officer (CFO) for additional review. Upon completion of the review, the CFO will initial each bank reconciliation and return the statements and records to the bookkeeper to support the internal control process.

Anticipated Completion Date: At the beginning of the 2018-19 School Year (commencing with a retroactive review of July 2018 to December 2018 bank reconcilements).



(Signature)



(Title)



(Date)



Vigo County School Corporation

686 Wabash Avenue P.O. Box 3703 Terre Haute, IN 47803-0703
(812) 462-4011

CORRECTIVE ACTION PLAN

FINDING 2018-002

Contact Person Responsible for Corrective Action: Thomas Lentes Food Service Coordinator
Contact Phone Number: 812-462-4245

Views of Responsible Official:
We concur with the findings

Description of Corrective Action Plan:

The School Corporation will establish a committee consisting of the Food Service Coordinator, the Food Service Financial Manager, Director of Facility Support and Transportation, Chief Financial Officer, and Deputy Treasurer. This committee will develop an effective internal control system in order to ensure compliance with the requirements related to the grant agreement and the allowable cost/cost principles compliance requirement. Focusing on delinquent account collection, bad debt policy for Food Services and rollover procedures concerning positive and negative student lunch accounts. Due to the elimination of the negative accounts in August 2016, Vigo County School Corporation will place \$43744.51 into the Food Service account to cover this unallowable cost.

Anticipated Completion Date: To be in place for the beginning of the 2019-20 school year


(Signature)


(Title)





Vigo County School Corporation

686 Wabash Avenue P.O. Box 3703 Terre Haute, IN 47803-0703
(812) 462-4011

CORRECTIVE ACTION PLAN

FINDING 2018-003

Contact Person Responsible for Corrective Action: Thomas Lentes Food Service Coordinator
Contact Phone Number: 812-462-4245

Views of Responsible Official:
We concur with this finding.

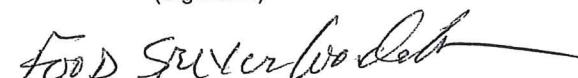
Description of Corrective Action Plan:

The Food Service Coordinator will develop a procedure for reporting with two signatures to ensure compliance in this requirement. The Food Service Coordinator will verify that the Food Service Financial Manager compiles the reports and the Food Service Coordinator will review and initial the reports. The reports including but not limited to verification summary, annual report, and daily sales reports.


Anticipated Completion Date: Immediately



(Signature)



(Title)



(Date)



Vigo County School Corporation

(Date)

686 Wabash Avenue P.O. Box 3703 Terre Haute, IN 47803-0703
(812) 462-4011

CORRECTIVE ACTION PLAN

FINDING 2018-004

Contact Person Responsible for Corrective Action: Thomas Lentes Food Service Coordinator
Contact Phone Number: 812-462-4245

Views of Responsible Official:
We concur with this finding.

Description of Corrective Action Plan:


The Food Service Coordinator will have a contract signed with each successful vendor during the bid process. The Food Service Coordinator will also have a signed statement from each vendor ensuring that they have not been suspended or debarred to meet the Procurement and Suspension and Debarment compliance requirement.


The Food Service Coordinator will develop procedures for each method of procurement, micro purchases, small purchases, or sealed bid, and the thresholds for each method as follows

| Procurement Method | Dollar amount |
|--------------------------------|-------------------|
| Micro | <\$3500.00 |
| Small Purchases | \$3500 -\$150,000 |
| Exceeds Simplified Acquisition | >\$150,000 |

Anticipated Completion Date: Immediately


(Signature)


(Title)


(Date)



Vigo County School Corporation

686 Wabash Avenue P.O. Box 3703 Terre Haute, IN 47803-0703
(812) 462-4011

CORRECTIVE ACTION PLAN

FINDING 2018-005

Contact Person Responsible for Corrective Action: Thomas Lentes Food Service Coordinator
Contact Phone Number: 812-462-4245

Views of Responsible Official:
We concur with this finding.

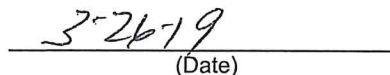
Description of Corrective Action Plan:

With our new POS software Mosaic (Heartland) installed in August 2018 the Financial Manager receives electronically from each of the schools their daily sales and meals report and does not have to transfer money for meals served into a prepaid account. All money received is deposited into a prepaid account and then transferred into sales accounts as meals and items have been purchased. These daily reports are also checked by at least one other Food Service Office Staff and the monthly sales are reviewed by Food Service Coordinator. The Corporation statements and Food Service Statements are reconciled monthly.

Anticipated Completion Date: Immediately


(Signature)


(Title)


(Date)



Vigo County School Corporation

686 Wabash Avenue P.O. Box 3703 Terre Haute, IN 47803-0703
(812) 462-4011

CORRECTIVE ACTION PLAN

FINDING 2018-006

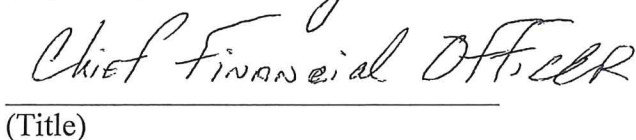
Contact Person Responsible for Corrective Action: Bruce Perry, Chief Financial Officer
Contact Phone Number: 812-462-4314


Views of Responsible Official : We concur with the finding.

Description of Corrective Action Plan: Through the participation and oversight of the school corporation with regards to the Covered Bridge Special Education District, it will be ensured that purchasing guidelines for amounts over \$3,500 are followed. Regarding purchases of routine equipment, the school corporation may assist Covered Bridge Special Education District in researching and obtaining quotes for purchases. The school corporation in many instances operates with a standardized equipment list with a dedicated account representative at a vendor that also guarantees the lowest offered price is realized. Compliance will include, but not be limited to ongoing training and education of internal staff whom may assist Covered Bridge Special Education District with purchasing requirements such as information technology, facilities, and other more general business/operational needs.

Anticipated Completion Date: Effective with the start of the 2018-19 school year.


(Signature)


(Title)


(Date)

OTHER REPORTS

In addition to this report, other reports may have been issued for the School Corporation. All reports can be found on the Indiana State Board of Accounts' website: <http://www.in.gov/sboa/>.