

STATE BOARD OF ACCOUNTS
302 West Washington Street
Room E418
INDIANAPOLIS, INDIANA 46204-2769

FINANCIAL STATEMENT AND
FEDERAL SINGLE AUDIT REPORT
OF

EASTERN GREENE SCHOOLS
GREENE COUNTY, INDIANA

July 1, 2016 to June 30, 2018



FILED
04/22/2019

TABLE OF CONTENTS

<u>Description</u>	<u>Page</u>
Schedule of Officials	2
Independent Auditor's Report	3-5
Independent Auditor's Report on Internal Control over Financial Reporting and on Compliance and Other Matters Based on an Audit of the Financial Statement Performed in Accordance with <i>Government Auditing Standards</i>	6-7
Financial Statement and Accompanying Notes:	
Statement of Receipts, Disbursements, Other Financing Sources (Uses), and Cash and Investment Balances - Regulatory Basis.....	11
Notes to Financial Statement	12-17
Other Information - Unaudited:	
Combining Schedules of Receipts, Disbursements, Other Financing Sources (Uses), and Cash and Investment Balances - Regulatory Basis.....	20-29
Schedule of Leases and Debt	30
Schedule of Capital Assets.....	31
Supplemental Audit of Federal Awards:	
Independent Auditor's Report on Compliance for the Major Federal Program and on Internal Control over Compliance	34-35
Schedule of Expenditures of Federal Awards and Accompanying Notes:	
Schedule of Expenditures of Federal Awards.....	38-39
Notes to Schedule of Expenditures of Federal Awards	40
Schedule of Findings and Questioned Costs	41-43
Auditee-Prepared Documents:	
Summary Schedule of Prior Audit Findings.....	46-49
Corrective Action Plan	50
Other Reports.....	51

SCHEDULE OF OFFICIALS

<u>Office</u>	<u>Official</u>	<u>Term</u>
Treasurer	Marilyn Burch	07-01-16 to 06-30-19
Superintendent of Schools	Arthur T. Baechtold, Jr.	07-01-16 to 06-30-19
President of the School Board	Michael Adams Ron Childress Duane Long	07-01-16 to 12-31-16 01-01-17 to 06-30-18 01-01-19 to 12-31-19



STATE OF INDIANA
AN EQUAL OPPORTUNITY EMPLOYER

STATE BOARD OF ACCOUNTS
302 WEST WASHINGTON STREET
ROOM E418
INDIANAPOLIS, INDIANA 46204-2769

Telephone: (317) 232-2513
Fax: (317) 232-4711
Web Site: www.in.gov/sboa

INDEPENDENT AUDITOR'S REPORT

TO: THE OFFICIALS OF THE EASTERN GREENE SCHOOLS, GREENE COUNTY, INDIANA

Report on the Financial Statement

We have audited the accompanying financial statement of the Eastern Greene Schools (School Corporation), which comprises the financial position and results of operations for the period of July 1, 2016 to June 30, 2018, and the related notes to the financial statement as listed in the Table of Contents.

Management's Responsibility for the Financial Statement

Management is responsible for the preparation and fair presentation of this financial statement in accordance with the financial reporting provisions of the Indiana State Board of Accounts as allowed by state statute (IC 5-11-1-6). Management is responsible for and has determined that the regulatory basis of accounting, as established by the Indiana State Board of Accounts, is an acceptable basis of presentation. Management is also responsible for the design, implementation, and maintenance of internal control relevant to the preparation and fair presentation of a financial statement that is free from material misstatement, whether due to fraud or error.

Auditor's Responsibility

Our responsibility is to express an opinion on this financial statement based on our audit. We conducted our audit in accordance with auditing standards generally accepted in the United States of America and the standards applicable to financial audits contained in *Government Auditing Standards*, issued by the Comptroller General of the United States. Those standards require that we plan and perform the audit to obtain reasonable assurance about whether the financial statement is free from material misstatement.

An audit involves performing procedures to obtain audit evidence about the amounts and disclosures in the financial statement. The procedures selected depend on the auditor's judgment, including the assessment of the risks of material misstatement of the financial statement, whether due to fraud or error. In making those risk assessments, the auditor considers internal control relevant to the School Corporation's preparation and fair presentation of the financial statement in order to design audit procedures that are appropriate in the circumstances, but not for the purpose of expressing an opinion on the effectiveness of the School Corporation's internal control. Accordingly, we express no such opinion. An audit also includes evaluating the appropriateness of accounting policies used and the reasonableness of significant accounting estimates made by management, as well as evaluating the overall presentation of the financial statement.

We believe that the audit evidence we have obtained is sufficient and appropriate to provide a basis for our audit opinion.

INDEPENDENT AUDITOR'S REPORT
(Continued)

Basis for Adverse Opinion on U.S. Generally Accepted Accounting Principles

As discussed in Note 1 to the financial statement, the School Corporation prepares its financial statement on the prescribed basis of accounting that demonstrates compliance with the reporting requirements established by the Indiana State Board of Accounts as allowed by state statute (IC 5-11-1-6), which is a basis of accounting other than accounting principles generally accepted in the United States of America.

The effects on the financial statement of the variances between the regulatory basis of accounting described in Note 1 and accounting principles generally accepted in the United States of America, although not reasonably determinable, are presumed to be material.

Adverse Opinion on U.S. Generally Accepted Accounting Principles

In our opinion, because of the significance of the matter discussed in the *Basis for Adverse Opinion on U.S. Generally Accepted Accounting Principles* paragraph, the financial statement referred to above does not present fairly, in accordance with accounting principles generally accepted in the United States of America, the financial position and results of operations of the School Corporation for the period of July 1, 2016 to June 30, 2018.

Opinion on Regulatory Basis of Accounting

In our opinion, the financial statement referred to above presents fairly, in all material respects, the financial position and results of operations of the School Corporation for the period of July 1, 2016 to June 30, 2018, in accordance with the financial reporting provisions of the Indiana State Board of Accounts described in Note 1.

Other Matters

Supplementary Information

Our audit was conducted for the purpose of forming an opinion on the School Corporation's financial statement. The accompanying Schedule of Expenditures of Federal Awards is presented for purposes of additional analysis as required by Title 2 U.S. *Code of Federal Regulations* Part 200, *Uniform Administrative Requirements, Cost Principles, and Audit Requirements for Federal Awards*, and is not a required part of the financial statement. Such information is the responsibility of management and was derived from and relates directly to the underlying accounting and other records used to prepare the financial statement. The information has been subjected to the auditing procedures applied in the audit of the financial statement and certain additional procedures, including comparing and reconciling such information directly to the underlying accounting and other records used to prepare the financial statement or to the financial statement itself, and other additional procedures in accordance with auditing standards generally accepted in the United States of America. In our opinion, the Schedule of Expenditures of Federal Awards is fairly stated, in all material respects, in relation to the financial statement taken as a whole.

Other Information

Our audit was conducted for the purpose of forming an opinion on the School Corporation's financial statement. The Combining Schedules of Receipts, Disbursements, Other Financing Sources (Uses), and Cash and Investment Balances - Regulatory Basis, Schedule of Leases and Debt, and Schedule of Capital Assets, as listed in the Table of Contents, are presented for additional analysis and are not required parts of the financial statement. They have not been subjected to the auditing procedures applied by us in the audit of the financial statement and, accordingly, we express no opinion on them.

INDEPENDENT AUDITOR'S REPORT
(Continued)

Other Reporting Required by *Government Auditing Standards*

In accordance with *Government Auditing Standards*, we have also issued a report dated March 27, 2019, on our consideration of the School Corporation's internal control over financial reporting and our tests of its compliance with certain provisions of laws, regulations, contracts, grant agreements, and other matters. The purpose of that report is solely to describe the scope of our testing of internal control over financial reporting and compliance and the results of that testing and not to provide an opinion on the effectiveness of the School Corporation's internal control over financial reporting or on compliance. That report is an integral part of an audit performed in accordance with *Government Auditing Standards* in considering the School Corporation's internal control over financial reporting and compliance.


Paul D. Joyce, CPA
State Examiner

March 27, 2019



STATE OF INDIANA
AN EQUAL OPPORTUNITY EMPLOYER

STATE BOARD OF ACCOUNTS
302 WEST WASHINGTON STREET
ROOM E418
INDIANAPOLIS, INDIANA 46204-2769

Telephone: (317) 232-2513
Fax: (317) 232-4711
Web Site: www.in.gov/sboa

INDEPENDENT AUDITOR'S REPORT ON INTERNAL CONTROL OVER FINANCIAL REPORTING
AND ON COMPLIANCE AND OTHER MATTERS BASED ON AN AUDIT OF THE FINANCIAL
STATEMENT PERFORMED IN ACCORDANCE WITH *GOVERNMENT AUDITING STANDARDS*

TO: THE OFFICIALS OF THE EASTERN GREENE SCHOOLS, GREENE COUNTY, INDIANA

We have audited, in accordance with auditing standards generally accepted in the United States of America and the standards applicable to financial audits contained in *Government Auditing Standards*, issued by the Comptroller General of the United States, the financial statement of the Eastern Greene Schools (School Corporation), which comprises the financial position and results of operations for the period of July 1, 2016 to June 30, 2018, and the related notes to the financial statement, and have issued our report thereon dated March 27, 2019, wherein we noted the School Corporation followed accounting practices the Indiana State Board of Accounts prescribes rather than accounting principles generally accepted in the United States of America.

Internal Control over Financial Reporting

In planning and performing our audit of the financial statement, we considered the School Corporation's internal control over financial reporting (internal control) to determine the audit procedures that are appropriate in the circumstances for the purpose of expressing our opinion on the financial statement, but not for the purpose of expressing an opinion on the effectiveness of the School Corporation's internal control. Accordingly, we do not express an opinion on the effectiveness of the School Corporation's internal control.

A deficiency in internal control exists when the design or operation of a control does not allow management or employees, in the normal course of performing their assigned functions, to prevent, or detect and correct, misstatements on a timely basis. A material weakness is a deficiency, or combination of deficiencies, in internal control, such that there is a reasonable possibility that a material misstatement of the School Corporation's financial statement will not be prevented, or detected and corrected, on a timely basis. A significant deficiency is a deficiency, or combination of deficiencies, in internal control that is less severe than a material weakness, yet important enough to merit attention by those charged with governance.

Our consideration of internal control was for the limited purpose described in the first paragraph of this section and was not designed to identify all deficiencies in internal control that might be material weaknesses or significant deficiencies. Given these limitations, during our audit we did not identify any deficiencies in internal control that we consider to be material weaknesses. However, material weaknesses may exist that have not been identified.


INDEPENDENT AUDITOR'S REPORT ON INTERNAL CONTROL OVER FINANCIAL REPORTING
AND ON COMPLIANCE AND OTHER MATTERS BASED ON AN AUDIT OF THE FINANCIAL
STATEMENT PERFORMED IN ACCORDANCE WITH *GOVERNMENT AUDITING STANDARDS*
(Continued)

Compliance and Other Matters

As part of obtaining reasonable assurance about whether the School Corporation's financial statement is free of material misstatement, we performed tests of its compliance with certain provisions of laws, regulations, contracts, and grant agreements, noncompliance with which could have a direct and material effect on the determination of financial statement amounts. However, providing an opinion on compliance with those provisions was not an objective of our audit and, accordingly, we do not express such an opinion. The results of our tests disclosed no instances of noncompliance or other matters that are required to be reported under *Government Auditing Standards*.

Purpose of This Report

The purpose of this report is solely to describe the scope of our testing of internal control and compliance and the results of that testing, and not to provide an opinion on the effectiveness of the School Corporation's internal control or on compliance. This report is an integral part of an audit performed in accordance with *Government Auditing Standards* in considering the School Corporation's internal control and compliance. Accordingly, this communication is not suitable for any other purpose.


Paul D. Joyce, CPA
State Examiner

March 27, 2019

(This page intentionally left blank.)

FINANCIAL STATEMENT AND ACCOMPANYING NOTES

The financial statement and accompanying notes were approved by management of the School Corporation. The financial statement and notes are presented as intended by the School Corporation.

(This page intentionally left blank.)

EASTERN GREENE SCHOOLS
STATEMENT OF RECEIPTS, DISBURSEMENTS,
OTHER FINANCING SOURCES (USES), AND CASH AND
INVESTMENT BALANCES - REGULATORY BASIS
For the Years Ended June 30, 2017 and 2018

Fund	Cash and Investments 07-01-16	Receipts	Disbursements	Other Financing Sources (Uses)	Cash and Investments 06-30-17	Receipts	Disbursements	Other Financing Sources (Uses)	Cash and Investments 06-30-18
General	\$ 674,919	\$ 8,022,696	\$ 7,853,510	\$ (28,180)	\$ 815,925	\$ 8,021,910	\$ 7,962,217	\$ (25,199)	\$ 850,419
Debt Service	555,049	1,369,880	1,402,394	-	522,535	1,345,460	1,370,068	-	497,927
Retirement/Severance Bond Debt Service	28,458	157,344	197,641	16,685	4,846	180,127	198,472	13,499	-
Capital Projects	267,112	654,600	413,534	-	508,178	555,335	453,798	(200,000)	409,715
School Transportation	577,276	990,770	716,351	(100,000)	751,695	1,047,462	626,923	(400,000)	772,234
School Bus Replacement	8,372	9,856	-	-	18,228	22,322	-	(18,229)	22,321
Rainy Day	499,605	-	113,324	100,000	486,281	-	122,414	618,229	982,096
Construction HS Escrow	34,860	9,294	44,154	-	-	-	-	-	-
Storm Damage 2012	2,131	-	2,131	-	-	22,368	13,618	-	8,750
Gym Floor Damage	13,094	-	4,419	-	8,675	-	6,550	-	2,125
705 New HS Reconstruction	-	4,670,268	237,308	-	4,432,960	1,165	294,490	-	4,139,635
School Lunch	25,115	594,579	601,657	11,495	29,532	599,651	640,807	11,700	76
Textbook Rental	213,502	94,794	116,243	-	192,053	108,179	164,578	-	135,654
Self-Insurance	1,071,518	1,156,584	1,048,713	-	1,179,389	1,353,874	1,050,864	-	1,482,399
Early Intervention Grant	-	-	-	-	-	5,644	4,675	-	969
1958 Lilly Initiative Grant	-	30,000	10,976	-	19,024	-	16,182	-	2,842
Hutton Scholarship Fund	6,976	-	-	-	6,976	-	-	-	6,976
Amvets/Rodney Ritter	5,539	-	-	-	5,539	-	-	-	5,539
General Motors Scholarships	1,000	2,000	3,000	-	-	3,000	1,000	-	2,000
General Scholarships	500	1,500	1,500	-	500	2,500	1,500	-	1,500
Clark FFA Scholarship	575	500	575	-	500	-	500	-	-
Scholarships and Awards	650	-	-	-	650	-	-	-	650
2722 STEM Greene County Foundation	-	-	-	-	-	-	1,436	-	(1,436)
Credit Recovery Novel Stars	4,359	-	-	-	4,359	-	-	-	4,359
Formative Assessment	2,456	5,660	7,266	-	850	4,976	5,826	-	-
GT/High Ability 2015-16	11,021	-	11,021	-	-	-	-	-	-
3171 High Ability 16-17	-	29,789	14,841	-	14,948	-	14,948	-	-
3173 High Ability 17-18	-	-	-	-	-	29,352	21,234	-	8,118
Medicaid Reimbursement	2,979	24,682	-	-	27,661	24,086	-	-	51,747
Caitlin Memorial Fund	6,833	2	100	-	6,735	2	100	-	6,637
Technology Grants [IC 20-40-15]	-	-	-	-	-	3,500	487	-	3,013
Career and Technical Performance Grant	-	2,785	-	-	2,785	-	-	-	2,785
Performance Based Awards	-	-	-	-	-	34,070	34,070	-	-
Miscellaneous Programs	1,519	1,000	1,084	-	1,435	-	1,045	-	390
4115 Title I 2015-16	(15,970)	52,477	39,038	-	(2,531)	-	(2,531)	-	-
4116 Title I 2016-17	-	116,646	119,265	-	(2,619)	54,269	51,650	-	-
4117 Title I 2017-18	-	-	-	-	-	132,571	161,385	-	(28,814)
Safe and Drug Free 2007-2009	18	-	-	-	18	-	18	-	-
Medicaid Reimbursement - Federal	5,940	49,508	-	-	55,448	45,910	3,373	-	97,985
6846 Title IIA 14/16	(4,173)	15,639	11,466	-	-	-	-	-	-
6847 Title IIA 16/17	-	-	14,066	-	(14,066)	23,456	9,390	-	-
6848 Title IIA 16/18	-	-	-	-	-	-	22,483	-	(22,483)
6849 Title IIA 17/19	-	-	-	-	-	-	396	-	(396)
Prepaid Food Trust	-	-	-	-	-	6,813	-	-	6,813
Payroll Withholdings	57,547	1,523,538	1,538,412	-	42,673	1,513,658	1,530,905	-	25,426
Totals	\$ 4,058,780	\$ 19,586,391	\$ 14,523,989	\$ -	\$ 9,121,182	\$ 15,141,660	\$ 14,784,871	\$ -	\$ 9,477,971

The notes to the financial statement are an integral part of this statement.

EASTERN GREENE SCHOOLS
NOTES TO FINANCIAL STATEMENT

Note 1. Summary of Significant Accounting Policies

A. Reporting Entity

School Corporation, as used herein, shall include, but is not limited to, the following: school townships, school towns, school cities, consolidated school corporations, joint schools, metropolitan school districts, township school districts, county schools, united schools, school districts, cooperatives, educational service centers, community schools, community school corporations, and charter schools.

The School Corporation was established under the laws of the State of Indiana. The School Corporation operates under a Board of School Trustees form of government and provides educational services.

The accompanying financial statement presents the financial information for the School Corporation.

B. Basis of Accounting

The financial statement is reported on a regulatory basis of accounting prescribed by the Indiana State Board of Accounts in accordance with state statute (IC 5-11-1-6), which is a comprehensive basis of accounting other than accounting principles generally accepted in the United States of America. The basis of accounting involves the reporting of only cash and investments and the changes therein resulting from cash inflows (receipts) and cash outflows (disbursements) reported in the period in which they occurred.

The regulatory basis of accounting differs from accounting principles generally accepted in the United States of America, in that receipts are recognized when received in cash, rather than when earned, and disbursements are recognized when paid, rather than when a liability is incurred.

C. Cash and Investments

Investments are stated at cost. Any changes in fair value of the investments are reported as receipts in the year of the sale of the investment.

D. Receipts

Receipts are presented in the aggregate on the face of the financial statement. The aggregate receipts include the following sources:

Local sources. Amounts received from taxes, revenue from local governmental units other than school corporations, transfer tuition, transportation fees, investment income, food services, School Corporation activities, revenue from community service activities, and other revenue from local sources.

State sources. Amounts received as distributions from the State of Indiana that are to be used by the School Corporation for various purposes, including, but not limited to, the following: unrestricted grants, restricted grants, revenue in lieu of taxes, and revenue for or on behalf of the School Corporation.

EASTERN GREENE SCHOOLS
NOTES TO FINANCIAL STATEMENT
(Continued)

Federal sources. Amounts received as distributions from the federal government that are to be used by the School Corporation for various purposes, including, but not limited to, the following: unrestricted grants, restricted grants, revenue in lieu of taxes, and revenue for or on behalf of the School Corporation.

Other receipts. Amounts received from various sources, including, but not limited to, the following: return of petty cash, return of cash change, insurance claims for losses, sale of securities, and other receipts not listed in another category above.

E. Disbursements

Disbursements are presented in the aggregate on the face of the financial statement. The aggregate disbursements include the following uses:

Instruction. Amounts disbursed for regular programs, special programs, adult and continuing education programs, summer school programs, enrichment programs, remediation, and payments to other governmental units.

Support services. Amounts disbursed for support services related to students, instruction, general administration, school administration, outflows for central services, operation and maintenance of plant services, and student transportation.

Noninstructional services. Amounts disbursed for food service operations and community service operations.

Facilities acquisition and construction. Amounts disbursed for the acquisition, development, construction, and improvement of new and existing facilities.

Debt service. Amounts disbursed for fixed obligations resulting from financial transactions previously entered into by the School Corporation, including: all expenditures for the reduction of the principal and interest of the School Corporation's general obligation indebtedness.

Nonprogrammed charges. Amounts disbursed for donations to foundations, securities purchased, indirect costs, scholarships, and self-insurance payments.

Other disbursements. Amounts disbursed for various other purposes including, but not limited to, the following: interfund loan payments; loans made to other funds; internal service disbursements; and transfers out that are authorized by statute, ordinance, resolution, or court order.

F. Other Financing Sources and Uses

Other financing sources and uses are presented in the aggregate on the face of the financial statement. The aggregate other financing sources and uses include the following:

Transfers in. Amounts received by one fund as a result of transferring money from another fund. The transfers are used for cash flow purposes as provided by various statutory provisions.

EASTERN GREENE SCHOOLS
NOTES TO FINANCIAL STATEMENT
(Continued)

Transfers out. Amounts paid by one fund to another fund. The transfers are used for cash flow purposes as provided by various statutory provisions.

G. Fund Accounting

Separate funds are established, maintained, and reported by the School Corporation. Each fund is used to account for amounts received from and used for specific sources and uses as determined by various regulations. Restrictions on some funds are set by statute while other funds are internally restricted by the School Corporation. The amounts accounted for in a specific fund may only be available for use for certain, legally-restricted purposes. Additionally, some funds are used to account for assets held by the School Corporation in a trustee capacity as an agent of individuals, private organizations, other funds, or other governmental units and, therefore, the funds cannot be used for any expenditures of the unit itself.

Note 2. Budgets

The operating budget is initially prepared and approved at the local level. The fiscal officer of the School Corporation submits a proposed operating budget to the governing board for the following calendar year. The budget is advertised as required by law. Prior to adopting the budget, the governing board conducts public hearings and obtains taxpayer comments. Prior to November 1, the governing board approves the budget for the next year. The budget for funds for which property taxes are levied or highway use taxes are received is subject to final approval by the Indiana Department of Local Government Finance.

Note 3. Property Taxes

Property taxes levied are collected by the County Treasurer and are scheduled to be distributed to the School Corporation in June and December; however, situations can arise which would delay the distributions. State statute (IC 6-1.1-17-16) requires the Indiana Department of Local Government Finance to establish property tax rates and levies by February 15. These rates were based upon the preceding year's lien date (March 1 in a year ending before January 1, 2016 and January 1 in a year beginning after December 31, 2015) assessed valuations adjusted for various tax credits. Taxable property is assessed at 100 percent of the true tax value (determined in accordance with rules and regulations adopted by the Indiana Department of Local Government Finance). Taxes may be paid in two equal installments which normally become delinquent if not paid by May 10 and November 10, respectively.

Note 4. Deposits and Investments

Deposits, made in accordance with state statute (IC 5-13), with financial institutions in the State of Indiana, at year end, should be entirely insured by the Federal Depository Insurance Corporation or by the Indiana Public Deposit Insurance Fund. This includes any deposit accounts issued or offered by a qualifying financial institution.

State statutes authorize the School Corporation to invest in securities including, but not limited to, the following: federal government securities, repurchase agreements, and certain money market mutual funds. Certain other statutory restrictions apply to all investments made by local governmental units.

EASTERN GREENE SCHOOLS
NOTES TO FINANCIAL STATEMENT
(Continued)

Note 5. Risk Management

The School Corporation may be exposed to various risks of loss related to torts; theft of, damage to, and destruction of assets; errors and omissions; job-related illnesses or injuries to employees; medical benefits to employees, retirees, and dependents; and natural disasters.

These risks can be mitigated through the purchase of insurance, establishment of a self-insurance fund, and/or participation in a risk pool. The purchase of insurance transfers the risk to an independent third-party. The establishment of a self-insurance fund allows the School Corporation to set aside money for claim settlements. The self-insurance fund would be included in the financial statement. The purpose of participation in a risk pool is to provide a medium for the funding and administration of the risks.

Note 6. Pension Plans

A. Public Employees' Retirement Fund

Plan Description

The Indiana Public Employees' Retirement Fund (PERF) is a defined benefit pension plan. PERF is a cost-sharing multiple-employer public employee retirement system, which provides retirement benefits to plan members and beneficiaries. All full-time employees are eligible to participate in this defined benefit plan. State statutes (IC 5-10.2 and 5-10.3) govern, through the Indiana Public Retirement System (INPRS) Board, most requirements of the system, and give the School Corporation authority to contribute to the plan. The PERF retirement benefit consists of the pension provided by employer contributions plus an annuity provided by the member's annuity savings account. The annuity savings account consists of members' contributions, set by state statute at 3 percent of compensation, plus the interest credited to the member's account. The employer may elect to make the contributions on behalf of the member.

INPRS administers the plan and issues a publicly available financial report that includes financial statements and required supplementary information for the plan as a whole and for its participants. That report may be obtained by contacting:

Indiana Public Retirement System
One North Capitol, Suite 001
Indianapolis, IN 46204
Ph. (888) 526-1687

Funding Policy and Annual Pension Cost

The contribution requirements of the plan members for PERF are established by the Board of Trustees of INPRS.

EASTERN GREENE SCHOOLS
NOTES TO FINANCIAL STATEMENT
(Continued)

B. Teachers' Retirement Fund

Plan Description

The Indiana Teachers' Retirement Fund (TRF) is a defined benefit pension plan. TRF is a cost-sharing multiple-employer public employee retirement system, which provides retirement benefits to plan members and beneficiaries. All employees engaged in teaching or in the supervision of teaching in the public schools of the State of Indiana are eligible to participate in TRF. State statute (IC 5-10.2) governs, through the Indiana Public Retirement System (INPRS) Board, most requirements of the system, and gives the School Corporation authority to contribute to the plan. The TRF retirement benefit consists of the pension provided by employer contributions plus an annuity provided by the member's annuity savings account. The annuity savings account consists of members' contributions, set by state statute at 3 percent of compensation, plus the interest credited to the member's account. The School Corporation may elect to make the contributions on behalf of the member.

INPRS issues a publicly available financial report that includes financial statements and required supplementary information for the TRF plan as a whole and for its participants. That report may be obtained by contacting:

Indiana Public Retirement System
One North Capitol, Suite 001
Indianapolis, IN 46204
Ph. (888) 286-3544

Funding Policy and Annual Pension Cost

The School Corporation contributes the employer's share to TRF for certified employees employed under a federally funded program and all the certified employees hired after July 1, 1995. The School Corporation currently receives partial funding, through the school funding formula, from the State of Indiana for this contribution. The employer's share of contributions for certified personnel who are not employed under a federally funded program and were hired before July 1, 1995, is considered to be an obligation of, and is paid by, the State of Indiana.

Note 7. Cash Balance Deficits

The financial statement contains some funds with deficits in cash. This is a result of the funds being set up for reimbursable grants. The reimbursements for expenditures made by the School Corporation were not received by June 30, 2017 and 2018.

Note 8. Holding Corporation

The School Corporation has entered into a capital lease with the Eastern Greene School Bldg. Corporation (the lessor). The lessor was organized as a not-for-profit corporation pursuant to state statute for the purpose of financing and constructing or reconstructing facilities for lease to the School Corporation. The lessor has been determined to be a related-party of the School Corporation. Lease payments during the years June 30, 2017 and 2018, totaled \$508,000 and \$508,000, respectively.

EASTERN GREENE SCHOOLS
NOTES TO FINANCIAL STATEMENT
(Continued)

Note 9. *Other Postemployment Benefits*

The School Corporation provides health insurance to eligible retirees and their spouses. These benefits pose a liability to the School Corporation for this year and in future years. Information regarding the benefits can be obtained by contacting the School Corporation.

(This page intentionally left blank.)

OTHER INFORMATION - UNAUDITED

The School Corporation's Financial Reports can be found on the Indiana Department of Education website: <http://www.doe.in.gov/finance/school-financial-reports>. This website is maintained by the Indiana Department of Education. More current financial information is available from the School Corporation Treasurer's office. Additionally, some financial information of the School Corporation can be found on the Indiana Gateway for Government Units website: <https://gateway.ifionline.org/>.

Differences may be noted between the financial information presented in the financial statement contained in this report and the financial information presented in the School Corporation's Financial Reports referenced above. These differences, if any, are due to adjustments made to the financial information during the course of the audit. This is a common occurrence in any financial statement audit. The financial information presented in this report is audited information, and the accuracy of such information can be determined by reading the opinion given in the Independent Auditor's Report.

The other information presented was approved by management of the School Corporation. It is presented as intended by the School Corporation.

EASTERN GREENE SCHOOLS
 COMBINING SCHEDULE OF RECEIPTS, DISBURSEMENTS,
 OTHER FINANCING SOURCES (USES), AND CASH AND
 INVESTMENT BALANCES - REGULATORY BASIS
 For the Year Ended June 30, 2017

	General	Debt Service	Retirement/ Severance Bond Debt Service	Capital Projects	School Transportation	School Bus Replacement	Rainy Day	Construction HS Escrow	Storm Damage 2012	Gym Floor Damage
Cash and investments - beginning	\$ 674,919	\$ 555,049	\$ 28,458	\$ 267,112	\$ 577,276	\$ 8,372	\$ 499,605	\$ 34,860	\$ 2,131	\$ 13,094
Receipts:										
Local sources	401,581	1,369,880	157,344	654,600	990,770	9,856	-	9,294	-	-
State sources	7,621,115	-	-	-	-	-	-	-	-	-
Federal sources	-	-	-	-	-	-	-	-	-	-
Other receipts	-	-	-	-	-	-	-	-	-	-
Total receipts	8,022,696	1,369,880	157,344	654,600	990,770	9,856	-	9,294	-	-
Disbursements:										
Instruction	5,292,665	-	-	-	-	-	7,604	-	-	-
Support services	2,433,754	8,976	-	266,552	716,351	-	105,720	44,154	2,131	4,419
Noninstructional services	121,418	-	-	-	-	-	-	-	-	-
Facilities acquisition and construction	5,673	-	-	146,982	-	-	-	-	-	-
Debt service	-	1,393,418	197,641	-	-	-	-	-	-	-
Nonprogrammed charges	-	-	-	-	-	-	-	-	-	-
Other disbursements	-	-	-	-	-	-	-	-	-	-
Total disbursements	7,853,510	1,402,394	197,641	413,534	716,351	-	113,324	44,154	2,131	4,419
Excess (deficiency) of receipts over disbursements	169,186	(32,514)	(40,297)	241,066	274,419	9,856	(113,324)	(34,860)	(2,131)	(4,419)
Other financing sources (uses):										
Transfers in	-	-	16,685	-	-	-	100,000	-	-	-
Transfers out	(28,180)	-	-	-	(100,000)	-	-	-	-	-
Total other financing sources (uses)	(28,180)	-	16,685	-	(100,000)	-	100,000	-	-	-
Excess (deficiency) of receipts and other financing sources over disbursements and other financing uses	141,006	(32,514)	(23,612)	241,066	174,419	9,856	(13,324)	(34,860)	(2,131)	(4,419)
Cash and investments - ending	\$ 815,925	\$ 522,535	\$ 4,846	\$ 508,178	\$ 751,695	\$ 18,228	\$ 486,281	\$ -	\$ -	\$ 8,675

EASTERN GREENE SCHOOLS
 COMBINING SCHEDULE OF RECEIPTS, DISBURSEMENTS,
 OTHER FINANCING SOURCES (USES), AND CASH AND
 INVESTMENT BALANCES - REGULATORY BASIS
 For the Year Ended June 30, 2017

	705 New HS Reconstruction	School Lunch	Textbook Rental	Self- Insurance	Early Intervention Grant	1958 Lilly Initiative Grant	Hutton Scholarship Fund	Amvets/ Rodney Ritter	General Motors Scholarships	General Scholarships
Cash and investments - beginning	\$ -	\$ 25,115	\$ 213,502	\$ 1,071,518	\$ -	\$ -	\$ 6,976	\$ 5,539	\$ 1,000	\$ 500
Receipts:										
Local sources	4,670,268	256,987	45,033	1,156,584	-	30,000	-	-	2,000	1,500
State sources	-	4,801	49,761	-	-	-	-	-	-	-
Federal sources	-	332,821	-	-	-	-	-	-	-	-
Other receipts	-	(30)	-	-	-	-	-	-	-	-
Total receipts	<u>4,670,268</u>	<u>594,579</u>	<u>94,794</u>	<u>1,156,584</u>	<u>-</u>	<u>30,000</u>	<u>-</u>	<u>-</u>	<u>2,000</u>	<u>1,500</u>
Disbursements:										
Instruction	-	-	-	-	-	-	-	-	-	-
Support services	-	206	116,243	-	-	10,976	-	-	-	-
Noninstructional services	-	601,451	-	-	-	-	-	-	-	-
Facilities acquisition and construction	237,308	-	-	-	-	-	-	-	-	-
Debt service	-	-	-	-	-	-	-	-	-	-
Nonprogrammed charges	-	-	-	1,048,713	-	-	-	-	3,000	1,500
Other disbursements	-	-	-	-	-	-	-	-	-	-
Total disbursements	<u>237,308</u>	<u>601,657</u>	<u>116,243</u>	<u>1,048,713</u>	<u>-</u>	<u>10,976</u>	<u>-</u>	<u>-</u>	<u>3,000</u>	<u>1,500</u>
Excess (deficiency) of receipts over disbursements	<u>4,432,960</u>	<u>(7,078)</u>	<u>(21,449)</u>	<u>107,871</u>	<u>-</u>	<u>19,024</u>	<u>-</u>	<u>-</u>	<u>(1,000)</u>	<u>-</u>
Other financing sources (uses):										
Transfers in	-	11,495	-	-	-	-	-	-	-	-
Transfers out	-	-	-	-	-	-	-	-	-	-
Total other financing sources (uses)	<u>-</u>	<u>11,495</u>	<u>-</u>	<u>-</u>	<u>-</u>	<u>-</u>	<u>-</u>	<u>-</u>	<u>-</u>	<u>-</u>
Excess (deficiency) of receipts and other financing sources over disbursements and other financing uses	<u>4,432,960</u>	<u>4,417</u>	<u>(21,449)</u>	<u>107,871</u>	<u>-</u>	<u>19,024</u>	<u>-</u>	<u>-</u>	<u>(1,000)</u>	<u>-</u>
Cash and investments - ending	<u>\$ 4,432,960</u>	<u>\$ 29,532</u>	<u>\$ 192,053</u>	<u>\$ 1,179,389</u>	<u>\$ -</u>	<u>\$ 19,024</u>	<u>\$ 6,976</u>	<u>\$ 5,539</u>	<u>\$ -</u>	<u>\$ 500</u>

EASTERN GREENE SCHOOLS
 COMBINING SCHEDULE OF RECEIPTS, DISBURSEMENTS,
 OTHER FINANCING SOURCES (USES), AND CASH AND
 INVESTMENT BALANCES - REGULATORY BASIS
 For the Year Ended June 30, 2017

	Clark FFA Scholarship	Scholarships and Awards	2722 STEM Greene County Foundation	Credit Recovery Novel Stars	Formative Assessment	GT/ High Ability 2015-16	3171 High Ability 16-17	3173 High Ability 17-18	Medicaid Reimbursement	Caitlin Memorial Fund
Cash and investments - beginning	\$ 575	\$ 650	\$ -	\$ 4,359	\$ 2,456	\$ 11,021	\$ -	\$ -	\$ 2,979	\$ 6,833
Receipts:										
Local sources	500	-	-	-	-	-	-	-	-	2
State sources	-	-	-	-	5,660	-	29,789	-	24,682	-
Federal sources	-	-	-	-	-	-	-	-	-	-
Other receipts	-	-	-	-	-	-	-	-	-	-
Total receipts	500	-	-	-	5,660	-	29,789	-	24,682	2
Disbursements:										
Instruction	-	-	-	-	7,266	11,021	14,841	-	-	-
Support services	-	-	-	-	-	-	-	-	-	-
Noninstructional services	-	-	-	-	-	-	-	-	-	100
Facilities acquisition and construction	-	-	-	-	-	-	-	-	-	-
Debt service	-	-	-	-	-	-	-	-	-	-
Nonprogrammed charges	575	-	-	-	-	-	-	-	-	-
Other disbursements	-	-	-	-	-	-	-	-	-	-
Total disbursements	575	-	-	-	7,266	11,021	14,841	-	-	100
Excess (deficiency) of receipts over disbursements	(75)	-	-	-	(1,606)	(11,021)	14,948	-	24,682	(98)
Other financing sources (uses):										
Transfers in	-	-	-	-	-	-	-	-	-	-
Transfers out	-	-	-	-	-	-	-	-	-	-
Total other financing sources (uses)	-	-	-	-	-	-	-	-	-	-
Excess (deficiency) of receipts and other financing sources over disbursements and other financing uses	(75)	-	-	-	(1,606)	(11,021)	14,948	-	24,682	(98)
Cash and investments - ending	\$ 500	\$ 650	\$ -	\$ 4,359	\$ 850	\$ -	\$ 14,948	\$ -	\$ 27,661	\$ 6,735

EASTERN GREENE SCHOOLS
 COMBINING SCHEDULE OF RECEIPTS, DISBURSEMENTS,
 OTHER FINANCING SOURCES (USES), AND CASH AND
 INVESTMENT BALANCES - REGULATORY BASIS
 For the Year Ended June 30, 2017

	Technology Grants [IC 20-40-15]	Career and Technical Performance Grant	Performance Based Awards	Miscellaneous Programs	4115 Title I 2015-16	4116 Title I 2016-17	4117 Title I 2017-18	Safe and Drug Free 2007-2009	Medicaid Reimbursement - Federal	6846 Title IIA 14/16
Cash and investments - beginning	\$ -	\$ -	\$ -	\$ 1,519	\$ (15,970)	\$ -	\$ -	\$ 18	\$ 5,940	\$ (4,173)
Receipts:										
Local sources	-	-	-	1,000	-	-	-	-	-	-
State sources	-	-	-	-	-	-	-	-	-	-
Federal sources	-	2,785	-	-	52,477	116,646	-	-	49,508	15,639
Other receipts	-	-	-	-	-	-	-	-	-	-
Total receipts	-	2,785	-	1,000	52,477	116,646	-	-	49,508	15,639
Disbursements:										
Instruction	-	-	-	-	38,898	117,385	-	-	-	-
Support services	-	-	-	-	-	1,880	-	-	-	11,466
Noninstructional services	-	-	-	1,084	140	-	-	-	-	-
Facilities acquisition and construction	-	-	-	-	-	-	-	-	-	-
Debt service	-	-	-	-	-	-	-	-	-	-
Nonprogrammed charges	-	-	-	-	-	-	-	-	-	-
Other disbursements	-	-	-	-	-	-	-	-	-	-
Total disbursements	-	-	-	1,084	39,038	119,265	-	-	-	11,466
Excess (deficiency) of receipts over disbursements	-	2,785	-	(84)	13,439	(2,619)	-	-	49,508	4,173
Other financing sources (uses):										
Transfers in	-	-	-	-	-	-	-	-	-	-
Transfers out	-	-	-	-	-	-	-	-	-	-
Total other financing sources (uses)	-	-	-	-	-	-	-	-	-	-
Excess (deficiency) of receipts and other financing sources over disbursements and other financing uses	-	2,785	-	(84)	13,439	(2,619)	-	-	49,508	4,173
Cash and investments - ending	\$ -	\$ 2,785	\$ -	\$ 1,435	\$ (2,531)	\$ (2,619)	\$ -	\$ 18	\$ 55,448	\$ -

EASTERN GREENE SCHOOLS
 COMBINING SCHEDULE OF RECEIPTS, DISBURSEMENTS,
 OTHER FINANCING SOURCES (USES), AND CASH AND
 INVESTMENT BALANCES - REGULATORY BASIS
 For the Year Ended June 30, 2017

	6847 Title IIA 16/17	6848 Title IIA 16/18	6849 Title IIA 17/19	Prepaid Food Trust	Payroll Withholdings	Totals
Cash and investments - beginning	\$ -	\$ -	\$ -	\$ -	\$ 57,547	\$ 4,058,780
Receipts:						
Local sources	-	-	-	-	-	9,757,199
State sources	-	-	-	-	-	7,735,808
Federal sources	-	-	-	-	-	569,876
Other receipts	-	-	-	-	1,523,538	1,523,508
Total receipts	-	-	-	-	1,523,538	19,586,391
Disbursements:						
Instruction	-	-	-	-	-	5,489,680
Support services	14,066	-	-	-	-	3,736,894
Noninstructional services	-	-	-	-	-	724,193
Facilities acquisition and construction	-	-	-	-	-	389,963
Debt service	-	-	-	-	-	1,591,059
Nonprogrammed charges	-	-	-	-	-	1,053,788
Other disbursements	-	-	-	-	1,538,412	1,538,412
Total disbursements	14,066	-	-	-	1,538,412	14,523,989
Excess (deficiency) of receipts over disbursements	(14,066)	-	-	-	(14,874)	5,062,402
Other financing sources (uses):						
Transfers in	-	-	-	-	-	128,180
Transfers out	-	-	-	-	-	(128,180)
Total other financing sources (uses)	-	-	-	-	-	-
Excess (deficiency) of receipts and other financing sources over disbursements and other financing uses	(14,066)	-	-	-	(14,874)	5,062,402
Cash and investments - ending	\$ (14,066)	\$ -	\$ -	\$ -	\$ 42,673	\$ 9,121,182

EASTERN GREENE SCHOOLS
 COMBINING SCHEDULE OF RECEIPTS, DISBURSEMENTS,
 OTHER FINANCING SOURCES (USES), AND CASH AND
 INVESTMENT BALANCES - REGULATORY BASIS
 For the Year Ended June 30, 2018

	General	Debt Service	Retirement/ Severance Bond Debt Service	Capital Projects	School Transportation	School Bus Replacement	Rainy Day	Construction HS Escrow	Storm Damage 2012	Gym Floor Damage
Cash and investments - beginning	\$ 815,925	\$ 522,535	\$ 4,846	\$ 508,178	\$ 751,695	\$ 18,228	\$ 486,281	\$ -	\$ -	\$ 8,675
Receipts:										
Local sources	430,947	1,345,460	180,127	555,335	1,047,462	22,322	-	-	-	-
State sources	7,590,963	-	-	-	-	-	-	-	-	-
Federal sources	-	-	-	-	-	-	-	-	-	-
Other receipts	-	-	-	-	-	-	-	-	22,368	-
Total receipts	8,021,910	1,345,460	180,127	555,335	1,047,462	22,322	-	-	22,368	-
Disbursements:										
Instruction	5,394,460	-	-	-	-	-	6,914	-	-	-
Support services	2,462,903	-	-	305,724	626,923	-	115,500	-	13,618	6,550
Noninstructional services	99,364	-	-	-	-	-	-	-	-	-
Facilities acquisition and construction	5,490	-	-	148,074	-	-	-	-	-	-
Debt service	-	1,370,068	198,472	-	-	-	-	-	-	-
Nonprogrammed charges	-	-	-	-	-	-	-	-	-	-
Other disbursements	-	-	-	-	-	-	-	-	-	-
Total disbursements	7,962,217	1,370,068	198,472	453,798	626,923	-	122,414	-	13,618	6,550
Excess (deficiency) of receipts over disbursements	59,693	(24,608)	(18,345)	101,537	420,539	22,322	(122,414)	-	8,750	(6,550)
Other financing sources (uses):										
Transfers in	-	-	13,499	-	-	-	618,229	-	-	-
Transfers out	(25,199)	-	-	(200,000)	(400,000)	(18,229)	-	-	-	-
Total other financing sources (uses)	(25,199)	-	13,499	(200,000)	(400,000)	(18,229)	618,229	-	-	-
Excess (deficiency) of receipts and other financing sources over disbursements and other financing uses	34,494	(24,608)	(4,846)	(98,463)	20,539	4,093	495,815	-	8,750	(6,550)
Cash and investments - ending	\$ 850,419	\$ 497,927	\$ -	\$ 409,715	\$ 772,234	\$ 22,321	\$ 982,096	\$ -	\$ 8,750	\$ 2,125

EASTERN GREENE SCHOOLS
 COMBINING SCHEDULE OF RECEIPTS, DISBURSEMENTS,
 OTHER FINANCING SOURCES (USES), AND CASH AND
 INVESTMENT BALANCES - REGULATORY BASIS
 For the Year Ended June 30, 2018

	705 New HS Reconstruction	School Lunch	Textbook Rental	Self- Insurance	Early Intervention Grant	1958 Lilly Initiative Grant	Hutton Scholarship Fund	Amvets/ Rodney Ritter	General Motors Scholarships	General Scholarships
Cash and investments - beginning	\$ 4,432,960	\$ 29,532	\$ 192,053	\$ 1,179,389	\$ -	\$ 19,024	\$ 6,976	\$ 5,539	\$ -	\$ 500
Receipts:										
Local sources	1,165	250,997	67,029	1,353,874	-	-	-	-	3,000	2,500
State sources	-	4,149	41,150	-	5,644	-	-	-	-	-
Federal sources	-	344,335	-	-	-	-	-	-	-	-
Other receipts	-	170	-	-	-	-	-	-	-	-
Total receipts	1,165	599,651	108,179	1,353,874	5,644	-	-	-	3,000	2,500
Disbursements:										
Instruction	-	-	-	-	4,675	-	-	-	-	-
Support services	-	14,171	164,578	-	-	16,182	-	-	-	-
Noninstructional services	-	626,636	-	-	-	-	-	-	-	-
Facilities acquisition and construction	294,490	-	-	-	-	-	-	-	-	-
Debt service	-	-	-	-	-	-	-	-	-	-
Nonprogrammed charges	-	-	-	1,050,864	-	-	-	-	1,000	1,500
Other disbursements	-	-	-	-	-	-	-	-	-	-
Total disbursements	294,490	640,807	164,578	1,050,864	4,675	16,182	-	-	1,000	1,500
Excess (deficiency) of receipts over disbursements	(293,325)	(41,156)	(56,399)	303,010	969	(16,182)	-	-	2,000	1,000
Other financing sources (uses):										
Transfers in	-	11,700	-	-	-	-	-	-	-	-
Transfers out	-	-	-	-	-	-	-	-	-	-
Total other financing sources (uses)	-	11,700	-	-	-	-	-	-	-	-
Excess (deficiency) of receipts and other financing sources over disbursements and other financing uses	(293,325)	(29,456)	(56,399)	303,010	969	(16,182)	-	-	2,000	1,000
Cash and investments - ending	\$ 4,139,635	\$ 76	\$ 135,654	\$ 1,482,399	\$ 969	\$ 2,842	\$ 6,976	\$ 5,539	\$ 2,000	\$ 1,500

EASTERN GREENE SCHOOLS
 COMBINING SCHEDULE OF RECEIPTS, DISBURSEMENTS,
 OTHER FINANCING SOURCES (USES), AND CASH AND
 INVESTMENT BALANCES - REGULATORY BASIS
 For the Year Ended June 30, 2018

	Clark FFA Scholarship	Scholarships and Awards	2722 STEM Greene County Foundation	Credit Recovery Novel Stars	Formative Assessment	GT/ High Ability 2015-16	3171 High Ability 16-17	3173 High Ability 17-18	Medicaid Reimbursement	Caitlin Memorial Fund
Cash and investments - beginning	\$ 500	\$ 650	\$ -	\$ 4,359	\$ 850	\$ -	\$ 14,948	\$ -	\$ 27,661	\$ 6,735
Receipts:										
Local sources	-	-	-	-	-	-	-	-	-	2
State sources	-	-	-	-	4,976	-	-	29,352	24,086	-
Federal sources	-	-	-	-	-	-	-	-	-	-
Other receipts	-	-	-	-	-	-	-	-	-	-
Total receipts	-	-	-	-	4,976	-	-	29,352	24,086	2
Disbursements:										
Instruction	-	-	1,436	-	5,826	-	14,948	21,234	-	-
Support services	-	-	-	-	-	-	-	-	-	-
Noninstructional services	-	-	-	-	-	-	-	-	-	100
Facilities acquisition and construction	-	-	-	-	-	-	-	-	-	-
Debt service	-	-	-	-	-	-	-	-	-	-
Nonprogrammed charges	500	-	-	-	-	-	-	-	-	-
Other disbursements	-	-	-	-	-	-	-	-	-	-
Total disbursements	500	-	1,436	-	5,826	-	14,948	21,234	-	100
Excess (deficiency) of receipts over disbursements	(500)	-	(1,436)	-	(850)	-	(14,948)	8,118	24,086	(98)
Other financing sources (uses):										
Transfers in	-	-	-	-	-	-	-	-	-	-
Transfers out	-	-	-	-	-	-	-	-	-	-
Total other financing sources (uses)	-	-	-	-	-	-	-	-	-	-
Excess (deficiency) of receipts and other financing sources over disbursements and other financing uses	(500)	-	(1,436)	-	(850)	-	(14,948)	8,118	24,086	(98)
Cash and investments - ending	\$ -	\$ 650	\$ (1,436)	\$ 4,359	\$ -	\$ -	\$ -	\$ 8,118	\$ 51,747	\$ 6,637

EASTERN GREENE SCHOOLS
 COMBINING SCHEDULE OF RECEIPTS, DISBURSEMENTS,
 OTHER FINANCING SOURCES (USES), AND CASH AND
 INVESTMENT BALANCES - REGULATORY BASIS
 For the Year Ended June 30, 2018

	Technology Grants [IC 20-40-15]	Career and Technical Performance Grant	Performance Based Awards	Miscellaneous Programs	4115 Title I 2015-16	4116 Title I 2016-17	4117 Title I 2017-18	Safe and Drug Free 2007-2009	Medicaid Reimbursement - Federal	6846 Title IIA 14/16
Cash and investments - beginning	\$ -	\$ 2,785	\$ -	\$ 1,435	\$ (2,531)	\$ (2,619)	\$ -	\$ 18	\$ 55,448	\$ -
Receipts:										
Local sources	-	-	-	-	-	-	-	-	-	-
State sources	3,500	-	34,070	-	-	-	-	-	-	-
Federal sources	-	-	-	-	-	54,269	132,571	-	45,910	-
Other receipts	-	-	-	-	-	-	-	-	-	-
Total receipts	3,500	-	34,070	-	-	54,269	132,571	-	45,910	-
Disbursements:										
Instruction	487	-	34,070	-	(2,531)	51,569	159,408	18	3,373	-
Support services	-	-	-	-	-	-	1,790	-	-	-
Noninstructional services	-	-	-	1,045	-	81	187	-	-	-
Facilities acquisition and construction	-	-	-	-	-	-	-	-	-	-
Debt service	-	-	-	-	-	-	-	-	-	-
Nonprogrammed charges	-	-	-	-	-	-	-	-	-	-
Other disbursements	-	-	-	-	-	-	-	-	-	-
Total disbursements	487	-	34,070	1,045	(2,531)	51,650	161,385	18	3,373	-
Excess (deficiency) of receipts over disbursements	3,013	-	-	(1,045)	2,531	2,619	(28,814)	(18)	42,537	-
Other financing sources (uses):										
Transfers in	-	-	-	-	-	-	-	-	-	-
Transfers out	-	-	-	-	-	-	-	-	-	-
Total other financing sources (uses)	-	-	-	-	-	-	-	-	-	-
Excess (deficiency) of receipts and other financing sources over disbursements and other financing uses	3,013	-	-	(1,045)	2,531	2,619	(28,814)	(18)	42,537	-
Cash and investments - ending	\$ 3,013	\$ 2,785	\$ -	\$ 390	\$ -	\$ -	\$ (28,814)	\$ -	\$ 97,985	\$ -

EASTERN GREENE SCHOOLS
 COMBINING SCHEDULE OF RECEIPTS, DISBURSEMENTS,
 OTHER FINANCING SOURCES (USES), AND CASH AND
 INVESTMENT BALANCES - REGULATORY BASIS
 For the Year Ended June 30, 2018

	6847 Title IIA 16/17	6848 Title IIA 16/18	6849 Title IIA 17/19	Prepaid Food Trust	Payroll Withholdings	Totals
Cash and investments - beginning	\$ (14,066)	\$ -	\$ -	\$ -	\$ 42,673	\$ 9,121,182
Receipts:						
Local sources	-	-	-	-	-	5,260,220
State sources	-	-	-	-	-	7,737,890
Federal sources	23,456	-	-	-	-	600,541
Other receipts	-	-	-	6,813	1,513,658	1,543,009
Total receipts	23,456	-	-	6,813	1,513,658	15,141,660
Disbursements:						
Instruction	-	783	396	-	-	5,697,066
Support services	9,390	21,700	-	-	-	3,759,029
Noninstructional services	-	-	-	-	-	727,413
Facilities acquisition and construction	-	-	-	-	-	448,054
Debt service	-	-	-	-	-	1,568,540
Nonprogrammed charges	-	-	-	-	-	1,053,864
Other disbursements	-	-	-	-	1,530,905	1,530,905
Total disbursements	9,390	22,483	396	-	1,530,905	14,784,871
Excess (deficiency) of receipts over disbursements	14,066	(22,483)	(396)	6,813	(17,247)	356,789
Other financing sources (uses):						
Transfers in	-	-	-	-	-	643,428
Transfers out	-	-	-	-	-	(643,428)
Total other financing sources (uses)	-	-	-	-	-	-
Excess (deficiency) of receipts and other financing sources over disbursements and other financing uses	14,066	(22,483)	(396)	6,813	(17,247)	356,789
Cash and investments - ending	\$ -	\$ (22,483)	\$ (396)	\$ 6,813	\$ 25,426	\$ 9,477,971

EASTERN GREENE SCHOOLS
SCHEDULE OF LEASES AND DEBT
June 30, 2018

Lessor	Purpose	Annual Lease Payment	Lease Beginning Date	Lease Ending Date
Governmental activities:				
Eastern Greene School Bldg. Corporation	Renovation of Eastern Greene High School	\$ 501,750	7/31/2014	7/15/2034
Total of annual lease payments		<u>\$ 501,750</u>		

Type	Description of Debt Purpose	Ending Principal Balance	Principal and Interest Due Within One Year
Governmental activities:			
General obligation bonds	Common School Loan 354	\$ 372,000	\$ 137,640
General obligation bonds	Common School Loan 506	748,125	128,678
General obligation bonds	Common School Loan 554	5,400,000	572,400
General obligation bonds	Pension Bond	<u>95,000</u>	<u>95,555</u>
Total governmental activities		<u>6,615,125</u>	<u>934,273</u>
Totals		<u>\$ 6,615,125</u>	<u>\$ 934,273</u>

EASTERN GREENE SCHOOLS
 SCHEDULE OF CAPITAL ASSETS
 June 30, 2018

Capital assets are reported at actual or estimated historical cost based on appraisals or deflated current replacement cost. Contributed or donated assets are reported at estimated fair value at the time received.

	<u>Ending Balance</u>
Governmental activities:	
Land	\$ 305,553
Infrastructure	522,440
Buildings	26,297,326
Improvements other than buildings	885,350
Machinery, equipment, and vehicles	1,017,492
Books and other	<u>1,071,625</u>
Total governmental activities	<u>30,099,786</u>
Total capital assets	<u>\$ 30,099,786</u>

(This page intentionally left blank.)

SUPPLEMENTAL AUDIT OF
FEDERAL AWARDS



STATE OF INDIANA
AN EQUAL OPPORTUNITY EMPLOYER

STATE BOARD OF ACCOUNTS
302 WEST WASHINGTON STREET
ROOM E418
INDIANAPOLIS, INDIANA 46204-2769

Telephone: (317) 232-2513
Fax: (317) 232-4711
Web Site: www.in.gov/sboa

INDEPENDENT AUDITOR'S REPORT ON COMPLIANCE FOR THE MAJOR FEDERAL
PROGRAM AND ON INTERNAL CONTROL OVER COMPLIANCE

TO: THE OFFICIALS OF THE EASTERN GREENE SCHOOLS, GREENE COUNTY, INDIANA

Report on Compliance for the Major Federal Program

We have audited the Eastern Greene Schools' (School Corporation) compliance with the types of compliance requirements described in the *OMB Compliance Supplement* that could have a direct and material effect on its major federal program for the period of July 1, 2016 to June 30, 2018. The School Corporation's major federal program is identified in the Summary of Auditor's Results section of the accompanying Schedule of Findings and Questioned Costs.

Management's Responsibility

Management is responsible for compliance with federal statutes, regulations, and the terms and conditions of its federal awards applicable to its federal programs.

Auditor's Responsibility

Our responsibility is to express an opinion on compliance for the School Corporation's major federal program based on our audit of the types of compliance requirements referred to above. We conducted our audit of compliance in accordance with auditing standards generally accepted in the United States of America; the standards applicable to financial audits contained in *Government Auditing Standards*, issued by the Comptroller General of the United States; and the audit requirements of Title 2 U.S. *Code of Federal Regulations* Part 200, *Uniform Administrative Requirements, Cost Principles, and Audit Requirements for Federal Awards* (Uniform Guidance). Those standards and the Uniform Guidance require that we plan and perform the audit to obtain reasonable assurance about whether noncompliance with the types of compliance requirements referred to above that could have a direct and material effect on a major federal program occurred. An audit includes examining, on a test basis, evidence about the School Corporation's compliance with those requirements and performing such other procedures as we considered necessary in the circumstances.

We believe that our audit provides a reasonable basis for our opinion on compliance for the major federal program. However, our audit does not provide a legal determination of the School Corporation's compliance.

Opinion on the Major Federal Program

In our opinion, the School Corporation complied, in all material respects, with the types of compliance requirements referred to above that could have a direct and material effect on its major federal program for the period of July 1, 2016 to June 30, 2018.

INDEPENDENT AUDITOR'S REPORT ON COMPLIANCE FOR THE MAJOR FEDERAL
PROGRAM AND ON INTERNAL CONTROL OVER COMPLIANCE
(Continued)

Other Matters

The results of our auditing procedures disclosed instances of noncompliance, which are required to be reported in accordance with the Uniform Guidance and which are described in the accompanying Schedule of Findings and Questioned Costs as item 2018-001. Our opinion on the major federal program is not modified with respect to these matters.

The School Corporation's response to the noncompliance findings identified in our audit is described in the accompanying Corrective Action Plan. The School Corporation's response was not subjected to the auditing procedures applied in the audit of compliance and, accordingly, we express no opinion on the response.

Report on Internal Control over Compliance


Management of the School Corporation is responsible for establishing and maintaining effective internal control over compliance with the types of compliance requirements referred to above. In planning and performing our audit of compliance, we considered the School Corporation's internal control over compliance with the types of requirements that could have a direct and material effect on the major federal program to determine the auditing procedures that are appropriate in the circumstances for the purpose of expressing our opinion on compliance for the major federal program and to test and report on internal control over compliance in accordance with the Uniform Guidance, but not for the purpose of expressing an opinion on the effectiveness of internal control over compliance. Accordingly, we do not express an opinion on the effectiveness of the School Corporation's internal control over compliance.

A deficiency in internal control over compliance exists when the design or operation of a control over compliance does not allow management or employees, in the normal course of performing their assigned functions, to prevent, or detect and correct, noncompliance with a type of compliance requirement of a federal program on a timely basis. A material weakness in internal control over compliance is a deficiency, or a combination of deficiencies, in internal control over compliance, such that there is a reasonable possibility that material noncompliance with a type of compliance requirement of a federal program will not be prevented, or detected and corrected, on a timely basis. A significant deficiency in internal control over compliance is a deficiency, or a combination of deficiencies, in internal control over compliance with a type of compliance requirement of a federal program that is less severe than a material weakness in internal control over compliance, yet important enough to merit attention by those charged with governance.

Our consideration of internal control over compliance was for the limited purpose described in the first paragraph of this section and was not designed to identify all deficiencies in internal control over compliance that might be material weaknesses or significant deficiencies and, therefore, material weaknesses or significant deficiencies may exist that were not identified. We identified certain deficiencies in internal control over compliance, as described in the accompanying Schedule of Findings and Questioned Costs as item 2018-001, that we consider to be a material weakness.

The School Corporation's response to the internal control over compliance findings identified in our audit is described in the accompanying Corrective Action Plan. The School Corporation's response was not subjected to the auditing procedures applied in the audit of compliance and, accordingly, we express no opinion on the response.

The purpose of this report on internal control over compliance is solely to describe the scope of our testing of internal control over compliance and the results of that testing based on the requirements of the Uniform Guidance. Accordingly, this report is not suitable for any other purpose.


Paul D. Joyce, CPA
State Examiner

March 27, 2019

(This page intentionally left blank.)

SCHEDULE OF EXPENDITURES OF FEDERAL AWARDS AND ACCOMPANYING NOTES

The Schedule of Expenditures of Federal Awards and accompanying notes presented were approved by management of the School Corporation. The schedule and notes are presented as intended by the School Corporation.

EASTERN GREENE SCHOOLS
SCHEDULE OF EXPENDITURES OF FEDERAL AWARDS
For the Years Ended June 30, 2017 and 2018

Federal Grantor Agency Cluster Title/Program Title/Project Title	Pass-Through Entity or Direct Grant	Federal CFDA Number	Pass-Through Entity (or Other) Identifying Number	Passed Through to Subrecipient 06-30-17	Total Federal Awards Expended 06-30-17	Passed Through to Subrecipient 06-30-18	Total Federal Awards Expended 06-30-18
<u>Department of Agriculture</u>							
Child Nutrition Cluster School Breakfast Program	Indiana Department of Education	10.553	FY 16-17 FY 17-18	\$ - -	\$ 76,008 -	\$ - -	\$ - 75,236
Total - School Breakfast Program				-	76,008	-	75,236
National School Lunch Program	Indiana Department of Education	10.555	FY 16-17 FY 16-17 FY 17-18 FY 17-18	- - - -	246,383 102,237 - -	- - - -	- - 260,104 39,451
Total - National School Lunch Program				-	348,620	-	299,555
Summer Food Service Program for Children	Indiana Department of Education	10.559	FY 16-17 FY 17-18	- -	10,430 -	- -	- 8,412
Total - Summer Food Service Program for Children				-	10,430	-	8,412
Total - Child Nutrition Cluster				-	435,058	-	383,203
Total - Department of Agriculture				-	435,058	-	383,203
<u>Department of Education</u>							
Special Education Cluster (IDEA) Special Education Grants to States	Indiana Department of Education	84.027	14215-049-PN01 14216-049-PN01 14216-049-PN01 14217-049-PN01 18611-047-PN01 14217-049-PN01	- - - - - -	50,964 81,306 - - - 150,219	- - - - - -	- - 46,550 90,962 175,087 -
Total - Special Education Grants to States				-	282,489	-	312,599
Special Education Preschool Grants	Indiana Department of Education	84.173	18619-047-PN01 45715-049-PN01 45716-049-PN01	- - -	- 96 4,793	- - -	4,379 - -

EASTERN GREENE SCHOOLS
SCHEDULE OF EXPENDITURES OF FEDERAL AWARDS
For the Years Ended June 30, 2017 and 2018

Federal Grantor Agency Cluster Title/Program Title/Project Title	Pass-Through Entity or Direct Grant	Federal CFDA Number	Pass-Through Entity (or Other) Identifying Number	Passed Through to Subrecipient 06-30-17	Total Federal Awards Expended 06-30-17	Passed Through to Subrecipient 06-30-18	Total Federal Awards Expended 06-30-18
			45716-049-PN01	-	-	-	124
			45717-049-PN01	-	4,337	-	-
			45717-049-PN01	-	-	-	6,037
	Total - Special Education Preschool Grants			-	9,226	-	10,540
	Total - Special Education Cluster (IDEA)			-	291,715	-	323,139
Title I Grants to Local Educational Agencies	Indiana Department of Education						
Title I 2015-16		84.010	Proj # 16-2940	-	52,477	-	-
Title I 2016-17			Proj # 17-2940	-	-	-	54,270
Title I 2016-17			Proj # 17-2940	-	116,646	-	-
Title I 2017-18			Proj # 18-2940	-	-	-	132,571
	Total - Title I Grants to Local Educational Agencies			-	169,123	-	186,841
Supporting Effective Instruction State Grants	Indiana Department of Education	84.367					
Title IIA 15/16			S367A1400013	-	15,639	-	-
Title IIA 15/17			S367A1500013	-	-	-	23,456
	Total - Supporting Effective Instruction State Grants			-	15,639	-	23,456
	Total - Department of Education			-	476,477	-	533,436
<u>Department of Health and Human Services</u>							
Medicaid Cluster							
Medical Assistance Program	Indiana Department of Education	93.778					
Medicaid Federal				-	49,508	-	-
Medicaid Federal				-	-	-	45,910
	Total - Medical Assistance Program			-	49,508	-	45,910
	Total - Medicaid Cluster			-	49,508	-	45,910
	Total - Department of Health and Human Services			-	49,508	-	45,910
Total federal awards expended				\$ -	\$ 961,043	\$ -	\$ 962,549

The accompanying notes are an integral part of the Schedule of Expenditures of Federal Awards.

EASTERN GREENE SCHOOLS
NOTES TO SCHEDULE OF EXPENDITURES OF FEDERAL AWARDS

Note 1. Basis of Presentation

The accompanying Schedule of Expenditures of Federal Awards (SEFA) includes the federal grant activity of the School Corporation under programs of the federal government for the years ended June 30, 2017 and 2018. The information in the SEFA is presented in accordance with the requirements of Title 2 U.S. *Code of Federal Regulations* Part 200, *Uniform Administrative Requirements, Cost Principles, and Audit Requirements for Federal Awards* (Uniform Guidance). Because the SEFA presents only a select portion of the operations of the School Corporation, it is not intended to and does not present the financial position of the School Corporation.

The Uniform Guidance requires an annual audit of nonfederal entities expending a total amount of federal awards equal to or in excess of \$750,000 in any fiscal year unless by constitution or statute a less frequent audit is required. In accordance with Indiana Code (IC 5-11-1-25), audits of school corporations shall be conducted biennially. Such audits shall include both years within the biennial period.

Note 2. Summary of Significant Accounting Policies

Expenditures reported on the SEFA are reported on the cash basis of accounting. Such expenditures are recognized following, as applicable, either the cost principles in OMB Circular A-87, *Cost Principles for State, Local, and Indian Tribal Governments*, or the cost principles contained in the Uniform Guidance, wherein certain types of expenditures are not allowed or are limited as to reimbursement. When federal grants are received on a reimbursement basis, the federal awards are considered expended when the reimbursement is received.

Note 3. Special Education Cooperative

The School Corporation is a member of the Orange-Lawrence-Jackson-Martin-Greene Joint Services Special Education Cooperative (Cooperative), which operates the special education program for the School Corporation. As a result, some activity for the Special Education Cluster (IDEA) that is presented on the SEFA is not presented as receipts and disbursements in the financial statement for the School Corporation. This activity is reported on the financial statement of the Cooperative.

EASTERN GREENE SCHOOLS
SCHEDULE OF FINDINGS AND QUESTIONED COSTS

Section I - Summary of Auditor's Results

Financial Statement:

Type of auditor's report issued:	Adverse as to GAAP; Unmodified as to Regulatory Basis
Internal control over financial reporting:	
Material weakness identified?	no
Significant deficiency identified?	none reported
Noncompliance material to financial statement noted?	no

Federal Awards:

Internal control over major program:	
Material weakness identified?	yes
Significant deficiency identified?	none reported
Any audit findings disclosed that are required to be reported in accordance with section 2 CFR 200.516(a)?	yes

Identification of Major Program and type of auditor's report issued on compliance for it:

<u>Name of Federal Program or Cluster</u>	<u>Opinion Issued</u>
Child Nutrition Cluster	Unmodified

Dollar threshold used to distinguish between Type A and Type B programs: \$750,000

Auditee qualified as low-risk auditee?	no
--	----

Section II - Financial Statement Findings

No matters are reportable.

Section III - Federal Award Findings and Questioned Costs

FINDING 2018-001

Subject: School Breakfast Program and National School Lunch Program - Program Income
 Federal Agency: Department of Agriculture
 Federal Programs: School Breakfast Program, National School Lunch Program
 CFDA Numbers: 10.553, 10.555
 Federal Award Numbers and Years (or Other Identifying Numbers): FY 16-17, FY 17-18
 Pass-Through Entity: Indiana Department of Education
 Compliance Requirement: Program Income
 Audit Findings: Material Weakness, Other Matters

EASTERN GREENE SCHOOLS
SCHEDULE OF FINDINGS AND QUESTIONED COSTS
(Continued)

Repeat Finding

This is a repeat finding from the immediately prior audit report. The prior audit finding number was 2016-002.

Condition

An effective internal control system was not in place at the School Corporation in order to ensure compliance with requirements related to the grant agreement and the Program Income compliance requirement. There were no procedures established to ensure that the receipts of the School Breakfast Program and National School Lunch Program were handled properly in accordance with the Program Income compliance requirement.

The School Corporation established a single fund, the School Lunch fund, to account for all activity of the food service program. The School Corporation also maintained prepaid accounts for students. When prepaid funds were received, they were receipted as revenue with the program income into a separate account set up for prepaid funds within the School Lunch fund. Sales records were maintained; however, meals purchased were not transferred from the prepaid account to the correct revenue account within the School Lunch fund. Therefore, the sources of revenues were not properly identified within the School Lunch fund.

Context

The lack of internal controls and noncompliance were systemic issues throughout the audit period.

Criteria

2 CFR 200.303 states in part:

"The non-Federal entity must:

- (a) Establish and maintain effective internal control over the Federal award that provides reasonable assurance that the non-Federal entity is managing the Federal award in compliance with Federal statutes, regulations, and the terms and conditions of the Federal award. These internal controls should be in compliance with guidance in 'Standards for Internal Control in the Federal Government' issued by the Comptroller General of the United States or the 'Internal Control Integrated Framework', issued by the Committee of Sponsoring Organizations of the Treadway Commission (COSO). . . ."

7 CFR 210.14(c) states:

"Financial assurances. The school food authority shall meet the requirements of the State agency for compliance with § 210.19(a) including any separation of records of nonprofit school food service from records of any other food service which may be operated by the school food authority as provided in paragraph (a) of this section."

7 CFR 210.14(f)(3) states: "All revenue from the sale of nonprogram foods shall accrue to the nonprofit school food service account of a participating school food authority."

EASTERN GREENE SCHOOLS
SCHEDULE OF FINDINGS AND QUESTIONED COSTS
(Continued)

7 CFR 220.7(e) states in part:

"Each school food authority approved to participate in the program shall enter into a written agreement with the State agency or the Department through the FNSRO, as applicable, that may be amended as necessary. . . . Such agreements shall provide that the School Food Authority shall, with respect to participating schools under its jurisdiction: . . .

- (12) Maintain a financial management system as prescribed by the State agency, or FNSRO where applicable; . . ."

Clearing Account Number 8400 - Prepaid Food has been established to account for prepaid food. The collections are to be receipted to 8410 with 8420 representing the transfers out of the clearing account and recognition in the appropriate revenue classifications (1611 to 1614 series) in the School Lunch Fund. The transfer should be made periodically and at the end of each month to appropriately classify meals (breakfast, lunch, etc.) when known (charged by student). (The School Bulletin and Uniform Compliance Guidelines, September 2008)

Cause

Management had not developed a system of internal controls that would have ensured compliance with the grant agreement and the Program Income compliance requirement.

Effect

The failure to establish an effective internal control system enabled noncompliance to remain undetected. Noncompliance with the grant agreement and the Program Income compliance requirement could have resulted in the loss of federal funds to the School Corporation.

Questioned Costs

There were no questioned costs identified.

Recommendation

We recommended that the School Corporation's management establish a system of internal controls to ensure compliance related to the grant agreement and the Program Income compliance requirement.

Views of Responsible Officials

For the views of responsible officials, refer to the Corrective Action Plan that is part of this report.

(This page intentionally left blank.)

AUDITEE-PREPARED DOCUMENTS

The subsequent documents were provided by management of the School Corporation. The documents are presented as intended by the School Corporation.

Eastern Greene Schools Central Office

1471 N. State Road 43, Bloomfield, IN 47424

Mr. Ted Baechtold, Superintendent

Mrs. Marilyn Burch, Corporation Treasurer

Mrs. Moriah Crane, Payroll Administrative Assistant

Mrs. Cari Helms, Administrative Assistant

Main Office Phone (812) 825-5722 Fax (812) 825-9413

Summary Schedule to Prior Audit Findings

FINDING 2016-001

Fiscal year in which the finding initially occurred: 2014-2015 & 2015-2016

Pass-Through Entity: Indiana Department of Education

Contact Person Responsible for Corrective Action: Ted Baechtold/Marilyn Burch

Contact Phone Number: 812-825-5722

Status of Audit Finding:

The Superintendent approved and initialed all Title I reimbursement claims, and final reports before submission. The High School Principal approved and signed all student withdrawals. Copies of all student withdrawal information is maintained in the student folder and a separate withdrawal folder for audit purposes.

Completion Date: May 3, 2018



Arthur T. (Ted) Baechtold, Jr

Superintendent

March 12, 2019



Marilyn Burch
Corporation Treasurer

March 12, 2019

Eastern Greene Schools Central Office

1471 N. State Road 43, Bloomfield, IN 47424

Mr. Ted Baechtold, Superintendent

Mrs. Marilyn Burch, Corporation Treasurer

Mrs. Moriah Crane, Payroll Administrative Assistant

Mrs. Cari Helms, Administrative Assistant

Main Office Phone (812) 825-5722 Fax (812) 825-9413

Summary Schedule of Prior Audit Findings

FINDING 2016-002

Fiscal year in which the finding initially occurred: 2014-2015 & 2015-2016

Pass-Through Entity: Indiana Department of Education

Contact Person Responsible for Corrective Action: Ted Baechtold/Marilyn Burch

Contact Phone Number: 812-825-5722


Status of Audit Finding:

The Corporation Treasurer deposited all cafeteria pre-paid deposits into clearing account #8400. As meals were purchased using account money, a monthly revenue transfer from the clearing account to the appropriate cafeteria program accounts was made to reflect these purchases. The Food Service Director provided an end of month report from Nutri-Kids listing pre-paid account totals and compared to the Komputrol Cafeteria clearing account fund balance.

Completion Date: August, 2018



Arthur T. (Ted) Baechtold, Jr
Superintendent
March 12, 2019



Marilyn Burch
Corporation Treasurer
March 12, 2019

Eastern Greene Schools Central Office

1471 N. State Road 43, Bloomfield, IN 47424

Mr. Ted Baechtold, Superintendent

Mrs. Marilyn Burch, Corporation Treasurer

Mrs. Moriah Crane, Payroll Administrative Assistant

Mrs. Cari Helms, Administrative Assistant

Main Office Phone (812) 825-5722 Fax (812) 825-9413

Summary Schedule of Prior Audit Findings

FINDING 2016-003

Fiscal year in which the finding initially occurred: 2014-2015 & 2015-2016

Pass-Through Entity: Indiana Department of Education

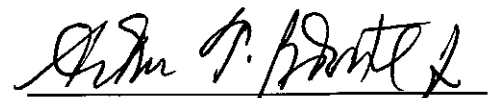
Contact Person Responsible for Corrective Action: Ted Baechtold/Marilyn Burch

Contact Phone Number: 812-825-5722

Status of Audit Finding:

The Building Principal has approved and signed all School Food Authority Verification Collection Reports before submission. The Food Service Director has not submitted any Reimbursement Claim or Annual Financial Report without the written approval of the Corporation Treasurer or Superintendent.

Completion Date: August 2015 for reimbursement claims and, May 3, 2018 for verification reports.



Arthur T. (Ted) Baechtold Jr

Superintendent

March 12, 2019



Marilyn Burch
Corporation Treasurer

March 12, 2019

Eastern Greene Schools Central Office

1471 N. State Road 43, Bloomfield, IN 47424

Mr. Ted Baechtold, Superintendent

Mrs. Marilyn Burch, Corporation Treasurer

Mrs. Moriah Crane, Payroll Administrative Assistant

Mrs. Cari Helms, Administrative Assistant

Main Office Phone (812) 825-5722 Fax (812) 825-9413

Summary Schedule of Prior Audit Findings

FINDING 2016-004

Fiscal year in which the finding initially occurred: 2014-2015 & 2015-2016

Pass-Through Entity: Indiana Department of Education

Contact Person Responsible for Corrective Action: Ted Baechtold/Marilyn Burch

Contact Phone Number: 812-825-5722

Status of Audit Finding:

The Corporation Treasurer completed the Paid Lunch Equity Calculator beginning May 2018. The Food Service Director supplied data for the completion of this report. The Paid Lunch Equity Calculator has been approved and signed by the Superintendent before on-line submission. The Corporation Treasurer subscribed to the Indiana Department of Education Weekly Digest Bulletin and viewed on-line training material from the IDOE School Nutrition Association to gain a better understanding of the food service process.


Completion Date: May 3, 2018



Arthur T. (Ted) Baechtold, Jr

Superintendent

March 12, 2019



Marilyn Burch
Corporation Treasurer

March 12, 2019

Eastern Greene Schools Central Office

1471 N. State Road 43, Bloomfield, IN 47424

Mr. Ted Baechtold, Superintendent

Mrs. Marilyn Burch, Corporation Treasurer

Mrs. Moriah Crane, Payroll Administrative Assistant

Mrs. Cari Helms, Administrative Assistant

Main Office Phone (812) 825-5722 Fax (812) 825-9413



Eastern Greene
Schools

CORRECTIVE ACTION PLAN

FINDING 2018-001

Contact Person Responsible for Corrective Action: Ted Baechtold / Marilyn Burch

Contact Phone Number: 812-825-5722

Views of Responsible Official: We concur with the finding.

Description of Corrective Action Plan: The Corporation Treasurer will deposit all cafeteria pre-paid deposits into a clearing account in Fund #8400 and record these amounts on a spreadsheet. As meals are purchased using account money, a monthly revenue transfer from the clearing account in Fund #8400 to the appropriate cafeteria program accounts in Fund #800 will occur to reflect these purchases. The Food Service Director will provide an end of month report from Nutri-Kids listing pre-paid account totals and compare it to the Komputrol Cafeteria clearing account fund balance.

Completion Date: Implemented June 1, 2018

Arthur T. (Ted) Baechtold, Jr.
Superintendent
March 20, 2019

Marilyn Burch
Corporation Treasurer
March 20, 2019

OTHER REPORTS

In addition to this report, other reports may have been issued for the School Corporation. All reports can be found on the Indiana State Board of Accounts' website: <http://www.in.gov/sboa/>.