

STATE BOARD OF ACCOUNTS
302 West Washington Street
Room E418
INDIANAPOLIS, INDIANA 46204-2769

FINANCIAL STATEMENT AND
FEDERAL SINGLE AUDIT REPORT
OF
HARRISON COUNTY, INDIANA
January 1, 2017 to December 31, 2017



FILED
02/27/2019

TABLE OF CONTENTS

| <u>Description</u> | <u>Page</u> |
|--|-------------|
| Schedule of Officials | 2 |
| Independent Auditor's Report | 3-5 |
| Independent Auditor's Report on Internal Control over Financial Reporting and on Compliance and Other Matters Based on an Audit of the Financial Statement Performed in Accordance with <i>Government Auditing Standards</i> | 6-7 |
| Financial Statement and Accompanying Notes: | |
| Statement of Receipts, Disbursements, and Cash and Investment Balances - Regulatory Basis | 10-11 |
| Notes to Financial Statement | 12-16 |
| Other Information - Unaudited: | |
| Combining Schedule of Receipts, Disbursements, and Cash and Investment Balances - Regulatory Basis | 18-43 |
| Schedule of Payables and Receivables | 44 |
| Schedule of Capital Assets..... | 45 |
| Supplemental Audit of Federal Awards: | |
| Independent Auditor's Report on Compliance for Each Major Federal Program and on Internal Control over Compliance | 48-49 |
| Schedule of Expenditures of Federal Awards and Accompanying Notes: | |
| Schedule of Expenditures of Federal Awards..... | 52 |
| Notes to Schedule of Expenditures of Federal Awards | 53 |
| Schedule of Findings and Questioned Costs | 54-57 |
| Auditee-Prepared Documents: | |
| Summary Schedule of Prior Audit Findings..... | 60 |
| Corrective Action Plan | 61-62 |
| Other Reports..... | 63 |

SCHEDULE OF OFFICIALS

| <u>Office</u> | <u>Official</u> | <u>Term</u> |
|---|-----------------|----------------------|
| County Auditor | Chad Shireman | 11-27-16 to 12-31-18 |
| County Treasurer | Debbie Dones | 01-01-15 to 12-31-18 |
| Clerk of the Circuit Court | Sherry Brown | 01-01-17 to 12-31-20 |
| County Sheriff | Rodney Seelye | 01-01-15 to 12-31-18 |
| County Recorder | Debbie Dennison | 01-01-17 to 12-31-20 |
| President of the Board of County Commissioners | Kenny Saulman | 01-01-17 to 12-31-18 |
| President of the County Council | Gary Davis | 01-01-17 to 12-31-18 |



STATE OF INDIANA
AN EQUAL OPPORTUNITY EMPLOYER

STATE BOARD OF ACCOUNTS
302 WEST WASHINGTON STREET
ROOM E418
INDIANAPOLIS, INDIANA 46204-2769

Telephone: (317) 232-2513
Fax: (317) 232-4711
Web Site: www.in.gov/sboa

INDEPENDENT AUDITOR'S REPORT

TO: THE OFFICIALS OF HARRISON COUNTY, INDIANA

Report on the Financial Statement

We have audited the accompanying financial statement of Harrison County (County), which comprises the financial position and results of operations for the year ended December 31, 2017, and the related notes to the financial statement as listed in the Table of Contents.

Management's Responsibility for the Financial Statement

Management is responsible for the preparation and fair presentation of this financial statement in accordance with the financial reporting provisions of the Indiana State Board of Accounts as allowed by state statute (IC 5-11-1-6). Management is responsible for and has determined that the regulatory basis of accounting, as established by the Indiana State Board of Accounts, is an acceptable basis of presentation. Management is also responsible for the design, implementation, and maintenance of internal control relevant to the preparation and fair presentation of a financial statement that is free from material misstatement, whether due to fraud or error.

Auditor's Responsibility

Our responsibility is to express an opinion on this financial statement based on our audit. We conducted our audit in accordance with auditing standards generally accepted in the United States of America and the standards applicable to financial audits contained in *Government Auditing Standards*, issued by the Comptroller General of the United States. Those standards require that we plan and perform the audit to obtain reasonable assurance about whether the financial statement is free from material misstatement.

An audit involves performing procedures to obtain audit evidence about the amounts and disclosures in the financial statement. The procedures selected depend on the auditor's judgment, including the assessment of the risks of material misstatement of the financial statement, whether due to fraud or error. In making those risk assessments, the auditor considers internal control relevant to the County's preparation and fair presentation of the financial statement in order to design audit procedures that are appropriate in the circumstances, but not for the purpose of expressing an opinion on the effectiveness of the County's internal control. Accordingly, we express no such opinion. An audit also includes evaluating the appropriateness of accounting policies used and the reasonableness of significant accounting estimates made by management, as well as evaluating the overall presentation of the financial statement.

We believe that the audit evidence we have obtained is sufficient and appropriate to provide a basis for our audit opinion.

INDEPENDENT AUDITOR'S REPORT
(Continued)

Basis for Adverse Opinion on U.S. Generally Accepted Accounting Principles

As discussed in Note 1 to the financial statement, the County prepares its financial statement on the prescribed basis of accounting that demonstrates compliance with the reporting requirements established by the Indiana State Board of Accounts as allowed by state statute (IC 5-11-1-6), which is a basis of accounting other than accounting principles generally accepted in the United States of America.

The effects on the financial statement of the variances between the regulatory basis of accounting described in Note 1 and accounting principles generally accepted in the United States of America, although not reasonably determinable, are presumed to be material.

Adverse Opinion on U.S. Generally Accepted Accounting Principles

In our opinion, because of the significance of the matter discussed in the *Basis for Adverse Opinion on U.S. Generally Accepted Accounting Principles* paragraph, the financial statement referred to above does not present fairly, in accordance with accounting principles generally accepted in the United States of America, the financial position and results of operations of the County for the year ended December 31, 2017.

Opinion on Regulatory Basis of Accounting

In our opinion, the financial statement referred to above presents fairly, in all material respects, the financial position and results of operations of the County for the year ended December 31, 2017, in accordance with the financial reporting provisions of the Indiana State Board of Accounts described in Note 1.

Other Matters

Supplementary Information

Our audit was conducted for the purpose of forming an opinion on the County's financial statement. The accompanying Schedule of Expenditures of Federal Awards is presented for purposes of additional analysis as required by Title 2 U.S. Code of Federal Regulations Part 200, *Uniform Administrative Requirements, Cost Principles, and Audit Requirements for Federal Awards*, and is not a required part of the financial statement. Such information is the responsibility of management and was derived from and relates directly to the underlying accounting and other records used to prepare the financial statement. The information has been subjected to the auditing procedures applied in the audit of the financial statement and certain additional procedures, including comparing and reconciling such information directly to the underlying accounting and other records used to prepare the financial statement or to the financial statement itself, and other additional procedures in accordance with auditing standards generally accepted in the United States of America. In our opinion, the Schedule of Expenditures of Federal Awards is fairly stated, in all material respects, in relation to the financial statement taken as a whole.


Other Information

Our audit was conducted for the purpose of forming an opinion on the County's financial statement. The Combining Schedule of Receipts, Disbursements, and Cash and Investment Balances - Regulatory Basis, Schedule of Payables and Receivables, and Schedule of Capital Assets, as listed in the Table of Contents, are presented for additional analysis and are not required parts of the financial statement. They have not been subjected to the auditing procedures applied by us in the audit of the financial statement and, accordingly, we express no opinion on them.

INDEPENDENT AUDITOR'S REPORT
(Continued)

Other Reporting Required by *Government Auditing Standards*

In accordance with *Government Auditing Standards*, we have also issued a report dated December 20, 2018, on our consideration of the County's internal control over financial reporting and our tests of its compliance with certain provisions of laws, regulations, contracts, grant agreements, and other matters. The purpose of that report is solely to describe the scope of our testing of internal control over financial reporting and compliance and the results of that testing and not to provide an opinion on the effectiveness of the County's internal control over financial reporting or on compliance. That report is an integral part of an audit performed in accordance with *Government Auditing Standards* in considering the County's internal control over financial reporting and compliance.


Paul D. Joyce, CPA
State Examiner

December 20, 2018



STATE OF INDIANA
AN EQUAL OPPORTUNITY EMPLOYER

STATE BOARD OF ACCOUNTS
302 WEST WASHINGTON STREET
ROOM E418
INDIANAPOLIS, INDIANA 46204-2769

Telephone: (317) 232-2513
Fax: (317) 232-4711
Web Site: www.in.gov/sboa

INDEPENDENT AUDITOR'S REPORT ON INTERNAL CONTROL OVER FINANCIAL REPORTING
AND ON COMPLIANCE AND OTHER MATTERS BASED ON AN AUDIT OF THE FINANCIAL
STATEMENT PERFORMED IN ACCORDANCE WITH *GOVERNMENT AUDITING STANDARDS*

TO: THE OFFICIALS OF HARRISON COUNTY, INDIANA

We have audited, in accordance with auditing standards generally accepted in the United States of America and the standards applicable to financial audits contained in *Government Auditing Standards*, issued by the Comptroller General of the United States, the financial statement of Harrison County (County), which comprises the financial position and results of operations for the year ended December 31, 2017, and the related notes to the financial statement, and have issued our report thereon dated December 20, 2018, wherein we noted the County followed accounting practices the Indiana State Board of Accounts prescribes rather than accounting principles generally accepted in the United States of America.

Internal Control over Financial Reporting

In planning and performing our audit of the financial statement, we considered the County's internal control over financial reporting (internal control) to determine the audit procedures that are appropriate in the circumstances for the purpose of expressing our opinion on the financial statement, but not for the purpose of expressing an opinion on the effectiveness of the County's internal control. Accordingly, we do not express an opinion on the effectiveness of the County's internal control.

A deficiency in internal control exists when the design or operation of a control does not allow management or employees, in the normal course of performing their assigned functions, to prevent, or detect and correct, misstatements on a timely basis. A material weakness is a deficiency, or combination of deficiencies, in internal control, such that there is a reasonable possibility that a material misstatement of the County's financial statement will not be prevented, or detected and corrected, on a timely basis. A significant deficiency is a deficiency, or combination of deficiencies, in internal control that is less severe than a material weakness, yet important enough to merit attention by those charged with governance.

Our consideration of internal control was for the limited purpose described in the first paragraph of this section and was not designed to identify all deficiencies in internal control that might be material weaknesses or significant deficiencies and, therefore, material weaknesses or significant deficiencies may exist that were not identified. We did identify certain deficiencies in internal control, described in the accompanying Schedule of Findings and Questioned Costs as items 2017-001 and 2017-002, that we consider to be material weaknesses.

INDEPENDENT AUDITOR'S REPORT ON INTERNAL CONTROL OVER FINANCIAL REPORTING
AND ON COMPLIANCE AND OTHER MATTERS BASED ON AN AUDIT OF THE FINANCIAL
STATEMENT PERFORMED IN ACCORDANCE WITH *GOVERNMENT AUDITING STANDARDS*
(Continued)

Compliance and Other Matters


As part of obtaining reasonable assurance about whether the County's financial statement is free of material misstatement, we performed tests of its compliance with certain provisions of laws, regulations, contracts, and grant agreements, noncompliance with which could have a direct and material effect on the determination of financial statement amounts. However, providing an opinion on compliance with those provisions was not an objective of our audit and, accordingly, we do not express such an opinion. The results of our tests disclosed no instances of noncompliance or other matters that are required to be reported under *Government Auditing Standards*.

Harrison County's Response to Findings

The County's response to the findings identified in our audit is described in the accompanying Corrective Action Plan. The County's response was not subjected to the auditing procedures applied in the audit of the financial statement and, accordingly, we express no opinion on it.

Purpose of This Report

The purpose of this report is solely to describe the scope of our testing of internal control and compliance and the results of that testing, and not to provide an opinion on the effectiveness of the County's internal control or on compliance. This report is an integral part of an audit performed in accordance with *Government Auditing Standards* in considering the County's internal control and compliance. Accordingly, this communication is not suitable for any other purpose.


Paul D. Joyce, CPA
State Examiner

December 20, 2018

(This page intentionally left blank.)

FINANCIAL STATEMENT AND ACCOMPANYING NOTES

The financial statement and accompanying notes were approved by management of the County. The financial statement and notes are presented as intended by the County.

HARRISON COUNTY
STATEMENT OF RECEIPTS, DISBURSEMENTS, AND
CASH AND INVESTMENT BALANCES - REGULATORY BASIS
For the Year Ended December 31, 2017

| Fund | Cash and Investments | | | Cash and Investments 12-31-17 |
|------------------------------------|----------------------|--------------|---------------|----------------------------------|
| | 01-01-17 | Receipts | Disbursements | |
| After Settlement Collections | \$ 795,122 | \$ 1,072,350 | \$ 794,722 | \$ 1,072,750 |
| Sheriff's Inmates Trust | 21,660 | 232,694 | 227,725 | 26,629 |
| Jail Commissary | 129,643 | 285,809 | 331,101 | 84,351 |
| Clerk's Trust | 753,654 | 2,683,026 | 2,055,039 | 1,381,641 |
| County General | 5,348,363 | 11,423,429 | 12,948,850 | 3,822,942 |
| Accident Report | 7,425 | 1,285 | 883 | 7,827 |
| CAGIT-Co. Certified Shares | 154,563 | 1,171 | 1,377 | 154,357 |
| Campaign Finance Enf.-Co. | 6,920 | - | - | 6,920 |
| CEDIT-County Share | 1 | 1,879,544 | - | 1,879,545 |
| Clerk's Records Perp. | 45,954 | 17,309 | 43,378 | 19,885 |
| Community Corrections Grant | 37,559 | 108,752 | 146,311 | - |
| Community Transition Program | 13,250 | 12,750 | - | 26,000 |
| Contrl Subst Excise Tax | 17 | - | - | 17 |
| Sales Disclosure-Co. Share | 25,169 | 6,040 | 370 | 30,839 |
| Cumulative Bridge | 2,470,406 | 752,846 | 331,832 | 2,891,420 |
| Cum Capital Development | 879,385 | 327,807 | 22,231 | 1,184,961 |
| Cumulative Courthouse | 2,040,666 | 265,194 | - | 2,305,860 |
| Community Drug Free | 19,943 | 17,876 | 14,045 | 23,774 |
| Electronic Map Generation | 7,937 | 1,039 | - | 8,976 |
| Emergency Medical Services | 426 | 824,322 | 686,364 | 138,384 |
| Emerg Planning / Right to Know | 20,351 | 3,961 | 465 | 23,847 |
| Recorder Enhanced Access | 22,504 | 9,657 | - | 32,161 |
| Extradition & Sheriff Assist. | 46,598 | 10,261 | 19,962 | 36,897 |
| Fire Arms Training | 73,098 | 28,262 | 47,358 | 54,002 |
| Health | 395,979 | 834,909 | 742,469 | 488,419 |
| Identification Security Protec | 4,014 | 5,344 | 750 | 8,608 |
| Levy Excess | 1,003 | - | 1,003 | - |
| Local Health Maintenance | 139,417 | 33,139 | 35,452 | 137,104 |
| Local Road & Street | 1,337,935 | 576,854 | 821,454 | 1,093,335 |
| Misdemeanant Fund | 70,117 | 23,813 | 21,614 | 72,316 |
| Motor Vehicle Highway | 2,325,776 | 3,411,113 | 2,958,906 | 2,777,983 |
| Park Non Reverting | 20,000 | - | 10,000 | 10,000 |
| Parks Non-revert Timber | 425 | - | - | 425 |
| Plat Book-Auditor | 24,875 | 10,380 | - | 35,255 |
| Rainy Day | 548,685 | - | 548,006 | 679 |
| Reassessment | 776,998 | 280,698 | 310,946 | 746,750 |
| Recorder's Records Perp. | 428,075 | 88,341 | 55,266 | 461,150 |
| Riverboat - County Share | 24,886,894 | 18,365,831 | 16,942,507 | 26,310,218 |
| Sex and Violent Offender Adm. | 8,316 | 2,506 | 1,569 | 9,253 |
| Sheriff Pension Trust | 10,569 | 27,487 | 23,069 | 14,987 |
| Supp. Public Defender Serv. | 22,820 | 10,033 | - | 32,853 |
| Surplus Tax | 75,147 | 63,008 | 50,357 | 87,798 |
| Surveyor Corner Perp. | 43,549 | 21,736 | 5,612 | 59,673 |
| Tax Sale Redemption | 228 | 14,352 | 12,541 | 2,039 |
| Tax Sale Surplus | 213,970 | 180,069 | 112,105 | 281,934 |
| Local Health Trust Account | 99,024 | 22,627 | 24,477 | 97,174 |
| Auditor Ineligible Deduction | 44,749 | - | - | 44,749 |
| County Elected Officials Train | 15,906 | 5,344 | - | 21,250 |
| Park & Recreation | 351,477 | 1,046,414 | 1,061,392 | 336,499 |
| County Offender Trans. Fund | 52 | - | - | 52 |
| Statewide 911 | 731,323 | 336,603 | 262,581 | 805,345 |
| Juv. Probation User Fees (circuit) | 52,238 | 4,860 | 3,474 | 53,624 |
| Probation User Fees(superior) | 150,187 | 101,664 | 30,057 | 221,794 |
| Pretrial Diversion | 228,502 | 122,446 | 82,694 | 268,254 |
| Hoosier Hills Pact | 2,256 | 2,047 | 2,960 | 1,343 |
| Humane Society | 11,347 | - | - | 11,347 |
| Payroll Clearing | - | 180 | 180 | - |
| Payroll- co paid health | 15 | - | 15 | - |
| PAYROLL-WTH CHILD SUPPORT | - | 27,876 | 27,876 | - |
| Payroll-Withholding Pebsco | - | 16,880 | 16,880 | - |
| PAYROLL-WTH FEDERAL | - | 916,970 | 916,970 | - |
| PAYROLL-WTH FICA & MEDICARE | - | 695,662 | 695,662 | - |
| PAYROLL-WTH LOCAL TAX | - | 97,045 | 97,045 | - |
| PAYROLL-WTH PROPERTY TAX | - | 1,659 | 1,659 | - |
| PAYROLL-WTH SHERIFF PENSION | - | 62,415 | 62,415 | - |
| PAYROLL-WTH STATE | - | 299,090 | 299,090 | - |
| PAYROLL-Garn. superior court | - | 4,225 | 4,225 | - |
| Settlement | - | 26,614,699 | 26,614,699 | - |
| CVET Agency | - | 130,380 | 130,380 | - |
| Sewage Collections | - | 2,841 | 2,841 | - |
| Financial Institution Tax | - | 186,227 | 186,227 | - |
| State Fines & Forfeitures | 693 | 5,176 | 5,862 | 7 |
| Infraction Judgements | 1,942 | 22,350 | 21,820 | 2,472 |
| Special Death Benefits | 360 | 3,750 | 3,605 | 505 |
| Sales Disclosure-State Share | 495 | 5,575 | 5,540 | 530 |
| Coroners Training & Cont. Educ | 328 | 3,852 | 3,884 | 296 |
| Interstate Compact-State Share | 768 | 3,048 | 3,418 | 398 |
| Mortgage Recording Fee-State | 693 | 4,367 | 4,405 | 655 |

HARRISON COUNTY
STATEMENT OF RECEIPTS, DISBURSEMENTS, AND
CASH AND INVESTMENT BALANCES - REGULATORY BASIS
For the Year Ended December 31, 2017

| Fund | Cash and Investments | | | Cash and Investments 12-31-17 |
|----------------------------------|----------------------|-----------------------|-----------------------|----------------------------------|
| | 01-01-17 | Receipts | Disbursements | |
| Sex&Violent Offender Adm-State | 35 | 279 | 279 | 35 |
| Child Restraint Violations | 25 | 175 | 175 | 25 |
| Education Plate | - | 525 | 525 | - |
| Riverboat Ord 98-12 | 230,827 | 21,676,643 | 21,450,699 | 456,771 |
| Innkeeper Tax Collections | 214,289 | 857,379 | 975,000 | 96,668 |
| City/Town Ordinance Violations | 3,941 | 6,652 | 3,161 | 7,432 |
| 93.563 Title IV-D INCENTIVE | 73,316 | 11,871 | - | 85,187 |
| 93.563 PROS. IV-D-POSTOCT99 | 71,584 | 18,048 | 26,455 | 63,177 |
| 93.563 CLERK IV-D-PRIOROCT99 | 10,836 | - | - | 10,836 |
| 93.563 CLERK IV-D-POSTOCT99 | 25,962 | 12,016 | 9,457 | 28,521 |
| County Law Enf Con't Education | 1,970 | 1,080 | 2,575 | 475 |
| County LOIT Special Distribution | 451,994 | - | 451,994 | - |
| Park Board Donations | 444 | 585 | 1,006 | 23 |
| Animal Control Donations | 4,149 | 28,230 | 23,944 | 8,435 |
| Casa Donations | 300 | - | - | 300 |
| Land Conservation Donation | 776 | - | - | 776 |
| Veterans Affairs Donations | 1,446 | 2,257 | - | 3,703 |
| Hayswood Vet. Memorial Donation | - | 10,760 | 10,048 | 712 |
| New Salisbury Cabin | 2,000 | - | 2,000 | - |
| Discovery Ctr-Corydon donation | 10,000 | 5,042 | 10,000 | 5,042 |
| Parks Annual Meeting Donations | - | 1,000 | 727 | 273 |
| Indian Creek Loop Woods Trail | - | 592 | 585 | 7 |
| Prosecutor-Halloween donation | - | 150 | 150 | - |
| Merry Country Christ. donation | - | 4,000 | 3,953 | 47 |
| Animal Control Fines & Fees | 24,409 | 2,418 | 3,465 | 23,362 |
| Family Health & Hoosier Hills | 7,361 | 4,822 | - | 12,183 |
| Discovery Center Revenues | 672 | 54,683 | - | 55,355 |
| Coroner Accident Report Fund | 550 | 200 | - | 750 |
| Casa User Fees | 3,990 | - | - | 3,990 |
| Work Release | 27,416 | 2,078 | 8,986 | 20,508 |
| Parks Endowment Fund | - | 41,950 | 28,902 | 13,048 |
| Prosecutor Asset Forfeiture | 9,734 | 2,018 | 11,752 | - |
| MCH Fees and Reimb. ord 2012-2 | 18,255 | 10,529 | 10,687 | 18,097 |
| Sheriff Asset Forfeiture | 98,225 | 73,313 | 112,559 | 58,979 |
| Home Detention | 50,332 | 92,420 | 22,133 | 120,619 |
| Payroll - Insur Aflac | 4,555 | 56,405 | 61,403 | (443) |
| Payroll - Insur Health | (6,186) | 354,190 | 355,250 | (7,246) |
| Payroll - Insur Boston Mutual | 2,113 | 24,754 | 26,810 | 57 |
| Payroll - Insur Colonial | 97 | 1,164 | 1,261 | - |
| Payroll - Dental Insur | (268) | 92,087 | 92,043 | (224) |
| Payroll - Insur Libery Nat | 528 | 5,537 | 6,065 | - |
| Payroll - Insur Pre-paid Legal | 92 | 550 | 596 | 46 |
| Payroll - Insur TransAmerica | 1,795 | 19,083 | 20,860 | 18 |
| Payroll - Humana Voluntary | (12) | 5,511 | 5,511 | (12) |
| Payroll-Perf Vol. Post-tax | - | 7,515 | 7,515 | - |
| Payroll-Perf Voluntary pre-tax | - | 3,970 | 3,970 | - |
| Payroll-chase insur wth | - | 1,200 | 1,200 | - |
| Payroll-office standing trust | - | 7,015 | 7,015 | - |
| BPP Late Assessment Penalty | - | 977 | - | 977 |
| LIT - Certified Shares | - | 6,124,261 | 6,124,262 | (1) |
| LIT - Economic Development | - | 2,060,854 | 2,060,854 | - |
| Ema Planning Grant | 6,819 | - | 709 | 6,110 |
| Clerk Non Reverting Sect 101 | 8,128 | - | - | 8,128 |
| 2016 5311 Transportation Grant | - | 119,520 | 119,520 | - |
| Spanish Inter.-Superior Court | 2,270 | - | 1,694 | 576 |
| 2016-EMPG - ALL TERRAIN VEHICLE | - | 16,898 | 16,898 | - |
| 2017 5311 Transportation Grant | - | 366,733 | 366,733 | - |
| 2016-EMPG -Salary | - | 32,903 | 32,903 | - |
| 5311/5339 TRANS./VANS | - | 83,040 | 83,040 | - |
| Casa (in St) Grant Fund | 63,028 | 11,296 | 12,040 | 62,284 |
| Gov. Facilities Plan | 12,556 | - | - | 12,556 |
| 2016 JDAI 1004 | 100 | - | - | 100 |
| JDAI - DOC -EDS#D25-17-575 | 5,778 | - | 5,778 | - |
| Comm. Crossing grant 1601284 | - | 2,000,000 | 202,880 | 1,797,120 |
| Community Corrections 17/18 | - | 147,720 | 114,176 | 33,544 |
| Lanesville Deferral Fee | 220 | - | - | 220 |
| STATE-Pros. Asset Forfeiture | 343,246 | 40,956 | 77,353 | 306,849 |
| Morvin's Landing Lease Fund | 30,918 | 15,459 | - | 46,377 |
| PHEP-16505261 | 12,998 | 15,218 | 20,131 | 8,085 |
| MCH - 16519101 | (91) | 5,998 | 5,907 | - |
| MCH - CONTRACT#14460 | (480) | 1,920 | 1,440 | - |
| 2016 SHSP - EQUIP. REPAIR | - | - | 4,495 | (4,495) |
| Parks - Indian Creek Trail | - | 31,150 | 31,150 | - |
| Totals | \$ 47,780,803 | \$ 109,236,868 | \$ 103,940,651 | \$ 53,077,020 |

The notes to the financial statement are an integral part of this statement.

HARRISON COUNTY
NOTES TO FINANCIAL STATEMENT

Note 1. Summary of Significant Accounting Policies

A. Reporting Entity

The County was established under the laws of the State of Indiana. The County operates under a Council-Commissioner form of government and provides some or all of the following services: public safety (police), highways and streets, health welfare and social services, culture and recreation, public improvements, planning and zoning, and general administrative services.

The accompanying financial statement presents the financial information for the County.

B. Basis of Accounting

The financial statement is reported on a regulatory basis of accounting prescribed by the Indiana State Board of Accounts in accordance with state statute (IC 5-11-1-6), which is a comprehensive basis of accounting other than accounting principles generally accepted in the United States of America. The basis of accounting involves the reporting of only cash and investments and the changes therein resulting from cash inflows (receipts) and cash outflows (disbursements) reported in the period in which they occurred.

The regulatory basis of accounting differs from accounting principles generally accepted in the United States of America, in that receipts are recognized when received in cash, rather than when earned, and disbursements are recognized when paid, rather than when a liability is incurred.

C. Cash and Investments

Investments are stated at cost. Any changes in fair value of the investments are reported as receipts in the year of the sale of the investment.

D. Receipts

Receipts are presented in the aggregate on the face of the financial statement. The aggregate receipts include the following sources:

Taxes. Amounts received from one or more of the following: property tax, certified shares (local option tax), property tax replacement credit (local option tax), county option income tax, wheel tax, innkeeper's tax, food and beverage tax, county economic development income tax, boat and trailer excise tax, county adjusted gross income tax, and other taxes that are set by the County.

Licenses and permits. Amounts received from businesses, occupations, or non-businesses that must be licensed before doing business within the government's jurisdiction, or permits levied according to the benefits presumably conferred by the permit. Examples of licenses and permits include the following: peddler licenses, animal licenses, auctioneer licenses, building and planning permits, demolition permits, electrical permits, sign permits, and gun permits.

HARRISON COUNTY
NOTES TO FINANCIAL STATEMENT
(Continued)

Intergovernmental receipts. Amounts received from other governments in the form of operating grants, entitlements, or payments in lieu of taxes. Examples of intergovernmental receipts include, but are not limited to, the following: federal grants, state grants, cigarette tax distributions received from the state, motor vehicle highway distributions received from the state, local road and street distributions received from the state, financial institution tax received from the state, auto excise surtax received from the state, commercial vehicle excise tax received from the state, major moves distributions received from the state, and riverboat receipts received from the County.

Charges for services. Amounts received for services including, but not limited to, the following: planning commission charges, building department charges, copies of public records, copy machines charges, accident report copies, gun permit applications, 911 telephone services, recycling fees, dog pound fees, emergency medical service fees, park rental fees, swimming pool receipts, cable TV receipts, ordinance violations, fines and fees, bond forfeitures, court costs, and court receipts.

Fines and forfeits. Amounts received from fines and penalties imposed for the commission of statutory offenses, violation of lawful administrative rules and regulations (fines), and for the neglect of official duty and monies derived from confiscating deposits held as performance guarantees (forfeitures).

Other receipts. Amounts received from various sources, including, but not limited to, the following: net proceeds from borrowings; interfund loan activity; transfers authorized by statute, ordinance, resolution, or court order; internal service receipts; and fiduciary receipts.

E. Disbursements

Disbursements are presented in the aggregate on the face of the financial statement. The aggregate disbursements include the following uses:

Personal services. Amounts disbursed for salaries, wages, and related employee benefits provided for all persons employed. In those units where sick leave, vacation leave, overtime compensation, and other such benefits are appropriated separately, such payments would also be included.

Supplies. Amounts disbursed for articles and commodities that are entirely consumed and materially altered when used and/or show rapid depreciation after use for a short period of time. Examples of supplies include, but are not limited to, the following: office supplies, operating supplies, and repair and maintenance supplies.

Other services and charges. Amounts disbursed for services including, but not limited to, the following: professional services, communication and transportation, printing and advertising, insurance, utility services, repairs and maintenance, and rental charges.

Capital outlay. Amounts disbursed for land, infrastructure, buildings, improvements, and machinery and equipment having an appreciable and calculable period of usefulness.

Other disbursements. Amounts disbursed for various other purposes including, but not limited to, the following: interfund loan payments; loans made to other funds; internal service disbursements; and transfers out that are authorized by statute, ordinance, resolution, or court order.

HARRISON COUNTY
NOTES TO FINANCIAL STATEMENT
(Continued)

F. Interfund Transfers

The County may, from time to time, make transfers from one fund to another. These transfers, if any, are included as a part of the receipts and disbursements of the affected funds and as a part of total receipts and disbursements. The transfers are used for cash flow purposes as provided by various statutory provisions.

G. Fund Accounting

Separate funds are established, maintained, and reported by the County. Each fund is used to account for amounts received from and used for specific sources and uses as determined by various regulations. Restrictions on some funds are set by statute while other funds are internally restricted by the County. The amounts accounted for in a specific fund may only be available for use for certain, legally-restricted purposes. Additionally, some funds are used to account for assets held by the County in a trustee capacity as an agent of individuals, private organizations, other funds, or other governmental units and, therefore, the funds cannot be used for any expenditures of the unit itself.

Note 2. Budgets

The operating budget is initially prepared and approved at the local level. The fiscal officer of the County submits a proposed operating budget to the governing board for the following calendar year. The budget is advertised as required by law. Prior to adopting the budget, the governing board conducts public hearings and obtains taxpayer comments. Prior to November 1, the governing board approves the budget for the next year. The budget for funds for which property taxes are levied or highway use taxes are received is subject to final approval by the Indiana Department of Local Government Finance.

Note 3. Property Taxes

Property taxes levied are collected by the County Treasurer and are scheduled to be distributed to the County in June and December; however, situations can arise which would delay the distributions. State statute (IC 6-1.1-17-16) requires the Indiana Department of Local Government Finance to establish property tax rates and levies by February 15. These rates were based upon the preceding year's lien date (March 1 in a year ending before January 1, 2016 and January 1 in a year beginning after December 31, 2015) assessed valuations adjusted for various tax credits. Taxable property is assessed at 100 percent of the true tax value (determined in accordance with rules and regulations adopted by the Indiana Department of Local Government Finance). Taxes may be paid in two equal installments which normally become delinquent if not paid by May 10 and November 10, respectively.

Note 4. Deposits and Investments

Deposits, made in accordance with state statute (IC 5-13), with financial institutions in the State of Indiana, at year end, should be entirely insured by the Federal Depository Insurance Corporation or by the Indiana Public Deposit Insurance Fund. This includes any deposit accounts issued or offered by a qualifying financial institution.

HARRISON COUNTY
NOTES TO FINANCIAL STATEMENT
(Continued)

State statutes authorize the County to invest in securities including, but not limited to, the following: federal government securities, repurchase agreements, and certain money market mutual funds. Certain other statutory restrictions apply to all investments made by local governmental units.

Note 5. Risk Management

The County may be exposed to various risks of loss related to torts; theft of, damage to, and destruction of assets; errors and omissions; job-related illnesses or injuries to employees; medical benefits to employees, retirees, and dependents; and natural disasters.

These risks can be mitigated through the purchase of insurance, establishment of a self-insurance fund, and/or participation in a risk pool. The purchase of insurance transfers the risk to an independent third-party. The establishment of a self-insurance fund allows the County to set aside money for claim settlements. The self-insurance fund would be included in the financial statement. The purpose of participation in a risk pool is to provide a medium for the funding and administration of the risks.

Note 6. Pension Plans

A. Public Employees' Retirement Fund

Plan Description

The Indiana Public Employees' Retirement Fund (PERF) is a defined benefit pension plan. PERF is a cost-sharing multiple-employer public employee retirement system, which provides retirement benefits to plan members and beneficiaries. All full-time employees are eligible to participate in this defined benefit plan. State statutes (IC 5-10.2 and 5-10.3) govern, through the Indiana Public Retirement System (INPRS) Board, most requirements of the system, and give the County authority to contribute to the plan. The PERF retirement benefit consists of the pension provided by employer contributions plus an annuity provided by the member's annuity savings account. The annuity savings account consists of members' contributions, set by state statute at 3 percent of compensation, plus the interest credited to the member's account. The employer may elect to make the contributions on behalf of the member.

INPRS administers the plan and issues a publicly available financial report that includes financial statements and required supplementary information for the plan as a whole and for its participants. That report may be obtained by contacting:

Indiana Public Retirement System
One North Capitol, Suite 001
Indianapolis, IN 46204
Ph. (888) 526-1687

Funding Policy and Annual Pension Cost

The contribution requirements of the plan members for PERF are established by the Board of Trustees of INPRS.

HARRISON COUNTY
NOTES TO FINANCIAL STATEMENT
(Continued)

B. County Police Retirement Plan

Plan Description

The County Police Retirement Plan is a single-employer defined benefit pension plan. With the approval of the County's fiscal body, the plan is administered by the sheriff's department and an appointed trustee as authorized by state statute (IC 36-8-10-12) for full-time police officers. The plan provides retirement, death, and disability benefits to plan members and beneficiaries. Funds designated for payments related to this plan are accounted for in a pension trust fund. The activity of this trust fund has not been reflected in the financial statement. The trustee issues a publicly available financial report that includes financial statements and required supplementary information of the plan. The report may be obtained by contacting the county sheriff.

Funding Policy

The contribution requirements of plan members for the County Police Retirement Plan are established by state statute.

C. County Police Benefit Plan

Plan Description

The County Police Benefit Plan is a single-employer defined benefit pension plan. With the approval of the County's fiscal body, the plan is administered by the sheriff's department and an appointed trustee as authorized by state statute (IC 36-8-10-12) for full-time police officers. The plan provides dependent pensions, life insurance, and disability benefits to plan members and beneficiaries. Funds designated for payments related to this plan are accounted for in a pension trust fund. The activity of this trust fund has not been reflected in the financial statement. The trustee issues a publicly available financial report that includes financial statements and required supplementary information of the plan. The report may be obtained by contacting the county sheriff.

Funding Policy

The contribution requirements of plan members for the County Police Benefit Plan are established by state statute.

Note 7. Cash Balance Deficits

The financial statement contains some funds with deficits in cash. One of the funds is a result of it being set up for a reimbursable grant. The reimbursements for expenditures made by the County were not received by December 31, 2017. Four of the funds are a result of those funds being payroll withholding. The payroll withholding funds were due to timing and were resolved in January 2018. One fund was due to an overpayment of \$1 in Local Income Tax distribution. A refund was not received until January 2018.

OTHER INFORMATION - UNAUDITED

The County's Annual Financial Report information can be found on the Indiana Gateway for Government Units website: <https://gateway.ifionline.org/>.

Differences may be noted between the financial information presented in the financial statement contained in this report and the financial information presented in the County's Annual Financial Report referenced above. These differences, if any, are due to adjustments made to the financial information during the course of the audit. This is a common occurrence in any financial statement audit. The financial information presented in this report is audited information, and the accuracy of such information can be determined by reading the opinion given in the Independent Auditor's Report.

The other information presented was approved by management of the County. It is presented as intended by the County.

HARRISON COUNTY
 COMBINING SCHEDULE OF RECEIPTS, DISBURSEMENTS, AND
 CASH AND INVESTMENT BALANCES - REGULATORY BASIS
 For the Year Ended December 31, 2017

| | After Settlement Collections | Sheriff's Inmates Trust | Jail Commissary | Clerk's Trust | County General | Accident Report |
|---|------------------------------------|-------------------------------|--------------------|------------------|-------------------|--------------------|
| Cash and investments - beginning | \$ 795,122 | \$ 21,660 | \$ 129,643 | \$ 753,654 | \$ 5,348,363 | \$ 7,425 |
| Receipts: | | | | | | |
| Taxes | 1,072,350 | - | - | - | 6,817,628 | - |
| Licenses and permits | - | - | - | - | 57,403 | - |
| Intergovernmental receipts | - | - | - | - | 1,381,107 | - |
| Charges for services | - | 232,694 | 285,809 | - | 264,535 | 1,285 |
| Fines and forfeits | - | - | - | 2,683,026 | 111,524 | - |
| Other receipts | - | - | - | - | 2,791,232 | - |
| Total receipts | 1,072,350 | 232,694 | 285,809 | 2,683,026 | 11,423,429 | 1,285 |
| Disbursements: | | | | | | |
| Personal services | - | - | - | - | 8,911,121 | - |
| Supplies | - | - | - | - | 674,535 | 883 |
| Other services and charges | - | - | - | - | 2,988,720 | - |
| Capital outlay | - | - | - | - | 86,018 | - |
| Other disbursements | 794,722 | 227,725 | 331,101 | 2,055,039 | 288,456 | - |
| Total disbursements | 794,722 | 227,725 | 331,101 | 2,055,039 | 12,948,850 | 883 |
| Excess (deficiency) of receipts over disbursements | 277,628 | 4,969 | (45,292) | 627,987 | (1,525,421) | 402 |
| Cash and investments - ending | \$ 1,072,750 | \$ 26,629 | \$ 84,351 | \$ 1,381,641 | \$ 3,822,942 | \$ 7,827 |

HARRISON COUNTY
 COMBINING SCHEDULE OF RECEIPTS, DISBURSEMENTS, AND
 CASH AND INVESTMENT BALANCES - REGULATORY BASIS
 For the Year Ended December 31, 2017

| | CAGIT-Co. Certified Shares | Campaign Finance Enf.-Co. | CEDIT-County Share | Clerk's Records Perp. | Community Corrections Grant | Community Transition Program |
|---|----------------------------------|---------------------------------|-----------------------|-----------------------------|-----------------------------------|------------------------------------|
| Cash and investments - beginning | \$ 154,563 | \$ 6,920 | \$ 1 | \$ 45,954 | \$ 37,559 | \$ 13,250 |
| Receipts: | | | | | | |
| Taxes | - | - | 1,879,544 | - | - | - |
| Licenses and permits | - | - | - | - | - | - |
| Intergovernmental receipts | - | - | - | - | 88,500 | 12,750 |
| Charges for services | - | - | - | - | - | - |
| Fines and forfeits | - | - | - | 17,007 | - | - |
| Other receipts | 1,171 | - | - | 302 | 20,252 | - |
| Total receipts | 1,171 | - | 1,879,544 | 17,309 | 108,752 | 12,750 |
| Disbursements: | | | | | | |
| Personal services | - | - | - | - | 91,993 | - |
| Supplies | 1,065 | - | - | - | 1,170 | - |
| Other services and charges | 312 | - | - | 43,378 | 52,574 | - |
| Capital outlay | - | - | - | - | 574 | - |
| Other disbursements | - | - | - | - | - | - |
| Total disbursements | 1,377 | - | - | 43,378 | 146,311 | - |
| Excess (deficiency) of receipts over disbursements | (206) | - | 1,879,544 | (26,069) | (37,559) | 12,750 |
| Cash and investments - ending | \$ 154,357 | \$ 6,920 | \$ 1,879,545 | \$ 19,885 | \$ - | \$ 26,000 |

HARRISON COUNTY
 COMBINING SCHEDULE OF RECEIPTS, DISBURSEMENTS, AND
 CASH AND INVESTMENT BALANCES - REGULATORY BASIS
 For the Year Ended December 31, 2017

| | Contrl Subst Excise Tax | Sales Disclosure-Co. Share | Cumulative Bridge | Cum Capital Development | Cumulative Courthouse | Community Drug Free |
|---|----------------------------------|----------------------------------|----------------------|-------------------------------|--------------------------|---------------------------|
| Cash and investments - beginning | \$ 17 | \$ 25,169 | \$ 2,470,406 | \$ 879,385 | \$ 2,040,666 | \$ 19,943 |
| Receipts: | | | | | | |
| Taxes | - | - | 610,971 | 287,415 | 232,341 | - |
| Licenses and permits | - | - | - | - | - | - |
| Intergovernmental receipts | - | - | 85,864 | 40,392 | 32,652 | - |
| Charges for services | - | 5,670 | 44,520 | - | - | - |
| Fines and forfeits | - | - | - | - | - | 17,876 |
| Other receipts | - | 370 | 11,491 | - | 201 | - |
| Total receipts | - | 6,040 | 752,846 | 327,807 | 265,194 | 17,876 |
| Disbursements: | | | | | | |
| Personal services | - | - | 131,976 | - | - | - |
| Supplies | - | - | 20,926 | - | - | - |
| Other services and charges | - | - | 178,930 | 22,231 | - | 14,045 |
| Capital outlay | - | - | - | - | - | - |
| Other disbursements | - | 370 | - | - | - | - |
| Total disbursements | - | 370 | 331,832 | 22,231 | - | 14,045 |
| Excess (deficiency) of receipts over disbursements | - | 5,670 | 421,014 | 305,576 | 265,194 | 3,831 |
| Cash and investments - ending | \$ 17 | \$ 30,839 | \$ 2,891,420 | \$ 1,184,961 | \$ 2,305,860 | \$ 23,774 |

HARRISON COUNTY
 COMBINING SCHEDULE OF RECEIPTS, DISBURSEMENTS, AND
 CASH AND INVESTMENT BALANCES - REGULATORY BASIS
 For the Year Ended December 31, 2017

| | Electronic Map Generation | Emergency Medical Services | Emerg Planning / Right to Know | Recorder Enhanced Access | Extradition & Sheriff Assist. | Fire Arms Training |
|---|---------------------------------|----------------------------------|--|--------------------------------|--|--------------------------|
| Cash and investments - beginning | \$ 7,937 | \$ 426 | \$ 20,351 | \$ 22,504 | \$ 46,598 | \$ 73,098 |
| Receipts: | | | | | | |
| Taxes | - | 402,725 | - | - | - | - |
| Licenses and permits | - | - | - | - | - | - |
| Intergovernmental receipts | - | 56,597 | 3,961 | - | - | - |
| Charges for services | 1,039 | - | - | 9,657 | - | 28,262 |
| Fines and forfeits | - | - | - | - | 10,261 | - |
| Other receipts | - | 365,000 | - | - | - | - |
| Total receipts | 1,039 | 824,322 | 3,961 | 9,657 | 10,261 | 28,262 |
| Disbursements: | | | | | | |
| Personal services | - | - | - | - | - | - |
| Supplies | - | - | 465 | - | - | 37,350 |
| Other services and charges | - | 686,364 | - | - | 19,962 | - |
| Capital outlay | - | - | - | - | - | 10,008 |
| Other disbursements | - | - | - | - | - | - |
| Total disbursements | - | 686,364 | 465 | - | 19,962 | 47,358 |
| Excess (deficiency) of receipts over disbursements | 1,039 | 137,958 | 3,496 | 9,657 | (9,701) | (19,096) |
| Cash and investments - ending | \$ 8,976 | \$ 138,384 | \$ 23,847 | \$ 32,161 | \$ 36,897 | \$ 54,002 |

HARRISON COUNTY
 COMBINING SCHEDULE OF RECEIPTS, DISBURSEMENTS, AND
 CASH AND INVESTMENT BALANCES - REGULATORY BASIS
 For the Year Ended December 31, 2017

| | Health | Identification Security Protec | Levy Excess | Local Health Maintenance | Local Road & Street | Misdemeanant Fund |
|---|------------|--------------------------------------|----------------|--------------------------------|------------------------------|----------------------|
| Cash and investments - beginning | \$ 395,979 | \$ 4,014 | \$ 1,003 | \$ 139,417 | \$ 1,337,935 | \$ 70,117 |
| Receipts: | | | | | | |
| Taxes | 679,813 | - | - | - | - | - |
| Licenses and permits | - | - | - | - | - | - |
| Intergovernmental receipts | 95,539 | - | - | 33,139 | 573,295 | - |
| Charges for services | - | 5,344 | - | - | - | 23,813 |
| Fines and forfeits | 59,272 | - | - | - | - | - |
| Other receipts | 285 | - | - | - | 3,559 | - |
| Total receipts | 834,909 | 5,344 | - | 33,139 | 576,854 | 23,813 |
| Disbursements: | | | | | | |
| Personal services | 671,730 | - | - | 18,603 | - | - |
| Supplies | 7,339 | - | - | - | 750,360 | - |
| Other services and charges | 63,340 | 750 | - | 6,292 | 71,094 | - |
| Capital outlay | - | - | - | - | - | 21,614 |
| Other disbursements | 60 | - | 1,003 | 10,557 | - | - |
| Total disbursements | 742,469 | 750 | 1,003 | 35,452 | 821,454 | 21,614 |
| Excess (deficiency) of receipts over disbursements | 92,440 | 4,594 | (1,003) | (2,313) | (244,600) | 2,199 |
| Cash and investments - ending | \$ 488,419 | \$ 8,608 | \$ - | \$ 137,104 | \$ 1,093,335 | \$ 72,316 |

HARRISON COUNTY
 COMBINING SCHEDULE OF RECEIPTS, DISBURSEMENTS, AND
 CASH AND INVESTMENT BALANCES - REGULATORY BASIS
 For the Year Ended December 31, 2017

| | Motor Vehicle Highway | Park Non Reverting | Parks Non-revert Timber | Plat Book-Auditor | Rainy Day | Reassessment |
|---|-----------------------------|--------------------------|-------------------------------|----------------------|--------------|--------------|
| Cash and investments - beginning | \$ 2,325,776 | \$ 20,000 | \$ 425 | \$ 24,875 | \$ 548,685 | \$ 776,998 |
| Receipts: | | | | | | |
| Taxes | - | - | - | - | - | 246,110 |
| Licenses and permits | - | - | - | - | - | - |
| Intergovernmental receipts | 3,378,835 | - | - | - | - | 34,588 |
| Charges for services | - | - | - | 10,380 | - | - |
| Fines and forfeits | - | - | - | - | - | - |
| Other receipts | 32,278 | - | - | - | - | - |
| Total receipts | 3,411,113 | - | - | 10,380 | - | 280,698 |
| Disbursements: | | | | | | |
| Personal services | 2,144,163 | - | - | - | - | 52,467 |
| Supplies | 352,645 | - | - | - | - | - |
| Other services and charges | 462,098 | - | - | - | - | 258,479 |
| Capital outlay | - | 10,000 | - | - | - | - |
| Other disbursements | - | - | - | - | 548,006 | - |
| Total disbursements | 2,958,906 | 10,000 | - | - | 548,006 | 310,946 |
| Excess (deficiency) of receipts over disbursements | 452,207 | (10,000) | - | 10,380 | (548,006) | (30,248) |
| Cash and investments - ending | \$ 2,777,983 | \$ 10,000 | \$ 425 | \$ 35,255 | \$ 679 | \$ 746,750 |

HARRISON COUNTY
 COMBINING SCHEDULE OF RECEIPTS, DISBURSEMENTS, AND
 CASH AND INVESTMENT BALANCES - REGULATORY BASIS
 For the Year Ended December 31, 2017

| | Recorder's Records Perp. | Riverboat - County Share | Sex and Violent Offender Adm. | Sheriff Pension Trust | Supp. Public Defender Serv. | Surplus Tax |
|---|--------------------------------|-----------------------------------|---|-----------------------------|--------------------------------------|----------------|
| Cash and investments - beginning | \$ 428,075 | \$ 24,886,894 | \$ 8,316 | \$ 10,569 | \$ 22,820 | \$ 75,147 |
| Receipts: | | | | | | |
| Taxes | - | - | - | - | - | 62,980 |
| Licenses and permits | - | - | - | - | - | - |
| Intergovernmental receipts | - | - | - | - | - | - |
| Charges for services | 87,621 | 23,756 | 2,506 | - | - | - |
| Fines and forfeits | - | - | - | 27,487 | 10,033 | - |
| Other receipts | 720 | 18,342,075 | - | - | - | 28 |
| Total receipts | 88,341 | 18,365,831 | 2,506 | 27,487 | 10,033 | 63,008 |
| Disbursements: | | | | | | |
| Personal services | 12,104 | 1,514,435 | - | 23,069 | - | - |
| Supplies | - | 642,761 | 290 | - | - | - |
| Other services and charges | - | 11,772,124 | 325 | - | - | 50,357 |
| Capital outlay | - | 3,013,187 | 954 | - | - | - |
| Other disbursements | 43,162 | - | - | - | - | - |
| Total disbursements | 55,266 | 16,942,507 | 1,569 | 23,069 | - | 50,357 |
| Excess (deficiency) of receipts over disbursements | 33,075 | 1,423,324 | 937 | 4,418 | 10,033 | 12,651 |
| Cash and investments - ending | \$ 461,150 | \$ 26,310,218 | \$ 9,253 | \$ 14,987 | \$ 32,853 | \$ 87,798 |

HARRISON COUNTY
 COMBINING SCHEDULE OF RECEIPTS, DISBURSEMENTS, AND
 CASH AND INVESTMENT BALANCES - REGULATORY BASIS
 For the Year Ended December 31, 2017

| | Surveyor Corner Perp. | Tax Sale Redemption | Tax Sale Surplus | Local Health Trust Account | Auditor Ineligible Deduction | County Elected Officials Train |
|---|-----------------------------|---------------------------|------------------------|-------------------------------------|------------------------------------|---|
| Cash and investments - beginning | \$ 43,549 | \$ 228 | \$ 213,970 | \$ 99,024 | \$ 44,749 | \$ 15,906 |
| Receipts: | | | | | | |
| Taxes | - | - | 180,069 | - | - | - |
| Licenses and permits | - | - | - | - | - | - |
| Intergovernmental receipts | - | - | - | 22,627 | - | - |
| Charges for services | 21,736 | - | - | - | - | 5,344 |
| Fines and forfeits | - | - | - | - | - | - |
| Other receipts | - | 14,352 | - | - | - | - |
| Total receipts | 21,736 | 14,352 | 180,069 | 22,627 | - | 5,344 |
| Disbursements: | | | | | | |
| Personal services | - | - | - | 155 | - | - |
| Supplies | 137 | - | - | - | - | - |
| Other services and charges | 5,475 | - | - | 4,042 | - | - |
| Capital outlay | - | - | - | - | - | - |
| Other disbursements | - | 12,541 | 112,105 | 20,280 | - | - |
| Total disbursements | 5,612 | 12,541 | 112,105 | 24,477 | - | - |
| Excess (deficiency) of receipts over disbursements | 16,124 | 1,811 | 67,964 | (1,850) | - | 5,344 |
| Cash and investments - ending | \$ 59,673 | \$ 2,039 | \$ 281,934 | \$ 97,174 | \$ 44,749 | \$ 21,250 |

HARRISON COUNTY
 COMBINING SCHEDULE OF RECEIPTS, DISBURSEMENTS, AND
 CASH AND INVESTMENT BALANCES - REGULATORY BASIS
 For the Year Ended December 31, 2017

| | Park & Recreation | County Offender Trans. Fund | Statewide 911 | Juv. Probation User Fees (circuit) | Probation User Fees(superior) | Pretrial Diversion |
|---|-------------------------|--------------------------------------|------------------|--|-------------------------------------|-----------------------|
| Cash and investments - beginning | \$ 351,477 | \$ 52 | \$ 731,323 | \$ 52,238 | \$ 150,187 | \$ 228,502 |
| Receipts: | | | | | | |
| Taxes | 419,935 | - | - | - | - | - |
| Licenses and permits | - | - | - | - | - | - |
| Intergovernmental receipts | 59,016 | - | 332,918 | - | - | 1,000 |
| Charges for services | 315,376 | - | - | - | - | - |
| Fines and forfeits | - | - | - | 4,733 | 101,664 | 120,396 |
| Other receipts | 252,087 | - | 3,685 | 127 | - | 1,050 |
| Total receipts | 1,046,414 | - | 336,603 | 4,860 | 101,664 | 122,446 |
| Disbursements: | | | | | | |
| Personal services | 664,837 | - | 150,464 | - | - | 26,568 |
| Supplies | 102,595 | - | - | - | - | - |
| Other services and charges | 249,084 | - | 79,356 | 2,651 | 26,321 | 51,011 |
| Capital outlay | 17,059 | - | 32,761 | 823 | 3,736 | - |
| Other disbursements | 27,817 | - | - | - | - | 5,115 |
| Total disbursements | 1,061,392 | - | 262,581 | 3,474 | 30,057 | 82,694 |
| Excess (deficiency) of receipts over disbursements | (14,978) | - | 74,022 | 1,386 | 71,607 | 39,752 |
| Cash and investments - ending | \$ 336,499 | \$ 52 | \$ 805,345 | \$ 53,624 | \$ 221,794 | \$ 268,254 |

HARRISON COUNTY
 COMBINING SCHEDULE OF RECEIPTS, DISBURSEMENTS, AND
 CASH AND INVESTMENT BALANCES - REGULATORY BASIS
 For the Year Ended December 31, 2017

| | Hoosier Hills Pact | Humane Society | Payroll Clearing | Payroll- co paid health | PAYROLL-WTH CHILD SUPPORT | Payroll-Withholding Pebasco |
|---|--------------------------|-------------------|---------------------|----------------------------------|---------------------------------|--------------------------------|
| Cash and investments - beginning | \$ 2,256 | \$ 11,347 | \$ - | \$ 15 | \$ - | \$ - |
| Receipts: | | | | | | |
| Taxes | - | - | - | - | - | - |
| Licenses and permits | - | - | - | - | - | - |
| Intergovernmental receipts | - | - | - | - | - | - |
| Charges for services | - | - | - | - | - | - |
| Fines and forfeits | 2,047 | - | - | - | - | - |
| Other receipts | - | - | 180 | - | 27,876 | 16,880 |
| Total receipts | 2,047 | - | 180 | - | 27,876 | 16,880 |
| Disbursements: | | | | | | |
| Personal services | - | - | 180 | - | 27,876 | 16,880 |
| Supplies | - | - | - | - | - | - |
| Other services and charges | 1,927 | - | - | - | - | - |
| Capital outlay | - | - | - | - | - | - |
| Other disbursements | 1,033 | - | - | 15 | - | - |
| Total disbursements | 2,960 | - | 180 | 15 | 27,876 | 16,880 |
| Excess (deficiency) of receipts over disbursements | (913) | - | - | (15) | - | - |
| Cash and investments - ending | \$ 1,343 | \$ 11,347 | \$ - | \$ - | \$ - | \$ - |

HARRISON COUNTY
 COMBINING SCHEDULE OF RECEIPTS, DISBURSEMENTS, AND
 CASH AND INVESTMENT BALANCES - REGULATORY BASIS
 For the Year Ended December 31, 2017

| | PAYROLL-WTH FEDERAL | PAYROLL-WTH FICA & MEDICARE | PAYROLL-WTH LOCAL TAX | PAYROLL-WTH PROPERTY TAX | PAYROLL-WTH SHERIFF PENSION | PAYROLL-WTH STATE |
|---|------------------------|--------------------------------------|-----------------------------|--------------------------------|-----------------------------------|----------------------|
| Cash and investments - beginning | \$ - | \$ - | \$ - | \$ - | \$ - | \$ - |
| Receipts: | | | | | | |
| Taxes | - | - | - | 1,659 | - | - |
| Licenses and permits | - | - | - | - | - | - |
| Intergovernmental receipts | - | - | - | - | - | - |
| Charges for services | - | - | - | - | - | - |
| Fines and forfeits | - | - | - | - | - | - |
| Other receipts | 916,970 | 695,662 | 97,045 | - | 62,415 | 299,090 |
| Total receipts | 916,970 | 695,662 | 97,045 | 1,659 | 62,415 | 299,090 |
| Disbursements: | | | | | | |
| Personal services | 916,970 | 695,662 | 97,045 | 1,659 | 62,415 | 299,090 |
| Supplies | - | - | - | - | - | - |
| Other services and charges | - | - | - | - | - | - |
| Capital outlay | - | - | - | - | - | - |
| Other disbursements | - | - | - | - | - | - |
| Total disbursements | 916,970 | 695,662 | 97,045 | 1,659 | 62,415 | 299,090 |
| Excess (deficiency) of receipts over disbursements | - | - | - | - | - | - |
| Cash and investments - ending | \$ - | \$ - | \$ - | \$ - | \$ - | \$ - |

HARRISON COUNTY
 COMBINING SCHEDULE OF RECEIPTS, DISBURSEMENTS, AND
 CASH AND INVESTMENT BALANCES - REGULATORY BASIS
 For the Year Ended December 31, 2017

| | PAYROLL-Garn. superior court | Settlement | CVET Agency | Sewage Collections | Financial Institution Tax | State Fines & Forfeitures |
|---|------------------------------------|------------|----------------|-----------------------|---------------------------------|------------------------------------|
| Cash and investments - beginning | \$ - | \$ - | \$ - | \$ - | \$ - | \$ 693 |
| Receipts: | | | | | | |
| Taxes | - | 22,056,344 | - | 2,841 | - | - |
| Licenses and permits | - | - | - | - | - | - |
| Intergovernmental receipts | - | 4,558,355 | 130,380 | - | 186,227 | - |
| Charges for services | - | - | - | - | - | - |
| Fines and forfeits | - | - | - | - | - | 5,176 |
| Other receipts | 4,225 | - | - | - | - | - |
| Total receipts | 4,225 | 26,614,699 | 130,380 | 2,841 | 186,227 | 5,176 |
| Disbursements: | | | | | | |
| Personal services | 4,225 | - | - | - | - | - |
| Supplies | - | - | - | - | - | - |
| Other services and charges | - | 26,614,699 | 130,380 | 2,841 | 186,227 | 5,862 |
| Capital outlay | - | - | - | - | - | - |
| Other disbursements | - | - | - | - | - | - |
| Total disbursements | 4,225 | 26,614,699 | 130,380 | 2,841 | 186,227 | 5,862 |
| Excess (deficiency) of receipts over disbursements | - | - | - | - | - | (686) |
| Cash and investments - ending | \$ - | \$ - | \$ - | \$ - | \$ - | \$ 7 |

HARRISON COUNTY
 COMBINING SCHEDULE OF RECEIPTS, DISBURSEMENTS, AND
 CASH AND INVESTMENT BALANCES - REGULATORY BASIS
 For the Year Ended December 31, 2017

| | Infraction Judgements | Special Death Benefits | Sales Disclosure-State Share | Coroners Training & Cont. Educ | Interstate Compact-State Share | Mortgage Recording Fee-State |
|---|--------------------------|------------------------------|------------------------------------|--|--------------------------------------|------------------------------------|
| Cash and investments - beginning | \$ 1,942 | \$ 360 | \$ 495 | \$ 328 | \$ 768 | \$ 693 |
| Receipts: | | | | | | |
| Taxes | - | - | - | - | - | - |
| Licenses and permits | - | - | - | - | - | - |
| Intergovernmental receipts | - | - | - | - | - | - |
| Charges for services | - | 1,485 | 4,475 | 3,852 | - | 4,367 |
| Fines and forfeits | 22,350 | 2,265 | - | - | 3,048 | - |
| Other receipts | - | - | 1,100 | - | - | - |
| Total receipts | 22,350 | 3,750 | 5,575 | 3,852 | 3,048 | 4,367 |
| Disbursements: | | | | | | |
| Personal services | - | - | - | - | - | - |
| Supplies | - | - | - | - | - | - |
| Other services and charges | 21,820 | 3,605 | 5,540 | 3,884 | 3,418 | 4,405 |
| Capital outlay | - | - | - | - | - | - |
| Other disbursements | - | - | - | - | - | - |
| Total disbursements | 21,820 | 3,605 | 5,540 | 3,884 | 3,418 | 4,405 |
| Excess (deficiency) of receipts over disbursements | 530 | 145 | 35 | (32) | (370) | (38) |
| Cash and investments - ending | \$ 2,472 | \$ 505 | \$ 530 | \$ 296 | \$ 398 | \$ 655 |

HARRISON COUNTY
 COMBINING SCHEDULE OF RECEIPTS, DISBURSEMENTS, AND
 CASH AND INVESTMENT BALANCES - REGULATORY BASIS
 For the Year Ended December 31, 2017

| | Sex&Violent Offender Adm-State | Child Restraint Violations | Education Plate | Riverboat Ord 98-12 | Innkeeper Tax Collections | City/Town Odinance Violations |
|---|--------------------------------------|----------------------------------|--------------------|---------------------------|---------------------------------|-------------------------------------|
| Cash and investments - beginning | \$ 35 | \$ 25 | \$ - | \$ 230,827 | \$ 214,289 | \$ 3,941 |
| Receipts: | | | | | | |
| Taxes | - | - | - | 21,676,643 | 857,379 | - |
| Licenses and permits | - | - | - | - | - | - |
| Intergovernmental receipts | - | - | - | - | - | - |
| Charges for services | 279 | - | 525 | - | - | - |
| Fines and forfeits | - | 175 | - | - | - | 6,652 |
| Other receipts | - | - | - | - | - | - |
| Total receipts | 279 | 175 | 525 | 21,676,643 | 857,379 | 6,652 |
| Disbursements: | | | | | | |
| Personal services | - | - | - | - | - | - |
| Supplies | - | - | - | - | - | - |
| Other services and charges | 279 | 175 | 525 | 3,675,852 | 975,000 | - |
| Capital outlay | - | - | - | - | - | - |
| Other disbursements | - | - | - | 17,774,847 | - | 3,161 |
| Total disbursements | 279 | 175 | 525 | 21,450,699 | 975,000 | 3,161 |
| Excess (deficiency) of receipts over disbursements | - | - | - | 225,944 | (117,621) | 3,491 |
| Cash and investments - ending | \$ 35 | \$ 25 | \$ - | \$ 456,771 | \$ 96,668 | \$ 7,432 |

HARRISON COUNTY
 COMBINING SCHEDULE OF RECEIPTS, DISBURSEMENTS, AND
 CASH AND INVESTMENT BALANCES - REGULATORY BASIS
 For the Year Ended December 31, 2017

| | 93.563 Title IV-D INCENTIVE | 93.563 PROS. IV-D-POSTOCT99 | 93.563 CLERK IV-D-PRIOROCT99 | 93.563 CLERK IV-D-POSTOCT99 | County Law Enf Con't Education | County LOIT Special Distribution |
|---|--------------------------------------|-----------------------------------|------------------------------------|-----------------------------------|--|---|
| Cash and investments - beginning | \$ 73,316 | \$ 71,584 | \$ 10,836 | \$ 25,962 | \$ 1,970 | \$ 451,994 |
| Receipts: | | | | | | |
| Taxes | - | - | - | - | - | - |
| Licenses and permits | - | - | - | - | - | - |
| Intergovernmental receipts | - | - | - | - | - | - |
| Charges for services | - | - | - | - | - | - |
| Fines and forfeits | - | - | - | - | 1,080 | - |
| Other receipts | 11,871 | 18,048 | - | 12,016 | - | - |
| Total receipts | 11,871 | 18,048 | - | 12,016 | 1,080 | - |
| Disbursements: | | | | | | |
| Personal services | - | 25,509 | - | - | - | - |
| Supplies | - | - | - | - | - | - |
| Other services and charges | - | - | - | - | 2,575 | - |
| Capital outlay | - | - | - | - | - | - |
| Other disbursements | - | 946 | - | 9,457 | - | 451,994 |
| Total disbursements | - | 26,455 | - | 9,457 | 2,575 | 451,994 |
| Excess (deficiency) of receipts over disbursements | 11,871 | (8,407) | - | 2,559 | (1,495) | (451,994) |
| Cash and investments - ending | \$ 85,187 | \$ 63,177 | \$ 10,836 | \$ 28,521 | \$ 475 | \$ - |

HARRISON COUNTY
 COMBINING SCHEDULE OF RECEIPTS, DISBURSEMENTS, AND
 CASH AND INVESTMENT BALANCES - REGULATORY BASIS
 For the Year Ended December 31, 2017

| | Park Board Donations | Animal Control Donations | Casa Donations | Land Conservation Donation | Veterans Affairs Donations | Hayswood Vet. Memorial Donation |
|--|----------------------------|--------------------------------|-------------------|----------------------------------|----------------------------------|--|
| Cash and investments - beginning | \$ 444 | \$ 4,149 | \$ 300 | \$ 776 | \$ 1,446 | \$ - |
| Receipts: | | | | | | |
| Taxes | - | - | - | - | - | - |
| Licenses and permits | - | - | - | - | - | - |
| Intergovernmental receipts | - | - | - | - | - | - |
| Charges for services | - | - | - | - | - | - |
| Fines and forfeits | - | - | - | - | - | - |
| Other receipts | 585 | 28,230 | - | - | 2,257 | 10,760 |
| Total receipts | 585 | 28,230 | - | - | 2,257 | 10,760 |
| Disbursements: | | | | | | |
| Personal services | - | - | - | - | - | - |
| Supplies | 585 | - | - | - | - | 86 |
| Other services and charges | 421 | 23,944 | - | - | - | 9,962 |
| Capital outlay | - | - | - | - | - | - |
| Other disbursements | - | - | - | - | - | - |
| Total disbursements | 1,006 | 23,944 | - | - | - | 10,048 |
| Excess (deficiency) of receipts over disbursements | (421) | 4,286 | - | - | 2,257 | 712 |
| Cash and investments - ending | \$ 23 | \$ 8,435 | \$ 300 | \$ 776 | \$ 3,703 | \$ 712 |

HARRISON COUNTY
 COMBINING SCHEDULE OF RECEIPTS, DISBURSEMENTS, AND
 CASH AND INVESTMENT BALANCES - REGULATORY BASIS
 For the Year Ended December 31, 2017

| | New Salisbury Cabin | Discovery Ctr-Corydon donation | Parks Annual Meeting Donations | Indian Creek Loop Woods Trail | Prosecutor-Halloween donation | Merry Country Christ. donation |
|---|---------------------------|--------------------------------------|---|---|----------------------------------|---|
| Cash and investments - beginning | \$ 2,000 | \$ 10,000 | \$ - | \$ - | \$ - | \$ - |
| Receipts: | | | | | | |
| Taxes | - | - | - | - | - | - |
| Licenses and permits | - | - | - | - | - | - |
| Intergovernmental receipts | - | - | - | - | - | - |
| Charges for services | - | - | - | - | - | - |
| Fines and forfeits | - | - | - | - | - | - |
| Other receipts | - | 5,042 | 1,000 | 592 | 150 | 4,000 |
| Total receipts | - | 5,042 | 1,000 | 592 | 150 | 4,000 |
| Disbursements: | | | | | | |
| Personal services | - | - | - | - | - | - |
| Supplies | - | - | - | 585 | 150 | 1,020 |
| Other services and charges | 2,000 | 10,000 | 727 | - | - | 2,933 |
| Capital outlay | - | - | - | - | - | - |
| Other disbursements | - | - | - | - | - | - |
| Total disbursements | 2,000 | 10,000 | 727 | 585 | 150 | 3,953 |
| Excess (deficiency) of receipts over disbursements | (2,000) | (4,958) | 273 | 7 | - | 47 |
| Cash and investments - ending | <u>\$ -</u> | <u>\$ 5,042</u> | <u>\$ 273</u> | <u>\$ 7</u> | <u>\$ -</u> | <u>\$ 47</u> |

HARRISON COUNTY
 COMBINING SCHEDULE OF RECEIPTS, DISBURSEMENTS, AND
 CASH AND INVESTMENT BALANCES - REGULATORY BASIS
 For the Year Ended December 31, 2017

| | Animal Control Fines & Fees | Family Health & Hoosier Hills | Discovery Center Revenues | Coroner Accident Report Fund | Casa User Fees | Work Release |
|---|---|---|---------------------------------|---------------------------------------|----------------------|-----------------|
| Cash and investments - beginning | \$ 24,409 | \$ 7,361 | \$ 672 | \$ 550 | \$ 3,990 | \$ 27,416 |
| Receipts: | | | | | | |
| Taxes | - | - | - | - | - | - |
| Licenses and permits | - | - | - | - | - | - |
| Intergovernmental receipts | - | - | - | - | - | - |
| Charges for services | - | 4,822 | 54,683 | 200 | - | 1,764 |
| Fines and forfeits | 2,404 | - | - | - | - | - |
| Other receipts | 14 | - | - | - | - | 314 |
| Total receipts | 2,418 | 4,822 | 54,683 | 200 | - | 2,078 |
| Disbursements: | | | | | | |
| Personal services | - | - | - | - | - | - |
| Supplies | 1,060 | - | - | - | - | - |
| Other services and charges | 2,405 | - | - | - | - | 3,764 |
| Capital outlay | - | - | - | - | - | 5,222 |
| Other disbursements | - | - | - | - | - | - |
| Total disbursements | 3,465 | - | - | - | - | 8,986 |
| Excess (deficiency) of receipts over disbursements | (1,047) | 4,822 | 54,683 | 200 | - | (6,908) |
| Cash and investments - ending | \$ 23,362 | \$ 12,183 | \$ 55,355 | \$ 750 | \$ 3,990 | \$ 20,508 |

HARRISON COUNTY
 COMBINING SCHEDULE OF RECEIPTS, DISBURSEMENTS, AND
 CASH AND INVESTMENT BALANCES - REGULATORY BASIS
 For the Year Ended December 31, 2017

| | Parks Endowment Fund | Prosecutor Asset Forfeiture | MCH Fees and Reimb. ord 2012-2 | Sheriff Asset Forfeiture | Home Detention | Payroll - Insur Aflac |
|---|----------------------------|-----------------------------------|--|--------------------------------|-------------------|--------------------------------|
| Cash and investments - beginning | \$ - | \$ 9,734 | \$ 18,255 | \$ 98,225 | \$ 50,332 | \$ 4,555 |
| Receipts: | | | | | | |
| Taxes | - | - | - | - | - | - |
| Licenses and permits | - | - | - | - | - | - |
| Intergovernmental receipts | - | - | - | - | - | - |
| Charges for services | - | - | - | 67,313 | - | - |
| Fines and forfeits | - | - | 10,529 | - | 92,420 | - |
| Other receipts | 41,950 | 2,018 | - | 6,000 | - | 56,405 |
| Total receipts | 41,950 | 2,018 | 10,529 | 73,313 | 92,420 | 56,405 |
| Disbursements: | | | | | | |
| Personal services | - | - | - | - | - | 61,403 |
| Supplies | - | - | 6,067 | - | - | - |
| Other services and charges | 28,902 | 11,752 | 4,620 | 112,559 | 17,057 | - |
| Capital outlay | - | - | - | - | - | - |
| Other disbursements | - | - | - | - | 5,076 | - |
| Total disbursements | 28,902 | 11,752 | 10,687 | 112,559 | 22,133 | 61,403 |
| Excess (deficiency) of receipts over disbursements | 13,048 | (9,734) | (158) | (39,246) | 70,287 | (4,998) |
| Cash and investments - ending | \$ 13,048 | \$ - | \$ 18,097 | \$ 58,979 | \$ 120,619 | \$ (443) |

HARRISON COUNTY
 COMBINING SCHEDULE OF RECEIPTS, DISBURSEMENTS, AND
 CASH AND INVESTMENT BALANCES - REGULATORY BASIS
 For the Year Ended December 31, 2017

| | Payroll - Insur Health | Payroll - Insur Boston Mutual | Payroll - Insur Colonial | Payroll - Dental Insur | Payroll - Insur Libery Nat | Payroll - Insur Pre-paid Legal |
|---|---------------------------------|---|-----------------------------------|---------------------------------|--|--|
| Cash and investments - beginning | \$ (6,186) | \$ 2,113 | \$ 97 | \$ (268) | \$ 528 | \$ 92 |
| Receipts: | | | | | | |
| Taxes | - | - | - | - | - | - |
| Licenses and permits | - | - | - | - | - | - |
| Intergovernmental receipts | - | - | - | - | - | - |
| Charges for services | - | - | - | - | - | - |
| Fines and forfeits | - | - | - | - | - | - |
| Other receipts | 354,190 | 24,754 | 1,164 | 92,087 | 5,537 | 550 |
| Total receipts | 354,190 | 24,754 | 1,164 | 92,087 | 5,537 | 550 |
| Disbursements: | | | | | | |
| Personal services | 355,250 | 26,810 | 1,261 | 91,270 | 6,065 | 596 |
| Supplies | - | - | - | - | - | - |
| Other services and charges | - | - | - | - | - | - |
| Capital outlay | - | - | - | - | - | - |
| Other disbursements | - | - | - | 773 | - | - |
| Total disbursements | 355,250 | 26,810 | 1,261 | 92,043 | 6,065 | 596 |
| Excess (deficiency) of receipts over disbursements | (1,060) | (2,056) | (97) | 44 | (528) | (46) |
| Cash and investments - ending | \$ (7,246) | \$ 57 | \$ - | \$ (224) | \$ - | \$ 46 |

HARRISON COUNTY
 COMBINING SCHEDULE OF RECEIPTS, DISBURSEMENTS, AND
 CASH AND INVESTMENT BALANCES - REGULATORY BASIS
 For the Year Ended December 31, 2017

| | Payroll - Insur TransAmerica | Payroll - Humana Voluntary | Payroll-Perf Vol. Post-tax | Payroll-Perf Voluntary pre-tax | Payroll-chase insur wth | Payroll-office standing trust |
|---|---------------------------------------|-------------------------------------|----------------------------------|--------------------------------------|-------------------------------|-------------------------------------|
| Cash and investments - beginning | \$ 1,795 | \$ (12) | \$ - | \$ - | \$ - | \$ - |
| Receipts: | | | | | | |
| Taxes | - | - | - | - | - | - |
| Licenses and permits | - | - | - | - | - | - |
| Intergovernmental receipts | - | - | - | - | - | - |
| Charges for services | - | - | - | - | - | - |
| Fines and forfeits | - | - | - | - | - | - |
| Other receipts | 19,083 | 5,511 | 7,515 | 3,970 | 1,200 | 7,015 |
| Total receipts | 19,083 | 5,511 | 7,515 | 3,970 | 1,200 | 7,015 |
| Disbursements: | | | | | | |
| Personal services | 20,860 | 5,511 | 7,515 | 3,970 | 1,200 | 7,015 |
| Supplies | - | - | - | - | - | - |
| Other services and charges | - | - | - | - | - | - |
| Capital outlay | - | - | - | - | - | - |
| Other disbursements | - | - | - | - | - | - |
| Total disbursements | 20,860 | 5,511 | 7,515 | 3,970 | 1,200 | 7,015 |
| Excess (deficiency) of receipts over disbursements | (1,777) | - | - | - | - | - |
| Cash and investments - ending | \$ 18 | \$ (12) | \$ - | \$ - | \$ - | \$ - |

HARRISON COUNTY
 COMBINING SCHEDULE OF RECEIPTS, DISBURSEMENTS, AND
 CASH AND INVESTMENT BALANCES - REGULATORY BASIS
 For the Year Ended December 31, 2017

| | BPP Late Assessment Penalty | LIT - Certified Shares | LIT - Economic Development | Ema Planning Grant | Clerk Non Reverting Sect 101 | 2016 5311 Transportation Grant |
|---|--------------------------------------|---------------------------------|-------------------------------------|--------------------------|--|---|
| Cash and investments - beginning | \$ - | \$ - | \$ - | \$ 6,819 | \$ 8,128 | \$ - |
| Receipts: | | | | | | |
| Taxes | - | 6,124,261 | 2,060,854 | - | - | - |
| Licenses and permits | - | - | - | - | - | - |
| Intergovernmental receipts | - | - | - | - | - | 119,520 |
| Charges for services | - | - | - | - | - | - |
| Fines and forfeits | 977 | - | - | - | - | - |
| Other receipts | - | - | - | - | - | - |
| Total receipts | 977 | 6,124,261 | 2,060,854 | - | - | 119,520 |
| Disbursements: | | | | | | |
| Personal services | - | - | - | - | - | - |
| Supplies | - | - | - | 210 | - | - |
| Other services and charges | - | 6,124,262 | 2,060,854 | 499 | - | 119,520 |
| Capital outlay | - | - | - | - | - | - |
| Other disbursements | - | - | - | - | - | - |
| Total disbursements | - | 6,124,262 | 2,060,854 | 709 | - | 119,520 |
| Excess (deficiency) of receipts over disbursements | 977 | (1) | - | (709) | - | - |
| Cash and investments - ending | \$ 977 | \$ (1) | \$ - | \$ 6,110 | \$ 8,128 | \$ - |

HARRISON COUNTY
 COMBINING SCHEDULE OF RECEIPTS, DISBURSEMENTS, AND
 CASH AND INVESTMENT BALANCES - REGULATORY BASIS
 For the Year Ended December 31, 2017

| | Spanish Inter.-Superior Court | 2016-EMPG - ALL TERRAIN VEHICLE | 2017 5311 Transportation Grant | 2016-EMPG -Salary | 5311/5339 TRANS./VANS |
|---|-------------------------------------|---|---|----------------------|--------------------------|
| Cash and investments - beginning | \$ 2,270 | \$ - | \$ - | \$ - | \$ - |
| Receipts: | | | | | |
| Taxes | - | - | - | - | - |
| Licenses and permits | - | - | - | - | - |
| Intergovernmental receipts | - | 16,898 | 366,733 | 32,903 | 83,040 |
| Charges for services | - | - | - | - | - |
| Fines and forfeits | - | - | - | - | - |
| Other receipts | - | - | - | - | - |
| Total receipts | - | 16,898 | 366,733 | 32,903 | 83,040 |
| Disbursements: | | | | | |
| Personal services | - | - | - | - | - |
| Supplies | - | - | - | - | - |
| Other services and charges | 1,694 | - | 366,733 | 32,903 | 83,040 |
| Capital outlay | - | 16,898 | - | - | - |
| Other disbursements | - | - | - | - | - |
| Total disbursements | 1,694 | 16,898 | 366,733 | 32,903 | 83,040 |
| Excess (deficiency) of receipts over disbursements | (1,694) | - | - | - | - |
| Cash and investments - ending | \$ 576 | \$ - | \$ - | \$ - | \$ - |

HARRISON COUNTY
 COMBINING SCHEDULE OF RECEIPTS, DISBURSEMENTS, AND
 CASH AND INVESTMENT BALANCES - REGULATORY BASIS
 For the Year Ended December 31, 2017

| | Casa (in St) Grant Fund | Gov. Facilities Plan | 2016 JDAI 1004 | JDAI - DOC -EDS#D25-17-575 | Comm. Crossing grant 1601284 |
|---|-------------------------------------|----------------------------|----------------------|-------------------------------------|---------------------------------------|
| Cash and investments - beginning | \$ 63,028 | \$ 12,556 | \$ 100 | \$ 5,778 | \$ - |
| Receipts: | | | | | |
| Taxes | - | - | - | - | - |
| Licenses and permits | - | - | - | - | - |
| Intergovernmental receipts | 11,296 | - | - | - | 1,000,000 |
| Charges for services | - | - | - | - | - |
| Fines and forfeits | - | - | - | - | - |
| Other receipts | - | - | - | - | 1,000,000 |
| Total receipts | 11,296 | - | - | - | 2,000,000 |
| Disbursements: | | | | | |
| Personal services | - | - | - | - | - |
| Supplies | - | - | - | - | - |
| Other services and charges | 12,040 | - | - | - | 202,880 |
| Capital outlay | - | - | - | - | - |
| Other disbursements | - | - | - | 5,778 | - |
| Total disbursements | 12,040 | - | - | 5,778 | 202,880 |
| Excess (deficiency) of receipts over disbursements | (744) | - | - | (5,778) | 1,797,120 |
| Cash and investments - ending | \$ 62,284 | \$ 12,556 | \$ 100 | \$ - | \$ 1,797,120 |

HARRISON COUNTY
 COMBINING SCHEDULE OF RECEIPTS, DISBURSEMENTS, AND
 CASH AND INVESTMENT BALANCES - REGULATORY BASIS
 For the Year Ended December 31, 2017

| | Community Corrections 17/18 | Lanesville Deferral Fee | STATE-Pros. Asset Forfeiture | Morvin's Landing Lease Fund | PHEP-16505261 |
|---|-----------------------------------|-------------------------------|------------------------------------|--------------------------------------|---------------|
| Cash and investments - beginning | \$ - | \$ 220 | \$ 343,246 | \$ 30,918 | \$ 12,998 |
| Receipts: | | | | | |
| Taxes | - | - | - | - | - |
| Licenses and permits | - | - | - | - | - |
| Intergovernmental receipts | 147,500 | - | - | - | - |
| Charges for services | - | - | - | 15,459 | - |
| Fines and forfeits | - | - | - | - | - |
| Other receipts | 220 | - | 40,956 | - | 15,218 |
| Total receipts | 147,720 | - | 40,956 | 15,459 | 15,218 |
| Disbursements: | | | | | |
| Personal services | 82,647 | - | - | - | - |
| Supplies | 3,646 | - | - | - | - |
| Other services and charges | 27,675 | - | 77,353 | - | 20,131 |
| Capital outlay | 208 | - | - | - | - |
| Other disbursements | - | - | - | - | - |
| Total disbursements | 114,176 | - | 77,353 | - | 20,131 |
| Excess (deficiency) of receipts over disbursements | 33,544 | - | (36,397) | 15,459 | (4,913) |
| Cash and investments - ending | \$ 33,544 | \$ 220 | \$ 306,849 | \$ 46,377 | \$ 8,085 |

HARRISON COUNTY
 COMBINING SCHEDULE OF RECEIPTS, DISBURSEMENTS, AND
 CASH AND INVESTMENT BALANCES - REGULATORY BASIS
 For the Year Ended December 31, 2017

| | MCH - 16519101 | MCH - CONTRACT#14460 | 2016 SHSP - EQUIP. REPAIR | Parks - Indian Creek Trail | Totals |
|--|----------------------|----------------------------|---------------------------------------|--|---------------|
| Cash and investments - beginning | \$ (91) | \$ (480) | \$ - | \$ - | \$ 47,780,803 |
| Receipts: | | | | | |
| Taxes | - | - | - | - | 65,671,862 |
| Licenses and permits | - | - | - | - | 57,403 |
| Intergovernmental receipts | 5,998 | 1,920 | - | - | 12,893,550 |
| Charges for services | - | - | - | - | 1,528,571 |
| Fines and forfeits | - | - | - | - | 3,312,402 |
| Other receipts | - | - | - | 31,150 | 25,773,080 |
| Total receipts | 5,998 | 1,920 | - | 31,150 | 109,236,868 |
| Disbursements: | | | | | |
| Personal services | - | - | - | - | 17,232,569 |
| Supplies | 5,842 | - | - | - | 2,611,772 |
| Other services and charges | 65 | 1,440 | 4,495 | 31,150 | 58,146,109 |
| Capital outlay | - | - | - | - | 3,219,062 |
| Other disbursements | - | - | - | - | 22,731,139 |
| Total disbursements | 5,907 | 1,440 | 4,495 | 31,150 | 103,940,651 |
| Excess (deficiency) of receipts over disbursements | 91 | 480 | (4,495) | - | 5,296,217 |
| Cash and investments - ending | \$ - | \$ - | \$ (4,495) | \$ - | \$ 53,077,020 |

HARRISON COUNTY
SCHEDULE OF PAYABLES AND RECEIVABLES
December 31, 2017

| <u>Government or Enterprise</u> | <u>Accounts Payable</u> | <u>Accounts Receivable</u> |
|---------------------------------|-----------------------------|--------------------------------|
| Governmental activities | <u>\$ 477,567</u> | <u>\$ 260,165</u> |

HARRISON COUNTY
 SCHEDULE OF CAPITAL ASSETS
 December 31, 2017

Capital assets are reported at actual or estimated historical cost based on appraisals or deflated current replacement cost. Contributed or donated assets are reported at estimated fair value at the time received.

| | <u>Ending Balance</u> |
|------------------------------------|------------------------------|
| Governmental activities: | |
| Land | \$ 1,630,947 |
| Infrastructure | 139,755,045 |
| Buildings | 46,839,695 |
| Improvements other than buildings | 2,261,512 |
| Machinery, equipment, and vehicles | <u>13,373,902</u> |
| Total governmental activities | <u>203,861,101</u> |
| Total capital assets | <u><u>\$ 203,861,101</u></u> |

(This page intentionally left blank.)

SUPPLEMENTAL AUDIT OF
FEDERAL AWARDS



INDEPENDENT AUDITOR'S REPORT ON COMPLIANCE FOR EACH MAJOR FEDERAL
PROGRAM AND ON INTERNAL CONTROL OVER COMPLIANCE

TO: THE OFFICIALS OF HARRISON COUNTY, INDIANA

Report on Compliance for Each Major Federal Program

We have audited Harrison County's (County) compliance with the types of compliance requirements described in the *OMB Compliance Supplement* that could have a direct and material effect on each of its major federal programs for the year ended December 31, 2017. The County's major federal programs are identified in the Summary of Auditor's Results section of the accompanying Schedule of Findings and Questioned Costs.

Management's Responsibility

Management is responsible for compliance with federal statutes, regulations, and the terms and conditions of its federal awards applicable to its federal programs.

Auditor's Responsibility

Our responsibility is to express an opinion on compliance for each of the County's major federal programs based on our audit of the types of compliance requirements referred to above. We conducted our audit of compliance in accordance with auditing standards generally accepted in the United States of America; the standards applicable to financial audits contained in *Government Auditing Standards*, issued by the Comptroller General of the United States; and the audit requirements of Title 2 U.S. *Code of Federal Regulations* Part 200, *Uniform Administrative Requirements, Cost Principles, and Audit Requirements for Federal Awards* (Uniform Guidance). Those standards and the Uniform Guidance require that we plan and perform the audit to obtain reasonable assurance about whether noncompliance with the types of compliance requirements referred to above that could have a direct and material effect on a major federal program occurred. An audit includes examining, on a test basis, evidence about the County's compliance with those requirements and performing such other procedures as we considered necessary in the circumstances.

We believe that our audit provides a reasonable basis for our opinion on compliance for each major federal program. However, our audit does not provide a legal determination of the County's compliance.

Opinion on Each Major Federal Program

In our opinion, the County complied, in all material respects, with the types of compliance requirements referred to above that could have a direct and material effect on each of its major federal programs for the year ended December 31, 2017.

INDEPENDENT AUDITOR'S REPORT ON COMPLIANCE FOR EACH MAJOR FEDERAL
PROGRAM AND ON INTERNAL CONTROL OVER COMPLIANCE
(Continued)


Report on Internal Control over Compliance

Management of the County is responsible for establishing and maintaining effective internal control over compliance with the types of compliance requirements referred to above. In planning and performing our audit of compliance, we considered the County's internal control over compliance with the types of requirements that could have a direct and material effect on each major federal program to determine the auditing procedures that are appropriate in the circumstances for the purpose of expressing our opinion on compliance for each major federal program and to test and report on internal control over compliance in accordance with the Uniform Guidance, but not for the purpose of expressing an opinion on the effectiveness of internal control over compliance. Accordingly, we do not express an opinion on the effectiveness of the County's internal control over compliance.

A deficiency in internal control over compliance exists when the design or operation of a control over compliance does not allow management or employees, in the normal course of performing their assigned functions, to prevent, or detect and correct, noncompliance with a type of compliance requirement of a federal program on a timely basis. A material weakness in internal control over compliance is a deficiency, or a combination of deficiencies, in internal control over compliance, such that there is a reasonable possibility that material noncompliance with a type of compliance requirement of a federal program will not be prevented, or detected and corrected, on a timely basis. A significant deficiency in internal control over compliance is a deficiency, or a combination of deficiencies, in internal control over compliance with a type of compliance requirement of a federal program that is less severe than a material weakness in internal control over compliance, yet important enough to merit attention by those charged with governance.

Our consideration of internal control over compliance was for the limited purpose described in the first paragraph of this section and was not designed to identify all deficiencies in internal control over compliance that might be material weaknesses or significant deficiencies. We did not identify any deficiencies in internal control over compliance that we consider to be material weaknesses. However, material weaknesses may exist that have not been identified.

The purpose of this report on internal control over compliance is solely to describe the scope of our testing of internal control over compliance and the results of that testing based on the requirements of the Uniform Guidance. Accordingly, this report is not suitable for any other purpose.


Paul D. Joyce, CPA
State Examiner

December 20, 2018

(This page intentionally left blank.)

SCHEDULE OF EXPENDITURES OF FEDERAL AWARDS AND ACCOMPANYING NOTES

The Schedule of Expenditures of Federal Awards and accompanying notes presented were approved by management of the County. The schedule and notes are presented as intended by the County.

HARRISON COUNTY
SCHEDULE OF EXPENDITURES OF FEDERAL AWARDS
For the Year Ended December 31, 2017

| Federal Grantor Agency Cluster Title/Program Title/Project Title | Pass-Through Entity or Direct Grant | Federal CFDA Number | Pass-Through Entity (or Other) Identifying Number | Passed Through to Subrecipient | Total Federal Awards Expended |
|--|--------------------------------------|---------------------------|--|-----------------------------------|-------------------------------------|
| Department of Justice | | | | | |
| Equitable Sharing Program | Direct Grant | 16.922 | | | |
| Sheriff Asset Forfeiture | | | 2017 | \$ - | \$ 112,559 |
| Prosecutor Asset Forfeiture | | | 2017 | - | 11,752 |
| Total - Equitable Sharing Program | | | | - | 124,311 |
| Total - Department of Justice | | | | - | 124,311 |
| Department of Transportation | | | | | |
| Highway Planning and Construction Cluster | | | | | |
| Highway Planning and Construction | Indiana Department of Transportation | 20.205 | | | |
| Cumulative Bridge | | | DES #1382112 | - | 44,520 |
| Riverboat | | | DES #1383370 | - | 23,756 |
| Total - Highway Planning and Construction Cluster | | | | - | 68,276 |
| Formula Grants for Rural Areas | Indiana Department of Transportation | 20.509 | | | |
| 2017 5311 Transportation Grant | | | EDS #A249-17-G150138 | 236,925 | 236,925 |
| 2016 5311 Transportation Grant | | | EDS#A249-16-G150138 | 76,909 | 76,909 |
| 5311 Capital Asset-Van | | | EDS#A249-17-G160024 | 83,040 | 83,040 |
| Total - Formula Grants for Rural Areas | | | | 396,874 | 396,874 |
| Total - Department of Transportation | | | | 396,874 | 465,150 |
| Department of Health and Human Services | | | | | |
| Hospital Preparedness Program (HPP) and Public Health | | | | | |
| Emergency Preparedness (PHEP) Aligned Cooperative Agreements | Indiana Department of Health | 93.074 | | | |
| PHEP-16505261 | | | PHEP-16505261 | - | 4,913 |
| Child Support Enforcement | Indiana Department of Child Services | 93.563 | | | |
| Spanish Inter.-Superior Court | | | 2017 | - | 9,331 |
| Clerk Perpetuation | | | 2017 | - | 11 |
| Prosecutor Incentive - Advance | | | 2017 | - | 26,454 |
| Child Support Clerk | | | 2017 | - | 41,949 |
| Child Support Indirect Costs | | | 2017 | - | 104,639 |
| Clerk Incentive - Advance | | | 2017 | - | 9,457 |
| Child Support Prosecutor | | | 2017 | - | 153,062 |
| Total - Child Support Enforcement | | | | - | 344,903 |
| Maternal and Child Health Services Block Grant to the States | Indiana Department of Health | 93.994 | | | |
| Title V: Early Start | | | Contract #14464 | - | 5,998 |
| Baby and Me-Title V | | | Contract#14460 | - | 1,920 |
| Total - Maternal and Child Health Services Block Grant to the States | | | | - | 7,918 |
| Total - Department of Health and Human Services | | | | - | 357,734 |
| Department of Homeland Security | | | | | |
| Emergency Management Performance Grants | Indiana Homeland Security | 97.042 | | | |
| 2016 EMPG All Terrain Vehicle | | | EMC-2016-EP-00006 | - | 16,898 |
| 2016 EMPG-Salaries | | | EMCW-2016-EP-00006 | - | 32,903 |
| Total - Department of Homeland Security | | | | - | 49,801 |
| Total federal awards expended | | | | \$ 396,874 | \$ 996,996 |

The accompanying notes are an integral part of the Schedule of Expenditures of Federal Awards.

HARRISON COUNTY
NOTES TO SCHEDULE OF EXPENDITURES OF FEDERAL AWARDS

Note 1. Basis of Presentation

The accompanying Schedule of Expenditures of Federal Awards (SEFA) includes the federal grant activity of the County under programs of the federal government for the year ended December 31, 2017. The information in the SEFA is presented in accordance with the requirements of Title 2 U.S. *Code of Federal Regulations* Part 200, *Uniform Administrative Requirements, Cost Principles, and Audit Requirements for Federal Awards* (Uniform Guidance). Because the SEFA presents only a select portion of the operations of the County, it is not intended to and does not present the financial position of the County.

Note 2. Summary of Significant Accounting Policies

Expenditures reported on the SEFA are reported on the cash basis of accounting. Such expenditures are recognized following, as applicable, either the cost principles in OMB Circular A-87, *Cost Principles for State, Local, and Indian Tribal Governments*, or the cost principles contained in the Uniform Guidance, wherein certain types of expenditures are not allowed or are limited as to reimbursement. When federal grants are received on a reimbursement basis, the federal awards are considered expended when the reimbursement is received. The County has elected not to use the 10 percent de minimis indirect cost rate allowed under the Uniform Guidance.

HARRISON COUNTY
SCHEDULE OF FINDINGS AND QUESTIONED COSTS

Section I - Summary of Auditor's Results

Financial Statement:

| | |
|--|---|
| Type of auditor's report issued: | Adverse as to GAAP; Unmodified as to Regulatory Basis |
| Internal control over financial reporting: | |
| Material weaknesses identified? | yes |
| Significant deficiency identified? | none reported |
| Noncompliance material to financial statement noted? | no |

Federal Awards:

| | |
|---|---------------|
| Internal control over major programs: | |
| Material weakness identified? | no |
| Significant deficiency identified? | none reported |
| Any audit finding disclosed that are required to be reported in accordance with section 2 CFR 200.516(a)? | no |

Identification of Major Programs and type of auditor's report issued on compliance for each:

| <u>CFDA Number</u> | <u>Name of Federal Program or Cluster</u> | <u>Opinion Issued</u> |
|------------------------|---|---------------------------|
| 20.509 | Formula Grants for Rural Areas Highway Planning and Construction Cluster | Unmodified Unmodified |

Dollar threshold used to distinguish between Type A and Type B programs: \$750,000

| | |
|--|----|
| Auditee qualified as low-risk auditee? | no |
|--|----|

Section II - Financial Statement Findings

FINDING 2017-001

Subject: Preparation of the Schedule of Expenditures of Federal Awards
Audit Finding: Material Weakness

Repeat Finding

This is a repeat of Finding 2016-001 from the immediately prior audit.

Condition

The County did not have a proper system of internal control in place to prevent, or detect and correct, errors on the Schedule of Expenditures of Federal Awards (SEFA). The federal award information within the County's Annual Report on the Indiana Gateway for Government Units financial reporting system, which was used to generate the County's SEFA, was entered by the County Auditor without a control process in place to ensure its accuracy before submission.

HARRISON COUNTY
SCHEDULE OF FINDINGS AND QUESTIONED COSTS
(Continued)

Context

The lack of controls over the preparation of the SEFA was a systemic issue during the audit period.

Criteria

The Indiana State Board of Accounts (SBOA) is required under Indiana Code 5-11-1-27(e) to define the acceptable minimum level of internal control standards. To provide clarifying guidance, the State Examiner compiled the standards contained in the manual, *Uniform Internal Control Standards for Indiana Political Subdivisions*. All political subdivisions subject to audit by SBOA are expected to adhere to these standards. The standards include adequate control activities. According to this manual:

"Control activities are the actions and tools established through policies and procedures that help to detect, prevent, or reduce the identified risks that interfere with the achievement of objectives. Detection activities are designed to identify unfavorable events in a timely manner whereas prevention activities are designed to deter the occurrence of an unfavorable event. Examples of these activities include reconciliations, authorizations, approval processes, performance reviews, and verification processes.

An integral part of the control activity component is segregation of duties. . . .

There is an expectation of segregation of duties. If compensating controls are necessary, documentation should exist to identify both the areas where segregation of duties are not feasible or practical and the compensating controls implemented to mitigate the risk. . . ."

2 CFR 200.508 states in part: "The auditee must: . . . (b) Prepare appropriate financial statements, including the schedule of expenditures of Federal awards in accordance with § 200.510 financial statements. . . ."

2 CFR 200.510(b) states:

"*Schedule of expenditures of Federal awards*. The auditee must also prepare a schedule of expenditures of Federal awards for the period covered by the auditee's financial statements which must include the total Federal awards expended as determined in accordance with § 200.502 Basis for determining Federal awards expended. While not required, the auditee may choose to provide information requested by Federal awarding agencies and pass-through entities to make the schedule easier to use. For example, when a Federal program has multiple Federal award years, the auditee may list the amount of Federal awards expended for each Federal award year separately. At a minimum, the schedule must:

- (1) List individual Federal programs by Federal agency. For a cluster of programs, provide the cluster name, list individual Federal programs within the cluster of programs, and provide the applicable Federal agency name. For R&D, total Federal awards expended must be shown either by individual Federal award or by Federal agency and major subdivision within the Federal agency. For example, the National Institutes of Health is a major subdivision in the Department of Health and Human Services.
- (2) For Federal awards received as a subrecipient, the name of the pass-through entity and identifying number assigned by the pass-through entity must be included.

HARRISON COUNTY
SCHEDULE OF FINDINGS AND QUESTIONED COSTS
(Continued)

- (3) Provide total Federal awards expended for each individual Federal program and the CFDA number or other identifying number when the CFDA information is not available. For a cluster of programs also provide the total for the cluster.
- (4) Include the total amount provided to subrecipients from each Federal program.
- (5) For loan or loan guarantee programs described in § 200.502 Basis for determining Federal awards expended, paragraph (b), identify in the notes to the schedule the balances outstanding at the end of the audit period. This is in addition to including the total Federal awards expended for loan or loan guarantee programs in the schedule.
- (6) Include notes that describe that significant accounting policies used in preparing the schedule, and note whether or not the auditee elected to use the 10% de minimis cost rate as covered in § 200.414 Indirect (F&A) costs."

Cause

Management had not established a system of internal control that would have ensured proper reporting of the SEFA.

Effect

Without a proper system of internal control in place that operated effectively, misstatements of the SEFA could have remained undetected.

Recommendation

We recommended that the County's management establish controls related to the preparation of the SEFA.

Views of Responsible Officials

For the views of responsible officials, refer to the Corrective Action Plan that is part of this report.

FINDING 2017-002

Subject: Internal Controls over Financial Transactions and Reporting
Audit Finding: Material Weakness

Condition

There was a lack of segregation of duties within the internal control system of the Clerk of the Circuit Court (Clerk) related to financial transactions and reporting. The Clerk had not separated incompatible activities related to disbursements.

Individuals with responsibility for disbursing funds had complete control over the disbursements function. The checks were signed through the computer as they were generated. The same individuals then mailed the checks. There was no indication of a review, oversight, or approval process.

HARRISON COUNTY
SCHEDULE OF FINDINGS AND QUESTIONED COSTS
(Continued)

Context

The lack of internal controls was a systemic issue throughout the audit period.

Criteria

The Indiana State Board of Accounts (SBOA) is required under Indiana Code 5-11-1-27(e) to define the acceptable minimum level of internal control standards. To provide clarifying guidance, the State Examiner compiled the standards contained in the manual, *Uniform Internal Control Standards for Indiana Political Subdivisions*. All political subdivisions subject to audit by SBOA are expected to adhere to these standards. The standards include adequate control activities. According to this manual:

"Control activities are the actions and tools established through policies and procedures that help to detect, prevent, or reduce the identified risks that interfere with the achievement of objectives. Detection activities are designed to identify unfavorable events in a timely manner whereas prevention activities are designed to deter the occurrence of an unfavorable event. Examples of these activities include reconciliations, authorizations, approval processes, performance reviews, and verification processes.

An integral part of the control activity component is segregation of duties. . . .

There is an expectation of segregation of duties. If compensating controls are necessary, documentation should exist to identify both the areas where segregation of duties are not feasible or practical and the compensating controls implemented to mitigate the risk. . . ."

Cause

Management of the County had not established a proper system of internal control over the Clerk's disbursements.

Effect

The failure to establish controls could have enabled misstatements or irregularities to remain undetected.

Recommendation

We recommended that the County's management establish a system of internal controls related to financial transactions and reporting of the Clerk's disbursements.

Views of Responsible Officials

For the views of responsible officials, refer to the Corrective Action Plan that is part of this report.

Section III - Federal Award Findings and Questioned Costs

No matters are reportable.

(This page intentionally left blank.)

AUDITEE-PREPARED DOCUMENTS

The subsequent documents were provided by management of the County. The documents are presented as intended by the County.

HARRISON COUNTY AUDITOR

245 ATWOOD STREET • STE. 211

CORYDON, INDIANA 47112

(812) 738-8241

Summary Schedule of Prior Audit Findings

Finding 2016-001

Fiscal Year in which the finding initially occurred: 2014

Contact Person: Chad Shireman

Contact Phone Number: 812-738-8241

Status of Audit Finding:

The audit finding is currently in the process of being addressed. Due to a change in elected official, some of the old practices of reporting the Schedule of Expenditures of Federal Award were continued. Errors on the SEFA were primarily a result of incorrect reporting and not absence of internal controls/formal review process. With that being said, I am currently interviewing for another employee to be a part of the financial team in the office. After someone is hired and trained, Brenda Arnold will be relieved of some of her A/P duties in order to provide necessary oversight for all financial reporting, including but not limited to the SEFA and other financial reporting.

Anticipated Completion Date: The current three-year audit will be wrapping up by the end of the calendar year (2018). At that time, I will review all corrections made to the SEFA for the years that were audited. With a better understanding of what is expected with federal awards reporting, this plan will be implemented during the next annual report submission with a due date of March 1, 2019.

Chad Shireman

(Signature)

Harrison County Auditor

(Title)

12-11-2018

(Date)

CHAD SHIREMAN, AUDITOR

HARRISON COUNTY AUDITOR

245 ATWOOD STREET • STE. 211
CORYDON, INDIANA 47112
(812) 738-8241

CORRECTIVE ACTION PLAN

FINDING 2017-001

Contact Person Responsible for Corrective Action: Chad Shireman
Contact Phone Number: 812-738-8241

Views of Responsible Official: We concur with the finding. More concentration was given to the deadline of a timely submission of the Schedule of Expenditures of Federal Awards than the internal controls needed to ensure accuracy. There was also a misunderstanding of how the information should be entered for reporting, which led to an ongoing trend of the same errors with SEFA submissions. Due to this misunderstanding, it would have been unlikely that any secondary oversight would have caught and corrected this error prior to submission.

Description of Corrective Action Plan: It is now understood how the federal award information should be reported. The auditor will continue to prepare the Schedule of Expenditures of Federal Awards in the future. Accounts receivable personnel that have the duty of documenting all federal awards will verify that the information entered matches the monies received and disbursed by the County. An additional employee will be hired in accounts payable, allowing the seniors accounts payable employee to provide additional oversight for the reporting of federal awards and all other financial transactions. Once any needed corrections have been made, the auditor will submit the County's annual report on the Indiana Gateway financial reporting system.

Anticipated Completion Date: The current three-year audit will be wrapping up by the end of the calendar year (2018). At that time, I will review all corrections made to the SEFA for the years that were audited. With a better understanding of what is expected with federal awards reporting, this corrective action plan will be implemented during the next annual report submission with a due date of March 1, 2019.

Chad Shireman

(Signature)

Harrison County Auditor

(Title)

12-10-2018

(Date)

CHAD SHIREMAN, AUDITOR



Sherry L. Brown

Clerk of the Harrison Circuit and Superior Courts

sherrybrown@harrisoncounty.in.gov

Harrison Circuit Court
Harrison County Courthouse
300 North Capitol Ave,
Corydon, Indiana 47112
(812) 738-4289 FAX (812) 738-3126

Harrison Superior Court
Harrison County Justice Center
1445 Gardner Ln. NW
Corydon, Indiana 47112
(812) 738-8149 FAX (812) 738-2459

CORRECTIVE ACTION PLAN

FINDING 2017-002

Contact Person Responsible for Corrective Action: Sherry Brown
Contact Phone Number: 812-738-4289

Views of Responsible Official: I concur with the finding.

Description of Corrective Action Plan: Upon the completion of the 1st Deputy or Bookkeeper printing checks, the Clerk or 2nd Deputy will compare the checks to the corresponding report and the check registry prior to the Clerk or that 2nd Deputy making distribution.

Anticipated Completion Date: 12/18/18



Circuit Court Clerk

12/18/18

OTHER REPORTS

In addition to this report, other reports may have been issued for the County. All reports can be found on the Indiana State Board of Accounts' website: <http://www.in.gov/sboa/>.