

STATE BOARD OF ACCOUNTS
302 West Washington Street
Room E418
INDIANAPOLIS, INDIANA 46204-2769

FINANCIAL STATEMENT AND
FEDERAL SINGLE AUDIT REPORT
OF

GREATER CLARK COUNTY SCHOOLS
CLARK COUNTY, INDIANA

July 1, 2015 to June 30, 2017



FILED
02/20/2019

TABLE OF CONTENTS

<u>Description</u>	<u>Page</u>
Schedule of Officials	2
Independent Auditor's Report	3-5
Independent Auditor's Report on Internal Control over Financial Reporting and on Compliance and Other Matters Based on an Audit of the Financial Statement Performed in Accordance with <i>Government Auditing Standards</i>	6-7
Financial Statement and Accompanying Notes:	
Statement of Receipts, Disbursements, Other Financing Sources (Uses), and Cash and Investment Balances - Regulatory Basis.....	10-11
Notes to Financial Statement	12-17
Other Information - Unaudited:	
Combining Schedules of Receipts, Disbursements, Other Financing Sources (Uses), and Cash and Investment Balances - Regulatory Basis.....	20-37
Schedule of Leases and Debt	38
Schedule of Capital Assets.....	39
Supplemental Audit of Federal Awards:	
Independent Auditor's Report on Compliance for Each Major Federal Program and on Internal Control over Compliance	42-44
Schedule of Expenditures of Federal Awards and Accompanying Notes:	
Schedule of Expenditures of Federal Awards.....	46-47
Notes to Schedule of Expenditures of Federal Awards	48
Schedule of Findings and Questioned Costs	49-61
Auditee-Prepared Documents:	
Summary Schedule of Prior Audit Findings.....	64-66
Corrective Action Plan	67-72
Other Reports.....	73

SCHEDULE OF OFFICIALS

<u>Office</u>	<u>Official</u>	<u>Term</u>
Chief Financial Officer/Treasurer	Dr. Thomas Dykiel	07-01-15 to 06-30-19
Superintendent of Schools	Dr. Andrew T. Melin	07-01-15 to 06-30-19
President of the School Board	Mark Pavey Christina Gilkey Teresa Bottorff-Perkins	07-01-15 to 12-31-16 01-01-17 to 12-31-17 01-01-18 to 12-31-18



STATE OF INDIANA
AN EQUAL OPPORTUNITY EMPLOYER

STATE BOARD OF ACCOUNTS
302 WEST WASHINGTON STREET
ROOM E418
INDIANAPOLIS, INDIANA 46204-2769

Telephone: (317) 232-2513
Fax: (317) 232-4711
Web Site: www.in.gov/sboa

INDEPENDENT AUDITOR'S REPORT

TO: THE OFFICIALS OF THE GREATER CLARK COUNTY SCHOOLS, CLARK COUNTY, INDIANA

Report on the Financial Statement

We have audited the accompanying financial statement of the Greater Clark County Schools (School Corporation), which comprises the financial position and results of operations for the period of July 1, 2015 to June 30, 2017, and the related notes to the financial statement as listed in the Table of Contents.

Management's Responsibility for the Financial Statement

Management is responsible for the preparation and fair presentation of this financial statement in accordance with the financial reporting provisions of the Indiana State Board of Accounts as allowed by state statute (IC 5-11-1-6). Management is responsible for and has determined that the regulatory basis of accounting, as established by the Indiana State Board of Accounts, is an acceptable basis of presentation. Management is also responsible for the design, implementation, and maintenance of internal control relevant to the preparation and fair presentation of a financial statement that is free from material misstatement, whether due to fraud or error.

Auditor's Responsibility

Our responsibility is to express an opinion on this financial statement based on our audit. We conducted our audit in accordance with auditing standards generally accepted in the United States of America and the standards applicable to financial audits contained in *Government Auditing Standards*, issued by the Comptroller General of the United States. Those standards require that we plan and perform the audit to obtain reasonable assurance about whether the financial statement is free from material misstatement.

An audit involves performing procedures to obtain audit evidence about the amounts and disclosures in the financial statement. The procedures selected depend on the auditor's judgment, including the assessment of the risks of material misstatement of the financial statement, whether due to fraud or error. In making those risk assessments, the auditor considers internal control relevant to the School Corporation's preparation and fair presentation of the financial statement in order to design audit procedures that are appropriate in the circumstances, but not for the purpose of expressing an opinion on the effectiveness of the School Corporation's internal control. Accordingly, we express no such opinion. An audit also includes evaluating the appropriateness of accounting policies used and the reasonableness of significant accounting estimates made by management, as well as evaluating the overall presentation of the financial statement.

We believe that the audit evidence we have obtained is sufficient and appropriate to provide a basis for our audit opinion.

INDEPENDENT AUDITOR'S REPORT
(Continued)

Basis for Adverse Opinion on U.S. Generally Accepted Accounting Principles

As discussed in Note 1 to the financial statement, the School Corporation prepares its financial statement on the prescribed basis of accounting that demonstrates compliance with the reporting requirements established by the Indiana State Board of Accounts as allowed by state statute (IC 5-11-1-6), which is a basis of accounting other than accounting principles generally accepted in the United States of America.

The effects on the financial statement of the variances between the regulatory basis of accounting described in Note 1 and accounting principles generally accepted in the United States of America, although not reasonably determinable, are presumed to be material.

Adverse Opinion on U.S. Generally Accepted Accounting Principles

In our opinion, because of the significance of the matter discussed in the *Basis for Adverse Opinion on U.S. Generally Accepted Accounting Principles* paragraph, the financial statement referred to above does not present fairly, in accordance with accounting principles generally accepted in the United States of America, the financial position and results of operations of the School Corporation for the period of July 1, 2015 to June 30, 2017.

Opinion on Regulatory Basis of Accounting

In our opinion, the financial statement referred to above presents fairly, in all material respects, the financial position and results of operations of the School Corporation for the period of July 1, 2015 to June 30, 2017, in accordance with the financial reporting provisions of the Indiana State Board of Accounts described in Note 1.

Other Matters

Supplementary Information

Our audit was conducted for the purpose of forming an opinion on the School Corporation's financial statement. The accompanying Schedule of Expenditures of Federal Awards is presented for purposes of additional analysis as required by Title 2 U.S. *Code of Federal Regulations* Part 200, *Uniform Administrative Requirements, Cost Principles, and Audit Requirements for Federal Awards*, and is not a required part of the financial statement. Such information is the responsibility of management and was derived from and relates directly to the underlying accounting and other records used to prepare the financial statement. The information has been subjected to the auditing procedures applied in the audit of the financial statement and certain additional procedures, including comparing and reconciling such information directly to the underlying accounting and other records used to prepare the financial statement or to the financial statement itself, and other additional procedures in accordance with auditing standards generally accepted in the United States of America. In our opinion, the Schedule of Expenditures of Federal Awards is fairly stated, in all material respects, in relation to the financial statement taken as a whole.

Other Information

Our audit was conducted for the purpose of forming an opinion on the School Corporation's financial statement. The Combining Schedules of Receipts, Disbursements, Other Financing Sources (Uses), and Cash and Investment Balances - Regulatory Basis, Schedule of Leases and Debt, and Schedule of Capital Assets, as listed in the Table of Contents, are presented for additional analysis and are not required parts of the financial statement. They have not been subjected to the auditing procedures applied by us in the audit of the financial statement and, accordingly, we express no opinion on them.

INDEPENDENT AUDITOR'S REPORT
(Continued)

Other Reporting Required by *Government Auditing Standards*

In accordance with *Government Auditing Standards*, we have also issued a report dated December 19, 2018, on our consideration of the School Corporation's internal control over financial reporting and our tests of its compliance with certain provisions of laws, regulations, contracts, grant agreements, and other matters. The purpose of that report is solely to describe the scope of our testing of internal control over financial reporting and compliance and the results of that testing and not to provide an opinion on the effectiveness of the School Corporation's internal control over financial reporting or on compliance. That report is an integral part of an audit performed in accordance with *Government Auditing Standards* in considering the School Corporation's internal control over financial reporting and compliance.


Paul D. Joyce, CPA
State Examiner

December 19, 2018



STATE OF INDIANA
AN EQUAL OPPORTUNITY EMPLOYER

STATE BOARD OF ACCOUNTS
302 WEST WASHINGTON STREET
ROOM E418
INDIANAPOLIS, INDIANA 46204-2769

Telephone: (317) 232-2513
Fax: (317) 232-4711
Web Site: www.in.gov/sboa

INDEPENDENT AUDITOR'S REPORT ON INTERNAL CONTROL OVER FINANCIAL REPORTING
AND ON COMPLIANCE AND OTHER MATTERS BASED ON AN AUDIT OF THE FINANCIAL
STATEMENT PERFORMED IN ACCORDANCE WITH *GOVERNMENT AUDITING STANDARDS*

TO: THE OFFICIALS OF THE GREATER CLARK COUNTY SCHOOLS, CLARK COUNTY, INDIANA

We have audited, in accordance with auditing standards generally accepted in the United States of America and the standards applicable to financial audits contained in *Government Auditing Standards*, issued by the Comptroller General of the United States, the financial statement of the Greater Clark County Schools (School Corporation), which comprises the financial position and results of operations for the period of July 1, 2015 to June 30, 2017, and the related notes to the financial statement, and have issued our report thereon dated December 19, 2018, wherein we noted the School Corporation followed accounting practices the Indiana State Board of Accounts prescribes rather than accounting principles generally accepted in the United States of America.

Internal Control over Financial Reporting

In planning and performing our audit of the financial statement, we considered the School Corporation's internal control over financial reporting (internal control) to determine the audit procedures that are appropriate in the circumstances for the purpose of expressing our opinion on the financial statement, but not for the purpose of expressing an opinion on the effectiveness of the School Corporation's internal control. Accordingly, we do not express an opinion on the effectiveness of the School Corporation's internal control.

A deficiency in internal control exists when the design or operation of a control does not allow management or employees, in the normal course of performing their assigned functions, to prevent, or detect and correct, misstatements on a timely basis. A material weakness is a deficiency, or combination of deficiencies, in internal control, such that there is a reasonable possibility that a material misstatement of the School Corporation's financial statement will not be prevented, or detected and corrected, on a timely basis. A significant deficiency is a deficiency, or combination of deficiencies, in internal control that is less severe than a material weakness, yet important enough to merit attention by those charged with governance.

Our consideration of internal control was for the limited purpose described in the first paragraph of this section and was not designed to identify all deficiencies in internal control that might be material weaknesses or significant deficiencies. Given these limitations, during our audit we did not identify any deficiencies in internal control that we consider to be material weaknesses. However, material weaknesses may exist that have not been identified.


INDEPENDENT AUDITOR'S REPORT ON INTERNAL CONTROL OVER FINANCIAL REPORTING
AND ON COMPLIANCE AND OTHER MATTERS BASED ON AN AUDIT OF THE FINANCIAL
STATEMENT PERFORMED IN ACCORDANCE WITH *GOVERNMENT AUDITING STANDARDS*
(Continued)

Compliance and Other Matters

As part of obtaining reasonable assurance about whether the School Corporation's financial statement is free of material misstatement, we performed tests of its compliance with certain provisions of laws, regulations, contracts, and grant agreements, noncompliance with which could have a direct and material effect on the determination of financial statement amounts. However, providing an opinion on compliance with those provisions was not an objective of our audit and, accordingly, we do not express such an opinion. The results of our tests disclosed no instances of noncompliance or other matters that are required to be reported under *Government Auditing Standards*.

Purpose of This Report

The purpose of this report is solely to describe the scope of our testing of internal control and compliance and the results of that testing, and not to provide an opinion on the effectiveness of the School Corporation's internal control or on compliance. This report is an integral part of an audit performed in accordance with *Government Auditing Standards* in considering the School Corporation's internal control and compliance. Accordingly, this communication is not suitable for any other purpose.


Paul D. Joyce, CPA
State Examiner

December 19, 2018

(This page intentionally left blank.)

FINANCIAL STATEMENT AND ACCOMPANYING NOTES

The financial statement and accompanying notes were approved by management of the School Corporation. The financial statement and notes are presented as intended by the School Corporation.

GREATER CLARK COUNTY SCHOOLS
STATEMENT OF RECEIPTS, DISBURSEMENTS,
OTHER FINANCING SOURCES (USES), AND CASH AND
INVESTMENT BALANCES - REGULATORY BASIS
For the Years Ended June 30, 2016 and 2017

Fund	Cash and Investments 07-01-15		Other Financing Sources (Uses)		Cash and Investments 06-30-16		Other Financing Sources (Uses)		Cash and Investments 06-30-17	
	Receipts	Disbursements	Receipts	Disbursements	Receipts	Disbursements	Receipts	Disbursements	Receipts	Disbursements
General	\$ 1,764,848	\$ 71,075,102	\$ 70,475,106	\$ 148,298	\$ 2,513,142	\$ 71,839,449	\$ 72,410,764	\$ 78,856	\$ 2,020,683	\$ 2,020,683
Debt Service	5,642,428	9,511,798	11,345,895	(71,903)	3,736,428	11,946,379	10,045,889	(60,746)	5,576,172	5,576,172
Retirement/Severance Bond Debt Service	781,180	1,258,683	1,501,920	-	537,943	1,158,726	1,266,003	-	430,666	430,666
Capital Projects	3,754,243	9,878,654	9,605,402	-	4,027,495	7,071,190	8,798,764	(508,042)	1,791,879	1,791,879
School Transportation	2,333,212	7,290,867	6,759,626	8,507	2,872,960	7,484,056	6,944,361	(376,178)	3,036,477	3,036,477
School Bus Replacement	433,269	1,427,728	1,634,277	-	226,720	1,888,431	1,450,494	-	664,657	664,657
Rainy Day	3,085,429	691,771	-	539,920	4,317,120	505,470	752,064	908,042	4,978,568	4,978,568
Post-Retirement/Severance Future Benefits	-	17,276	17,276	-	-	28,184	28,184	-	-	-
Construction	(64,173)	63,931	23,449	-	(23,691)	248,388	224,697	-	-	-
Construction/Retainage Fund	-	93,575	32,379	-	61,196	161,085	46,545	-	175,736	175,736
School Lunch	(192,798)	5,846,789	5,800,285	-	(146,294)	5,331,488	5,376,209	-	(191,015)	(191,015)
Prepaid Meals	(25,009)	1,358,933	1,335,678	-	(1,754)	1,169,144	1,225,473	-	(58,083)	(58,083)
Textbook Rental	700,773	820,671	1,156,923	71,903	436,424	814,651	1,001,807	60,746	310,014	310,014
Repair and Replacement	17,713	76,628	79,538	-	14,803	252,860	590,510	-	(322,847)	(322,847)
Self-Insurance	3,186,351	10,861,308	11,251,762	-	2,795,897	10,677,852	12,429,494	-	1,044,255	1,044,255
Levy Excess	926	19,951	-	-	20,877	-	-	(20,877)	-	-
Joint Services and Supply - Special Education Cooperative	556,711	2,297,925	2,264,675	-	589,961	2,655,874	2,690,824	-	555,011	555,011
Transport JNT SVC - Deaf/Blind	13,084	60,970	56,800	-	17,254	61,988	60,456	-	18,786	18,786
WHAS Crusade Grant - GCCS	-	-	11,000	-	(11,000)	23,000	12,000	-	-	-
WHAS Crusade Grant - SP ED CO-OP	-	-	21,950	-	(21,950)	28,915	16,574	-	(9,609)	(9,609)
CPR Training Programs	1,522	4,185	3,960	-	1,747	4,340	6,073	-	14	14
Educational License Plates	-	750	750	-	-	1,369	1,275	-	94	94
Alternative Education	23,277	34,553	30,182	-	27,648	96,772	60,919	-	63,501	63,501
Early Intervention Grant	-	-	32,050	-	(32,050)	157,500	77,625	-	47,825	47,825
Donations, Gifts and Trusts	5,885	7,094	5,432	-	7,547	21,073	22,194	-	6,426	6,426
After School Enrichment Program	2,283	3,312	2,910	-	2,685	3,600	3,491	-	2,794	2,794
Donations/ TEA Externship	2,500	19,500	14,626	-	7,374	17,250	19,125	-	5,499	5,499
Freudenberg Medical E2-EDUC	-	-	-	-	-	147,235	8,993	-	138,242	138,242
Instr Supp/NW Pool-N Clark FDN	5,000	-	2,500	-	2,500	-	350	-	2,150	2,150
Instr Supp/CHS-IBM Stock Donations	107,210	-	107,210	-	-	25,000	-	-	25,000	25,000
Instr Supp/Duke-GR Remed Read	10,520	15,647	7,905	-	18,262	-	14,332	-	3,930	3,930
Instr Supp/Comm Fdn Grant	-	1,875	-	-	1,875	-	1,875	-	-	-
Instr Supp/TIF (Tax Incrm Fin)	-	160,000	160,000	-	-	160,000	160,000	-	-	-
Lilly Grt/Counseling Planning	-	-	-	-	-	50,000	24,576	-	25,424	25,424
Spec Education/Instruc Supp Fd	-	1,070	609	-	461	3,060	2,121	-	1,400	1,400
Ford NGL Donations-Freshman AC	-	-	12,990	-	(12,990)	92,000	70,327	-	8,683	8,683
Comm Fdn/Education Block Grant	-	-	-	-	-	10,000	5,000	-	5,000	5,000
Gifts and Donations	141,135	262,924	77,278	-	326,781	151,823	105,847	-	372,757	372,757
Adult and Continuing Education	(6,355)	36,250	35,509	-	(5,614)	5,250	(364)	-	-	-
Extra-Curricular Activities	(2,226)	20,083	21,726	-	(3,869)	22,730	19,245	-	(384)	(384)
Extra-Curricular Activities/First Bk Card Clearing	(3)	3,168	3,327	-	(162)	980	1,042	-	(224)	(224)
Corporation Driver - Bus Trip Cost	(11,144)	50,906	42,754	-	(2,992)	37,414	36,309	-	(1,887)	(1,887)
Extra Curricular/Scholarships Fund	-	-	-	-	-	2,950	500	-	2,450	2,450
Ex Curr/Food Scv Truck Events	-	-	-	-	-	918	918	-	-	-
Miscellaneous Programs	-	4,281	-	(4,281)	-	-	-	-	-	-
Misc/Dg Fdn Grt	-	-	-	-	-	2,000	2,000	-	-	-
Marketing Fund/Misc Programs	9,168	24,926	24,673	-	9,421	16,000	14,532	-	10,889	10,889
Technology Dept/Misc Rev Fund	11,975	5,275	14,262	12	3,000	5,960	7,125	-	1,835	1,835

GREATER CLARK COUNTY SCHOOLS
STATEMENT OF RECEIPTS, DISBURSEMENTS,
OTHER FINANCING SOURCES (USES), AND CASH AND
INVESTMENT BALANCES - REGULATORY BASIS
For the Years Ended June 30, 2016 and 2017

Fund	Cash and Investments 07-01-15	Receipts	Disbursements	Other Financing Sources (Uses)	Cash and Investments 06-30-16	Receipts	Disbursements	Other Financing Sources (Uses)	Cash and Investments 06-30-17
Misc/Action for Healthy Kids Grant	-	11,400	11,400	-	-	1,000	1,000	-	-
Miscellaneous/Enrichment Classes	2,205	-	-	-	2,205	-	-	(2,205)	-
YMCA - 2013/14 TEA Special Assignment	(1,951)	6,250	4,299	-	-	-	-	-	-
Nat'l Center for Families/Learn ELL	1,570	-	213	-	1,357	-	285	-	1,072
GCCS Buildings Spirit Funds	7,156	14,742	15,637	-	6,261	12,315	10,320	-	8,256
Instructional Supplemental Replace Library Books	9,698	2,651	2,438	-	9,911	3,585	2,902	-	10,594
Formative Assessment	-	119,427	119,427	-	-	133,780	133,780	-	-
Instruc Sup/EEEMG Preschool Grt	-	211,200	193,417	-	17,783	217,440	235,223	-	-
Instruc/EEEMG Evaluation Award	-	4,613	4,613	-	-	3,812	2,610	-	1,202
State Gifted and Talented Grant	21,551	66,984	80,754	-	7,781	65,485	60,114	-	13,152
Computer Consortium/Ed Tech Advance	-	1,331,310	1,331,310	-	-	1,614,601	1,614,601	-	-
Medicaid Reimbursement	24,128	102,903	-	(105,659)	21,372	93,182	-	(60,172)	54,382
Secured Schools Safety Grant	12,938	37,063	73,537	-	(23,536)	70,418	41,061	-	5,821
Extra-Curricular Activities II	883	526	1,409	-	-	918	558	-	360
Non-English Speaking Programs	25,754	127,202	91,657	-	61,299	131,529	166,882	-	25,946
School Technology	114,776	271,130	291,062	-	94,844	215,836	465,374	-	(154,694)
Career and Technical Performance Grant	-	-	-	-	-	56,713	43,799	-	12,914
Performance Based Awards	-	237,618	237,618	-	-	240,311	240,311	-	-
21st Century Scholars	-	1,000	999	-	1	-	1	-	-
21st Century Scholars FY17	-	-	-	-	-	466	466	-	-
Skill Up Grant	-	-	-	-	-	15,791	-	-	15,791
Charter School Innovation	(19,061)	27,447	8,386	-	-	-	-	-	-
Senator David Ford Technology	-	-	-	-	-	40,833	40,833	-	-
ITPC:YTS Survey Proceeds	530	-	-	-	530	500	1,030	-	-
Miscellaneous/YRBS Youth Risk Behavior Survey	400	-	165	-	235	-	235	-	-
Delinquent Children	(4,573)	112,227	111,360	-	(3,706)	127,652	127,683	-	(3,737)
P.L. 103-382 ECIA Title I	(209,553)	2,454,301	2,606,686	-	(361,938)	1,882,842	2,139,113	-	(618,209)
Title I - School Improvement FD FY16	-	133,900	175,477	-	(41,577)	497,351	499,234	-	(43,460)
Title I - School Improvement FD FY17	-	-	-	-	-	60,566	65,630	-	(5,064)
IDEA	(145,323)	3,570,352	3,536,131	-	(111,102)	3,130,830	3,115,862	-	(96,134)
PL105-17 IDEA Part B - TA Grant	(12,329)	40,961	28,632	-	-	-	-	-	-
Preschool Handicap	(4,852)	175,812	175,822	-	(4,862)	150,203	149,414	-	(4,073)
Team Nutrition Training Grants	1,040	500	1,540	-	-	-	-	-	-
Other/School Wellness Grant	(175)	1,458	1,283	-	-	1,473	1,473	-	-
Medicaid Reimbursement - Federal	424,959	360,350	474,961	(14,804)	295,544	306,481	425,841	(6,524)	169,660
Environmental Benefits Grant	-	2,197	2,197	-	-	-	-	-	-
Other Federal Programs	-	-	-	-	-	95,533	104,153	-	(8,620)
Improving Teacher Quality, No Child Left, Title II, Part A	(50,076)	606,399	610,819	-	(54,496)	357,694	359,461	-	(56,263)
E-Learning Regional Conference	(221)	9,802	10,424	-	(843)	12,291	11,575	-	(127)
Title III - English Proficiency Migrant	(3,103)	108,243	109,404	-	(4,264)	82,274	87,142	-	(9,132)
IAC/REG INIT GRT/ARTS PRJ SUPP	-	-	-	-	-	3,694	4,925	-	(1,231)
Payroll	1,475,313	82,241,715	82,646,361	-	1,070,667	80,938,995	80,566,127	-	1,443,535
Totals	\$ 23,960,618	\$ 215,700,042	\$ 216,934,032	\$ 571,993	\$ 23,298,621	\$ 214,948,748	\$ 216,755,560	\$ 12,900	\$ 21,504,709

The notes to the financial statement are an integral part of this statement.

GREATER CLARK COUNTY SCHOOLS
NOTES TO FINANCIAL STATEMENT

Note 1. Summary of Significant Accounting Policies

A. Reporting Entity

School Corporation, as used herein, shall include, but is not limited to, the following: school townships, school towns, school cities, consolidated school corporations, joint schools, metropolitan school districts, township school districts, county schools, united schools, school districts, cooperatives, educational service centers, community schools, community school corporations, and charter schools.

The School Corporation was established under the laws of the State of Indiana. The School Corporation operates under a Board of School Trustees form of government and provides educational services.

The accompanying financial statement presents the financial information for the School Corporation.

B. Basis of Accounting

The financial statement is reported on a regulatory basis of accounting prescribed by the Indiana State Board of Accounts in accordance with state statute (IC 5-11-1-6), which is a comprehensive basis of accounting other than accounting principles generally accepted in the United States of America. The basis of accounting involves the reporting of only cash and investments and the changes therein resulting from cash inflows (receipts) and cash outflows (disbursements) reported in the period in which they occurred.

The regulatory basis of accounting differs from accounting principles generally accepted in the United States of America, in that receipts are recognized when received in cash, rather than when earned, and disbursements are recognized when paid, rather than when a liability is incurred.

C. Cash and Investments

Investments are stated at cost. Any changes in fair value of the investments are reported as receipts in the year of the sale of the investment.

D. Receipts

Receipts are presented in the aggregate on the face of the financial statement. The aggregate receipts include the following sources:

Local sources. Amounts received from taxes, revenue from local governmental units other than school corporations, transfer tuition, transportation fees, investment income, food services, School Corporation activities, revenue from community service activities, and other revenue from local sources.

Intermediate sources. Amounts received as distributions from the County for fees collected for or on behalf of the School Corporation including, but not limited to, the following: educational license plate fees, congressional interest, riverboat distributions, and other similar fees.

GREATER CLARK COUNTY SCHOOLS
NOTES TO FINANCIAL STATEMENT
(Continued)

State sources. Amounts received as distributions from the State of Indiana that are to be used by the School Corporation for various purposes, including, but not limited to, the following: unrestricted grants, restricted grants, revenue in lieu of taxes, and revenue for or on behalf of the School Corporation.

Federal sources. Amounts received as distributions from the federal government that are to be used by the School Corporation for various purposes, including, but not limited to, the following: unrestricted grants, restricted grants, revenue in lieu of taxes, and revenue for or on behalf of the School Corporation.

Temporary loans. Amounts received from a loan obtained to pay current expenses prior to the receipt of revenue from taxes levied for that purpose. These loans, sometimes designated tax anticipation warrants, must be repaid from the next semiannual distribution of local property taxes levied for such fund.

Interfund loans. Amounts temporarily transferred from one fund to a depleted fund for use in paying current operating expenses. Such advancement shall not be made for a period extending beyond the budget year.

Other receipts. Amounts received from various sources, including, but not limited to, the following: return of petty cash, return of cash change, insurance claims for losses, sale of securities, and other receipts not listed in another category above.

E. Disbursements

Disbursements are presented in the aggregate on the face of the financial statement. The aggregate disbursements include the following uses:

Instruction. Amounts disbursed for regular programs, special programs, adult and continuing education programs, summer school programs, enrichment programs, remediation, and payments to other governmental units.

Support services. Amounts disbursed for support services related to students, instruction, general administration, school administration, outflows for central services, operation and maintenance of plant services, and student transportation.

Noninstructional services. Amounts disbursed for food service operations and community service operations.

Facilities acquisition and construction. Amounts disbursed for the acquisition, development, construction, and improvement of new and existing facilities.

Debt service. Amounts disbursed for fixed obligations resulting from financial transactions previously entered into by the School Corporation, including: all expenditures for the reduction of the principal and interest of the School Corporation's general obligation indebtedness.

Nonprogrammed charges. Amounts disbursed for donations to foundations, securities purchased, indirect costs, scholarships, and self-insurance payments.

GREATER CLARK COUNTY SCHOOLS
NOTES TO FINANCIAL STATEMENT
(Continued)

Interfund loans. Amounts temporarily transferred from one fund to a depleted fund for use in paying current operating expenses. Such advancement shall not be made for a period extending beyond the budget year.

F. Other Financing Sources and Uses

Other financing sources and uses are presented in the aggregate on the face of the financial statement. The aggregate other financing sources and uses include the following:

Sale of capital assets. Amounts received when land, buildings, or equipment owned by the School Corporation are sold.

Transfers in. Amounts received by one fund as a result of transferring money from another fund. The transfers are used for cash flow purposes as provided by various statutory provisions.

Transfers out. Amounts paid by one fund to another fund. The transfers are used for cash flow purposes as provided by various statutory provisions.

G. Fund Accounting

Separate funds are established, maintained, and reported by the School Corporation. Each fund is used to account for amounts received from and used for specific sources and uses as determined by various regulations. Restrictions on some funds are set by statute while other funds are internally restricted by the School Corporation. The amounts accounted for in a specific fund may only be available for use for certain, legally-restricted purposes. Additionally, some funds are used to account for assets held by the School Corporation in a trustee capacity as an agent of individuals, private organizations, other funds, or other governmental units and, therefore, the funds cannot be used for any expenditures of the unit itself.

Note 2. Budgets

The operating budget is initially prepared and approved at the local level. The fiscal officer of the School Corporation submits a proposed operating budget to the governing board for the following calendar year. The budget is advertised as required by law. Prior to adopting the budget, the governing board conducts public hearings and obtains taxpayer comments. Prior to November 1, the governing board approves the budget for the next year. The budget for funds for which property taxes are levied or highway use taxes are received is subject to final approval by the Indiana Department of Local Government Finance.

Note 3. Property Taxes

Property taxes levied are collected by the County Treasurer and are scheduled to be distributed to the School Corporation in June and December; however, situations can arise which would delay the distributions. State statute (IC 6-1.1-17-16) requires the Indiana Department of Local Government Finance to establish property tax rates and levies by February 15. These rates were based upon the preceding year's lien date (March 1 in a year ending before January 1, 2016 and

GREATER CLARK COUNTY SCHOOLS
NOTES TO FINANCIAL STATEMENT
(Continued)

January 1 in a year beginning after December 31, 2015) assessed valuations adjusted for various tax credits. Taxable property is assessed at 100 percent of the true tax value (determined in accordance with rules and regulations adopted by the Indiana Department of Local Government Finance). Taxes may be paid in two equal installments which normally become delinquent if not paid by May 10 and November 10, respectively.

Note 4. Deposits and Investments

Deposits, made in accordance with state statute (IC 5-13), with financial institutions in the State of Indiana, at year end, should be entirely insured by the Federal Depository Insurance Corporation or by the Indiana Public Deposit Insurance Fund. This includes any deposit accounts issued or offered by a qualifying financial institution.

State statutes authorize the School Corporation to invest in securities including, but not limited to, the following: federal government securities, repurchase agreements, and certain money market mutual funds. Certain other statutory restrictions apply to all investments made by local governmental units.

Note 5. Risk Management

The School Corporation may be exposed to various risks of loss related to torts; theft of, damage to, and destruction of assets; errors and omissions; job-related illnesses or injuries to employees; medical benefits to employees, retirees, and dependents; and natural disasters.

These risks can be mitigated through the purchase of insurance, establishment of a self-insurance fund, and/or participation in a risk pool. The purchase of insurance transfers the risk to an independent third-party. The establishment of a self-insurance fund allows the School Corporation to set aside money for claim settlements. The self-insurance fund would be included in the financial statement. The purpose of participation in a risk pool is to provide a medium for the funding and administration of the risks.

Note 6. Pension Plans

A. Public Employees' Retirement Fund

Plan Description

The Indiana Public Employees' Retirement Fund (PERF) is a defined benefit pension plan. PERF is a cost-sharing multiple-employer public employee retirement system, which provides retirement benefits to plan members and beneficiaries. All full-time employees are eligible to participate in this defined benefit plan. State statutes (IC 5-10.2 and 5-10.3) govern, through the Indiana Public Retirement System (INPRS) Board, most requirements of the system, and give the School Corporation authority to contribute to the plan. The PERF retirement benefit consists of the pension provided by employer contributions plus an annuity provided by the member's annuity savings account. The annuity savings account consists of members' contributions, set by state statute at 3 percent of compensation, plus the interest credited to the member's account. The employer may elect to make the contributions on behalf of the member.

GREATER CLARK COUNTY SCHOOLS
NOTES TO FINANCIAL STATEMENT
(Continued)

INPRS administers the plan and issues a publicly available financial report that includes financial statements and required supplementary information for the plan as a whole and for its participants. That report may be obtained by contacting:

Indiana Public Retirement System
One North Capitol, Suite 001
Indianapolis, IN 46204
Ph. (888) 526-1687

Funding Policy and Annual Pension Cost

The contribution requirements of the plan members for PERF are established by the Board of Trustees of INPRS.

B. Teachers' Retirement Fund

Plan Description

The Indiana Teachers' Retirement Fund (TRF) is a defined benefit pension plan. TRF is a cost-sharing multiple-employer public employee retirement system, which provides retirement benefits to plan members and beneficiaries. All employees engaged in teaching or in the supervision of teaching in the public schools of the State of Indiana are eligible to participate in TRF. State statute (IC 5-10.2) governs, through the Indiana Public Retirement System (INPRS) Board, most requirements of the system, and gives the School Corporation authority to contribute to the plan. The TRF retirement benefit consists of the pension provided by employer contributions plus an annuity provided by the member's annuity savings account. The annuity savings account consists of members' contributions, set by state statute at 3 percent of compensation, plus the interest credited to the member's account. The School Corporation may elect to make the contributions on behalf of the member.

INPRS issues a publicly available financial report that includes financial statements and required supplementary information for the TRF plan as a whole and for its participants. That report may be obtained by contacting:

Indiana Public Retirement System
One North Capitol, Suite 001
Indianapolis, IN 46204
Ph. (888) 286-3544

Funding Policy and Annual Pension Cost

The School Corporation contributes the employer's share to TRF for certified employees employed under a federally funded program and all the certified employees hired after July 1, 1995. The School Corporation currently receives partial funding, through the school funding formula, from the State of Indiana for this contribution. The employer's share of contributions for certified personnel who are not employed under a federally funded program and were hired before July 1, 1995, is considered to be an obligation of, and is paid by, the State of Indiana.

GREATER CLARK COUNTY SCHOOLS
NOTES TO FINANCIAL STATEMENT
(Continued)

Note 7. *Negative Disbursements*

The financial statement contains a disbursement which appears as a negative entry. This is a result of an adjusting entry made to close out a fund no longer in use.

Note 8. *Cash Balance Deficits*

The financial statement contains some funds with deficits in cash. This is a result of some funds being set up for reimbursable grants or reimbursable clearing funds. The reimbursements for expenditures made by the School Corporation were not received by June 30, 2016 or 2017. Deficits in cash balances were also a result of disbursements exceeding receipts due to the underestimation of current requirements for some funds. These deficits are to be prepaid from future receipts.

Note 9. *Holding Corporations*

The School Corporation has entered into a capital lease with the Greater Clark Building Corporation (the lessor). The lessor was organized as a not-for-profit corporation pursuant to state statute for the purpose of financing and constructing or reconstructing facilities for lease to the School Corporation. The lessor has been determined to be a related-party of the School Corporation. Lease payments during the years 2016 and 2017 totaled \$1,040,435 and \$1,007,925, respectively.

The School Corporation has entered into a capital lease with the Greater Clark County School Building Corporation (the lessor). The lessor was organized as a not-for-profit corporation pursuant to state statute for the purpose of financing and constructing or reconstructing facilities for lease to the School Corporation. The lessor has been determined to be a related-party of the School Corporation. Lease payments during the years 2016 and 2017 totaled \$8,831,875 and \$7,481,500, respectively.

Note 10. *Subsequent Events*

In February 2018, the School Corporation entered into a lease with the Greater Clark Building Corporation for the construction of a new Elementary School building for a term of 20 years. Annual lease rental payments range from \$1,108,000 to \$1,116,000 for total lease payments of \$20,027,000 with the first annual lease payment due on January 15, 2021.

Note 11. *Other Postemployment Benefits*

The School Corporation provides to eligible retirees and their spouses the following benefits: group comprehensive major medical program. These benefits pose a liability to the School Corporation for this year and in future years. Information regarding the benefits can be obtained by contacting the School Corporation.

(This page intentionally left blank.)

OTHER INFORMATION - UNAUDITED

The School Corporation's Financial Reports can be found on the Indiana Department of Education website: <http://www.doe.in.gov/finance/school-financial-reports>. This website is maintained by the Indiana Department of Education. More current financial information is available from the School Corporation Treasurer's office. Additionally, some financial information of the School Corporation can be found on the Indiana Gateway for Government Units website: <https://gateway.ifionline.org/>.

Differences may be noted between the financial information presented in the financial statement contained in this report and the financial information presented in the School Corporation's Financial Reports referenced above. These differences, if any, are due to adjustments made to the financial information during the course of the audit. This is a common occurrence in any financial statement audit. The financial information presented in this report is audited information, and the accuracy of such information can be determined by reading the opinion given in the Independent Auditor's Report.

The other information presented was approved by management of the School Corporation. It is presented as intended by the School Corporation.

GREATER CLARK COUNTY SCHOOLS
 COMBINING SCHEDULE OF RECEIPTS, DISBURSEMENTS,
 OTHER FINANCING SOURCES (USES), AND CASH AND
 INVESTMENT BALANCES - REGULATORY BASIS
 For the Year Ended June 30, 2016

	General	Debt Service	Retirement/ Severance Bond Debt Service	Capital Projects	School Transportation	School Bus Replacement	Rainy Day	Post- Retirement/ Severance Future Benefits	Construction	Construction/Retainage Fund	School Lunch
Cash and investments - beginning	\$ 1,764,848	\$ 5,642,428	\$ 781,180	\$ 3,754,243	\$ 2,333,212	\$ 433,269	\$ 3,085,429	\$ -	\$ (64,173)	\$ -	\$ (192,798)
Receipts:											
Local sources	629,185	9,441,910	1,258,683	7,378,654	5,290,867	1,427,728	231,771	17,276	63,931	93,575	1,378,593
Intermediate sources	20	-	-	-	-	-	-	-	-	-	-
State sources	67,395,205	-	-	-	-	-	-	-	-	-	32,104
Federal sources	50,692	69,888	-	-	-	-	-	-	-	-	4,436,092
Temporary loans	3,000,000	-	-	2,500,000	2,000,000	-	-	-	-	-	-
Interfund loans	-	-	-	-	-	-	460,000	-	-	-	-
Other receipts	-	-	-	-	-	-	-	-	-	-	-
Total receipts	71,075,102	9,511,798	1,258,683	9,878,654	7,290,867	1,427,728	691,771	17,276	63,931	93,575	5,846,789
Disbursements:											
Instruction	51,689,180	-	-	-	-	-	-	-	-	-	-
Support services	17,420,333	-	-	4,486,338	4,673,626	1,409,277	-	17,276	-	-	207,484
Noninstructional services	1,365,593	-	-	-	-	-	-	-	-	-	5,592,801
Facilities acquisition and construction	-	-	-	2,519,064	-	-	-	-	23,449	32,379	-
Debt service	-	11,345,895	1,266,920	2,600,000	2,086,000	-	-	-	-	-	-
Nonprogrammed charges	-	-	-	-	-	-	-	-	-	-	-
Interfund loans	-	-	235,000	-	-	225,000	-	-	-	-	-
Total disbursements	70,475,106	11,345,895	1,501,920	9,605,402	6,759,626	1,634,277	-	17,276	23,449	32,379	5,800,285
Excess (deficiency) of receipts over disbursements	599,996	(1,834,097)	(243,237)	273,252	531,241	(206,549)	691,771	-	40,482	61,196	46,504
Other financing sources (uses):											
Sale of capital assets	32,050	-	-	539,920	10	-	-	-	-	-	-
Transfers in	116,248	-	-	251,864	8,497	-	539,920	-	-	-	-
Transfers out	-	(71,903)	-	(791,784)	-	-	-	-	-	-	-
Total other financing sources (uses)	148,298	(71,903)	-	-	8,507	-	539,920	-	-	-	-
Excess (deficiency) of receipts and other financing sources over disbursements and other financing uses	748,294	(1,906,000)	(243,237)	273,252	539,748	(206,549)	1,231,691	-	40,482	61,196	46,504
Cash and investments - ending	\$ 2,513,142	\$ 3,736,428	\$ 537,943	\$ 4,027,495	\$ 2,872,960	\$ 226,720	\$ 4,317,120	\$ -	\$ (23,691)	\$ 61,196	\$ (146,294)

GREATER CLARK COUNTY SCHOOLS
 COMBINING SCHEDULE OF RECEIPTS, DISBURSEMENTS,
 OTHER FINANCING SOURCES (USES), AND CASH AND
 INVESTMENT BALANCES - REGULATORY BASIS
 For the Year Ended June 30, 2016

	Prepaid Meals	Textbook Rental	Repair and Replacement	Self- Insurance	Levy Excess	Joint Services and Supply - Special Education Cooperative	Transport JNT SVC - Deaf/Blind	WHAS Crusade Grant - GCCS	WHAS Crusade Grant - SP ED CO-OP	CPR Training Programs
Cash and investments - beginning	\$ (25,009)	\$ 700,773	\$ 17,713	\$ 3,186,351	\$ 926	\$ 556,711	\$ 13,084	\$ -	\$ -	\$ 1,522
Receipts:										
Local sources	-	362,349	4,362	10,861,308	19,951	2,296,465	60,970	-	-	4,185
Intermediate sources	-	-	-	-	-	-	-	-	-	-
State sources	-	458,322	-	-	-	-	-	-	-	-
Federal sources	-	-	-	-	-	1,460	-	-	-	-
Temporary loans	-	-	-	-	-	-	-	-	-	-
Interfund loans	-	-	-	-	-	-	-	-	-	-
Other receipts	1,358,933	-	72,266	-	-	-	-	-	-	-
Total receipts	1,358,933	820,671	76,628	10,861,308	19,951	2,297,925	60,970	-	-	4,185
Disbursements:										
Instruction	-	23,124	50	-	-	1,671,195	-	11,000	-	-
Support services	-	1,133,799	79,488	39,888	-	322,399	56,800	-	21,950	3,960
Noninstructional services	-	-	-	-	-	271,081	-	-	-	-
Facilities acquisition and construction	-	-	-	-	-	-	-	-	-	-
Debt service	-	-	-	-	-	-	-	-	-	-
Nonprogrammed charges	-	-	-	11,211,874	-	-	-	-	-	-
Interfund loans	1,335,678	-	-	-	-	-	-	-	-	-
Total disbursements	1,335,678	1,156,923	79,538	11,251,762	-	2,264,675	56,800	11,000	21,950	3,960
Excess (deficiency) of receipts over disbursements	23,255	(336,252)	(2,910)	(390,454)	19,951	33,250	4,170	(11,000)	(21,950)	225
Other financing sources (uses):										
Sale of capital assets	-	-	-	-	-	-	-	-	-	-
Transfers in	-	71,903	-	-	-	273,450	-	-	-	-
Transfers out	-	-	-	-	-	(273,450)	-	-	-	-
Total other financing sources (uses)	-	71,903	-	-	-	-	-	-	-	-
Excess (deficiency) of receipts and other financing sources over disbursements and other financing uses	23,255	(264,349)	(2,910)	(390,454)	19,951	33,250	4,170	(11,000)	(21,950)	225
Cash and investments - ending	\$ (1,754)	\$ 436,424	\$ 14,803	\$ 2,795,897	\$ 20,877	\$ 589,961	\$ 17,254	\$ (11,000)	\$ (21,950)	\$ 1,747

GREATER CLARK COUNTY SCHOOLS
 COMBINING SCHEDULE OF RECEIPTS, DISBURSEMENTS,
 OTHER FINANCING SOURCES (USES), AND CASH AND
 INVESTMENT BALANCES - REGULATORY BASIS
 For the Year Ended June 30, 2016

	Educational License Plates	Alternative Education	Early Intervention Grant	Donations, Gifts and Trusts	After School Enrichment Program	Donations/ TEA Externship	Freudenberg Medical E2-EDUC	Instr Supp/ NW Pool-N Clark FDN	Instr Supp/ CHS-IBM Stock Donations	Instr Supp/ Duke-GR Remed Read
Cash and investments - beginning	\$ -	\$ 23,277	\$ -	\$ 5,885	\$ 2,283	\$ 2,500	\$ -	\$ 5,000	\$ 107,210	\$ 10,520
Receipts:										
Local sources	-	-	-	7,094	3,312	19,500	-	-	-	-
Intermediate sources	750	-	-	-	-	-	-	-	-	15,647
State sources	-	34,553	-	-	-	-	-	-	-	-
Federal sources	-	-	-	-	-	-	-	-	-	-
Temporary loans	-	-	-	-	-	-	-	-	-	-
Interfund loans	-	-	-	-	-	-	-	-	-	-
Other receipts	-	-	-	-	-	-	-	-	-	-
Total receipts	750	34,553	-	7,094	3,312	19,500	-	-	-	15,647
Disbursements:										
Instruction	-	30,182	-	4,985	2,910	14,626	-	2,500	-	6,723
Support services	750	-	32,050	440	-	-	-	-	-	1,182
Noninstructional services	-	-	-	7	-	-	-	-	-	-
Facilities acquisition and construction	-	-	-	-	-	-	-	-	107,210	-
Debt service	-	-	-	-	-	-	-	-	-	-
Nonprogrammed charges	-	-	-	-	-	-	-	-	-	-
Interfund loans	-	-	-	-	-	-	-	-	-	-
Total disbursements	750	30,182	32,050	5,432	2,910	14,626	-	2,500	107,210	7,905
Excess (deficiency) of receipts over disbursements	-	4,371	(32,050)	1,662	402	4,874	-	(2,500)	(107,210)	7,742
Other financing sources (uses):										
Sale of capital assets	-	-	-	-	-	-	-	-	-	-
Transfers in	-	-	-	-	-	-	-	-	-	-
Transfers out	-	-	-	-	-	-	-	-	-	-
Total other financing sources (uses)	-	-	-	-	-	-	-	-	-	-
Excess (deficiency) of receipts and other financing sources over disbursements and other financing uses	-	4,371	(32,050)	1,662	402	4,874	-	(2,500)	(107,210)	7,742
Cash and investments - ending	\$ -	\$ 27,648	\$ (32,050)	\$ 7,547	\$ 2,685	\$ 7,374	\$ -	\$ 2,500	\$ -	\$ 18,262

GREATER CLARK COUNTY SCHOOLS
 COMBINING SCHEDULE OF RECEIPTS, DISBURSEMENTS,
 OTHER FINANCING SOURCES (USES), AND CASH AND
 INVESTMENT BALANCES - REGULATORY BASIS
 For the Year Ended June 30, 2016

	Instr Supp/Comm Fdn Grant	Instr Supp/TIF (Tax Incr Fin)	Lilly Grt/Counseling Planning	Spec Education/Instruc Supp Fd	Ford NGL Donations-Freshman AC	Comm Fdn/Education Block Grant	Gifts and Donations	Adult and Continuing Education	Extra- Curricular Activities	Extra- Curricular Activities/ First Bk Card Clearing
Cash and investments - beginning	\$ -	\$ -	\$ -	\$ -	\$ -	\$ -	\$ 141,135	\$ (6,355)	\$ (2,226)	\$ (3)
Receipts:										
Local sources	1,875	160,000	-	1,070	-	-	262,924	36,250	20,083	3,168
Intermediate sources	-	-	-	-	-	-	-	-	-	-
State sources	-	-	-	-	-	-	-	-	-	-
Federal sources	-	-	-	-	-	-	-	-	-	-
Temporary loans	-	-	-	-	-	-	-	-	-	-
Interfund loans	-	-	-	-	-	-	-	-	-	-
Other receipts	-	-	-	-	-	-	-	-	-	-
Total receipts	1,875	160,000	-	1,070	-	-	262,924	36,250	20,083	3,168
Disbursements:										
Instruction	-	-	-	-	12,990	-	52,668	35,509	-	-
Support services	-	-	-	609	-	-	20,839	-	-	3,327
Noninstructional services	-	-	-	-	-	-	-	-	21,726	-
Facilities acquisition and construction	-	160,000	-	-	-	-	3,771	-	-	-
Debt service	-	-	-	-	-	-	-	-	-	-
Nonprogrammed charges	-	-	-	-	-	-	-	-	-	-
Interfund loans	-	-	-	-	-	-	-	-	-	-
Total disbursements	-	160,000	-	609	12,990	-	77,278	35,509	21,726	3,327
Excess (deficiency) of receipts over disbursements	1,875	-	-	461	(12,990)	-	185,646	741	(1,643)	(159)
Other financing sources (uses):										
Sale of capital assets	-	-	-	-	-	-	-	-	-	-
Transfers in	-	-	-	-	-	-	-	-	-	-
Transfers out	-	-	-	-	-	-	-	-	-	-
Total other financing sources (uses)	-	-	-	-	-	-	-	-	-	-
Excess (deficiency) of receipts and other financing sources over disbursements and other financing uses	1,875	-	-	461	(12,990)	-	185,646	741	(1,643)	(159)
Cash and investments - ending	\$ 1,875	\$ -	\$ -	\$ 461	\$ (12,990)	\$ -	\$ 326,781	\$ (5,614)	\$ (3,869)	\$ (162)

GREATER CLARK COUNTY SCHOOLS
 COMBINING SCHEDULE OF RECEIPTS, DISBURSEMENTS,
 OTHER FINANCING SOURCES (USES), AND CASH AND
 INVESTMENT BALANCES - REGULATORY BASIS
 For the Year Ended June 30, 2016

	Corporation Driver - Bus Trip Cost	Extra Curricular/Scholarships Fund	Ex Curr/Food Scv Truck Events	Miscellaneous Programs	Misc/Dg Fdn Grt	Marketing Fund/ Misc Programs	Technology Dept/ Misc Rev Fund	Misc/Action for Healthy Kids Grant	Miscellaneous/ Enrichment Classes	YMCA - 2013/14 TEA Special Assignment
Cash and investments - beginning	\$ (11,144)	\$ -	\$ -	\$ -	\$ -	\$ 9,168	\$ 11,975	\$ -	\$ 2,205	\$ (1,951)
Receipts:										
Local sources	50,906	-	-	4,281	-	24,926	5,275	-	-	6,250
Intermediate sources	-	-	-	-	-	-	-	11,400	-	-
State sources	-	-	-	-	-	-	-	-	-	-
Federal sources	-	-	-	-	-	-	-	-	-	-
Temporary loans	-	-	-	-	-	-	-	-	-	-
Interfund loans	-	-	-	-	-	-	-	-	-	-
Other receipts	-	-	-	-	-	-	-	-	-	-
Total receipts	50,906	-	-	4,281	-	24,926	5,275	11,400	-	6,250
Disbursements:										
Instruction	-	-	-	-	-	-	-	11,400	-	-
Support services	42,754	-	-	-	-	24,673	14,262	-	-	-
Noninstructional services	-	-	-	-	-	-	-	-	-	4,299
Facilities acquisition and construction	-	-	-	-	-	-	-	-	-	-
Debt service	-	-	-	-	-	-	-	-	-	-
Nonprogrammed charges	-	-	-	-	-	-	-	-	-	-
Interfund loans	-	-	-	-	-	-	-	-	-	-
Total disbursements	42,754	-	-	-	-	24,673	14,262	11,400	-	4,299
Excess (deficiency) of receipts over disbursements	8,152	-	-	4,281	-	253	(8,987)	-	-	1,951
Other financing sources (uses):										
Sale of capital assets	-	-	-	-	-	-	12	-	-	-
Transfers in	-	-	-	-	-	-	-	-	-	-
Transfers out	-	-	-	(4,281)	-	-	-	-	-	-
Total other financing sources (uses)	-	-	-	(4,281)	-	-	12	-	-	-
Excess (deficiency) of receipts and other financing sources over disbursements and other financing uses	8,152	-	-	-	-	253	(8,975)	-	-	1,951
Cash and investments - ending	\$ (2,992)	\$ -	\$ -	\$ -	\$ -	\$ 9,421	\$ 3,000	\$ -	\$ 2,205	\$ -

GREATER CLARK COUNTY SCHOOLS
 COMBINING SCHEDULE OF RECEIPTS, DISBURSEMENTS,
 OTHER FINANCING SOURCES (USES), AND CASH AND
 INVESTMENT BALANCES - REGULATORY BASIS
 For the Year Ended June 30, 2016

	Natl Center for Families/ Learn ELL	GCCS Buildings Spirit Funds	Instructional Supplemental Replace Library Books	Formative Assessment	Instruc Sup/EEMG Preschool Grt	Instruc/EEMG Evaluation Award	State Gifted and Talented Grant	Computer Consortium/ Ed Tech Advance	Medicaid Reimbursement	Secured Schools Safety Grant
Cash and investments - beginning	\$ 1,570	\$ 7,156	\$ 9,698	\$ -	\$ -	\$ -	\$ 21,551	\$ -	\$ 24,128	\$ 12,938
Receipts:										
Local sources	-	14,742	2,651	-	-	-	-	-	-	-
Intermediate sources	-	-	-	-	-	-	-	-	-	-
State sources	-	-	-	119,427	211,200	4,613	66,984	1,331,310	102,903	37,063
Federal sources	-	-	-	-	-	-	-	-	-	-
Temporary loans	-	-	-	-	-	-	-	-	-	-
Interfund loans	-	-	-	-	-	-	-	-	-	-
Other receipts	-	-	-	-	-	-	-	-	-	-
Total receipts	-	14,742	2,651	119,427	211,200	4,613	66,984	1,331,310	102,903	37,063
Disbursements:										
Instruction	213	-	-	119,427	193,417	4,613	80,754	-	-	-
Support services	-	-	2,438	-	-	-	-	-	-	73,537
Noninstructional services	-	15,637	-	-	-	-	-	-	-	-
Facilities acquisition and construction	-	-	-	-	-	-	-	1,331,310	-	-
Debt service	-	-	-	-	-	-	-	-	-	-
Nonprogrammed charges	-	-	-	-	-	-	-	-	-	-
Interfund loans	-	-	-	-	-	-	-	-	-	-
Total disbursements	213	15,637	2,438	119,427	193,417	4,613	80,754	1,331,310	-	73,537
Excess (deficiency) of receipts over disbursements	(213)	(895)	213	-	17,783	-	(13,770)	-	102,903	(36,474)
Other financing sources (uses):										
Sale of capital assets	-	-	-	-	-	-	-	-	-	-
Transfers in	-	-	-	-	-	-	-	-	-	-
Transfers out	-	-	-	-	-	-	-	-	(105,659)	-
Total other financing sources (uses)	-	-	-	-	-	-	-	-	(105,659)	-
Excess (deficiency) of receipts and other financing sources over disbursements and other financing uses	(213)	(895)	213	-	17,783	-	(13,770)	-	(2,756)	(36,474)
Cash and investments - ending	\$ 1,357	\$ 6,261	\$ 9,911	\$ -	\$ 17,783	\$ -	\$ 7,781	\$ -	\$ 21,372	\$ (23,536)

GREATER CLARK COUNTY SCHOOLS
 COMBINING SCHEDULE OF RECEIPTS, DISBURSEMENTS,
 OTHER FINANCING SOURCES (USES), AND CASH AND
 INVESTMENT BALANCES - REGULATORY BASIS
 For the Year Ended June 30, 2016

	Extra- Curricular Activities II	Non-English Speaking Programs	School Technology	Career and Technical Performance Grant	Performance Based Awards	21st Century Scholars	21st Century Scholars FY17	Skill Up Grant	Charter School Innovation	Senator David Ford Technology
Cash and investments - beginning	\$ 883	\$ 25,754	\$ 114,776	\$ -	\$ -	\$ -	\$ -	\$ -	\$ (19,061)	\$ -
Receipts:										
Local sources	526	-	-	-	-	-	-	-	-	-
Intermediate sources	-	-	-	-	-	-	-	-	-	-
State sources	-	127,202	271,130	-	237,618	1,000	-	-	27,447	-
Federal sources	-	-	-	-	-	-	-	-	-	-
Temporary loans	-	-	-	-	-	-	-	-	-	-
Interfund loans	-	-	-	-	-	-	-	-	-	-
Other receipts	-	-	-	-	-	-	-	-	-	-
Total receipts	526	127,202	271,130	-	237,618	1,000	-	-	27,447	-
Disbursements:										
Instruction	-	91,657	-	-	-	999	-	-	-	-
Support services	1,409	-	282,954	-	237,618	-	-	-	8,386	-
Noninstructional services	-	-	-	-	-	-	-	-	-	-
Facilities acquisition and construction	-	-	8,108	-	-	-	-	-	-	-
Debt service	-	-	-	-	-	-	-	-	-	-
Nonprogrammed charges	-	-	-	-	-	-	-	-	-	-
Interfund loans	-	-	-	-	-	-	-	-	-	-
Total disbursements	1,409	91,657	291,062	-	237,618	999	-	-	8,386	-
Excess (deficiency) of receipts over disbursements	(883)	35,545	(19,932)	-	-	1	-	-	19,061	-
Other financing sources (uses):										
Sale of capital assets	-	-	-	-	-	-	-	-	-	-
Transfers in	-	-	-	-	-	-	-	-	-	-
Transfers out	-	-	-	-	-	-	-	-	-	-
Total other financing sources (uses)	-	-	-	-	-	-	-	-	-	-
Excess (deficiency) of receipts and other financing sources over disbursements and other financing uses	(883)	35,545	(19,932)	-	-	1	-	-	19,061	-
Cash and investments - ending	\$ -	\$ 61,299	\$ 94,844	\$ -	\$ -	\$ 1	\$ -	\$ -	\$ -	\$ -

GREATER CLARK COUNTY SCHOOLS
 COMBINING SCHEDULE OF RECEIPTS, DISBURSEMENTS,
 OTHER FINANCING SOURCES (USES), AND CASH AND
 INVESTMENT BALANCES - REGULATORY BASIS
 For the Year Ended June 30, 2016

	ITPC:IYTS Survey Proceeds	Miscellaneous/ YRBS Youth Risk Behavior Survey	Delinquent Children	P.L. 103-382 ECIA Title I	Title I - School Improvement FD FY16	Title I - School Improvement FD FY17	IDEA	PL105-17 IDEA Part B - TA Grant	Preschool Handicap	Team Nutrition Training Grants
Cash and investments - beginning	\$ 530	\$ 400	\$ (4,573)	\$ (209,553)	\$ -	\$ -	\$ (145,323)	\$ (12,329)	\$ (4,852)	\$ 1,040
Receipts:										
Local sources	-	-	-	-	-	-	-	-	-	-
Intermediate sources	-	-	-	-	-	-	-	-	-	-
State sources	-	-	-	-	-	-	-	-	-	-
Federal sources	-	-	112,227	2,454,301	133,900	-	3,570,352	40,961	175,812	500
Temporary loans	-	-	-	-	-	-	-	-	-	-
Interfund loans	-	-	-	-	-	-	-	-	-	-
Other receipts	-	-	-	-	-	-	-	-	-	-
Total receipts	-	-	112,227	2,454,301	133,900	-	3,570,352	40,961	175,812	500
Disbursements:										
Instruction	-	165	27,175	2,139,314	47,507	-	2,608,981	28,632	170,208	-
Support services	-	-	84,185	418,858	127,970	-	814,122	-	-	-
Noninstructional services	-	-	-	48,514	-	-	113,028	-	5,614	1,540
Facilities acquisition and construction	-	-	-	-	-	-	-	-	-	-
Debt service	-	-	-	-	-	-	-	-	-	-
Nonprogrammed charges	-	-	-	-	-	-	-	-	-	-
Interfund loans	-	-	-	-	-	-	-	-	-	-
Total disbursements	-	165	111,360	2,606,686	175,477	-	3,536,131	28,632	175,822	1,540
Excess (deficiency) of receipts over disbursements	-	(165)	867	(152,385)	(41,577)	-	34,221	12,329	(10)	(1,040)
Other financing sources (uses):										
Sale of capital assets	-	-	-	-	-	-	-	-	-	-
Transfers in	-	-	-	-	-	-	1,313	-	-	-
Transfers out	-	-	-	-	-	-	(1,313)	-	-	-
Total other financing sources (uses)	-	-	-	-	-	-	-	-	-	-
Excess (deficiency) of receipts and other financing sources over disbursements and other financing uses	-	(165)	867	(152,385)	(41,577)	-	34,221	12,329	(10)	(1,040)
Cash and investments - ending	\$ 530	\$ 235	\$ (3,706)	\$ (361,938)	\$ (41,577)	\$ -	\$ (111,102)	\$ -	\$ (4,862)	\$ -

GREATER CLARK COUNTY SCHOOLS
 COMBINING SCHEDULE OF RECEIPTS, DISBURSEMENTS,
 OTHER FINANCING SOURCES (USES), AND CASH AND
 INVESTMENT BALANCES - REGULATORY BASIS
 For the Year Ended June 30, 2016

	Other/ School Wellness Grant	Medicaid Reimbursement - Federal	Environmental Benefits Grant	Other Federal Programs	Improving Teacher Quality, No Child Left, Title II, Part A	E-Learning Regional Conference	Title III - English Proficiency Migrant	IAC/REG INIT GRT/ARTS PRJ SUPP	Payroll	Totals
Cash and investments - beginning	\$ (175)	\$ 424,959	\$ -	\$ -	\$ (50,076)	\$ (221)	\$ (3,103)	\$ -	\$ 1,475,313	\$ 23,960,618
Receipts:										
Local sources	99	1,250	-	-	-	-	-	-	-	41,447,945
Intermediate sources	-	-	-	-	-	-	-	-	-	27,817
State sources	-	-	-	-	-	-	-	-	-	70,458,081
Federal sources	1,359	359,100	2,197	-	606,399	9,802	108,243	-	-	12,133,285
Temporary loans	-	-	-	-	-	-	-	-	-	7,500,000
Interfund loans	-	-	-	-	-	-	-	-	-	460,000
Other receipts	-	-	-	-	-	-	-	-	82,241,715	83,672,914
Total receipts	1,458	360,350	2,197	-	606,399	9,802	108,243	-	82,241,715	215,700,042
Disbursements:										
Instruction	-	342,546	2,197	-	432,014	-	109,404	-	-	59,968,265
Support services	1,283	128,257	-	-	142,127	10,424	-	-	-	32,347,072
Noninstructional services	-	-	-	-	24,744	-	-	-	-	7,464,584
Facilities acquisition and construction	-	4,158	-	-	-	-	-	-	-	4,189,449
Debt service	-	-	-	-	-	-	-	-	-	17,298,815
Nonprogrammed charges	-	-	-	-	11,934	-	-	-	-	11,223,808
Interfund loans	-	-	-	-	-	-	-	-	82,646,361	84,442,039
Total disbursements	1,283	474,961	2,197	-	610,819	10,424	109,404	-	82,646,361	216,934,032
Excess (deficiency) of receipts over disbursements	175	(114,611)	-	-	(4,420)	(622)	(1,161)	-	(404,646)	(1,233,990)
Other financing sources (uses):										
Sale of capital assets	-	-	-	-	-	-	-	-	-	571,992
Transfers in	-	-	-	-	-	-	-	-	-	1,263,195
Transfers out	-	(14,804)	-	-	-	-	-	-	-	(1,263,194)
Total other financing sources (uses)	-	(14,804)	-	-	-	-	-	-	-	571,993
Excess (deficiency) of receipts and other financing sources over disbursements and other financing uses	175	(129,415)	-	-	(4,420)	(622)	(1,161)	-	(404,646)	(661,997)
Cash and investments - ending	\$ -	\$ 295,544	\$ -	\$ -	\$ (54,496)	\$ (843)	\$ (4,264)	\$ -	\$ 1,070,667	\$ 23,298,621

GREATER CLARK COUNTY SCHOOLS
 COMBINING SCHEDULE OF RECEIPTS, DISBURSEMENTS,
 OTHER FINANCING SOURCES (USES), AND CASH AND
 INVESTMENT BALANCES - REGULATORY BASIS
 For the Year Ended June 30, 2017

	General	Debt Service	Retirement/ Severance Bond Debt Service	Capital Projects	School Transportation	School Bus Replacement	Rainy Day	Post- Retirement/ Severance Future Benefits	Construction	Construction/Retainage Fund	School Lunch
Cash and investments - beginning	\$ 2,513,142	\$ 3,736,428	\$ 537,943	\$ 4,027,495	\$ 2,872,960	\$ 226,720	\$ 4,317,120	\$ -	\$ (23,691)	\$ 61,196	\$ (146,294)
Receipts:											
Local sources	720,448	10,005,771	958,726	5,571,190	5,734,056	1,388,431	505,470	28,184	248,388	161,085	1,391,078
Intermediate sources	28	-	-	-	-	-	-	-	-	-	-
State sources	68,057,323	-	-	-	-	-	-	-	-	-	31,405
Federal sources	61,650	65,608	-	-	-	-	-	-	-	-	3,909,005
Temporary loans	3,000,000	1,875,000	200,000	1,500,000	1,750,000	500,000	-	-	-	-	-
Other receipts	-	-	-	-	-	-	-	-	-	-	-
Total receipts	<u>71,839,449</u>	<u>11,946,379</u>	<u>1,158,726</u>	<u>7,071,190</u>	<u>7,484,056</u>	<u>1,888,431</u>	<u>505,470</u>	<u>28,184</u>	<u>248,388</u>	<u>161,085</u>	<u>5,331,488</u>
Disbursements:											
Instruction	51,226,836	-	-	-	-	-	93,268	-	-	-	-
Support services	16,912,631	-	-	4,436,464	4,944,361	1,450,494	-	28,184	205,452	-	134,412
Noninstructional services	1,271,297	-	-	-	-	-	-	-	-	-	5,241,797
Facilities acquisition and construction	-	-	-	1,862,300	-	-	658,796	-	19,245	46,545	-
Debt service	3,000,000	10,045,889	1,266,003	2,500,000	2,000,000	-	-	-	-	-	-
Nonprogrammed charges	-	-	-	-	-	-	-	-	-	-	-
Interfund loans	-	-	-	-	-	-	-	-	-	-	-
Total disbursements	<u>72,410,764</u>	<u>10,045,889</u>	<u>1,266,003</u>	<u>8,798,764</u>	<u>6,944,361</u>	<u>1,450,494</u>	<u>752,064</u>	<u>28,184</u>	<u>224,697</u>	<u>46,545</u>	<u>5,376,209</u>
Excess (deficiency) of receipts over disbursements	<u>(571,315)</u>	<u>1,900,490</u>	<u>(107,277)</u>	<u>(1,727,574)</u>	<u>539,695</u>	<u>437,937</u>	<u>(246,594)</u>	<u>-</u>	<u>23,691</u>	<u>114,540</u>	<u>(44,721)</u>
Other financing sources (uses):											
Sale of capital assets	12,899	-	-	-	-	-	-	-	-	-	-
Transfers in	65,957	-	-	-	23,822	-	1,908,042	-	-	-	-
Transfers out	-	(60,746)	-	(508,042)	(400,000)	-	(1,000,000)	-	-	-	-
Total other financing sources (uses)	<u>78,856</u>	<u>(60,746)</u>	<u>-</u>	<u>(508,042)</u>	<u>(376,178)</u>	<u>-</u>	<u>908,042</u>	<u>-</u>	<u>-</u>	<u>-</u>	<u>-</u>
Excess (deficiency) of receipts and other financing sources over disbursements and other financing uses	<u>(492,459)</u>	<u>1,839,744</u>	<u>(107,277)</u>	<u>(2,235,616)</u>	<u>163,517</u>	<u>437,937</u>	<u>661,448</u>	<u>-</u>	<u>23,691</u>	<u>114,540</u>	<u>(44,721)</u>
Cash and investments - ending	<u>\$ 2,020,683</u>	<u>\$ 5,576,172</u>	<u>\$ 430,666</u>	<u>\$ 1,791,879</u>	<u>\$ 3,036,477</u>	<u>\$ 664,657</u>	<u>\$ 4,978,568</u>	<u>\$ -</u>	<u>\$ -</u>	<u>\$ 175,736</u>	<u>\$ (191,015)</u>

GREATER CLARK COUNTY SCHOOLS
 COMBINING SCHEDULE OF RECEIPTS, DISBURSEMENTS,
 OTHER FINANCING SOURCES (USES), AND CASH AND
 INVESTMENT BALANCES - REGULATORY BASIS
 For the Year Ended June 30, 2017

	Prepaid Meals	Textbook Rental	Repair and Replacement	Self- Insurance	Levy Excess	Joint Services and Supply - Special Education Cooperative	Transport JNT SVC - Deaf/Blind	WHAS Crusade Grant - GCCS	WHAS Crusade Grant - SP ED CO-OP	CPR Training Programs
Cash and investments - beginning	\$ (1,754)	\$ 436,424	\$ 14,803	\$ 2,795,897	\$ 20,877	\$ 589,961	\$ 17,254	\$ (11,000)	\$ (21,950)	\$ 1,747
Receipts:										
Local sources	-	364,761	2,353	10,677,852	-	2,654,682	61,988	23,000	28,915	4,340
Intermediate sources	-	-	-	-	-	-	-	-	-	-
State sources	-	449,890	-	-	-	-	-	-	-	-
Federal sources	-	-	-	-	-	1,192	-	-	-	-
Temporary loans	-	-	-	-	-	-	-	-	-	-
Other receipts	1,169,144	-	250,507	-	-	-	-	-	-	-
Total receipts	1,169,144	814,651	252,860	10,677,852	-	2,655,874	61,988	23,000	28,915	4,340
Disbursements:										
Instruction	-	15,213	-	-	-	2,043,358	-	12,000	16,574	-
Support services	-	986,594	343,904	-	-	406,291	56,648	-	-	6,073
Noninstructional services	-	-	-	-	-	241,175	-	-	-	-
Facilities acquisition and construction	-	-	246,606	-	-	-	-	-	-	-
Debt service	-	-	-	-	-	-	-	-	-	-
Nonprogrammed charges	-	-	-	12,429,494	-	-	3,808	-	-	-
Interfund loans	1,225,473	-	-	-	-	-	-	-	-	-
Total disbursements	1,225,473	1,001,807	590,510	12,429,494	-	2,690,824	60,456	12,000	16,574	6,073
Excess (deficiency) of receipts over disbursements	(56,329)	(187,156)	(337,650)	(1,751,642)	-	(34,950)	1,532	11,000	12,341	(1,733)
Other financing sources (uses):										
Sale of capital assets	-	-	-	-	-	-	-	-	-	-
Transfers in	-	60,746	-	1,000,000	-	350,958	-	-	-	-
Transfers out	-	-	-	(1,000,000)	(20,877)	(350,958)	-	-	-	-
Total other financing sources (uses)	-	60,746	-	-	(20,877)	-	-	-	-	-
Excess (deficiency) of receipts and other financing sources over disbursements and other financing uses	(56,329)	(126,410)	(337,650)	(1,751,642)	(20,877)	(34,950)	1,532	11,000	12,341	(1,733)
Cash and investments - ending	\$ (58,083)	\$ 310,014	\$ (322,847)	\$ 1,044,255	\$ -	\$ 555,011	\$ 18,786	\$ -	\$ (9,609)	\$ 14

GREATER CLARK COUNTY SCHOOLS
 COMBINING SCHEDULE OF RECEIPTS, DISBURSEMENTS,
 OTHER FINANCING SOURCES (USES), AND CASH AND
 INVESTMENT BALANCES - REGULATORY BASIS
 For the Year Ended June 30, 2017

	Educational License Plates	Alternative Education	Early Intervention Grant	Donations, Gifts and Trusts	After School Enrichment Program	Donations/ TEA Externship	Freudenberg Medical E2-EDUC	Instr Supp/ NW Pool-N Clark FDN	Instr Supp/ CHS-IBM Stock Donations	Instr Supp/ Duke-GR Remed Read
Cash and investments - beginning	\$ -	\$ 27,648	\$ (32,050)	\$ 7,547	\$ 2,685	\$ 7,374	\$ -	\$ 2,500	\$ -	\$ 18,262
Receipts:										
Local sources	-	-	-	21,073	3,600	17,250	147,235	-	25,000	-
Intermediate sources	1,369	-	157,500	-	-	-	-	-	-	-
State sources	-	96,772	-	-	-	-	-	-	-	-
Federal sources	-	-	-	-	-	-	-	-	-	-
Temporary loans	-	-	-	-	-	-	-	-	-	-
Other receipts	-	-	-	-	-	-	-	-	-	-
Total receipts	1,369	96,772	157,500	21,073	3,600	17,250	147,235	-	25,000	-
Disbursements:										
Instruction	-	60,919	-	15,534	3,491	19,125	8,993	350	-	13,148
Support services	1,275	-	77,625	6,660	-	-	-	-	-	1,184
Noninstructional services	-	-	-	-	-	-	-	-	-	-
Facilities acquisition and construction	-	-	-	-	-	-	-	-	-	-
Debt service	-	-	-	-	-	-	-	-	-	-
Nonprogrammed charges	-	-	-	-	-	-	-	-	-	-
Interfund loans	-	-	-	-	-	-	-	-	-	-
Total disbursements	1,275	60,919	77,625	22,194	3,491	19,125	8,993	350	-	14,332
Excess (deficiency) of receipts over disbursements	94	35,853	79,875	(1,121)	109	(1,875)	138,242	(350)	25,000	(14,332)
Other financing sources (uses):										
Sale of capital assets	-	-	-	-	-	-	-	-	-	-
Transfers in	-	-	-	-	-	-	-	-	-	-
Transfers out	-	-	-	-	-	-	-	-	-	-
Total other financing sources (uses)	-	-	-	-	-	-	-	-	-	-
Excess (deficiency) of receipts and other financing sources over disbursements and other financing uses	94	35,853	79,875	(1,121)	109	(1,875)	138,242	(350)	25,000	(14,332)
Cash and investments - ending	\$ 94	\$ 63,501	\$ 47,825	\$ 6,426	\$ 2,794	\$ 5,499	\$ 138,242	\$ 2,150	\$ 25,000	\$ 3,930

GREATER CLARK COUNTY SCHOOLS
 COMBINING SCHEDULE OF RECEIPTS, DISBURSEMENTS,
 OTHER FINANCING SOURCES (USES), AND CASH AND
 INVESTMENT BALANCES - REGULATORY BASIS
 For the Year Ended June 30, 2017

	Instr Supp/Comm Fdn Grant	Instr Supp/TIF (Tax Incr Fin)	Lilly Gr/Counseling Planning	Spec Education/Instruc Supp Fd	Ford NGL Donations-Freshman AC	Comm Fdn/Education Block Grant	Gifts and Donations	Adult and Continuing Education	Extra- Curricular Activities	Extra- Curricular Activities/ First Bk Card Clearing
Cash and investments - beginning	\$ 1,875	\$ -	\$ -	\$ 461	\$ (12,990)	\$ -	\$ 326,781	\$ (5,614)	\$ (3,869)	\$ (162)
Receipts:										
Local sources	-	160,000	-	3,060	92,000	10,000	151,823	5,250	22,730	980
Intermediate sources	-	-	50,000	-	-	-	-	-	-	-
State sources	-	-	-	-	-	-	-	-	-	-
Federal sources	-	-	-	-	-	-	-	-	-	-
Temporary loans	-	-	-	-	-	-	-	-	-	-
Other receipts	-	-	-	-	-	-	-	-	-	-
Total receipts	-	160,000	50,000	3,060	92,000	10,000	151,823	5,250	22,730	980
Disbursements:										
Instruction	1,875	-	-	-	70,327	-	36,220	(364)	-	-
Support services	-	-	24,576	2,121	-	5,000	69,627	-	-	1,042
Noninstructional services	-	-	-	-	-	-	-	-	19,245	-
Facilities acquisition and construction	-	160,000	-	-	-	-	-	-	-	-
Debt service	-	-	-	-	-	-	-	-	-	-
Nonprogrammed charges	-	-	-	-	-	-	-	-	-	-
Interfund loans	-	-	-	-	-	-	-	-	-	-
Total disbursements	1,875	160,000	24,576	2,121	70,327	5,000	105,847	(364)	19,245	1,042
Excess (deficiency) of receipts over disbursements	(1,875)	-	25,424	939	21,673	5,000	45,976	5,614	3,485	(62)
Other financing sources (uses):										
Sale of capital assets	-	-	-	-	-	-	-	-	-	-
Transfers in	-	-	-	-	-	-	-	-	-	-
Transfers out	-	-	-	-	-	-	-	-	-	-
Total other financing sources (uses)	-	-	-	-	-	-	-	-	-	-
Excess (deficiency) of receipts and other financing sources over disbursements and other financing uses	(1,875)	-	25,424	939	21,673	5,000	45,976	5,614	3,485	(62)
Cash and investments - ending	\$ -	\$ -	\$ 25,424	\$ 1,400	\$ 8,683	\$ 5,000	\$ 372,757	\$ -	\$ (384)	\$ (224)

GREATER CLARK COUNTY SCHOOLS
 COMBINING SCHEDULE OF RECEIPTS, DISBURSEMENTS,
 OTHER FINANCING SOURCES (USES), AND CASH AND
 INVESTMENT BALANCES - REGULATORY BASIS
 For the Year Ended June 30, 2017

	Corporation Driver - Bus Trip Cost	Extra Curricular/Scholarships Fund	Ex Curr/Food Scv Truck Events	Miscellaneous Programs	Misc/Dg Fdn Grt	Marketing Fund/ Misc Programs	Technology Dept/ Misc Rev Fund	Misc/Action for Healthy Kids Grant	Miscellaneous/ Enrichment Classes	YMCA - 2013/14 TEA Special Assignment
Cash and investments - beginning	\$ (2,992)	\$ -	\$ -	\$ -	\$ -	\$ 9,421	\$ 3,000	\$ -	\$ 2,205	\$ -
Receipts:										
Local sources	37,414	2,950	918	-	2,000	16,000	5,960	-	-	-
Intermediate sources	-	-	-	-	-	-	-	1,000	-	-
State sources	-	-	-	-	-	-	-	-	-	-
Federal sources	-	-	-	-	-	-	-	-	-	-
Temporary loans	-	-	-	-	-	-	-	-	-	-
Other receipts	-	-	-	-	-	-	-	-	-	-
Total receipts	37,414	2,950	918	-	2,000	16,000	5,960	1,000	-	-
Disbursements:										
Instruction	-	-	-	-	-	-	-	1,000	-	-
Support services	36,309	-	-	-	-	14,532	7,125	-	-	-
Noninstructional services	-	-	918	-	-	-	-	-	-	-
Facilities acquisition and construction	-	-	-	-	2,000	-	-	-	-	-
Debt service	-	-	-	-	-	-	-	-	-	-
Nonprogrammed charges	-	500	-	-	-	-	-	-	-	-
Interfund loans	-	-	-	-	-	-	-	-	-	-
Total disbursements	36,309	500	918	-	2,000	14,532	7,125	1,000	-	-
Excess (deficiency) of receipts over disbursements	1,105	2,450	-	-	-	1,468	(1,165)	-	-	-
Other financing sources (uses):										
Sale of capital assets	-	-	-	-	-	-	-	-	-	-
Transfers in	-	-	-	-	-	-	-	-	-	-
Transfers out	-	-	-	-	-	-	-	-	(2,205)	-
Total other financing sources (uses)	-	-	-	-	-	-	-	-	(2,205)	-
Excess (deficiency) of receipts and other financing sources over disbursements and other financing uses	1,105	2,450	-	-	-	1,468	(1,165)	-	(2,205)	-
Cash and investments - ending	\$ (1,887)	\$ 2,450	\$ -	\$ -	\$ -	\$ 10,889	\$ 1,835	\$ -	\$ -	\$ -

GREATER CLARK COUNTY SCHOOLS
 COMBINING SCHEDULE OF RECEIPTS, DISBURSEMENTS,
 OTHER FINANCING SOURCES (USES), AND CASH AND
 INVESTMENT BALANCES - REGULATORY BASIS
 For the Year Ended June 30, 2017

	Nat'l Center for Families/ Learn ELL	GCCS Buildings Spirit Funds	Instructional Supplemental Replace Library Books	Formative Assessment	Instruc Sup/EEMG Preschool Grt	Instruc/EEMG Evaluation Award	State Gifted and Talented Grant	Computer Consortium/ Ed Tech Advance	Medicaid Reimbursement	Secured Schools Safety Grant
Cash and investments - beginning	\$ 1,357	\$ 6,261	\$ 9,911	\$ -	\$ 17,783	\$ -	\$ 7,781	\$ -	\$ 21,372	\$ (23,536)
Receipts:										
Local sources	-	12,315	3,585	-	-	-	-	-	-	-
Intermediate sources	-	-	-	-	-	-	-	-	-	-
State sources	-	-	-	133,780	217,440	3,812	65,485	1,614,601	93,182	70,418
Federal sources	-	-	-	-	-	-	-	-	-	-
Temporary loans	-	-	-	-	-	-	-	-	-	-
Other receipts	-	-	-	-	-	-	-	-	-	-
Total receipts	-	12,315	3,585	133,780	217,440	3,812	65,485	1,614,601	93,182	70,418
Disbursements:										
Instruction	285	-	-	128,523	235,223	2,610	60,114	-	-	-
Support services	-	-	2,902	5,257	-	-	-	-	-	41,061
Noninstructional services	-	10,320	-	-	-	-	-	-	-	-
Facilities acquisition and construction	-	-	-	-	-	-	-	1,614,601	-	-
Debt service	-	-	-	-	-	-	-	-	-	-
Nonprogrammed charges	-	-	-	-	-	-	-	-	-	-
Interfund loans	-	-	-	-	-	-	-	-	-	-
Total disbursements	285	10,320	2,902	133,780	235,223	2,610	60,114	1,614,601	-	41,061
Excess (deficiency) of receipts over disbursements	(285)	1,995	683	-	(17,783)	1,202	5,371	-	93,182	29,357
Other financing sources (uses):										
Sale of capital assets	-	-	-	-	-	-	-	-	-	-
Transfers in	-	-	-	-	-	-	-	-	-	-
Transfers out	-	-	-	-	-	-	-	-	(60,172)	-
Total other financing sources (uses)	-	-	-	-	-	-	-	-	(60,172)	-
Excess (deficiency) of receipts and other financing sources over disbursements and other financing uses	(285)	1,995	683	-	(17,783)	1,202	5,371	-	33,010	29,357
Cash and investments - ending	\$ 1,072	\$ 8,256	\$ 10,594	\$ -	\$ -	\$ 1,202	\$ 13,152	\$ -	\$ 54,382	\$ 5,821

GREATER CLARK COUNTY SCHOOLS
 COMBINING SCHEDULE OF RECEIPTS, DISBURSEMENTS,
 OTHER FINANCING SOURCES (USES), AND CASH AND
 INVESTMENT BALANCES - REGULATORY BASIS
 For the Year Ended June 30, 2017

	Extra- Curricular Activities II	Non-English Speaking Programs	School Technology	Career and Technical Performance Grant	Performance Based Awards	21st Century Scholars	21st Century Scholars FY17	Skill Up Grant	Charter School Innovation	Senator David Ford Technology
Cash and investments - beginning	\$ -	\$ 61,299	\$ 94,844	\$ -	\$ -	\$ 1	\$ -	\$ -	\$ -	\$ -
Receipts:										
Local sources	918	-	220	-	-	-	-	-	-	-
Intermediate sources	-	-	-	-	-	-	-	-	-	-
State sources	-	131,529	215,616	56,713	240,311	-	466	15,791	-	40,833
Federal sources	-	-	-	-	-	-	-	-	-	-
Temporary loans	-	-	-	-	-	-	-	-	-	-
Other receipts	-	-	-	-	-	-	-	-	-	-
Total receipts	<u>918</u>	<u>131,529</u>	<u>215,836</u>	<u>56,713</u>	<u>240,311</u>	<u>-</u>	<u>466</u>	<u>15,791</u>	<u>-</u>	<u>40,833</u>
Disbursements:										
Instruction	-	152,984	158,947	43,799	-	1	336	-	-	-
Support services	558	6,578	306,427	-	240,311	-	130	-	-	40,833
Noninstructional services	-	7,320	-	-	-	-	-	-	-	-
Facilities acquisition and construction	-	-	-	-	-	-	-	-	-	-
Debt service	-	-	-	-	-	-	-	-	-	-
Nonprogrammed charges	-	-	-	-	-	-	-	-	-	-
Interfund loans	-	-	-	-	-	-	-	-	-	-
Total disbursements	<u>558</u>	<u>166,882</u>	<u>465,374</u>	<u>43,799</u>	<u>240,311</u>	<u>1</u>	<u>466</u>	<u>-</u>	<u>-</u>	<u>40,833</u>
Excess (deficiency) of receipts over disbursements	<u>360</u>	<u>(35,353)</u>	<u>(249,538)</u>	<u>12,914</u>	<u>-</u>	<u>(1)</u>	<u>-</u>	<u>15,791</u>	<u>-</u>	<u>-</u>
Other financing sources (uses):										
Sale of capital assets	-	-	-	-	-	-	-	-	-	-
Transfers in	-	-	-	-	-	-	-	-	-	-
Transfers out	-	-	-	-	-	-	-	-	-	-
Total other financing sources (uses)	<u>-</u>	<u>-</u>	<u>-</u>	<u>-</u>	<u>-</u>	<u>-</u>	<u>-</u>	<u>-</u>	<u>-</u>	<u>-</u>
Excess (deficiency) of receipts and other financing sources over disbursements and other financing uses	<u>360</u>	<u>(35,353)</u>	<u>(249,538)</u>	<u>12,914</u>	<u>-</u>	<u>(1)</u>	<u>-</u>	<u>15,791</u>	<u>-</u>	<u>-</u>
Cash and investments - ending	<u>\$ 360</u>	<u>\$ 25,946</u>	<u>\$ (154,694)</u>	<u>\$ 12,914</u>	<u>\$ -</u>	<u>\$ -</u>	<u>\$ -</u>	<u>\$ 15,791</u>	<u>\$ -</u>	<u>\$ -</u>

GREATER CLARK COUNTY SCHOOLS
 COMBINING SCHEDULE OF RECEIPTS, DISBURSEMENTS,
 OTHER FINANCING SOURCES (USES), AND CASH AND
 INVESTMENT BALANCES - REGULATORY BASIS
 For the Year Ended June 30, 2017

	ITPC:IYTS Survey Proceeds	Miscellaneous/ YRBS Youth Risk Behavior Survey	Delinquent Children	P.L. 103-382 ECIA Title I	Title I - School Improvement FD FY16	Title I - School Improvement FD FY17	IDEA	PL105-17 IDEA Part B - TA Grant	Preschool Handicap	Team Nutrition Training Grants
Cash and investments - beginning	\$ 530	\$ 235	\$ (3,706)	\$ (361,938)	\$ (41,577)	\$ -	\$ (111,102)	\$ -	\$ (4,862)	\$ -
Receipts:										
Local sources	-	-	-	-	-	5	-	-	-	-
Intermediate sources	-	-	-	-	-	-	-	-	-	-
State sources	500	-	-	-	-	-	-	-	-	-
Federal sources	-	-	127,652	1,882,842	497,351	60,561	3,130,830	-	150,203	-
Temporary loans	-	-	-	-	-	-	-	-	-	-
Other receipts	-	-	-	-	-	-	-	-	-	-
Total receipts	500	-	127,652	1,882,842	497,351	60,566	3,130,830	-	150,203	-
Disbursements:										
Instruction	1,030	235	31,485	1,211,692	166,845	18,376	2,193,952	-	144,798	-
Support services	-	-	96,198	812,357	284,989	47,254	863,640	-	-	-
Noninstructional services	-	-	-	115,064	47,400	-	58,270	-	4,616	-
Facilities acquisition and construction	-	-	-	-	-	-	-	-	-	-
Debt service	-	-	-	-	-	-	-	-	-	-
Nonprogrammed charges	-	-	-	-	-	-	-	-	-	-
Interfund loans	-	-	-	-	-	-	-	-	-	-
Total disbursements	1,030	235	127,683	2,139,113	499,234	65,630	3,115,862	-	149,414	-
Excess (deficiency) of receipts over disbursements	(530)	(235)	(31)	(256,271)	(1,883)	(5,064)	14,968	-	789	-
Other financing sources (uses):										
Sale of capital assets	-	-	-	-	-	-	-	-	-	-
Transfers in	-	-	-	-	-	-	-	-	-	-
Transfers out	-	-	-	-	-	-	-	-	-	-
Total other financing sources (uses)	-	-	-	-	-	-	-	-	-	-
Excess (deficiency) of receipts and other financing sources over disbursements and other financing uses	(530)	(235)	(31)	(256,271)	(1,883)	(5,064)	14,968	-	789	-
Cash and investments - ending	\$ -	\$ -	\$ (3,737)	\$ (618,209)	\$ (43,460)	\$ (5,064)	\$ (96,134)	\$ -	\$ (4,073)	\$ -

GREATER CLARK COUNTY SCHOOLS
 COMBINING SCHEDULE OF RECEIPTS, DISBURSEMENTS,
 OTHER FINANCING SOURCES (USES), AND CASH AND
 INVESTMENT BALANCES - REGULATORY BASIS
 For the Year Ended June 30, 2017

	Other/ School Wellness Grant	Medicaid Reimbursement - Federal	Environmental Benefits Grant	Other Federal Programs	Improving Teacher Quality, No Child Left, Title II, Part A	E-Learning Regional Conference	Title III - English Proficiency Migrant	IAC/REG INIT GRT/ARTS PRJ SUPP	Payroll	Totals
Cash and investments - beginning	\$ -	\$ 295,544	\$ -	\$ -	\$ (54,496)	\$ (843)	\$ (4,264)	\$ -	\$ 1,070,667	\$ 23,298,621
Receipts:										
Local sources	-	-	-	-	-	-	-	-	-	41,273,004
Intermediate sources	-	-	-	-	-	-	-	-	-	209,897
State sources	-	-	-	-	-	-	-	-	-	71,535,867
Federal sources	1,473	306,481	-	95,533	357,694	12,291	82,274	3,694	-	10,746,334
Temporary loans	-	-	-	-	-	-	-	-	-	8,825,000
Other receipts	-	-	-	-	-	-	-	-	80,938,995	82,358,646
Total receipts	1,473	306,481	-	95,533	357,694	12,291	82,274	3,694	80,938,995	214,948,748
Disbursements:										
Instruction	-	394,297	-	104,153	173,311	-	87,142	4,925	-	58,952,930
Support services	1,473	31,544	-	-	153,507	11,575	-	-	-	33,105,178
Noninstructional services	-	-	-	-	23,519	-	-	-	-	7,040,941
Facilities acquisition and construction	-	-	-	-	-	-	-	-	-	4,610,093
Debt service	-	-	-	-	-	-	-	-	-	18,811,892
Nonprogrammed charges	-	-	-	-	9,124	-	-	-	-	12,442,926
Interfund loans	-	-	-	-	-	-	-	-	80,566,127	81,791,600
Total disbursements	1,473	425,841	-	104,153	359,461	11,575	87,142	4,925	80,566,127	216,755,560
Excess (deficiency) of receipts over disbursements	-	(119,360)	-	(8,620)	(1,767)	716	(4,868)	(1,231)	372,868	(1,806,812)
Other financing sources (uses):										
Sale of capital assets	-	-	-	-	-	-	-	-	-	12,899
Transfers in	-	31	-	-	-	-	-	-	-	3,409,556
Transfers out	-	(6,555)	-	-	-	-	-	-	-	(3,409,555)
Total other financing sources (uses)	-	(6,524)	-	-	-	-	-	-	-	12,900
Excess (deficiency) of receipts and other financing sources over disbursements and other financing uses	-	(125,884)	-	(8,620)	(1,767)	716	(4,868)	(1,231)	372,868	(1,793,912)
Cash and investments - ending	\$ -	\$ 169,660	\$ -	\$ (8,620)	\$ (56,263)	\$ (127)	\$ (9,132)	\$ (1,231)	\$ 1,443,535	\$ 21,504,709

GREATER CLARK COUNTY SCHOOLS
SCHEDULE OF LEASES AND DEBT
June 30, 2017

Lessor	Purpose	Annual Lease Payment	Lease Beginning Date	Lease Ending Date
Governmental activities:				
Greater Clark Building Corporation	Series 2011A-PVMS Plumbing/Elec	\$ 143,256	11/17/2011	6/30/2031
Greater Clark Building Corporation	Series 2012-PVMS HVAC	130,523	6/30/2012	12/31/2031
Greater Clark Building Corporation	Series 2011QZAB- BPES HVAC	120,631	6/30/2012	6/30/2031
Greater Clark Building Corporation	Series 2016 / Various	570,694	12/31/2016	12/31/2035
Greater Clark County School Building Corporation	Series 2014A & 2014B HS Projects (refunding replaces Series 2007 & 2008)	6,442,531	12/31/2014	12/31/2037
Greater Clark County School Building Corporation	Series 2015 / HS Radio/TV Projects	<u>989,250</u>	6/30/2016	12/31/2020
Total governmental activities		<u>8,396,885</u>		
Total of annual lease payments		<u>\$ 8,396,885</u>		

Type	Description of Debt Purpose	Ending Principal Balance	Principal and Interest Due Within One Year
Governmental activities:			
General obligation bonds	Pension Bonds Series 2013	\$ 8,835,000	\$ 1,257,478
General obligation bonds	Series 2011 / Corden Porter School Renovation	1,510,000	142,735
General obligation bonds	Series 2011 QSCB / Parkwood Elementary Renovation	1,275,000	206,876
Tax anticipation warrants	Cash Flow Purposes	8,825,000	8,988,643
Notes and loans payable	CSL # 1927 / Technology chromebooks	690,690	203,754
Notes and loans payable	CSL# 1686 / Technology Purposes	387,583	197,183
Notes and loans payable	CSL# 1715 / Technology Purposes	382,120	194,404
Notes and loans payable	CSL# 1817	587,190	201,113
Notes and loans payable	CSL# 1892 / Technology chromebooks	685,055	202,091
Notes and loans payable	CSL# 2852 / Technology chromebooks & eqpt	1,019,305	215,001
Notes and loans payable	CSL# 2908 / Technology (still in Draw Status!!!!Estimated pmt amt)	1,026,600	109,692
Notes and loans payable	CSL# 432 / Remocel Charlestown High School	<u>420,000</u>	<u>79,238</u>
Total governmental activities		<u>25,643,543</u>	<u>11,998,208</u>
Totals		<u>\$ 25,643,543</u>	<u>\$ 11,998,208</u>

GREATER CLARK COUNTY SCHOOLS
 SCHEDULE OF CAPITAL ASSETS
 June 30, 2017

Capital assets are reported at actual or estimated historical cost based on appraisals or deflated current replacement cost. Contributed or donated assets are reported at estimated fair value at the time received.

	Ending Balance
Governmental activities:	
Land	\$ 8,808,107
Buildings	311,503,436
Improvements other than buildings	24,421,567
Machinery, equipment, and vehicles	16,561,190
Construction in progress	8,000,000
Books and other	<u>875,000</u>
Total governmental activities	<u>370,169,300</u>
Total capital assets	<u>\$ 370,169,300</u>

(This page intentionally left blank.)

SUPPLEMENTAL AUDIT OF
FEDERAL AWARDS



STATE OF INDIANA
AN EQUAL OPPORTUNITY EMPLOYER

STATE BOARD OF ACCOUNTS
302 WEST WASHINGTON STREET
ROOM E418
INDIANAPOLIS, INDIANA 46204-2769

Telephone: (317) 232-2513
Fax: (317) 232-4711
Web Site: www.in.gov/sboa

INDEPENDENT AUDITOR'S REPORT ON COMPLIANCE FOR EACH MAJOR FEDERAL
PROGRAM AND ON INTERNAL CONTROL OVER COMPLIANCE

TO: THE OFFICIALS OF THE GREATER CLARK COUNTY SCHOOLS, CLARK COUNTY, INDIANA

Report on Compliance for Each Major Federal Program

We have audited the Greater Clark County Schools' (School Corporation) compliance with the types of compliance requirements described in the *OMB Compliance Supplement* that could have a direct and material effect on each of its major federal programs for the period of July 1, 2015 to June 30, 2017. The School Corporation's major federal programs are identified in the Summary of Auditor's Results section of the accompanying Schedule of Findings and Questioned Costs.

Management's Responsibility

Management is responsible for compliance with federal statutes, regulations, and the terms and conditions of its federal awards applicable to its federal programs.

Auditor's Responsibility

Our responsibility is to express an opinion on compliance for each of the School Corporation's major federal programs based on our audit of the types of compliance requirements referred to above. We conducted our audit of compliance in accordance with auditing standards generally accepted in the United States of America; the standards applicable to financial audits contained in *Government Auditing Standards*, issued by the Comptroller General of the United States; and the audit requirements of Title 2 U.S. Code of Federal Regulations Part 200, *Uniform Administrative Requirements, Cost Principles, and Audit Requirements for Federal Awards* (Uniform Guidance). Those standards and the Uniform Guidance require that we plan and perform the audit to obtain reasonable assurance about whether noncompliance with the types of compliance requirements referred to above that could have a direct and material effect on a major federal program occurred. An audit includes examining, on a test basis, evidence about the School Corporation's compliance with those requirements and performing such other procedures as we considered necessary in the circumstances.

We believe that our audit provides a reasonable basis for our opinion on compliance for each major federal program. However, our audit does not provide a legal determination of the School Corporation's compliance.

Opinion on Each Major Federal Program

In our opinion, the School Corporation complied, in all material respects, with the types of compliance requirements referred to above that could have a direct and material effect on each of its major federal programs for the period of July 1, 2015 to June 30, 2017.

INDEPENDENT AUDITOR'S REPORT ON COMPLIANCE FOR EACH MAJOR FEDERAL
PROGRAM AND ON INTERNAL CONTROL OVER COMPLIANCE
(Continued)

Other Matters

The results of our auditing procedures disclosed instances of noncompliance, which are required to be reported in accordance with the Uniform Guidance and which are described in the accompanying Schedule of Findings and Questioned Costs as items 2017-003, 2017-004, and 2017-005. Our opinion on each major federal program is not modified with respect to these matters.

The School Corporation's response to the noncompliance findings identified in our audit is described in the accompanying Corrective Action Plan. The School Corporation's response was not subjected to the auditing procedures applied in the audit of compliance and, accordingly, we express no opinion on the response.

Report on Internal Control over Compliance

Management of the School Corporation is responsible for establishing and maintaining effective internal control over compliance with the types of compliance requirements referred to above. In planning and performing our audit of compliance, we considered the School Corporation's internal control over compliance with the types of requirements that could have a direct and material effect on each major federal program to determine the auditing procedures that are appropriate in the circumstances for the purpose of expressing our opinion on compliance for each major federal program and to test and report on internal control over compliance in accordance with the Uniform Guidance, but not for the purpose of expressing an opinion on the effectiveness of internal control over compliance. Accordingly, we do not express an opinion on the effectiveness of the School Corporation's internal control over compliance.

A deficiency in internal control over compliance exists when the design or operation of a control over compliance does not allow management or employees, in the normal course of performing their assigned functions, to prevent, or detect and correct, noncompliance with a type of compliance requirement of a federal program on a timely basis. A material weakness in internal control over compliance is a deficiency, or a combination of deficiencies, in internal control over compliance, such that there is a reasonable possibility that material noncompliance with a type of compliance requirement of a federal program will not be prevented, or detected and corrected, on a timely basis. A significant deficiency in internal control over compliance is a deficiency, or a combination of deficiencies, in internal control over compliance with a type of compliance requirement of a federal program that is less severe than a material weakness in internal control over compliance, yet important enough to merit attention by those charged with governance.

Our consideration of internal control over compliance was for the limited purpose described in the first paragraph of this section and was not designed to identify all deficiencies in internal control over compliance that might be material weaknesses or significant deficiencies and, therefore, material weaknesses or significant deficiencies may exist that were not identified. We identified certain deficiencies in internal control over compliance, as described in the accompanying Schedule of Findings and Questioned Costs as items 2017-001, 2017-002, 2017-003, 2017-004, 2017-005, and 2017-006, that we consider to be material weaknesses.

The School Corporation's response to the internal control over compliance findings identified in our audit is described in the accompanying Corrective Action Plan. The School Corporation's response was not subjected to the auditing procedures applied in the audit of compliance and, accordingly, we express no opinion on the response.

INDEPENDENT AUDITOR'S REPORT ON COMPLIANCE FOR EACH MAJOR FEDERAL
PROGRAM AND ON INTERNAL CONTROL OVER COMPLIANCE
(Continued)

The purpose of this report on internal control over compliance is solely to describe the scope of our testing of internal control over compliance and the results of that testing based on the requirements of the Uniform Guidance. Accordingly, this report is not suitable for any other purpose.

Paul D. Joyce
Paul D. Joyce, CPA
State Examiner

December 19, 2018

SCHEDULE OF EXPENDITURES OF FEDERAL AWARDS AND ACCOMPANYING NOTES

The Schedule of Expenditures of Federal Awards and accompanying notes presented were approved by management of the School Corporation. The schedule and notes are presented as intended by the School Corporation.

GREATER CLARK COUNTY SCHOOLS
 SCHEDULE OF EXPENDITURES OF FEDERAL AWARDS
 For the Years Ended June 30, 2016 and 2017

Federal Grantor Agency Cluster Title/Program Title/Project Title	Pass-Through Entity or Direct Grant	Federal CFDA Number	Pass-Through Entity (or Other) Identifying Number	Passed Through to Subrecipient 06-30-16	Total Federal Awards Expended 06-30-16	Passed Through to Subrecipient 06-30-17	Total Federal Awards Expended 06-30-17
<u>Department of Agriculture</u>							
Healthier US School Challenge: Smarter Lunchrooms Wilson Elementary - Silver Award Winner Healthier US School Challenge - Monetary Incentives	Direct Grant	10.543	FY17	\$ -	\$ -	\$ -	\$ 1,000
Child Nutrition Cluster School Breakfast Program School Breakfast School Breakfast	Indiana Department of Education	10.553	FY16 FY17	- -	1,209,231 -	- -	- 1,056,199
Total - School Breakfast Program				-	1,209,231	-	1,056,199
National School Lunch Program School Lunch School Snack School Lunch - Commodities School Lunch School Snack School Lunch - Commodities	Indiana Department of Education	10.555	FY16 FY16 FY16 FY17 FY17 FY17	- - - - - -	3,106,141 49,440 294,226 - - -	- - - - - -	- - - 2,704,279 49,923 340,095
Total - National School Lunch Program				-	3,449,807	-	3,094,297
Summer Food Service Program for Children Summer Food Program Summer Food Program	Indiana Department of Education	10.559	FY16 FY17	- -	58,036 -	- -	- 76,141
Total - Summer Food Service Program for Children				-	58,036	-	76,141
Total - Child Nutrition Cluster				-	4,717,074	-	4,226,637
Team Nutrition Grants Nutrition Grant	Indiana Department of Education	10.574	FY16	-	1,539	-	-
Fresh Fruit and Vegetable Program Fresh Fruit/Veg Fresh Fruit/Veg	Indiana Department of Education	10.582	FY16 FY17	- -	13,244 -	- -	- 21,463
Total - Fresh Fruit and Vegetable Program				-	13,244	-	21,463
Total - Department of Agriculture				-	4,731,857	-	4,249,100
<u>Department of Labor</u>							
WIA Cluster WIA Adult Program Work Ethic Certification Program	Indiana Department of Workforce Development	17.258	DISC - 665	-	-	-	1,533
Total - WIA Cluster				-	-	-	1,533
WIOA National Dislocated Worker Grants / WIA National Emergency Grants Work Ethics Certification Program	Indiana Department of Workforce Development	17.277	A70-5-071074	-	-	-	94,000
Total - Department of Labor				-	-	-	95,533
<u>National Endowment for the Humanities</u>							
Promotion of the Arts Partnership Agreements IAC Grant/Stewart	Indiana Arts Commission/Hanover College	45.025	APS-170001	-	-	-	3,694
Total - National Endowment for the Humanities				-	-	-	3,694
<u>Department of Education</u>							
Title I Grants to Local Educational Agencies Title I / Basic Grant FY 2015 Title I / Basic Grant FY 2016 Title I / Basic Grant FY 2017	Indiana Department of Education	84.010	15-1010 16-1010 17-1010	- - -	444,476 2,009,825 -	- - -	- 119,833 1,763,009
Total - Title I Grants to Local Educational Agencies				-	2,454,301	-	1,882,842
Title I State Agency Program for Neglected and Delinquent Children and Youth Title I / D Grant FY2015	Indiana Department of Education	84.013	15-1010	-	49,979	-	-

GREATER CLARK COUNTY SCHOOLS
SCHEDULE OF EXPENDITURES OF FEDERAL AWARDS
For the Years Ended June 30, 2016 and 2017

Federal Grantor Agency Cluster Title/Program Title/Project Title	Pass-Through Entity or Direct Grant	Federal CFDA Number	Pass-Through Entity (or Other) Identifying Number	Passed Through to Subrecipient 06-30-16	Total Federal Awards Expended 06-30-16	Passed Through to Subrecipient 06-30-17	Total Federal Awards Expended 06-30-17
Title I / D Grant FY 2016			16-1010	-	62,248	-	42,233
Title I / D Grant FY2017			17-1010	-	-	-	85,418
Total - Title I State Agency Program for Neglected and Delinquent Children and Youth				-	112,227	-	127,651
Special Education Cluster (IDEA)							
Special Education _Grants to States	Indiana Department of Education	84.027					
Idea Pt B Grant FY2014			14214-022-PN01	-	93,332	-	-
Idea Pt B Grant FY2015			14215-022-PN01	-	891,050	-	107,271
Idea Pt B Grant FY2016			14216-020-PN01	-	1,000,730	-	908,414
Idea Pt B Grant FY2017			14217-020-PN01	-	-	-	544,751
Pt B/TA FY2014			99914-022-PN01	-	22,439	-	-
Total - Special Education_Grants to States				-	2,007,551	-	1,560,436
Special Education_Preschool Grants	Indiana Department of Education	84.173					
Preschool Grant FY2014			45714-022-PN01	-	3,945	-	-
Preschool Grant FY2015			45715-022-PN01	-	93,168	-	773
Preschool Grant FY2016			45716-020-PN01	-	39,001	-	85,707
Preschool Grant FY2017			45717-020-PN01	-	-	-	23,565
Total - Special Education Preschool Grants				-	136,114	-	110,045
Total - Special Education Cluster (IDEA)				-	2,143,665	-	1,670,481
English Language Acquisition State Grants	Indiana Department of Education	84.365					
Title III Grant FY2015			01115-011-PN01	-	33,090	-	-
Title III Grant FY2016			01116-012-PN01	-	75,153	-	20,995
Title III Grant FY2017			01117-010-PN01	-	-	-	61,279
Total - English Language Acquisition State Grants				-	108,243	-	82,274
Supporting Effective Instruction State Grants (formerly Improving Teacher Quality State Grants)	Indiana Department of Education	84.367					
Title II/Pt A FY2014			14-1010	-	149,614	-	-
Title II/Pt A FY2015			S367A140013	-	222,852	-	22,105
Title II/Pt A-E Learning FY2015			A58-5-15CI-2462	-	9,802	-	-
Title II/Pt A FY2016			S367A150013	-	233,934	-	161,354
Title II/Pt A-E Learning FY2016			A58-6-16CI-3413	-	-	-	12,000
Title II/Pt A FY2017			S367A160013	-	-	-	174,234
Title II/Pt A-E Learning FY2017			17-1010	-	-	-	291
Total - Supporting Effective Instruction State Grants (formerly Improving Teacher Quality State Grants)				-	616,202	-	369,984
School Improvement Grants	Indiana Department of Education	84.377					
Title I School Improvement			S010A150014	-	11,800	-	48,200
Title I School Improvement			S010A160014	-	-	-	561
Title I School Improvement			S377A00120015	-	122,100	-	509,151
Total - School Improvement Grants				-	133,900	-	557,912
Total - Department of Education				-	5,568,538	-	4,691,144
<u>Department of Health and Human Services</u>							
Developmental Disabilities Basic Support and Advocacy Grants In Gov Cou/Trans Fair	Direct Grant	93.630	FY15	-	2,197	-	-
Assistance Programs for Chronic Disease Prevention and Control Other/School Wellness Grant	Direct Grant	93.945	U58DP004806	-	1,359	-	1,473
Total - Assistance Programs for Chronic Disease Prevention and Control				-	1,359	-	1,473
Total - Department of Health and Human Services				-	3,556	-	1,473
Total federal awards expended				\$ -	\$ 10,303,951	\$ -	\$ 9,040,944

The accompanying notes are an integral part of the Schedule of Expenditures of Federal Awards.

GREATER CLARK COUNTY SCHOOLS
NOTES TO SCHEDULE OF EXPENDITURES OF FEDERAL AWARDS

Note 1. Basis of Presentation

The accompanying Schedule of Expenditures of Federal Awards (SEFA) includes the federal grant activity of the School Corporation under programs of the federal government for the years ended June 30, 2016 and 2017. The information in the SEFA is presented in accordance with the requirements of Title 2 U.S. *Code of Federal Regulations* Part 200, *Uniform Administrative Requirements, Cost Principles, and Audit Requirements for Federal Awards* (Uniform Guidance). Because the SEFA presents only a select portion of the operations of the School Corporation, it is not intended to and does not present the financial position of the School Corporation.

The Uniform Guidance requires an annual audit of nonfederal entities expending a total amount of federal awards equal to or in excess of \$750,000 in any fiscal year unless by constitution or statute a less frequent audit is required. In accordance with Indiana Code (IC 5-11-1-25), audits of school corporations shall be conducted biennially. Such audits shall include both years within the biennial period.

Note 2. Summary of Significant Accounting Policies

Expenditures reported on the SEFA are reported on the cash basis of accounting. Such expenditures are recognized following, as applicable, either the cost principles in OMB Circular A-87, *Cost Principles for State, Local, and Indian Tribal Governments*, or the cost principles contained in the Uniform Guidance, wherein certain types of expenditures are not allowed or are limited as to reimbursement. When federal grants are received on a reimbursement basis, the federal awards are considered expended when the reimbursement is received. The School Corporation has elected not to use the 10 percent de minimis indirect cost rate allowed under the Uniform Guidance.

Note 3. Special Education Cooperative

The School Corporation is a member of the Clark County Special Education Co-Op (Co-Op), a special education cooperative. The Co-Op operates the special education programs for the School Corporation. As a result, some activity for the Special Education Cluster (IDEA) that is presented on the Schedule of Expenditures of Federal Awards is not presented as receipts and disbursements in the financial statement. The last day of operation for this Co-Op was June 30, 2017.

GREATER CLARK COUNTY SCHOOLS
SCHEDULE OF FINDINGS AND QUESTIONED COSTS

Section I - Summary of Auditor's Results

Financial Statement:

Type of auditor's report issued:	Adverse as to GAAP; Unmodified as to Regulatory Basis
Internal control over financial reporting:	
Material weakness identified?	no
Significant deficiency identified?	none reported
Noncompliance material to financial statement noted?	no

Federal Awards:

Internal control over major programs:	
Material weaknesses identified?	yes
Significant deficiency identified?	none reported
Any audit findings disclosed that are required to be reported in accordance with section 2 CFR 200.516(a)?	yes

Identification of Major Programs and type of auditor's report issued on compliance for each:

CFDA Number	Name of Federal Program or Cluster	Opinion Issued
84.010	Child Nutrition Cluster Title I Grants to Local Educational Agencies Special Education Cluster (IDEA)	Unmodified Unmodified Unmodified
84.367	Supporting Effective Instruction State Grants (formerly Improving Teacher Quality State Grants)	Unmodified

Dollar threshold used to distinguish between Type A and Type B programs: \$750,000

Auditee qualified as low-risk auditee?	no
--	----

Section II - Financial Statement Findings

No matters are reportable.

GREATER CLARK COUNTY SCHOOLS
SCHEDULE OF FINDINGS AND QUESTIONED COSTS
(Continued)

Section III - Federal Award Findings and Questioned Costs

FINDING 2017-001

Subject: School Breakfast Program and National School Lunch Program - Internal Controls over Cash Management, Eligibility, and Special Tests and Provisions - Paid Lunch Equity

Federal Agency: Department of Agriculture

Federal Programs: School Breakfast Program, National School Lunch Program

CFDA Numbers: 10.553, 10.555

Federal Award Numbers and Years (or Other Identifying Numbers): FY16, FY17

Pass-Through Entity: Indiana Department of Education

Compliance Requirements: Cash Management, Eligibility, Special Tests and Provisions - Paid Lunch Equity

Audit Finding: Material Weakness

Repeat Finding

This is a repeat finding from the immediately prior report. The prior audit finding numbers were 2015-002 and 2015-003.

Condition

An effective internal control system was not in place at the School Corporation to ensure compliance with requirements related to the grant agreement and the following compliance requirements: Cash Management, Eligibility, and Special Tests and Provisions - Paid Lunch Equity.

Cash Management

The School Corporation established the control that the Chief Financial Officer (CFO) would maintain a spreadsheet to document the balance of the School Lunch fund and the comparison to the three of the last twelve months' average expenditures. However, during the 2015-2016 school year, the spreadsheet maintained by the CFO did not contain evidence that the CFO was comparing the balance to the three months' average expenditures.

Eligibility

The federal income guidelines used to determine eligibility were uploaded into the school lunch software by the School Corporation's software vendor. The Confidential Clerical Secretary reviewed the guidelines that were uploaded to ensure that they were correct; however, there was no documentation of this review.

Special Tests and Provisions - Paid Lunch Equity (National School Lunch Program only)

The School Corporation established the control that the Food Service Director would complete the Paid Lunch Equity calculation and it would be reviewed by the CFO. However, there was no documentation of the review by the CFO to ensure the process for determining paid lunch equity was completed properly.

Context

The lack of controls over Cash Management was a systemic issue for the 2015-2016 school year. The lack of controls over Eligibility and Special Tests and Provisions - Paid Lunch Equity was a systemic issue throughout the audit period.

GREATER CLARK COUNTY SCHOOLS
SCHEDULE OF FINDINGS AND QUESTIONED COSTS
(Continued)

Criteria

OMB Circular A-133, Subpart C, section .300 states in part:

"The auditee shall: . . . (b) Maintain internal control over Federal programs that provides reasonable assurance that the auditee is managing Federal awards in compliance with laws, regulations, and the provisions of contracts or grant agreements that could have a material effect on each of its Federal programs. . . ."

2 CFR 200.303 states in part:

"The non-Federal entity must:

(a) Establish and maintain effective internal control over the Federal award that provides reasonable assurance that the non-Federal entity is managing the Federal award in compliance with Federal statutes, regulations, and the terms and conditions of the Federal award. These internal controls should be in compliance with guidance in 'Standards for Internal Control in the Federal Government' issued by the Comptroller General of the United States or the 'Internal Control Integrated Framework', issued by the Committee of Sponsoring Organizations of the Treadway Commission (COSO). . . ."

Cause

Management had not developed a system of internal controls to ensure compliance with the compliance requirements listed above.

Effect

The failure to establish an effective internal control system placed the School Corporation at risk of noncompliance with the grant agreement and the Cash Management, Eligibility, and Special Tests and Provisions - Paid Lunch Equity compliance requirements. A lack of segregation of duties within an internal control system could have also allowed noncompliance with the compliance requirements and allowed the misuse and mismanagement of federal funds and assets by not having proper oversight, reviews, and approvals over the activities of the programs.

Questioned Costs

There were no questioned costs identified.

Recommendation

We recommended that the School Corporation's management establish controls related to the grant agreement and the compliance requirements listed above.

Views of Responsible Officials

For the views of responsible officials, refer to the Corrective Action Plan that is part of this report.

GREATER CLARK COUNTY SCHOOLS
SCHEDULE OF FINDINGS AND QUESTIONED COSTS
(Continued)

FINDING 2017-002

Subject: Title I Grants to Local Educational Agencies - Allowable Costs/
Cost Principles, Special Tests and Provisions - Comparability
Federal Agency: Department of Education
Federal Program: Title I Grants to Local Educational Agencies
CFDA Number: 84.010
Federal Award Numbers and Years (or Other Identifying Numbers): 15-1010, 16-1010, 17-1010
Pass-Through Entity: Indiana Department of Education
Compliance Requirements: Allowable Costs/Cost Principles, Special Tests and Provisions - Comparability
Audit Finding: Material Weakness

Repeat Finding

This is a repeat finding from the immediately prior audit. The prior audit finding numbers were 2015-006 and 2015-008.

Condition

An effective internal control system was not in place at the School Corporation in order to ensure compliance with requirements related to the grant agreement and the following compliance requirements: Allowable Costs/Cost Principles and Special Tests and Provisions - Comparability.

Allowable Costs/Cost Principals

Semi-Annual Certifications were prepared by the Title I Director's executive assistant and then certified by either the building principal or the Title I Director. However, there is no indication on the certifications that someone other than the certifying official prepared the forms. Therefore, we were unable to verify that the control was properly implemented.

Special Tests and Provisions - Comparability

The Title I Director was solely responsible for completing and submitting the required Comparability Reports. There was no oversight or approval process in place to ensure that Comparability Reports were accurate.

Context

This was a systemic issue throughout the audit period.

Criteria

OMB Circular A-133, Subpart C, section .300 states in part:

"The auditee shall: . . . (b) Maintain internal control over Federal programs that provides reasonable assurance that the auditee is managing Federal awards in compliance with laws, regulations, and the provisions of contracts or grant agreements that could have a material effect on each of its Federal programs. . . ."

GREATER CLARK COUNTY SCHOOLS
SCHEDULE OF FINDINGS AND QUESTIONED COSTS
(Continued)

2 CFR 200.303 states in part:

"The non-Federal entity must:

(a) Establish and maintain effective internal control over the Federal award that provides reasonable assurance that the non-Federal entity is managing the Federal award in compliance with Federal statutes, regulations, and the terms and conditions of the Federal award. These internal controls should be in compliance with guidance in 'Standards for Internal Control in the Federal Government' issued by the Comptroller General of the United States or the 'Internal Control Integrated Framework', issued by the Committee of Sponsoring Organizations of the Treadway Commission (COSO). . . ."

Cause

Management had not developed a system of internal controls to ensure compliance with the compliance requirements listed above.

Effect

The failure to establish an effective internal control system placed the School Corporation at risk of noncompliance with the grant agreement and the compliance requirements. A lack of segregation of duties within an internal control system could have also allowed noncompliance with the compliance requirements and allowed the misuse and mismanagement of federal funds and assets by not having proper oversight, reviews, and approvals over the activities of the program.

Questioned Costs

There were no questioned costs identified.

Recommendation

We recommended that the School Corporation's management establish controls related to the grant agreement and the compliance requirements listed above.

Views of Responsible Officials

For the views of responsible officials, refer to the Corrective Action Plan that is part of this report.

FINDING 2017-003

Subject: Title I Grants to Local Educational Agencies - Special Tests and Provisions - Annual Report Card/High School Graduation Rate

Federal Agency: Department of Education

Federal Program: Title I Grants to Local Educational Agencies

CFDA Number: 84.010

Federal Award Numbers and Years (or Other Identifying Numbers): 15-1010, 16-1010, 17-1010

Pass-Through Entity: Indiana Department of Education

Compliance Requirement: Special Tests and Provisions - Annual Report Card/High School Graduation Rate

Audit Findings: Material Weakness, Other Matters

GREATER CLARK COUNTY SCHOOLS
SCHEDULE OF FINDINGS AND QUESTIONED COSTS
(Continued)

Repeat Finding

This is a repeat finding from the immediately prior audit. The prior audit finding number was 2015-009.

Condition

An effective internal control system was not in place at the School Corporation to ensure compliance with requirements related to the grant agreement and the Special Tests and Provisions - Annual Report Card/High School Graduation Rate compliance requirement.

An effective internal control system was not in place to ensure that documentation supporting the removal of students from graduation cohorts meets the requirements of the pass-through entity.

For five of eighteen students tested, the records request document was not signed by an official of the receiving school. These five students all transferred out of state. All five requests were on an official document/letterhead, with contact names and numbers, but the document was not signed as required.

For eight of eighteen students tested, the student's STN was not included on the documentation as required. Seven of the eight were removed by parents for homeschooling, and the remaining student was a foreign exchange student returning to his home country.

Context

This was a systemic issue throughout the audit period.

Criteria

OMB Circular A-133, Subpart C, section .300 states in part:

"The auditee shall: . . . (b) Maintain internal control over Federal programs that provides reasonable assurance that the auditee is managing Federal awards in compliance with laws, regulations, and the provisions of contracts or grant agreements that could have a material effect on each of its Federal programs. . . ."

2 CFR 200.303 states in part:

"The non-Federal entity must:

(a) Establish and maintain effective internal control over the Federal award that provides reasonable assurance that the non-Federal entity is managing the Federal award in compliance with Federal statutes, regulations, and the terms and conditions of the Federal award. These internal controls should be in compliance with guidance in 'Standards for Internal Control in the Federal Government' issued by the Comptroller General of the United States or the 'Internal Control Integrated Framework', issued by the Committee of Sponsoring Organizations of the Treadway Commission (COSO). . . ."

34 CFR 200.34(b)(3) states in part:

"To remove a student from the cohort, a school or LEA must confirm in writing that the student—

GREATER CLARK COUNTY SCHOOLS
SCHEDULE OF FINDINGS AND QUESTIONED COSTS
(Continued)

- (i) Transferred out, . . .
- (ii) Emigrated to another country;
- (iii) Transferred to a prison or juvenile facility after an adjudication of delinquency, . . .
- (iv) Is deceased."

2 CFR 200.207(a) states in part: "The Federal awarding agency or pass-through entity may impose additional specific award conditions as needed. . . ."

Indiana Department of Education's 2014 Graduation Rate Audit, Guidance & Information for Schools, Chapter 6 states in part: "Each piece of documentation provided must be clearly labeled with the student's STN and first and last name to be considered by the DOE."

Indiana Department of Education's 2014 Graduation Rate Audit, Guidance & Information for Schools, Chapter 6 lists required documentation for students who transferred out of state as: "On the receiving school's official letterhead: Signed transcript request or signed acknowledgement of enrollment."

Cause

Management of the School Corporation had not established an effective internal control system that would have ensured that the requirements over the Special Tests and Provisions - Annual Report Card/Graduation Rate were met.

Effect

The failure to establish internal controls enabled noncompliance to go undetected. The failure to comply with the grant agreement and the compliance requirement could have resulted in the loss of federal funds to the School Corporation.

Questioned Costs

There were no questioned costs identified.

Recommendation

We recommended that the School Corporation's management establish controls to ensure compliance with the Special Tests and Provisions - Annual Report Card/High School Graduation Rate compliance requirement.

Views of Responsible Officials

For the views of responsible officials, refer to the Corrective Action Plan that is part of this report.

GREATER CLARK COUNTY SCHOOLS
SCHEDULE OF FINDINGS AND QUESTIONED COSTS
(Continued)

FINDING 2017-004

Subject: Title I Grants to Local Educational Agencies - Special Tests and Provisions - Assessment System Security
Federal Agency: Department of Education
Federal Program: Title I Grants to Local Educational Agencies
CFDA Number: 84.010
Federal Award Numbers and Years (or Other Identifying Numbers): 15-1010, 16-1010, 17-1010
Pass-Through Entity: Indiana Department of Education
Compliance Requirement: Special Tests and Provisions - Assessment System Security
Audit Findings: Material Weakness, Other Matters

Condition

An effective internal control system was not in place at the School Corporation in order to ensure compliance with requirements related to the grant agreement and the Special Tests and Provisions - Assessment System Security compliance requirement.

An effective internal control system was not in place to ensure that a written test security policy, describing the School Corporation's policies and procedures for ensuring the security of assessment testing, was properly developed and implemented.

The School Corporation had a written test security policy that detailed who was responsible for each area of assessment test security and integrity. However, it did not provide a description of the procedures or plan that were in place to meet all of the assessment system security requirements.

Context

This was a systemic issue throughout the audit period.

Criteria

OMB Circular A-133, Subpart C, section .300 states in part:

"The auditee shall: . . . (b) Maintain internal control over Federal programs that provides reasonable assurance that the auditee is managing Federal awards in compliance with laws, regulations, and the provisions of contracts or grant agreements that could have a material effect on each of its Federal programs. . . ."

2 CFR 200.303 states in part:

"The non-Federal entity must:

(a) Establish and maintain effective internal control over the Federal award that provides reasonable assurance that the non-Federal entity is managing the Federal award in compliance with Federal statutes, regulations, and the terms and conditions of the Federal award. These internal controls should be in compliance with guidance in 'Standards for Internal Control in the Federal Government' issued by the Comptroller General of the United States or the 'Internal Control Integrated Framework', issued by the Committee of Sponsoring Organizations of the Treadway Commission (COSO). . . ."

GREATER CLARK COUNTY SCHOOLS
SCHEDULE OF FINDINGS AND QUESTIONED COSTS
(Continued)

2 CFR 200.207(a) states in part: "The Federal awarding agency or pass-through entity may impose additional specific award conditions as needed. . . ."

Indiana Assessment Program Manual, Chapter 10, Section 9, Part D states in part:

"Locally developed written Test Security Policies should include, but not be limited to, the following:

A description of the entity's procedures/plan to"

Cause

Management of the School Corporation had not established an effective internal control system that would have ensured that the requirements over the Special Tests and Provisions - Assessment System Security were met.

Effect

The failure to establish internal controls enabled noncompliance to go undetected. The failure to comply with the grant agreement and the compliance requirement could have resulted in the loss of federal funds to the School Corporation.

Questioned Costs

There were no questioned costs identified.

Recommendation

We recommended that the School Corporation's management establish controls to ensure compliance with the Special Tests and Provisions - Assessment System Security compliance requirement.

Views of Responsible Officials

For the views of responsible officials, refer to the Corrective Action Plan that is part of this report.

FINDING 2017-005

Subject: Special Education Cluster (IDEA) - Procurement and Suspension and Debarment

Federal Agency: Department of Education

Federal Programs: Special Education_Grants to States, Special Education_Preschool Grants

CFDA Numbers: 84.027, 84.173

Federal Award Numbers and Years (or Other Identifying Numbers): 14214-022-PN01, 45714-022-PN01,
99914-022-PN01, 14215-022-PN01,
45715-022-PN01, 14216-020-PN01,
45716-020-PN01, 14217-022-PN01,
45717-020-PN01

Pass-Through Entity: Indiana Department of Education

Compliance Requirement: Procurement and Suspension and Debarment

Audit Findings: Material Weakness, Other Matters

GREATER CLARK COUNTY SCHOOLS
SCHEDULE OF FINDINGS AND QUESTIONED COSTS
(Continued)

Condition

The School Corporation was a member of the Clark County Special Education Co-Op (Co-Op), a special education cooperative. The Co-Op operated the special education programs on behalf of the School Corporation.

An effective internal control system was not in place at the Co-Op and there was no oversight by the School Corporation during the 2015-2016 and 2016-2017 school years in order to ensure compliance with requirements related to the grant agreement and the Procurement and Suspension and Debarment compliance requirement.

The Co-Op did not have internal controls in place to ensure the purchasing method used complied with the small purchases procurement method as described in the grant requirements.

The Co-Op did not present evidence that an adequate number of quotes were obtained for small purchases with estimated costs above \$3,500. Multiple personal service contracts were entered into without evidence of price or rate quotations being obtained.

In addition, a policy was not set up to verify suspension and debarment so that the contracts that were entered into on behalf of the Co-Op were not made with non-federal entities or individuals excluded from or ineligible for participation in federal assistance programs or activities.

Context

Documentation was not presented that would indicate that an adequate number of price or rate quotations were requested for personal service contracts prior to entering into contracts under grants 14215-022-PN01 and 14216-022-PN01. Through a discussion with the Special Education Director, it was determined that a process for procurement was not set in place by the Co-Op.

The School Corporation also did not verify that the vendors for the personal services contracts were not suspended or debarred prior to awarding the contracts.

Criteria

OMB Circular A-133, Subpart C, section .300 states in part:

"The auditee shall: . . . (b) Maintain internal control over Federal programs that provides reasonable assurance that the auditee is managing Federal awards in compliance with laws, regulations, and the provisions of contracts or grant agreements that could have a material effect on each of its Federal programs. . . ."

2 CFR 200.303 states in part:

"The non-Federal entity must:

(a) Establish and maintain effective internal control over the Federal award that provides reasonable assurance that the non-Federal entity is managing the Federal award in compliance with Federal statutes, regulations, and the terms and conditions of the Federal award. These internal controls should be in compliance with guidance in 'Standards for Internal Control in the Federal Government' issued by the Comptroller General of the United States or the 'Internal Control Integrated Framework', issued by the Committee of Sponsoring Organizations of the Treadway Commission (COSO). . . ."

GREATER CLARK COUNTY SCHOOLS
SCHEDULE OF FINDINGS AND QUESTIONED COSTS
(Continued)

34 CFR 80.36(d) states in part:

"Methods of procurement to be followed—

- (1) *Procurement by small purchase procedures.* Small purchase procedures are those relatively simple and informal procurement methods for securing services, supplies, or other property that do not cost more than the simplified acquisition threshold fixed at 41 U.S.C. 403(11). If small purchase procedures are used, price or rate quotations shall be obtained from an adequate number of qualified sources. . . ."

2 CFR 200.320 states in part:

"The non-Federal Entity must use one of the following methods of procurement. . . .

- (b) *Procurement by small purchase procedures.* Small purchase procedures are those relatively simple and informal procurement methods for securing services, supplies, or other property that do not cost more than the Simplified Acquisition Threshold. If small purchase procedures are used, price or rate quotations must be obtained from an adequate number of qualified sources. . . ."

2 CFR 180.300 states:

"When you enter into a covered transaction with another person at the next lower tier, you must verify that the person with whom you intend to do business is not excluded or disqualified.

You do this by:

- (a) Checking the SAM Exclusions; or
- (b) Collecting a certification from that person; or
- (c) Adding a clause or condition to the covered transaction with that person."

Cause

Management had not developed a system of internal controls that segregated key functions.

Effect

The failure to establish an effective internal control system enabled the School Corporation to be in noncompliance with the Procurement and Suspension and Debarment compliance requirement and the grant agreement.

Questioned Costs

There were no questioned costs identified.

Recommendation

We recommended that the School Corporation's management develop and implement procedures and establish controls to ensure compliance with the grant agreement and the Procurement and Suspension and Debarment compliance requirement.

GREATER CLARK COUNTY SCHOOLS
SCHEDULE OF FINDINGS AND QUESTIONED COSTS
(Continued)

Views of Responsible Officials

For the views of responsible officials, refer to the Corrective Action Plan that is part of this report.

FINDING 2017-006

Subject: Supporting Effective Instruction State Grants - Allowable Costs/Cost Principles

Federal Agency: Department of Education

Federal Program: Supporting Effective Instruction State Grants (formerly
Improving Teacher Quality State Grants)

CFDA Numbers: 84.367

Federal Award Numbers and Years (or Other Identifying Numbers): 14-1010, S367A140013,
S367A150013,
S367A160013

Pass-Through Entity: Indiana Department of Education

Compliance Requirement: Allowable Costs/Cost Principles

Audit Finding: Material Weakness

Repeat Finding

This is a repeat finding from the immediately prior audit. The prior audit finding number was 2015-005.

Condition

An effective internal control system was not in place at the School Corporation in order to ensure compliance with requirements related to the grant agreement and the Allowable Costs/Cost Principles compliance requirement.

Semi-Annual Certifications were prepared by the Title II Director's executive assistant and then certified by either the building principal or the Title II Director. However, there is no indication on the certifications that someone other than the certifying official prepared the forms. Therefore, we were unable to verify that the control was properly implemented.

Context

The lack of controls was a systemic issue, which occurred throughout the audit period.

Criteria

OMB Circular A-133, Subpart C, section .300 states in part:

"The auditee shall: . . . (b) Maintain internal control over Federal programs that provides reasonable assurance that the auditee is managing Federal awards in compliance with laws, regulations, and the provisions of contracts or grant agreements that could have a material effect on each of its Federal programs. . . ."

GREATER CLARK COUNTY SCHOOLS
SCHEDULE OF FINDINGS AND QUESTIONED COSTS
(Continued)

2 CFR 200.303 states in part:

"The non-Federal entity must:

(a) Establish and maintain effective internal control over the Federal award that provides reasonable assurance that the non-Federal entity is managing the Federal award in compliance with Federal statutes, regulations, and the terms and conditions of the Federal award. These internal controls should be in compliance with guidance in 'Standards for Internal Control in the Federal Government' issued by the Comptroller General of the United States or the 'Internal Control Integrated Framework', issued by the Committee of Sponsoring Organizations of the Treadway Commission (COSO). . . ."

Cause

Management had not developed a system of internal controls to ensure compliance with the compliance requirement listed above.

Effect

The failure to establish an effective internal control system placed the School Corporation at risk of noncompliance with the grant agreement and the compliance requirement. A lack of segregation of duties within an internal control system could have also allowed noncompliance with the compliance requirement and allowed the misuse and mismanagement of federal funds and assets by not having proper oversight, reviews, and approvals over the activities of the program.

Questioned Costs

There were no questioned costs identified.

Recommendation

We recommended that the School Corporation's management establish controls related to the grant agreement and the compliance requirement listed above.

Views of Responsible Officials

For the views of responsible officials, refer to the Corrective Action Plan that is part of this report.

(This page intentionally left blank.)

AUDITEE-PREPARED DOCUMENTS

The subsequent documents were provided by management of the School Corporation. The documents are presented as intended by the School Corporation.

SUMMARY SCHEDULE OF PRIOR AUDIT FINDINGS

Section II

Finding 2015-001

Fiscal year in which the finding initially occurred: 2015

Contact person responsible for corrective action: Dr. Thomas J. Dykiel

Contact Phone Number: 812-288-4802 X50121

Status of Audit Finding: On Going

As of the 2015 SEFA report as of September 29, 2016, the School Breakfast Program, National School Lunch Program and the Special Education Grants were included in the report.

The SEFA was maintained by the Deputy Treasurer. Instructions have been given to have the necessary information available for audit purposes.

FINDING 2015-002

Fiscal year in which the finding initially occurred: 2014 & 2015

Contact person responsible for corrective action: Dr. Thomas J. Dykiel

Contact Phone Number: 812-288-4802 X50121

Status of Audit Finding: On Going

Issue 1: Documentation of Cash Management is being kept by the CFO in compliance with the School Lunch Program.

Issue 2: The confidential secretary will verify in writing that was uploaded into the software system was correct.

Issue 3: Internal controls have been instituted to create separation of duties for determining Federal income guidelines are uploaded properly into the software system.

FINDING 2015-003

Fiscal year in which the finding initially occurred: 2014 & 2015

Contact person responsible for corrective action: Dr. Thomas J. Dykiel
Contact Phone Number: 812-288-4802 X50121

Status of Audit Finding: On Going

The Food Service Director and Confidential Secretary have segregated the duties for Special Tests and Provisions for the Paid Lunch Equity.

FINDING 2015-004

Fiscal year in which the finding initially occurred: 2014 & 2015
Contact person responsible for corrective action: Dr. Thomas J. Dykiel
Contact Phone Number: 812-288-4802 X50121

Status of Audit Finding: On Going

The Confidential Secretary responsible has been trained as to how to verify the eligibility status of people applying for Verification of Free and Reduced Price Applications.

FINDING 2015-005

Fiscal year in which the finding initially occurred: 2012, 2013, 2014 & 2015
Contact person responsible for corrective action: Dr. Thomas J. Dykiel
Contact Phone Number: 812-288-4802 X50121

Status of Audit Finding: On Going

Internal controls have been instituted to ensure compliance with the Semi-Annual Certifications of employees. The Director of the program and his Executive Assistant have been informed and trained as to the requirement for these programs.

FINDING 2015-006

Fiscal year in which the finding initially occurred: 2013, 2014 & 2015
Contact person responsible for corrective action: Dr. Thomas J. Dykiel
Contact Phone Number: 812-288-4802 X50121

Status of Audit Finding: On Going

The Director of the Title I program has been directed to contract directly with individuals and to have properly presented documentation for payment to them. The Director and Executive Assistant have been directed to comply with the Semi-Annual Certification process to ensure proper procedures for federal programs.

FINDING 2015-007

Fiscal year in which the finding initially occurred: 2013, 2014 & 2015
Contact person responsible for corrective action: Dr. Thomas J. Dykiel
Contact Phone Number: 812-288-4802 X50121

Status of Audit Finding: On Going

Segregation of duties has been completed to ensure compliance with this federal program. Also, the Director and Executive Assistant will verify the accuracy of the information submitted to ensure compliance.

FINDING 2015-008

Fiscal year in which the finding initially occurred: 2013, 2014 & 2015
Contact person responsible for corrective action: Dr. Thomas J. Dykiel
Contact Phone Number: 812-288-4802 X50121

Status of Audit Finding: On Going

Finding 1: Internal controls have been instituted to make sure that the Director isn't the only one performing consultations with private school officials. Other staff will be involved.

Finding 2: Segregation of duties has been instituted to ensure that the Title I Director isn't the only one responsible for completing and submitting the report.

Finding 3: The Director has been informed that all verification forms need to have the principal's signature or supervisor's signature on the form.


FINDING 2015-009

Fiscal year in which the finding initially occurred: 2013, 2014 & 2015
Contact person responsible for corrective action: Dr. Thomas J. Dykiel
Contact Phone Number: 812-288-4802 X50121

Status of Audit Finding: On Going

Finding 1: The principals have been instructed to make sure they have written documentation that a student has transferred to comply with Title I.

Finding 2: The principals have been instructed on how to handle GED students for graduation cohort numbers.



Dr. Thomas J. Dykiel
Chief Financial Officer

CORRECTIVE ACTION PLAN

FINDING 2017-001

Contact Person Responsible for Corrective Action: Dr. Thomas J. Dykiel
Contact Phone Number: 812-288-4802 x 50121

Views of Responsible Official:

We concur with the findings.

Description of Corrective Action Plan:

The Chief Financial Officer will show evidence of comparing the cash balance to the three months average expenditures to stay in compliance with the Federal Program.


The Confidential Clerical Secretary for food service reviews and will document the review performed to ensure that the Federal income guidelines uploaded into the school lunch software program by the School Corporation's software vendor are correct.

Monthly, the Food Service Director will meet with the Chief Financial Officer to determine the compliance with the Paid Lunch Equity Requirement and documentation will be developed for future audits. The Confidential Secretary will document the review of the Federal Guidelines to the information provided by the software vendor.

Both Confidential Secretaries will be involved in the verification of Free/Reduced Price Applications and document it with both of their signatures. Additional training will be given to both Confidential Secretaries to verify that they are using all available income in their determination of eligibility.

Anticipated Completion Date:

This was completed after the last audit but carried forward into this audit period.



Thomas J. Dykiel, Ed.D.
Chief Financial Officer
December 10, 2018

CORRECTIVE ACTION PLAN

FINDING 2017-002

Contact Person Responsible for Corrective Action: Dr. Thomas J. Dykiel
Contact Phone Number: 812-288-4802 x 50121

Views of Responsible Official:

We concur with the findings.

Description of Corrective Action Plan:

Additional training has been completed to make sure that we have separation of duties. The Comparability Reports and Time and Effort Logs are being signed off by the Superintendent.

Anticipated Completion Date:

This was completed after the last audit but carried forward into this audit period.



Thomas J. Dykiel, Ed.D.
Chief Financial Officer
December 10, 2018

CORRECTIVE ACTION PLAN

FINDING 2017-003

Contact Person Responsible for Corrective Action: Dr. Thomas J. Dykiel
Contact Phone Number: 812-288-4802 x 50121

Views of Responsible Official:

We concur with the findings.

Description of Corrective Action Plan:

Signatures will be requested, but after three attempts, we will stop sending a request. Schools have been instructed to include STN on the documentation with students leave the district.

Anticipated Completion Date:

This was completed after the last audit but carried forward into this audit period.



Thomas J. Dykiel, Ed.D.
Chief Financial Officer
December 10, 2018

CORRECTIVE ACTION PLAN

FINDING 2017-004

Contact Person Responsible for Corrective Action: Dr. Thomas J. Dykiel
Contact Phone Number: 812-288-4802 x 50121

Views of Responsible Official:


We concur with the findings.

Description of Corrective Action Plan:

All employees who could have access to the testing booklets have viewed the information sent out by the State. The testing coordinator has been instructed to create and provide a description of the procedures of the plan.

Anticipated Completion Date:

This was completed in November 2018 at an Administrative Council Meeting.



Thomas J. Dykiel, Ed.D.
Chief Financial Officer
December 10, 2018

CORRECTIVE ACTION PLAN

FINDING 2017-005

Contact Person Responsible for Corrective Action: Dr. Thomas J. Dykiel
Contact Phone Number: 812-288-4802 X50121


Views of Responsible Official:
We concur with the findings.

Description of Corrective Action Plan:

The Co-Op came to an end in 2017. Instructions have been given to the Special Education Director and all other directors to make sure that they have the proper documentation on personal service contracts showing price quotations. Small purchases over \$3,500 will have 2 competitive quotes. The director and his administrative assistant have been notified of this to have effective internal control system in place to ensure compliance with requirements of the grant and also with the Procurement and Suspension and Debarment compliance requirement. We will begin checking to make sure that vendors aren't suspended or disbarred.

Anticipated Completion Date:

This will be completed by January 1, 2019..



(Signature)

CFD

(Title)

12/12/18

(Date)

CORRECTIVE ACTION PLAN

FINDING 2017-006

Contact Person Responsible for Corrective Action: Dr. Thomas J. Dykiel
Contact Phone Number: 812-288-4802 x 50121

Views of Responsible Official:


We concur with the findings.

Description of Corrective Action Plan:

Semi-Annual Certifications prepared by the Executive Assistant will have their initials on the form showing that they have prepared them. Instructions have been given to the department to comply with this request.

Anticipated Completion Date:

January 1, 2019.



Thomas J. Dykiel, Ed.D.
Chief Financial Officer
December 10, 2018

OTHER REPORTS

In addition to this report, other reports may have been issued for the School Corporation. All reports can be found on the Indiana State Board of Accounts' website: <http://www.in.gov/sboa/>.