

STATE BOARD OF ACCOUNTS
302 West Washington Street
Room E418
INDIANAPOLIS, INDIANA 46204-2769

FINANCIAL STATEMENT AND
FEDERAL SINGLE AUDIT REPORT
OF

METROPOLITAN SCHOOL DISTRICT
OF WARREN TOWNSHIP
MARION COUNTY, INDIANA

July 1, 2015 to June 30, 2017



FILED
02/01/2019

TABLE OF CONTENTS

<u>Description</u>	<u>Page</u>
Schedule of Officials	2
Independent Auditor's Report	3-5
Independent Auditor's Report on Internal Control over Financial Reporting and on Compliance and Other Matters Based on an Audit of the Financial Statement Performed in Accordance with <i>Government Auditing Standards</i>	6-7
Financial Statement and Accompanying Notes:	
Statement of Receipts, Disbursements, Other Financing Sources (Uses), and Cash and Investment Balances - Regulatory Basis.....	11-13
Notes to Financial Statement	14-19
Other Information - Unaudited:	
Combining Schedules of Receipts, Disbursements, Other Financing Sources (Uses), and Cash and Investment Balances - Regulatory Basis.....	23-54
Schedule of Leases and Debt	55
Supplemental Audit of Federal Awards:	
Independent Auditor's Report on Compliance for Each Major Federal Program and on Internal Control over Compliance	58-60
Schedule of Expenditures of Federal Awards and Accompanying Notes:	
Schedule of Expenditures of Federal Awards.....	63-65
Notes to Schedule of Expenditures of Federal Awards	66
Schedule of Findings and Questioned Costs	67-76
Auditee-Prepared Documents:	
Summary Schedule of Prior Audit Findings.....	78-79
Corrective Action Plan	80-82
Other Reports.....	83

SCHEDULE OF OFFICIALS

<u>Office</u>	<u>Official</u>	<u>Term</u>
Treasurer	David Holt	07-01-15 to 12-31-18
Superintendent of Schools	Dr. Dena Cushenberry Dr. Timothy Hanson	07-01-15 to 06-30-18 07-01-18 to 12-31-18
President of the School Board	Susan Switzer Julie French Anthony Mendez Julie French	01-01-15 to 12-31-15 01-01-16 to 12-31-16 01-01-17 to 12-31-17 01-01-18 to 12-31-18



STATE OF INDIANA
AN EQUAL OPPORTUNITY EMPLOYER

STATE BOARD OF ACCOUNTS
302 WEST WASHINGTON STREET
ROOM E418
INDIANAPOLIS, INDIANA 46204-2769

Telephone: (317) 232-2513
Fax: (317) 232-4711
Web Site: www.in.gov/sboa

INDEPENDENT AUDITOR'S REPORT

TO: THE OFFICIALS OF THE METROPOLITAN SCHOOL DISTRICT
OF WARREN TOWNSHIP, MARION COUNTY, INDIANA

Report on the Financial Statement

We have audited the accompanying financial statement of the Metropolitan School District of Warren Township (School Corporation), which comprises the financial position and results of operations for the period of July 1, 2015 to June 30, 2017, and the related notes to the financial statement as listed in the Table of Contents.

Management's Responsibility for the Financial Statement

Management is responsible for the preparation and fair presentation of this financial statement in accordance with the financial reporting provisions of the Indiana State Board of Accounts as allowed by state statute (IC 5-11-1-6). Management is responsible for and has determined that the regulatory basis of accounting, as established by the Indiana State Board of Accounts, is an acceptable basis of presentation. Management is also responsible for the design, implementation, and maintenance of internal control relevant to the preparation and fair presentation of a financial statement that is free from material misstatement, whether due to fraud or error.

Auditor's Responsibility

Our responsibility is to express an opinion on this financial statement based on our audit. We conducted our audit in accordance with auditing standards generally accepted in the United States of America and the standards applicable to financial audits contained in *Government Auditing Standards*, issued by the Comptroller General of the United States. Those standards require that we plan and perform the audit to obtain reasonable assurance about whether the financial statement is free from material misstatement.

An audit involves performing procedures to obtain audit evidence about the amounts and disclosures in the financial statement. The procedures selected depend on the auditor's judgment, including the assessment of the risks of material misstatement of the financial statement, whether due to fraud or error. In making those risk assessments, the auditor considers internal control relevant to the School Corporation's preparation and fair presentation of the financial statement in order to design audit procedures that are appropriate in the circumstances, but not for the purpose of expressing an opinion on the effectiveness of the School Corporation's internal control. Accordingly, we express no such opinion. An audit also includes evaluating the appropriateness of accounting policies used and the reasonableness of significant accounting estimates made by management, as well as evaluating the overall presentation of the financial statement.

We believe that the audit evidence we have obtained is sufficient and appropriate to provide a basis for our audit opinion.

INDEPENDENT AUDITOR'S REPORT
(Continued)

Basis for Adverse Opinion on U.S. Generally Accepted Accounting Principles

As discussed in Note 1 to the financial statement, the School Corporation prepares its financial statement on the prescribed basis of accounting that demonstrates compliance with the reporting requirements established by the Indiana State Board of Accounts as allowed by state statute (IC 5-11-1-6), which is a basis of accounting other than accounting principles generally accepted in the United States of America.

The effects on the financial statement of the variances between the regulatory basis of accounting described in Note 1 and accounting principles generally accepted in the United States of America, although not reasonably determinable, are presumed to be material.

Adverse Opinion on U.S. Generally Accepted Accounting Principles

In our opinion, because of the significance of the matter discussed in the *Basis for Adverse Opinion on U.S. Generally Accepted Accounting Principles* paragraph, the financial statement referred to above does not present fairly, in accordance with accounting principles generally accepted in the United States of America, the financial position and results of operations of the School Corporation for the period of July 1, 2015 to June 30, 2017.

Opinion on Regulatory Basis of Accounting

In our opinion, the financial statement referred to above presents fairly, in all material respects, the financial position and results of operations of the School Corporation for the period of July 1, 2015 to June 30, 2017, in accordance with the financial reporting provisions of the Indiana State Board of Accounts described in Note 1.

Other Matters

Supplementary Information

Our audit was conducted for the purpose of forming an opinion on the School Corporation's financial statement. The accompanying Schedule of Expenditures of Federal Awards is presented for purposes of additional analysis as required by Title 2 U.S. *Code of Federal Regulations* Part 200, *Uniform Administrative Requirements, Cost Principles, and Audit Requirements for Federal Awards*, and is not a required part of the financial statement. Such information is the responsibility of management and was derived from and relates directly to the underlying accounting and other records used to prepare the financial statement. The information has been subjected to the auditing procedures applied in the audit of the financial statement and certain additional procedures, including comparing and reconciling such information directly to the underlying accounting and other records used to prepare the financial statement or to the financial statement itself, and other additional procedures in accordance with auditing standards generally accepted in the United States of America. In our opinion, the Schedule of Expenditures of Federal Awards is fairly stated, in all material respects, in relation to the financial statement taken as a whole.

Other Information

Our audit was conducted for the purpose of forming an opinion on the School Corporation's financial statement. The Combining Schedules of Receipts, Disbursements, Other Financing Sources (Uses), and Cash and Investment Balances - Regulatory Basis and Schedule of Leases and Debt, as listed in the Table of Contents, are presented for additional analysis and are not required parts of the financial statement. They have not been subjected to the auditing procedures applied by us in the audit of the financial statement and, accordingly, we express no opinion on them.

INDEPENDENT AUDITOR'S REPORT
(Continued)

Other Reporting Required by *Government Auditing Standards*

In accordance with *Government Auditing Standards*, we have also issued a report dated December 5, 2018, on our consideration of the School Corporation's internal control over financial reporting and our tests of its compliance with certain provisions of laws, regulations, contracts, grant agreements, and other matters. The purpose of that report is solely to describe the scope of our testing of internal control over financial reporting and compliance and the results of that testing and not to provide an opinion on the effectiveness of the School Corporation's internal control over financial reporting or on compliance. That report is an integral part of an audit performed in accordance with *Government Auditing Standards* in considering the School Corporation's internal control over financial reporting and compliance.


Paul D. Joyce, CPA
State Examiner

December 5, 2018



STATE OF INDIANA
AN EQUAL OPPORTUNITY EMPLOYER

STATE BOARD OF ACCOUNTS
302 WEST WASHINGTON STREET
ROOM E418
INDIANAPOLIS, INDIANA 46204-2769

Telephone: (317) 232-2513
Fax: (317) 232-4711
Web Site: www.in.gov/sboa

INDEPENDENT AUDITOR'S REPORT ON INTERNAL CONTROL OVER FINANCIAL REPORTING
AND ON COMPLIANCE AND OTHER MATTERS BASED ON AN AUDIT OF THE FINANCIAL
STATEMENT PERFORMED IN ACCORDANCE WITH *GOVERNMENT AUDITING STANDARDS*

TO: THE OFFICIALS OF THE METROPOLITAN SCHOOL DISTRICT
OF WARREN TOWNSHIP, MARION COUNTY, INDIANA

We have audited, in accordance with auditing standards generally accepted in the United States of America and the standards applicable to financial audits contained in *Government Auditing Standards*, issued by the Comptroller General of the United States, the financial statement of the Metropolitan School District of Warren Township (School Corporation), which comprises the financial position and results of operations for the period of July 1, 2015 to June 30, 2017, and the related notes to the financial statement, and have issued our report thereon dated December 5, 2018, wherein we noted the School Corporation followed accounting practices the Indiana State Board of Accounts prescribes rather than accounting principles generally accepted in the United States of America.

Internal Control over Financial Reporting

In planning and performing our audit of the financial statement, we considered the School Corporation's internal control over financial reporting (internal control) to determine the audit procedures that are appropriate in the circumstances for the purpose of expressing our opinion on the financial statement, but not for the purpose of expressing an opinion on the effectiveness of the School Corporation's internal control. Accordingly, we do not express an opinion on the effectiveness of the School Corporation's internal control.

A deficiency in internal control exists when the design or operation of a control does not allow management or employees, in the normal course of performing their assigned functions, to prevent, or detect and correct, misstatements on a timely basis. A material weakness is a deficiency, or combination of deficiencies, in internal control, such that there is a reasonable possibility that a material misstatement of the School Corporation's financial statement will not be prevented, or detected and corrected, on a timely basis. A significant deficiency is a deficiency, or combination of deficiencies, in internal control that is less severe than a material weakness, yet important enough to merit attention by those charged with governance.

Our consideration of internal control was for the limited purpose described in the first paragraph of this section and was not designed to identify all deficiencies in internal control that might be material weaknesses or significant deficiencies and, therefore, material weaknesses or significant deficiencies may exist that were not identified. We did identify certain deficiencies in internal control, described in the accompanying Schedule of Findings and Questioned Costs as item 2017-001, that we consider to be a material weakness.

INDEPENDENT AUDITOR'S REPORT ON INTERNAL CONTROL OVER FINANCIAL REPORTING
AND ON COMPLIANCE AND OTHER MATTERS BASED ON AN AUDIT OF THE FINANCIAL
STATEMENT PERFORMED IN ACCORDANCE WITH *GOVERNMENT AUDITING STANDARDS*
(Continued)

Compliance and Other Matters


As part of obtaining reasonable assurance about whether the School Corporation's financial statement is free of material misstatement, we performed tests of its compliance with certain provisions of laws, regulations, contracts, and grant agreements, noncompliance with which could have a direct and material effect on the determination of financial statement amounts. However, providing an opinion on compliance with those provisions was not an objective of our audit and, accordingly, we do not express such an opinion. The results of our tests disclosed no instances of noncompliance or other matters that are required to be reported under *Government Auditing Standards*.

Metropolitan School District of Warren Township's Response to Findings

The School Corporation's response to the findings identified in our audit is described in the accompanying Corrective Action Plan. The School Corporation's response was not subjected to the auditing procedures applied in the audit of the financial statement and, accordingly, we express no opinion on it.

Purpose of This Report

The purpose of this report is solely to describe the scope of our testing of internal control and compliance and the results of that testing, and not to provide an opinion on the effectiveness of the School Corporation's internal control or on compliance. This report is an integral part of an audit performed in accordance with *Government Auditing Standards* in considering the School Corporation's internal control and compliance. Accordingly, this communication is not suitable for any other purpose.


Paul D. Joyce, CPA
State Examiner

December 5, 2018

(This page intentionally left blank.)

FINANCIAL STATEMENT AND ACCOMPANYING NOTES

The financial statement and accompanying notes were approved by management of the School Corporation. The financial statement and notes are presented as intended by the School Corporation.

(This page intentionally left blank.)

METROPOLITAN SCHOOL DISTRICT OF WARREN TOWNSHIP
 STATEMENT OF RECEIPTS, DISBURSEMENTS,
 OTHER FINANCING SOURCES (USES), AND CASH AND
 INVESTMENT BALANCES - REGULATORY BASIS
 For the Years Ended June 30, 2016 and 2017

Fund	Cash and Investments 07-01-15	Receipts	Disbursements	Other Financing Sources (Uses)	Cash and Investments 06-30-16	Receipts	Disbursements	Other Financing Sources (Uses)	Cash and Investments 06-30-17
General	\$ 7,684,371	\$ 87,014,743	\$ 85,870,620	\$ 372,676	\$ 9,201,170	\$ 87,699,021	\$ 87,959,255	\$ 61,406	\$ 9,002,342
Debt Service	(139,216)	13,540,901	14,192,426	1,005,886	215,145	13,563,175	13,705,865	-	72,455
Retirement/Severance Bond Debt Service	706,183	738,948	439,245	(1,005,886)	-	-	-	-	-
Capital Projects	4,066,889	11,029,440	10,090,845	263,211	5,268,695	9,336,112	9,622,205	(497,309)	4,485,293
School Transportation	3,016,324	10,468,421	9,055,837	-	4,428,908	7,791,617	10,307,607	32,907	1,945,825
School Bus Replacement	914,693	918,380	1,199,431	-	633,642	730,634	1,142,514	-	221,762
Rainy Day	4,000,000	-	-	-	4,000,000	-	763,000	500,000	3,737,000
Retirement/Severance Bond	2,633,422	-	-	-	2,633,422	-	-	-	2,633,422
Construction	115,010	-	97,578	-	17,432	-	14,690	-	2,742
Series 1 - MSD Warren Safe Keeping Account	-	-	-	1,994,495	1,994,495	-	1,816,098	-	178,397
School Lunch	2,856,934	8,421,177	7,904,462	(309,305)	3,064,344	8,605,398	7,719,930	-	3,949,812
Textbook Rental	611,189	1,003,032	429,868	-	1,184,353	971,442	926,757	-	1,229,038
Levy Excess	-	-	-	-	-	32,907	-	(32,907)	-
Warren Performing Arts Center	135,972	197,346	221,800	-	111,518	137,801	130,983	-	118,336
Child Care Program	28,591	1,158,687	1,031,338	-	155,940	1,418,914	1,476,777	-	98,077
Alternative Education	-	119,602	119,602	-	-	149,819	149,819	-	-
Renaissance Program	-	1,976	792	-	1,184	2,288	859	-	2,613
FY15 Early Intervention Grant	1,732	-	1,732	-	-	-	-	-	-
FY16 Early Intervention Grant	-	-	-	-	-	85,040	85,040	-	-
FY17 Early Intervention Grant	-	-	-	-	-	61,181	-	-	61,181
Meaningful Mentoring Grant	-	-	-	-	-	22,963	15,172	-	7,791
FY12 WCHS Yoga for Heart and Mind	17	-	17	-	-	-	-	-	-
Dollar General Literacy	-	13,000	13,000	-	-	-	-	-	-
Raymond Park Intermediate Grant	-	2,420	1,252	-	1,168	1,700	991	-	1,877
Sonny Day Food Pantry - PTA	2,842	2,420	5,262	-	-	-	-	-	-
FY15 CMS - Math Hero Grant	620	-	620	-	-	-	-	-	-
FY15 CMS/CIA - Urban League Stem Grant	(181)	181	-	-	-	-	-	-	-
FY14 First Robotics - WCC	4,500	3,000	4,500	-	3,000	-	-	-	3,000
FY15 WCHS - Chemistry with Lego Bricks	(38)	-	(38)	-	-	-	-	-	-
FY15 CACFP - Indy Hunger Network	3,000	-	3,000	-	-	-	-	-	-
FY15 Expanding Author Visit - CMS/CIA	2,500	1,700	2,828	-	1,372	-	1,372	-	-
Chartwell's Donations	(1,000)	14,000	1,750	-	11,250	8,000	2,482	-	16,768
Food Service Grants	9,937	10,000	17,636	-	2,301	-	2,284	-	17
EA/BR BEE-BOT WAEF Collaborative Grant	301	-	301	-	-	-	-	-	-
Early Childhood Grants	(10,285)	19,310	9,025	-	-	-	-	-	-
BCGCI Summer Prog. - Lilly Endowment 2014	4,000	-	4,000	-	-	-	-	-	-
FY16 Continuing Education Grant - RR-NBM	1,466	-	-	-	1,466	-	-	-	1,466
Special Ed Grants	-	8,529	8,230	-	299	4,000	1,316	-	2,983
FY16 CMS/CIA - Urban League Stem Grant	-	9,927	9,927	-	-	-	-	-	-
Walker Career Center Grants	-	1,509	1,270	-	239	-	239	-	-
Brookview Grants	-	2,500	2,141	-	359	1,330	359	-	1,330
Grassy Creek Grants	-	5,915	3,315	-	2,600	2,830	2,222	-	3,208
WCHS Grants	-	2,500	2,500	-	-	-	-	-	-
Eastridge Grants	-	2,000	2,038	-	(38)	-	-	-	(38)
FY15 WCHS Band, Guard (Salesforce Found)	1,000	-	-	-	1,000	-	-	-	1,000
Stony Brook Middle School Grants	-	3,640	3,548	-	92	5,800	5,184	-	708
Early Childhood Center Grants	-	4,963	20,385	-	(15,422)	17,922	2,500	-	-
FY17 CMS/CIA - Urban League Stem Grant	-	-	-	-	-	-	4,196	-	(4,196)
Blended Learning	-	7,450	11,999	-	(4,549)	19,516	4,141	-	10,826
ISB Library - WCHS	11,250	-	-	-	11,250	10,000	-	-	21,250

METROPOLITAN SCHOOL DISTRICT OF WARREN TOWNSHIP
 STATEMENT OF RECEIPTS, DISBURSEMENTS,
 OTHER FINANCING SOURCES (USES), AND CASH AND
 INVESTMENT BALANCES - REGULATORY BASIS
 For the Years Ended June 30, 2016 and 2017

Fund	Cash and Investments 07-01-15	Receipts	Disbursements	Other Financing Sources (Uses)	Cash and Investments 06-30-16	Receipts	Disbursements	Other Financing Sources (Uses)	Cash and Investments 06-30-17
CICF - WCHS - Luttrell Memorial Scholarship	5,007	-	-	-	5,007	-	1,000	-	4,007
Instructional Support	2,380	-	85	-	2,295	-	2,295	-	-
WCHS - CICF - Library Collection Development	136	15,500	14,330	-	1,306	14,500	7,667	-	8,139
FY09 Common Goal Graduation Coaches	9,378	-	-	-	9,378	-	9,378	-	-
Wellness Center - Target Parent Training	5,437	2,500	1,158	-	6,779	2,500	941	-	8,338
FY15 Fuel Up to Play 60	508	-	508	-	-	-	-	-	-
FY00-01 Oasis Training	4,228	107	210	-	4,125	-	-	-	4,125
SME Foundation Prime Grant - WCC	10,062	-	3,899	-	6,163	-	-	-	6,163
FY02-04 Lilly #2001-1495-000	234,185	-	-	5,038	239,223	-	-	-	239,223
FY17 Lily Comprehensive Counseling	-	-	-	-	-	50,000	18,056	-	31,944
WAEF/Lilly Residency Grants	5,038	-	-	(5,038)	-	-	-	-	-
Extra-Curricular Activities	23,468	88,973	50,789	-	61,652	64,759	45,927	-	80,484
Donations	496	78	574	-	-	1,023	1,030	-	(7)
Warren Central High School	(142,315)	21,899	429	-	(120,845)	20,675	-	-	(100,170)
Recreational Activities	2,945	-	715	-	2,230	3,538	703	-	5,065
Transportation - Pepsi Fund	(17)	2,096	848	-	1,231	2,753	1,515	-	2,469
Service Bldg. - Pepsi Fund	1,089	917	1,254	-	752	813	757	-	808
FY13 WCC-Prostart National - FACS	2,329	-	1,296	-	1,033	-	-	-	1,033
WCC Mobile Media Production	(61,111)	74,560	27,012	-	(13,563)	17,550	14,864	-	(10,877)
Technology Repair (District)	(21,358)	18,489	36,699	-	(39,568)	62,563	59,881	-	(36,886)
Warren Retirement Dinner	2,063	2,600	5,379	-	(716)	1,500	140	-	644
Warrior Pride Clean Up	-	250	6,664	-	(6,414)	-	-	-	(6,414)
Special Projects	28,301	31,740	39,171	-	20,870	103,783	60,439	-	64,214
Bowen Foundation Certification Grant	2,506	-	-	-	2,506	-	-	-	2,506
Formative Assessment Grant	-	130,429	221,936	-	(91,507)	156,698	65,191	-	-
Walker Career Center - Equipment (Radio Tower)	1,100	-	-	-	1,100	-	-	-	1,100
Principal Leadership Academy	335,243	195,178	197,083	106,901	440,239	180,109	196,928	-	423,420
FY15 Adult and Continuing Education	(193,923)	306,316	116,232	-	(3,839)	-	-	-	(3,839)
FY17 Adult and Continuing Education	-	-	-	-	-	611,828	943,669	-	(331,841)
Step Ahead	(6,056)	6,056	-	-	-	-	-	-	-
FY16 Adult and Continuing Education	-	541,525	755,769	-	(214,244)	308,475	93,076	-	1,155
Secured Schools Safety Grant	(7,710)	8,110	400	-	-	-	-	-	-
Medicaid Reimbursement - State	2,267	58,380	-	(51,380)	9,267	94,545	-	(61,406)	42,406
Non-English Speaking Programs	-	176,681	152,744	-	23,937	-	23,937	-	-
FY15 Non-English Speaking 51115-156	10,279	-	10,279	-	-	-	-	-	-
FY15 Non-English Speaking 51117-156	-	-	-	-	-	176,370	146,014	-	30,356
School Technology	507,105	129,082	300,844	-	335,343	353,727	60,774	-	628,296
Career and Technical Performance Grant	-	-	-	-	-	116,163	84,516	-	31,647
Performance Based Awards	(31,012)	181,368	148,691	-	1,665	-	283	-	1,382
Teacher Performance Awards	-	-	-	-	-	156,010	181,974	-	(25,964)
WCC - Building Trades	(33,896)	20	50,622	-	(84,498)	47	109,812	179,509	(14,754)
WCHS Jr. ROTC	-	43,882	43,882	-	-	55,707	5,675	-	50,032
Education to Go (ED2GO) - WCC	4,852	1,286	1,021	(5,117)	-	-	-	-	-
FY16 High Ability Grant	-	75,092	73,667	-	1,425	-	1,425	-	-
FY17 High Ability Grant	-	-	-	-	-	76,359	62,789	-	13,570
FY16 Dual Language Immersion	-	13,564	99,568	-	(86,004)	86,004	-	-	-
FY17 Dual Language Immersion	-	-	-	-	-	17,616	59,190	-	(41,574)
FY09 Acuity Project Site Visit - ST/EA	229	-	229	-	-	-	-	-	-
FY16 Title I Basic	-	2,368,148	2,629,433	-	(261,285)	1,177,914	916,643	-	(14)

METROPOLITAN SCHOOL DISTRICT OF WARREN TOWNSHIP
STATEMENT OF RECEIPTS, DISBURSEMENTS,
OTHER FINANCING SOURCES (USES), AND CASH AND
INVESTMENT BALANCES - REGULATORY BASIS
For the Years Ended June 30, 2016 and 2017

Fund	Cash and Investments 07-01-15	Receipts	Disbursements	Other Financing Sources (Uses)	Cash and Investments 06-30-16	Receipts	Disbursements	Other Financing Sources (Uses)	Cash and Investments 06-30-17
FY17 Title I Basic	-	-	-	-	-	2,155,511	2,583,480	-	(427,969)
FY15 Title I	(315,116)	822,897	507,781	-	-	-	-	-	-
FY16 SIG 1003(a) Grant	-	-	-	-	-	59,999	59,999	-	-
FY17 SIG 1003(a) Grant	-	-	-	-	-	-	53,234	-	(53,234)
FY15 Title I Distinguished School, Hawthorn	(485)	2,114	1,629	-	-	-	-	-	-
FY15 Title School Improvement Grants SMS	(24,632)	640,287	737,785	-	(122,130)	550,745	506,924	-	(78,309)
FY17 Title I School Improvement Grant SH	-	-	-	-	-	114,205	123,957	-	(9,752)
FY14 Part B Technical Assistance 84.027A	(4,900)	6,200	1,300	-	-	-	-	-	-
FY15 IDEA, Part B	(200,066)	445,791	263,398	-	(17,673)	152,960	135,287	-	-
FY16 IDEA, Part B	-	2,172,973	2,370,517	-	(197,544)	541,309	371,636	-	(27,871)
FY17 IDEA, Part B	-	-	-	-	-	2,089,486	2,538,397	-	(448,911)
FY14 IDEA, Part B	(43,093)	175,596	132,503	-	-	-	-	-	-
FY03 CSPD CFDA#84.027A	(34)	-	-	-	(34)	-	-	-	(34)
FY15 Preschool Section 619	(5,130)	12,758	7,628	-	-	-	-	-	-
FY16 Preschool Section 619	-	52,316	57,298	-	(4,982)	13,519	8,537	-	-
FY17 Preschool Section 619	-	-	-	-	-	47,575	59,634	-	(12,059)
FY04 IDEA Carryover Grant	(13,322)	-	-	-	(13,322)	-	-	-	(13,322)
FY14 Part B 619 Preschool	-	8,240	8,240	-	-	-	-	-	-
FY17 ABE Federal Grant	-	-	-	-	-	206,706	431,927	-	(225,221)
FY15 EL Civics Grant C1-5-ELC-4-33	(39,466)	39,466	-	-	-	-	-	-	-
FY16 EL Civics Grant	-	54,370	65,735	-	(11,365)	28,578	17,211	-	2
FY17 EL Civics Grant	-	-	-	-	-	48,610	50,677	-	(2,067)
FY15 ABE Federal C1-5-AE-4-58	(24,317)	27,298	3,847	-	(866)	-	(866)	-	-
FY16 ABE Federal	-	195,456	325,151	-	(129,695)	333,399	203,704	-	-
Medicaid Reimbursement - Federal	643,988	231,297	211,580	(11,991)	651,714	330,396	253,001	-	729,109
21st Century Comm Lmg Center 84.287	(32,798)	342,199	362,120	-	(52,719)	287,953	235,234	-	-
FY15 Perkins	(9,898)	66,635	56,737	-	-	-	245	-	(245)
FY16 Perkins	-	167,441	180,023	-	(12,582)	69,131	56,549	-	-
FY17 Perkins	-	-	-	-	-	177,852	254,092	-	(76,240)
FY15 McKinney-Vento Homeless 84.196	(7,524)	36,826	29,302	-	-	10,876	10,876	-	-
FY17 McKinney-Vento Homeless 84.196	-	-	-	-	-	9,954	23,624	-	(13,670)
FY14 Title II	-	163,268	193,197	-	(29,929)	90,924	60,995	-	-
FY13 Title II	(19,409)	30,467	11,058	-	-	-	-	-	-
FY15 Title II	-	-	287	-	(287)	120,968	166,779	-	(46,098)
FY17 Title III	-	-	-	-	-	121,878	128,704	-	(6,826)
FY14 Title III, Part A	(396)	2,848	2,452	-	-	-	-	-	-
FY15 Title III PD Grant	(16,816)	40,190	33,870	-	(10,496)	14,654	4,158	-	-
FY16 Title III PD Grant	-	98,817	112,139	-	(13,322)	29,129	46,109	-	(30,302)
Race to the Top	(90,467)	6,234,316	6,175,735	-	(31,886)	3,374,541	3,493,660	-	(151,005)
FY16 National School Lunch Equipment	-	20,000	20,000	-	-	-	-	-	-
Chi-Training	99,876	18,869	23,581	(101,784)	(6,620)	-	(6,620)	-	-
IDEA Part B (Arra Stimulus)	-	-	-	-	-	-	28,515	-	(28,515)
Payroll Clearing	(1,970,928)	50,241,975	51,834,189	-	(3,563,142)	50,606,365	53,084,073	-	(6,040,850)
Totals	\$ 25,290,323	\$ 201,573,353	\$ 199,506,584	\$ 2,257,706	\$ 29,614,798	\$ 196,180,162	\$ 204,024,078	\$ 182,200	\$ 21,953,082

The notes to the financial statement are an integral part of this statement.

METROPOLITAN SCHOOL DISTRICT OF WARREN TOWNSHIP
NOTES TO FINANCIAL STATEMENT

Note 1. Summary of Significant Accounting Policies

A. Reporting Entity

School Corporation, as used herein, shall include, but is not limited to, the following: school townships, school towns, school cities, consolidated school corporations, joint schools, metropolitan school districts, township school districts, county schools, united schools, school districts, cooperatives, educational service centers, community schools, community school corporations, and charter schools.

The School Corporation was established under the laws of the State of Indiana. The School Corporation operates under a Board of School Trustees form of government and provides educational services.

The accompanying financial statement presents the financial information for the School Corporation.

B. Basis of Accounting

The financial statement is reported on a regulatory basis of accounting prescribed by the Indiana State Board of Accounts in accordance with state statute (IC 5-11-1-6), which is a comprehensive basis of accounting other than accounting principles generally accepted in the United States of America. The basis of accounting involves the reporting of only cash and investments and the changes therein resulting from cash inflows (receipts) and cash outflows (disbursements) reported in the period in which they occurred.

The regulatory basis of accounting differs from accounting principles generally accepted in the United States of America, in that receipts are recognized when received in cash, rather than when earned, and disbursements are recognized when paid, rather than when a liability is incurred.

C. Cash and Investments

Investments are stated at cost. Any changes in fair value of the investments are reported as receipts in the year of the sale of the investment.

D. Receipts

Receipts are presented in the aggregate on the face of the financial statement. The aggregate receipts include the following sources:

Local sources. Amounts received from taxes, revenue from local governmental units other than school corporations, transfer tuition, transportation fees, investment income, food services, School Corporation activities, revenue from community service activities, and other revenue from local sources.

State sources. Amounts received as distributions from the State of Indiana that are to be used by the School Corporation for various purposes, including, but not limited to, the following: unrestricted grants, restricted grants, revenue in lieu of taxes, and revenue for or on behalf of the School Corporation.

METROPOLITAN SCHOOL DISTRICT OF WARREN TOWNSHIP
NOTES TO FINANCIAL STATEMENT
(Continued)

Federal sources. Amounts received as distributions from the federal government that are to be used by the School Corporation for various purposes, including, but not limited to, the following: unrestricted grants, restricted grants, revenue in lieu of taxes, and revenue for or on behalf of the School Corporation.

Temporary loans. Amounts received from a loan obtained to pay current expenses prior to the receipt of revenue from taxes levied for that purpose. These loans, sometimes designated tax anticipation warrants, must be repaid from the next semiannual distribution of local property taxes levied for such fund.

Other receipts. Amounts received from various sources, including, but not limited to, the following: return of petty cash, return of cash change, insurance claims for losses, sale of securities, and other receipts not listed in another category above.

E. Disbursements

Disbursements are presented in the aggregate on the face of the financial statement. The aggregate disbursements include the following uses:

Instruction. Amounts disbursed for regular programs, special programs, adult and continuing education programs, summer school programs, enrichment programs, remediation, and payments to other governmental units.

Support services. Amounts disbursed for support services related to students, instruction, general administration, school administration, outflows for central services, operation and maintenance of plant services, and student transportation.

Noninstructional services. Amounts disbursed for food service operations and community service operations.

Facilities acquisition and construction. Amounts disbursed for the acquisition, development, construction, and improvement of new and existing facilities.

Debt service. Amounts disbursed for fixed obligations resulting from financial transactions previously entered into by the School Corporation, including: all expenditures for the reduction of the principal and interest of the School Corporation's general obligation indebtedness.

Nonprogrammed charges. Amounts disbursed for donations to foundations, securities purchased, indirect costs, scholarships, and self-insurance payments.

F. Other Financing Sources and Uses

Other financing sources and uses are presented in the aggregate on the face of the financial statement. The aggregate other financing sources and uses include the following:

Proceeds of long-term debt. Amounts received in relation to the issuance of bonds or other long-term debt issues.

Sale of capital assets. Amounts received when land, buildings, or equipment owned by the School Corporation are sold.

METROPOLITAN SCHOOL DISTRICT OF WARREN TOWNSHIP
NOTES TO FINANCIAL STATEMENT
(Continued)

Transfers in. Amounts received by one fund as a result of transferring money from another fund. The transfers are used for cash flow purposes as provided by various statutory provisions.

Transfers out. Amounts paid by one fund to another fund. The transfers are used for cash flow purposes as provided by various statutory provisions.

G. Fund Accounting

Separate funds are established, maintained, and reported by the School Corporation. Each fund is used to account for amounts received from and used for specific sources and uses as determined by various regulations. Restrictions on some funds are set by statute while other funds are internally restricted by the School Corporation. The amounts accounted for in a specific fund may only be available for use for certain, legally-restricted purposes. Additionally, some funds are used to account for assets held by the School Corporation in a trustee capacity as an agent of individuals, private organizations, other funds, or other governmental units and, therefore, the funds cannot be used for any expenditures of the unit itself.

Note 2. Budgets

The operating budget is initially prepared and approved at the local level. The fiscal officer of the School Corporation submits a proposed operating budget to the governing board for the following calendar year. The budget is advertised as required by law. Prior to adopting the budget, the governing board conducts public hearings and obtains taxpayer comments. Prior to November 1, the governing board approves the budget for the next year. The budget for funds for which property taxes are levied or highway use taxes are received is subject to final approval by the Indiana Department of Local Government Finance.

Note 3. Property Taxes

Property taxes levied are collected by the County Treasurer and are scheduled to be distributed to the School Corporation in June and December; however, situations can arise which would delay the distributions. State statute (IC 6-1.1-17-16) requires the Indiana Department of Local Government Finance to establish property tax rates and levies by February 15. These rates were based upon the preceding year's lien date (March 1 in a year ending before January 1, 2016 and January 1 in a year beginning after December 31, 2015) assessed valuations adjusted for various tax credits. Taxable property is assessed at 100 percent of the true tax value (determined in accordance with rules and regulations adopted by the Indiana Department of Local Government Finance). Taxes may be paid in two equal installments which normally become delinquent if not paid by May 10 and November 10, respectively.

Note 4. Deposits and Investments

Deposits, made in accordance with state statute (IC 5-13), with financial institutions in the State of Indiana, at year end, should be entirely insured by the Federal Depository Insurance Corporation or by the Indiana Public Deposit Insurance Fund. This includes any deposit accounts issued or offered by a qualifying financial institution.

METROPOLITAN SCHOOL DISTRICT OF WARREN TOWNSHIP
NOTES TO FINANCIAL STATEMENT
(Continued)

State statutes authorize the School Corporation to invest in securities including, but not limited to, the following: federal government securities, repurchase agreements, and certain money market mutual funds. Certain other statutory restrictions apply to all investments made by local governmental units.

Note 5. Risk Management

The School Corporation may be exposed to various risks of loss related to torts; theft of, damage to, and destruction of assets; errors and omissions; job-related illnesses or injuries to employees; medical benefits to employees, retirees, and dependents; and natural disasters.

These risks can be mitigated through the purchase of insurance, establishment of a self-insurance fund, and/or participation in a risk pool. The purchase of insurance transfers the risk to an independent third-party. The establishment of a self-insurance fund allows the School Corporation to set aside money for claim settlements. The self-insurance fund would be included in the financial statement. The purpose of participation in a risk pool is to provide a medium for the funding and administration of the risks.

Note 6. Pension Plans

A. Public Employees' Retirement Fund

Plan Description

The Indiana Public Employees' Retirement Fund (PERF) is a defined benefit pension plan. PERF is a cost-sharing multiple-employer public employee retirement system, which provides retirement benefits to plan members and beneficiaries. All full-time employees are eligible to participate in this defined benefit plan. State statutes (IC 5-10.2 and 5-10.3) govern, through the Indiana Public Retirement System (INPRS) Board, most requirements of the system, and give the School Corporation authority to contribute to the plan. The PERF retirement benefit consists of the pension provided by employer contributions plus an annuity provided by the member's annuity savings account. The annuity savings account consists of members' contributions, set by state statute at 3 percent of compensation, plus the interest credited to the member's account. The employer may elect to make the contributions on behalf of the member.

INPRS administers the plan and issues a publicly available financial report that includes financial statements and required supplementary information for the plan as a whole and for its participants. That report may be obtained by contacting:

Indiana Public Retirement System
One North Capitol, Suite 001
Indianapolis, IN 46204
Ph. (888) 526-1687

Funding Policy and Annual Pension Cost

The contribution requirements of the plan members for PERF are established by the Board of Trustees of INPRS.

METROPOLITAN SCHOOL DISTRICT OF WARREN TOWNSHIP
NOTES TO FINANCIAL STATEMENT
(Continued)

B. Teachers' Retirement Fund

Plan Description

The Indiana Teachers' Retirement Fund (TRF) is a defined benefit pension plan. TRF is a cost-sharing multiple-employer public employee retirement system, which provides retirement benefits to plan members and beneficiaries. All employees engaged in teaching or in the supervision of teaching in the public schools of the State of Indiana are eligible to participate in TRF. State statute (IC 5-10.2) governs, through the Indiana Public Retirement System (INPRS) Board, most requirements of the system, and gives the School Corporation authority to contribute to the plan. The TRF retirement benefit consists of the pension provided by employer contributions plus an annuity provided by the member's annuity savings account. The annuity savings account consists of members' contributions, set by state statute at 3 percent of compensation, plus the interest credited to the member's account. The School Corporation may elect to make the contributions on behalf of the member.

INPRS issues a publicly available financial report that includes financial statements and required supplementary information for the TRF plan as a whole and for its participants. That report may be obtained by contacting:

Indiana Public Retirement System
One North Capitol, Suite 001
Indianapolis, IN 46204
Ph. (888) 286-3544

Funding Policy and Annual Pension Cost

The School Corporation contributes the employer's share to TRF for certified employees employed under a federally funded program and all the certified employees hired after July 1, 1995. The School Corporation currently receives partial funding, through the school funding formula, from the State of Indiana for this contribution. The employer's share of contributions for certified personnel who are not employed under a federally funded program and were hired before July 1, 1995, is considered to be an obligation of, and is paid by, the State of Indiana.

Note 7. Cash Balance Deficits

The financial statement contains some funds with deficits in cash. Negative balances in grant funds are due primarily to the time lapse between when expenditures are made by the School Corporation and when reimbursements are received from the granting agency. The reimbursements for expenditures made by the School Corporation were not received by June 30, 2017. The Warren Central High School fund was established as a reimbursable fund between the School Corporation and the High School Athletic Department for the purchase of a new scoreboard at the varsity stadium in 2014. The High School Athletic Department secured sponsorships to be received over a 10-year period to pay off the upfront costs to purchase the new scoreboard. The WCC Mobile Media Production fund was established to track a new vehicle that was purchased to haul the production trailer to each venue for FrontRunner Media. Revenues from awarded contracts are used to pay down the cost of the upfront vehicle purchase. The Technology Repair (District) fund is used to track repairs needed annually to electronic devices and charged back to parents. The WCC - Building Trades fund was established for the Walker Career Center to support the Building Trades class curriculum to build a new house each year. Expenses are paid during construction and then offset by the sale of the house.

METROPOLITAN SCHOOL DISTRICT OF WARREN TOWNSHIP
 NOTES TO FINANCIAL STATEMENT
 (Continued)

Note 8. Restatements

For the year ended June 30, 2016, certain changes have been made to some of the beginning balances of the financial statement to more appropriately reflect financial activity of the School Corporation. The following schedule presents a summary of restated beginning balances:

Fund	Balance as of June 30, 2015	New Fund	Prior Period Adjustment	Balance as of July 1, 2016
General	\$ 7,684,355	General	\$ 16	\$ 7,684,371
Medicaid Reimbursement	2,267	N/A	(2,267)	-

Note 9. Holding Corporations

The School Corporation has entered into a capital lease with MSD Warren Twp. Vision 2005 Bldg. Corp. (the lessor). The lessor was organized as a not-for-profit corporation pursuant to state statute for the purpose of financing and constructing or reconstructing facilities for lease to the School Corporation. The lessor has been determined to be a related-party of the School Corporation. Lease payments during the years 2016 and 2017 totaled \$12,470,000 and \$12,473,000, respectively.

The School Corporation has entered into a capital lease with School Bldg. Corp of Warren Twp. 2008 (the lessor). The lessor was organized as a not-for-profit corporation pursuant to state statute for the purpose of financing and constructing or reconstructing facilities for lease to the School Corporation. The lessor has been determined to be a related-party of the School Corporation. Lease payments during the year 2016 totaled \$1,017,000. The lease was paid off during the 2015-2016 school year.

Note 10. Other Postemployment Benefits

The School Corporation provides to eligible retirees and their spouses the following benefits: health, dental, and vision. These benefits pose a liability to the School Corporation for this year and in future years. Information regarding the benefits can be obtained by contacting the School Corporation.

Note 11. Combined Funds

Funds related to Adult Education, English Language Acquisition, and Improving Teaching Quality Grants were reported individually in the prior financial statement, but were combined into one fund for the current financial statement.

(This page intentionally left blank.)

OTHER INFORMATION - UNAUDITED

The School Corporation's Financial Reports can be found on the Indiana Department of Education website: <http://www.doe.in.gov/finance/school-financial-reports>. This website is maintained by the Indiana Department of Education. More current financial information is available from the School Corporation Treasurer's office. Additionally, some financial information of the School Corporation can be found on the Indiana Gateway for Government Units website: <https://gateway.ifionline.org/>.

Differences may be noted between the financial information presented in the financial statement contained in this report and the financial information presented in the School Corporation's Financial Reports referenced above. These differences, if any, are due to adjustments made to the financial information during the course of the audit. This is a common occurrence in any financial statement audit. The financial information presented in this report is audited information, and the accuracy of such information can be determined by reading the opinion given in the Independent Auditor's Report.

The other information presented was approved by management of the School Corporation. It is presented as intended by the School Corporation.

(This page intentionally left blank.)

METROPOLITAN SCHOOL DISTRICT OF WARREN TOWNSHIP
 COMBINING SCHEDULE OF RECEIPTS, DISBURSEMENTS,
 OTHER FINANCING SOURCES (USES), AND CASH AND
 INVESTMENT BALANCES - REGULATORY BASIS
 For the Year Ended June 30, 2016

	General	Debt Service	Retirement/ Severance Bond Debt Service	Capital Projects	School Transportation	School Bus Replacement	Rainy Day	Retirement/ Severance Bond	Construction
Cash and investments - beginning	\$ 7,684,371	\$ (139,216)	\$ 706,183	\$ 4,066,889	\$ 3,016,324	\$ 914,693	\$ 4,000,000	\$ 2,633,422	\$ 115,010
Receipts:									
Local sources	1,172,830	13,540,901	738,948	9,595,302	7,659,971	918,380	-	-	-
State sources	85,834,000	-	-	-	-	-	-	-	-
Federal sources	-	-	-	-	-	-	-	-	-
Temporary loans	-	-	-	1,434,138	2,797,478	-	-	-	-
Other receipts	7,913	-	-	-	10,972	-	-	-	-
Total receipts	87,014,743	13,540,901	738,948	11,029,440	10,468,421	918,380	-	-	-
Disbursements:									
Instruction	54,760,861	-	-	-	-	-	-	-	-
Support services	29,965,641	-	-	5,666,981	6,955,980	1,199,431	-	-	-
Noninstructional services	1,144,118	-	-	-	-	-	-	-	-
Facilities acquisition and construction	-	-	-	1,961,410	-	-	-	-	97,578
Debt service	-	14,192,426	439,245	2,462,454	2,099,857	-	-	-	-
Nonprogrammed charges	-	-	-	-	-	-	-	-	-
Total disbursements	85,870,620	14,192,426	439,245	10,090,845	9,055,837	1,199,431	-	-	97,578
Excess (deficiency) of receipts over disbursements	1,144,123	(651,525)	299,703	938,595	1,412,584	(281,051)	-	-	(97,578)
Other financing sources (uses):									
Proceeds of long-term debt	-	-	-	-	-	-	-	-	-
Sale of capital assets	-	-	-	263,211	-	-	-	-	-
Transfers in	372,676	1,005,886	-	-	-	-	-	-	-
Transfers out	-	-	(1,005,886)	-	-	-	-	-	-
Total other financing sources (uses)	372,676	1,005,886	(1,005,886)	263,211	-	-	-	-	-
Excess (deficiency) of receipts and other financing sources over disbursements and other financing uses	1,516,799	354,361	(706,183)	1,201,806	1,412,584	(281,051)	-	-	(97,578)
Cash and investments - ending	\$ 9,201,170	\$ 215,145	\$ -	\$ 5,268,695	\$ 4,428,908	\$ 633,642	\$ 4,000,000	\$ 2,633,422	\$ 17,432

METROPOLITAN SCHOOL DISTRICT OF WARREN TOWNSHIP
 COMBINING SCHEDULE OF RECEIPTS, DISBURSEMENTS,
 OTHER FINANCING SOURCES (USES), AND CASH AND
 INVESTMENT BALANCES - REGULATORY BASIS
 For the Year Ended June 30, 2016

	Series 1 - MSD Warren Safe Keeping Account	School Lunch	Textbook Rental	Levy Excess	Warren Performing Arts Center	Child Care Program	Alternative Education	Renaissance Program	FY15 Early Intervention Grant
Cash and investments - beginning	\$ -	\$ 2,856,934	\$ 611,189	\$ -	\$ 135,972	\$ 28,591	\$ -	\$ -	\$ 1,732
Receipts:									
Local sources	-	1,199,532	280,777	-	197,346	1,158,687	-	1,976	-
State sources	-	28,490	722,255	-	-	-	119,602	-	-
Federal sources	-	7,193,155	-	-	-	-	-	-	-
Temporary loans	-	-	-	-	-	-	-	-	-
Other receipts	-	-	-	-	-	-	-	-	-
Total receipts	-	8,421,177	1,003,032	-	197,346	1,158,687	119,602	1,976	-
Disbursements:									
Instruction	-	-	-	-	-	496,578	119,602	792	1,718
Support services	-	804	428,493	-	221,800	199,424	-	-	14
Noninstructional services	-	946,698	-	-	-	335,336	-	-	-
Facilities acquisition and construction	-	6,956,960	1,375	-	-	-	-	-	-
Debt service	-	-	-	-	-	-	-	-	-
Nonprogrammed charges	-	-	-	-	-	-	-	-	-
Total disbursements	-	7,904,462	429,868	-	221,800	1,031,338	119,602	792	1,732
Excess (deficiency) of receipts over disbursements	-	516,715	573,164	-	(24,454)	127,349	-	1,184	(1,732)
Other financing sources (uses):									
Proceeds of long-term debt	1,994,495	-	-	-	-	-	-	-	-
Sale of capital assets	-	-	-	-	-	-	-	-	-
Transfers in	-	-	-	-	-	-	-	-	-
Transfers out	-	(309,305)	-	-	-	-	-	-	-
Total other financing sources (uses)	1,994,495	(309,305)	-	-	-	-	-	-	-
Excess (deficiency) of receipts and other financing sources over disbursements and other financing uses	1,994,495	207,410	573,164	-	(24,454)	127,349	-	1,184	(1,732)
Cash and investments - ending	\$ 1,994,495	\$ 3,064,344	\$ 1,184,353	\$ -	\$ 111,518	\$ 155,940	\$ -	\$ 1,184	\$ -

METROPOLITAN SCHOOL DISTRICT OF WARREN TOWNSHIP
 COMBINING SCHEDULE OF RECEIPTS, DISBURSEMENTS,
 OTHER FINANCING SOURCES (USES), AND CASH AND
 INVESTMENT BALANCES - REGULATORY BASIS
 For the Year Ended June 30, 2016

	FY16 Early Intervention Grant	FY17 Early Intervention Grant	Meaningful Mentoring Grant	FY 12 WCHS Yoga for Heart and Mind	Dollar General Literacy	Raymond Park Intermediate Grant	Sonny Day Food Pantry - PTA	FY15 CMS - Math Hero Grant	FY15 CMS/CIA - Urban League Stem Grant
Cash and investments - beginning	\$ -	\$ -	\$ -	\$ 17	\$ -	\$ -	\$ 2,842	\$ 620	\$ (181)
Receipts:									
Local sources	-	-	-	-	13,000	2,420	2,420	-	181
State sources	-	-	-	-	-	-	-	-	-
Federal sources	-	-	-	-	-	-	-	-	-
Temporary loans	-	-	-	-	-	-	-	-	-
Other receipts	-	-	-	-	-	-	-	-	-
Total receipts	-	-	-	-	13,000	2,420	2,420	-	181
Disbursements:									
Instruction	-	-	-	17	-	1,252	-	620	-
Support services	-	-	-	-	13,000	-	-	-	-
Noninstructional services	-	-	-	-	-	-	5,262	-	-
Facilities acquisition and construction	-	-	-	-	-	-	-	-	-
Debt service	-	-	-	-	-	-	-	-	-
Nonprogrammed charges	-	-	-	-	-	-	-	-	-
Total disbursements	-	-	-	17	13,000	1,252	5,262	620	-
Excess (deficiency) of receipts over disbursements	-	-	-	(17)	-	1,168	(2,842)	(620)	181
Other financing sources (uses):									
Proceeds of long-term debt	-	-	-	-	-	-	-	-	-
Sale of capital assets	-	-	-	-	-	-	-	-	-
Transfers in	-	-	-	-	-	-	-	-	-
Transfers out	-	-	-	-	-	-	-	-	-
Total other financing sources (uses)	-	-	-	-	-	-	-	-	-
Excess (deficiency) of receipts and other financing sources over disbursements and other financing uses	-	-	-	(17)	-	1,168	(2,842)	(620)	181
Cash and investments - ending	\$ -	\$ -	\$ -	\$ -	\$ -	\$ 1,168	\$ -	\$ -	\$ -

METROPOLITAN SCHOOL DISTRICT OF WARREN TOWNSHIP
 COMBINING SCHEDULE OF RECEIPTS, DISBURSEMENTS,
 OTHER FINANCING SOURCES (USES), AND CASH AND
 INVESTMENT BALANCES - REGULATORY BASIS
 For the Year Ended June 30, 2016

	FY14 First Robotics - WCC	FY15 WCHS - Chemistry with Lego Bricks	FY15 CACFP - Indy Hunger Network	FY15 Expanding Author Visit - CMS/CIA	Chartwell's Donations	Food Service Grants	EA/BR BEE-BOT WAEF Collaborative Grant	Early Childhood Grants
Cash and investments - beginning	\$ 4,500	\$ (38)	\$ 3,000	\$ 2,500	\$ (1,000)	\$ 9,937	\$ 301	\$ (10,285)
Receipts:								
Local sources	3,000	-	-	1,700	14,000	10,000	-	19,310
State sources	-	-	-	-	-	-	-	-
Federal sources	-	-	-	-	-	-	-	-
Temporary loans	-	-	-	-	-	-	-	-
Other receipts	-	-	-	-	-	-	-	-
Total receipts	3,000	-	-	1,700	14,000	10,000	-	19,310
Disbursements:								
Instruction	4,500	(38)	-	2,828	-	-	301	9,025
Support services	-	-	-	-	-	-	-	-
Noninstructional services	-	-	3,000	-	1,750	17,636	-	-
Facilities acquisition and construction	-	-	-	-	-	-	-	-
Debt service	-	-	-	-	-	-	-	-
Nonprogrammed charges	-	-	-	-	-	-	-	-
Total disbursements	4,500	(38)	3,000	2,828	1,750	17,636	301	9,025
Excess (deficiency) of receipts over disbursements	(1,500)	38	(3,000)	(1,128)	12,250	(7,636)	(301)	10,285
Other financing sources (uses):								
Proceeds of long-term debt	-	-	-	-	-	-	-	-
Sale of capital assets	-	-	-	-	-	-	-	-
Transfers in	-	-	-	-	-	-	-	-
Transfers out	-	-	-	-	-	-	-	-
Total other financing sources (uses)	-	-	-	-	-	-	-	-
Excess (deficiency) of receipts and other financing sources over disbursements and other financing uses	(1,500)	38	(3,000)	(1,128)	12,250	(7,636)	(301)	10,285
Cash and investments - ending	\$ 3,000	\$ -	\$ -	\$ 1,372	\$ 11,250	\$ 2,301	\$ -	\$ -

METROPOLITAN SCHOOL DISTRICT OF WARREN TOWNSHIP
 COMBINING SCHEDULE OF RECEIPTS, DISBURSEMENTS,
 OTHER FINANCING SOURCES (USES), AND CASH AND
 INVESTMENT BALANCES - REGULATORY BASIS
 For the Year Ended June 30, 2016

	BCGCI Summer Prog. - Lilly Endowment 2014	FY16 Continuing Education Grant - RR-NBM	Special Ed Grants	FY16 CMS/CIA - Urban League Stem Grant	Walker Career Center Grants	Brookview Grants	Grassy Creek Grants	WCHS Grants	Eastridge Grants
Cash and investments - beginning	\$ 4,000	\$ 1,466	\$ -	\$ -	\$ -	\$ -	\$ -	\$ -	\$ -
Receipts:									
Local sources	-	-	8,529	9,927	1,509	2,500	5,915	2,500	2,000
State sources	-	-	-	-	-	-	-	-	-
Federal sources	-	-	-	-	-	-	-	-	-
Temporary loans	-	-	-	-	-	-	-	-	-
Other receipts	-	-	-	-	-	-	-	-	-
Total receipts	-	-	8,529	9,927	1,509	2,500	5,915	2,500	2,000
Disbursements:									
Instruction	-	-	8,230	9,927	1,270	2,141	3,315	2,500	2,038
Support services	-	-	-	-	-	-	-	-	-
Noninstructional services	4,000	-	-	-	-	-	-	-	-
Facilities acquisition and construction	-	-	-	-	-	-	-	-	-
Debt service	-	-	-	-	-	-	-	-	-
Nonprogrammed charges	-	-	-	-	-	-	-	-	-
Total disbursements	4,000	-	8,230	9,927	1,270	2,141	3,315	2,500	2,038
Excess (deficiency) of receipts over disbursements	(4,000)	-	299	-	239	359	2,600	-	(38)
Other financing sources (uses):									
Proceeds of long-term debt	-	-	-	-	-	-	-	-	-
Sale of capital assets	-	-	-	-	-	-	-	-	-
Transfers in	-	-	-	-	-	-	-	-	-
Transfers out	-	-	-	-	-	-	-	-	-
Total other financing sources (uses)	-	-	-	-	-	-	-	-	-
Excess (deficiency) of receipts and other financing sources over disbursements and other financing uses	(4,000)	-	299	-	239	359	2,600	-	(38)
Cash and investments - ending	\$ -	\$ 1,466	\$ 299	\$ -	\$ 239	\$ 359	\$ 2,600	\$ -	\$ (38)

METROPOLITAN SCHOOL DISTRICT OF WARREN TOWNSHIP
 COMBINING SCHEDULE OF RECEIPTS, DISBURSEMENTS,
 OTHER FINANCING SOURCES (USES), AND CASH AND
 INVESTMENT BALANCES - REGULATORY BASIS
 For the Year Ended June 30, 2016

	FY15 WCHS Band, Guard (Salesforce Found)	Stony Brook Middle School Grants	Early Childhood Center Grants	FY17 CMS/CIA - Urban League Stem Grant	Blended Learning	ISB Library - WCHS	CICF - WCHS - Luttrell Memorial Scholarship	Instructional Support	WCHS - CICF - Library Collection Development
Cash and investments - beginning	\$ 1,000	\$ -	\$ -	\$ -	\$ -	\$ 11,250	\$ 5,007	\$ 2,380	\$ 136
Receipts:									
Local sources	-	3,640	4,963	-	7,450	-	-	-	15,500
State sources	-	-	-	-	-	-	-	-	-
Federal sources	-	-	-	-	-	-	-	-	-
Temporary loans	-	-	-	-	-	-	-	-	-
Other receipts	-	-	-	-	-	-	-	-	-
Total receipts	-	3,640	4,963	-	7,450	-	-	-	15,500
Disbursements:									
Instruction	-	3,548	20,385	-	-	-	-	85	-
Support services	-	-	-	-	11,999	-	-	-	14,330
Noninstructional services	-	-	-	-	-	-	-	-	-
Facilities acquisition and construction	-	-	-	-	-	-	-	-	-
Debt service	-	-	-	-	-	-	-	-	-
Nonprogrammed charges	-	-	-	-	-	-	-	-	-
Total disbursements	-	3,548	20,385	-	11,999	-	-	85	14,330
Excess (deficiency) of receipts over disbursements	-	92	(15,422)	-	(4,549)	-	-	(85)	1,170
Other financing sources (uses):									
Proceeds of long-term debt	-	-	-	-	-	-	-	-	-
Sale of capital assets	-	-	-	-	-	-	-	-	-
Transfers in	-	-	-	-	-	-	-	-	-
Transfers out	-	-	-	-	-	-	-	-	-
Total other financing sources (uses)	-	-	-	-	-	-	-	-	-
Excess (deficiency) of receipts and other financing sources over disbursements and other financing uses	-	92	(15,422)	-	(4,549)	-	-	(85)	1,170
Cash and investments - ending	\$ 1,000	\$ 92	\$ (15,422)	\$ -	\$ (4,549)	\$ 11,250	\$ 5,007	\$ 2,295	\$ 1,306

METROPOLITAN SCHOOL DISTRICT OF WARREN TOWNSHIP
 COMBINING SCHEDULE OF RECEIPTS, DISBURSEMENTS,
 OTHER FINANCING SOURCES (USES), AND CASH AND
 INVESTMENT BALANCES - REGULATORY BASIS
 For the Year Ended June 30, 2016

	FY09 Common Goal Graduation Coaches	Wellness Center - Target Parent Training	FY15 Fuel Up to Play 60	FY00-01 Oasis Training	SME Foundation Prime Grant - WCC	FY02-04 Lilly #2001-1495-000	FY17 Lilly Comprehensive Counseling	WAEF/Lilly Residency Grants	Extra- Curricular Activities
Cash and investments - beginning	\$ 9,378	\$ 5,437	\$ 508	\$ 4,228	\$ 10,062	\$ 234,185	\$ -	\$ 5,038	\$ 23,468
Receipts:									
Local sources	-	2,500	-	107	-	-	-	-	88,973
State sources	-	-	-	-	-	-	-	-	-
Federal sources	-	-	-	-	-	-	-	-	-
Temporary loans	-	-	-	-	-	-	-	-	-
Other receipts	-	-	-	-	-	-	-	-	-
Total receipts	-	2,500	-	107	-	-	-	-	88,973
Disbursements:									
Instruction	-	-	-	-	3,899	-	-	-	-
Support services	-	1,158	-	210	-	-	-	-	50,789
Noninstructional services	-	-	508	-	-	-	-	-	-
Facilities acquisition and construction	-	-	-	-	-	-	-	-	-
Debt service	-	-	-	-	-	-	-	-	-
Nonprogrammed charges	-	-	-	-	-	-	-	-	-
Total disbursements	-	1,158	508	210	3,899	-	-	-	50,789
Excess (deficiency) of receipts over disbursements	-	1,342	(508)	(103)	(3,899)	-	-	-	38,184
Other financing sources (uses):									
Proceeds of long-term debt	-	-	-	-	-	-	-	-	-
Sale of capital assets	-	-	-	-	-	-	-	-	-
Transfers in	-	-	-	-	-	5,038	-	-	-
Transfers out	-	-	-	-	-	-	-	(5,038)	-
Total other financing sources (uses)	-	-	-	-	-	5,038	-	(5,038)	-
Excess (deficiency) of receipts and other financing sources over disbursements and other financing uses	-	1,342	(508)	(103)	(3,899)	5,038	-	(5,038)	38,184
Cash and investments - ending	\$ 9,378	\$ 6,779	\$ -	\$ 4,125	\$ 6,163	\$ 239,223	\$ -	\$ -	\$ 61,652

METROPOLITAN SCHOOL DISTRICT OF WARREN TOWNSHIP
 COMBINING SCHEDULE OF RECEIPTS, DISBURSEMENTS,
 OTHER FINANCING SOURCES (USES), AND CASH AND
 INVESTMENT BALANCES - REGULATORY BASIS
 For the Year Ended June 30, 2016

	Donations	Warren Central High School	Recreational Activities	Transportation - Pepsi Fund	Service Bldg. - Pepsi Fund	FY13 WCC- Prostart National - FACS	WCC Mobile Media Production	Technology Repair (District)	Warren Retirement Dinner
Cash and investments - beginning	\$ 496	\$ (142,315)	\$ 2,945	\$ (17)	\$ 1,089	\$ 2,329	\$ (61,111)	\$ (21,358)	\$ 2,063
Receipts:									
Local sources	78	21,899	-	2,096	917	-	74,560	18,489	2,600
State sources	-	-	-	-	-	-	-	-	-
Federal sources	-	-	-	-	-	-	-	-	-
Temporary loans	-	-	-	-	-	-	-	-	-
Other receipts	-	-	-	-	-	-	-	-	-
Total receipts	78	21,899	-	2,096	917	-	74,560	18,489	2,600
Disbursements:									
Instruction	-	-	-	-	-	-	-	-	-
Support services	-	429	125	848	1,254	-	2,012	36,699	5,379
Noninstructional services	574	-	-	-	-	1,296	8,791	-	-
Facilities acquisition and construction	-	-	590	-	-	-	16,209	-	-
Debt service	-	-	-	-	-	-	-	-	-
Nonprogrammed charges	-	-	-	-	-	-	-	-	-
Total disbursements	574	429	715	848	1,254	1,296	27,012	36,699	5,379
Excess (deficiency) of receipts over disbursements	(496)	21,470	(715)	1,248	(337)	(1,296)	47,548	(18,210)	(2,779)
Other financing sources (uses):									
Proceeds of long-term debt	-	-	-	-	-	-	-	-	-
Sale of capital assets	-	-	-	-	-	-	-	-	-
Transfers in	-	-	-	-	-	-	-	-	-
Transfers out	-	-	-	-	-	-	-	-	-
Total other financing sources (uses)	-	-	-	-	-	-	-	-	-
Excess (deficiency) of receipts and other financing sources over disbursements and other financing uses	(496)	21,470	(715)	1,248	(337)	(1,296)	47,548	(18,210)	(2,779)
Cash and investments - ending	\$ -	\$ (120,845)	\$ 2,230	\$ 1,231	\$ 752	\$ 1,033	\$ (13,563)	\$ (39,568)	\$ (716)

METROPOLITAN SCHOOL DISTRICT OF WARREN TOWNSHIP
 COMBINING SCHEDULE OF RECEIPTS, DISBURSEMENTS,
 OTHER FINANCING SOURCES (USES), AND CASH AND
 INVESTMENT BALANCES - REGULATORY BASIS
 For the Year Ended June 30, 2016

	Warrior Pride Clean Up	Special Projects	Bowen Foundation Certification Grant	Formative Assessment Grant	Walker Career Center - Equipment (Radio Tower)	Principal Leadership Academy	FY15 Adult and Continuing Education	FY17 Adult and Continuing Education	Step Ahead
Cash and investments - beginning	\$ -	\$ 28,301	\$ 2,506	\$ -	\$ 1,100	\$ 335,243	\$ (193,923)	\$ -	\$ (6,056)
Receipts:									
Local sources	250	29,434	-	-	-	195,178	-	-	-
State sources	-	-	-	130,429	-	-	-	-	-
Federal sources	-	-	-	-	-	-	306,316	-	6,056
Temporary loans	-	-	-	-	-	-	-	-	-
Other receipts	-	2,306	-	-	-	-	-	-	-
Total receipts	250	31,740	-	130,429	-	195,178	306,316	-	6,056
Disbursements:									
Instruction	-	36,394	-	-	-	165,055	89,403	-	-
Support services	-	2,777	-	221,936	-	32,028	26,829	-	-
Noninstructional services	6,664	-	-	-	-	-	-	-	-
Facilities acquisition and construction	-	-	-	-	-	-	-	-	-
Debt service	-	-	-	-	-	-	-	-	-
Nonprogrammed charges	-	-	-	-	-	-	-	-	-
Total disbursements	6,664	39,171	-	221,936	-	197,083	116,232	-	-
Excess (deficiency) of receipts over disbursements	(6,414)	(7,431)	-	(91,507)	-	(1,905)	190,084	-	6,056
Other financing sources (uses):									
Proceeds of long-term debt	-	-	-	-	-	-	-	-	-
Sale of capital assets	-	-	-	-	-	-	-	-	-
Transfers in	-	-	-	-	-	106,901	-	-	-
Transfers out	-	-	-	-	-	-	-	-	-
Total other financing sources (uses)	-	-	-	-	-	106,901	-	-	-
Excess (deficiency) of receipts and other financing sources over disbursements and other financing uses	(6,414)	(7,431)	-	(91,507)	-	104,996	190,084	-	6,056
Cash and investments - ending	\$ (6,414)	\$ 20,870	\$ 2,506	\$ (91,507)	\$ 1,100	\$ 440,239	\$ (3,839)	\$ -	\$ -

METROPOLITAN SCHOOL DISTRICT OF WARREN TOWNSHIP
 COMBINING SCHEDULE OF RECEIPTS, DISBURSEMENTS,
 OTHER FINANCING SOURCES (USES), AND CASH AND
 INVESTMENT BALANCES - REGULATORY BASIS
 For the Year Ended June 30, 2016

	FY16 Adult and Continuing Education	Secured Schools Safety Grant	Medicaid Reimbursement - State	Non-English Speaking Programs	FY15 Non- English Speaking 51115-156	FY15 Non- English Speaking 51117-156	School Technology	Career and Technical Performance Grant	Performance Based Awards
Cash and investments - beginning	\$ -	\$ (7,710)	\$ 2,267	\$ -	\$ 10,279	\$ -	\$ 507,105	\$ -	\$ (31,012)
Receipts:									
Local sources	-	-	-	-	-	-	-	-	-
State sources	-	8,110	58,380	176,681	-	-	2,244	-	181,368
Federal sources	541,525	-	-	-	-	-	126,838	-	-
Temporary loans	-	-	-	-	-	-	-	-	-
Other receipts	-	-	-	-	-	-	-	-	-
Total receipts	541,525	8,110	58,380	176,681	-	-	129,082	-	181,368
Disbursements:									
Instruction	650,265	-	-	152,333	10,279	-	-	-	148,691
Support services	105,504	400	-	411	-	-	300,844	-	-
Noninstructional services	-	-	-	-	-	-	-	-	-
Facilities acquisition and construction	-	-	-	-	-	-	-	-	-
Debt service	-	-	-	-	-	-	-	-	-
Nonprogrammed charges	-	-	-	-	-	-	-	-	-
Total disbursements	755,769	400	-	152,744	10,279	-	300,844	-	148,691
Excess (deficiency) of receipts over disbursements	(214,244)	7,710	58,380	23,937	(10,279)	-	(171,762)	-	32,677
Other financing sources (uses):									
Proceeds of long-term debt	-	-	-	-	-	-	-	-	-
Sale of capital assets	-	-	-	-	-	-	-	-	-
Transfers in	-	-	6,307	-	-	-	-	-	-
Transfers out	-	-	(57,687)	-	-	-	-	-	-
Total other financing sources (uses)	-	-	(51,380)	-	-	-	-	-	-
Excess (deficiency) of receipts and other financing sources over disbursements and other financing uses	(214,244)	7,710	7,000	23,937	(10,279)	-	(171,762)	-	32,677
Cash and investments - ending	\$ (214,244)	\$ -	\$ 9,267	\$ 23,937	\$ -	\$ -	\$ 335,343	\$ -	\$ 1,665

METROPOLITAN SCHOOL DISTRICT OF WARREN TOWNSHIP
 COMBINING SCHEDULE OF RECEIPTS, DISBURSEMENTS,
 OTHER FINANCING SOURCES (USES), AND CASH AND
 INVESTMENT BALANCES - REGULATORY BASIS
 For the Year Ended June 30, 2016

	Teacher Performance Awards	WCC - Building Trades	WCHS Jr. ROTC	Education to Go (ED2GO) - WCC	FY16 High Ability Grant	FY17 High Ability Grant	FY16 Dual Language Immersion	FY17 Dual Language Immersion	FY09 Acuity Project Site Visit - ST/EA
Cash and investments - beginning	\$ -	\$ (33,896)	\$ -	\$ 4,852	\$ -	\$ -	\$ -	\$ -	\$ 229
Receipts:									
Local sources	-	20	-	1,286	-	-	-	-	-
State sources	-	-	-	-	75,092	-	13,564	-	-
Federal sources	-	-	43,882	-	-	-	-	-	-
Temporary loans	-	-	-	-	-	-	-	-	-
Other receipts	-	-	-	-	-	-	-	-	-
Total receipts	-	20	43,882	1,286	75,092	-	13,564	-	-
Disbursements:									
Instruction	-	50,622	43,882	1,021	73,667	-	95,823	-	229
Support services	-	-	-	-	-	-	3,745	-	-
Noninstructional services	-	-	-	-	-	-	-	-	-
Facilities acquisition and construction	-	-	-	-	-	-	-	-	-
Debt service	-	-	-	-	-	-	-	-	-
Nonprogrammed charges	-	-	-	-	-	-	-	-	-
Total disbursements	-	50,622	43,882	1,021	73,667	-	99,568	-	229
Excess (deficiency) of receipts over disbursements	-	(50,602)	-	265	1,425	-	(86,004)	-	(229)
Other financing sources (uses):									
Proceeds of long-term debt	-	-	-	-	-	-	-	-	-
Sale of capital assets	-	-	-	-	-	-	-	-	-
Transfers in	-	-	-	-	-	-	-	-	-
Transfers out	-	-	-	(5,117)	-	-	-	-	-
Total other financing sources (uses)	-	-	-	(5,117)	-	-	-	-	-
Excess (deficiency) of receipts and other financing sources over disbursements and other financing uses	-	(50,602)	-	(4,852)	1,425	-	(86,004)	-	(229)
Cash and investments - ending	\$ -	\$ (84,498)	\$ -	\$ -	\$ 1,425	\$ -	\$ (86,004)	\$ -	\$ -

METROPOLITAN SCHOOL DISTRICT OF WARREN TOWNSHIP
 COMBINING SCHEDULE OF RECEIPTS, DISBURSEMENTS,
 OTHER FINANCING SOURCES (USES), AND CASH AND
 INVESTMENT BALANCES - REGULATORY BASIS
 For the Year Ended June 30, 2016

	FY16 Title I Basic	FY17 Title I Basic	FY15 Title I	FY16 SIG 1003(a) Grant	FY17 SIG 1003(a) Grant	FY15 Title I Distinguished School, Hawthorn	FY15 Title School Improvements Grants SMS	FY17 Title I School Improvement Grant SH	FY14 Part B Technical Assistance 84.027A
Cash and investments - beginning	\$ -	\$ -	\$ (315,116)	\$ -	\$ -	\$ (485)	\$ (24,632)	\$ -	\$ (4,900)
Receipts:									
Local sources	44,432	-	783	-	-	-	-	-	-
State sources	-	-	-	-	-	-	-	-	-
Federal sources	2,323,716	-	822,114	-	-	2,114	640,287	-	6,200
Temporary loans	-	-	-	-	-	-	-	-	-
Other receipts	-	-	-	-	-	-	-	-	-
Total receipts	2,368,148	-	822,897	-	-	2,114	640,287	-	6,200
Disbursements:									
Instruction	1,623,318	-	286,455	-	-	1,629	353,006	-	-
Support services	980,896	-	110,565	-	-	-	206,460	-	1,300
Noninstructional services	25,219	-	3,862	-	-	-	257	-	-
Facilities acquisition and construction	-	-	-	-	-	-	178,062	-	-
Debt service	-	-	-	-	-	-	-	-	-
Nonprogrammed charges	-	-	106,899	-	-	-	-	-	-
Total disbursements	2,629,433	-	507,781	-	-	1,629	737,785	-	1,300
Excess (deficiency) of receipts over disbursements	(261,285)	-	315,116	-	-	485	(97,498)	-	4,900
Other financing sources (uses):									
Proceeds of long-term debt	-	-	-	-	-	-	-	-	-
Sale of capital assets	-	-	-	-	-	-	-	-	-
Transfers in	-	-	-	-	-	-	-	-	-
Transfers out	-	-	-	-	-	-	-	-	-
Total other financing sources (uses)	-	-	-	-	-	-	-	-	-
Excess (deficiency) of receipts and other financing sources over disbursements and other financing uses	(261,285)	-	315,116	-	-	485	(97,498)	-	4,900
Cash and investments - ending	\$ (261,285)	\$ -	\$ -	\$ -	\$ -	\$ -	\$ (122,130)	\$ -	\$ -

METROPOLITAN SCHOOL DISTRICT OF WARREN TOWNSHIP
 COMBINING SCHEDULE OF RECEIPTS, DISBURSEMENTS,
 OTHER FINANCING SOURCES (USES), AND CASH AND
 INVESTMENT BALANCES - REGULATORY BASIS
 For the Year Ended June 30, 2016

	FY15 IDEA, Part B	FY16 IDEA, Part B	FY17 IDEA, Part B	FY14 IDEA, Part B	FY03 CSPD CFDA #84.027A	FY15 Preschool Section 619	FY16 Preschool Section 619	FY17 Preschool Section 619	FY04 IDEA Carryover Grant
Cash and investments - beginning	\$ (200,066)	\$ -	\$ -	\$ (43,093)	\$ (34)	\$ (5,130)	\$ -	\$ -	\$ (13,322)
Receipts:									
Local sources	-	-	-	-	-	-	-	-	-
State sources	-	-	-	-	-	-	-	-	-
Federal sources	445,791	2,172,973	-	175,596	-	12,758	52,316	-	-
Temporary loans	-	-	-	-	-	-	-	-	-
Other receipts	-	-	-	-	-	-	-	-	-
Total receipts	445,791	2,172,973	-	175,596	-	12,758	52,316	-	-
Disbursements:									
Instruction	182,756	1,671,057	-	64,341	-	7,628	57,298	-	-
Support services	80,642	699,460	-	68,162	-	-	-	-	-
Noninstructional services	-	-	-	-	-	-	-	-	-
Facilities acquisition and construction	-	-	-	-	-	-	-	-	-
Debt service	-	-	-	-	-	-	-	-	-
Nonprogrammed charges	-	-	-	-	-	-	-	-	-
Total disbursements	263,398	2,370,517	-	132,503	-	7,628	57,298	-	-
Excess (deficiency) of receipts over disbursements	182,393	(197,544)	-	43,093	-	5,130	(4,982)	-	-
Other financing sources (uses):									
Proceeds of long-term debt	-	-	-	-	-	-	-	-	-
Sale of capital assets	-	-	-	-	-	-	-	-	-
Transfers in	-	-	-	-	-	-	-	-	-
Transfers out	-	-	-	-	-	-	-	-	-
Total other financing sources (uses)	-	-	-	-	-	-	-	-	-
Excess (deficiency) of receipts and other financing sources over disbursements and other financing uses	182,393	(197,544)	-	43,093	-	5,130	(4,982)	-	-
Cash and investments - ending	\$ (17,673)	\$ (197,544)	\$ -	\$ -	\$ (34)	\$ -	\$ (4,982)	\$ -	\$ (13,322)

METROPOLITAN SCHOOL DISTRICT OF WARREN TOWNSHIP
 COMBINING SCHEDULE OF RECEIPTS, DISBURSEMENTS,
 OTHER FINANCING SOURCES (USES), AND CASH AND
 INVESTMENT BALANCES - REGULATORY BASIS
 For the Year Ended June 30, 2016

	FY14 Part B 619 Preschool	FY17 ABE Federal Grant	FY15 EL Civics Grant C1-5-ELC-4-33	FY16 EL Civics Grant	FY17 EL Civics Grant	FY15 ABE Federal C1-5-AE-4-58	FY16 ABE Federal	Medicaid Reimbursement - Federal	21st Century Comm Lmg Center 84.287
Cash and investments - beginning	\$ -	\$ -	\$ (39,466)	\$ -	\$ -	\$ (24,317)	\$ -	\$ 643,988	\$ (32,798)
Receipts:									
Local sources	-	-	-	-	-	-	-	-	-
State sources	-	-	-	-	-	-	-	-	-
Federal sources	8,240	-	39,466	54,370	-	27,298	195,456	231,297	342,199
Temporary loans	-	-	-	-	-	-	-	-	-
Other receipts	-	-	-	-	-	-	-	-	-
Total receipts	8,240	-	39,466	54,370	-	27,298	195,456	231,297	342,199
Disbursements:									
Instruction	1,092	-	-	65,735	-	1,324	101,812	21,979	-
Support services	7,148	-	-	-	-	2,523	223,339	189,601	-
Noninstructional services	-	-	-	-	-	-	-	-	362,120
Facilities acquisition and construction	-	-	-	-	-	-	-	-	-
Debt service	-	-	-	-	-	-	-	-	-
Nonprogrammed charges	-	-	-	-	-	-	-	-	-
Total disbursements	8,240	-	-	65,735	-	3,847	325,151	211,580	362,120
Excess (deficiency) of receipts over disbursements	-	-	39,466	(11,365)	-	23,451	(129,695)	19,717	(19,921)
Other financing sources (uses):									
Proceeds of long-term debt	-	-	-	-	-	-	-	-	-
Sale of capital assets	-	-	-	-	-	-	-	-	-
Transfers in	-	-	-	-	-	-	-	-	-
Transfers out	-	-	-	-	-	-	-	(11,991)	-
Total other financing sources (uses)	-	-	-	-	-	-	-	(11,991)	-
Excess (deficiency) of receipts and other financing sources over disbursements and other financing uses	-	-	39,466	(11,365)	-	23,451	(129,695)	7,726	(19,921)
Cash and investments - ending	\$ -	\$ -	\$ -	\$ (11,365)	\$ -	\$ (866)	\$ (129,695)	\$ 651,714	\$ (52,719)

METROPOLITAN SCHOOL DISTRICT OF WARREN TOWNSHIP
 COMBINING SCHEDULE OF RECEIPTS, DISBURSEMENTS,
 OTHER FINANCING SOURCES (USES), AND CASH AND
 INVESTMENT BALANCES - REGULATORY BASIS
 For the Year Ended June 30, 2016

	FY15 Perkins	FY16 Perkins	FY17 Perkins	FY15 McKinney- Vento Homeless 84.196	FY17 McKinney- Vento Homeless 84.196	FY14 Title II	FY13 Title II	FY15 Title II	FY17 Title III
Cash and investments - beginning	\$ (9,898)	\$ -	\$ -	\$ (7,524)	\$ -	\$ -	\$ (19,409)	\$ -	\$ -
Receipts:									
Local sources	-	-	-	-	-	-	-	-	-
State sources	-	-	-	-	-	-	-	-	-
Federal sources	66,635	167,441	-	36,826	-	163,268	30,467	-	-
Temporary loans	-	-	-	-	-	-	-	-	-
Other receipts	-	-	-	-	-	-	-	-	-
Total receipts	66,635	167,441	-	36,826	-	163,268	30,467	-	-
Disbursements:									
Instruction	49,037	167,551	-	9,798	-	-	11,058	-	-
Support services	2,915	12,472	-	11,680	-	193,197	-	287	-
Noninstructional services	-	-	-	7,824	-	-	-	-	-
Facilities acquisition and construction	-	-	-	-	-	-	-	-	-
Debt service	-	-	-	-	-	-	-	-	-
Nonprogrammed charges	4,785	-	-	-	-	-	-	-	-
Total disbursements	56,737	180,023	-	29,302	-	193,197	11,058	287	-
Excess (deficiency) of receipts over disbursements	9,898	(12,582)	-	7,524	-	(29,929)	19,409	(287)	-
Other financing sources (uses):									
Proceeds of long-term debt	-	-	-	-	-	-	-	-	-
Sale of capital assets	-	-	-	-	-	-	-	-	-
Transfers in	-	-	-	-	-	-	-	-	-
Transfers out	-	-	-	-	-	-	-	-	-
Total other financing sources (uses)	-	-	-	-	-	-	-	-	-
Excess (deficiency) of receipts and other financing sources over disbursements and other financing uses	9,898	(12,582)	-	7,524	-	(29,929)	19,409	(287)	-
Cash and investments - ending	\$ -	\$ (12,582)	\$ -	\$ -	\$ -	\$ (29,929)	\$ -	\$ (287)	\$ -

METROPOLITAN SCHOOL DISTRICT OF WARREN TOWNSHIP
 COMBINING SCHEDULE OF RECEIPTS, DISBURSEMENTS,
 OTHER FINANCING SOURCES (USES), AND CASH AND
 INVESTMENT BALANCES - REGULATORY BASIS
 For the Year Ended June 30, 2016

	FY14 Title III, Part A	FY15 Title III PD Grant	FY16 Title III PD Grant	Race to the Top	FY16 National School Lunch Equipment	Chi-Training	IDEA Part B (Arra Stimulus)	Payroll Clearing	Totals
Cash and investments - beginning	\$ (396)	\$ (16,816)	\$ -	\$ (90,467)	\$ -	\$ 99,876	\$ -	\$ (1,970,928)	\$ 25,290,323
Receipts:									
Local sources	-	-	-	-	-	18,869	-	-	37,097,585
State sources	2,848	40,190	98,817	-	-	-	-	-	87,492,070
Federal sources	-	-	-	6,234,316	20,000	-	-	-	22,488,916
Temporary loans	-	-	-	-	-	-	-	-	4,231,616
Other receipts	-	-	-	-	-	-	-	50,241,975	50,263,166
Total receipts	2,848	40,190	98,817	6,234,316	20,000	18,869	-	50,241,975	201,573,353
Disbursements:									
Instruction	-	23,218	109,863	3,865,574	-	23,581	-	-	65,672,168
Support services	-	10,652	2,276	2,063,870	-	-	-	-	50,338,719
Noninstructional services	-	-	-	-	-	-	-	-	2,874,915
Facilities acquisition and construction	-	-	-	-	20,000	-	-	-	9,232,184
Debt service	-	-	-	-	-	-	-	-	19,193,982
Nonprogrammed charges	2,452	-	-	246,291	-	-	-	51,834,189	52,194,616
Total disbursements	2,452	33,870	112,139	6,175,735	20,000	23,581	-	51,834,189	199,506,584
Excess (deficiency) of receipts over disbursements	396	6,320	(13,322)	58,581	-	(4,712)	-	(1,592,214)	2,066,769
Other financing sources (uses):									
Proceeds of long-term debt	-	-	-	-	-	-	-	-	1,994,495
Sale of capital assets	-	-	-	-	-	-	-	-	263,211
Transfers in	-	-	-	-	-	-	-	-	1,496,808
Transfers out	-	-	-	-	-	(101,784)	-	-	(1,496,808)
Total other financing sources (uses)	-	-	-	-	-	(101,784)	-	-	2,257,706
Excess (deficiency) of receipts and other financing sources over disbursements and other financing uses	396	6,320	(13,322)	58,581	-	(106,496)	-	(1,592,214)	4,324,475
Cash and investments - ending	\$ -	\$ (10,496)	\$ (13,322)	\$ (31,886)	\$ -	\$ (6,620)	\$ -	\$ (3,563,142)	\$ 29,614,798

METROPOLITAN SCHOOL DISTRICT OF WARREN TOWNSHIP
 COMBINING SCHEDULE OF RECEIPTS, DISBURSEMENTS,
 OTHER FINANCING SOURCES (USES), AND CASH AND
 INVESTMENT BALANCES - REGULATORY BASIS
 For the Year Ended June 30, 2017

	General	Debt Service	Retirement/ Severance Bond Debt Service	Capital Projects	School Transportation	School Bus Replacement	Rainy Day	Retirement/ Severance Bond	Construction
Cash and investments - beginning	\$ 9,201,170	\$ 215,145	\$ -	\$ 5,268,695	\$ 4,428,908	\$ 633,642	\$ 4,000,000	\$ 2,633,422	\$ 17,432
Receipts:									
Local sources	524,203	13,563,175	-	9,336,112	7,653,434	730,634	-	-	-
State sources	87,174,818	-	-	-	-	-	-	-	-
Federal sources	-	-	-	-	-	-	-	-	-
Other receipts	-	-	-	-	138,183	-	-	-	-
Total receipts	87,699,021	13,563,175	-	9,336,112	7,791,617	730,634	-	-	-
Disbursements:									
Instruction	57,133,567	-	-	-	-	-	-	-	-
Support services	29,469,259	-	-	6,205,217	7,996,725	1,142,514	263,000	-	-
Noninstructional services	1,356,429	-	-	-	-	-	-	-	-
Facilities acquisition and construction	-	-	-	1,779,450	-	-	-	-	14,690
Debt service	-	13,705,865	-	1,637,538	2,310,882	-	500,000	-	-
Nonprogrammed charges	-	-	-	-	-	-	-	-	-
Total disbursements	87,959,255	13,705,865	-	9,622,205	10,307,607	1,142,514	763,000	-	14,690
Excess (deficiency) of receipts over disbursements	(260,234)	(142,690)	-	(286,093)	(2,515,990)	(411,880)	(763,000)	-	(14,690)
Other financing sources (uses):									
Sale of capital assets	-	-	-	2,691	-	-	-	-	-
Transfers in	61,406	-	-	-	32,907	-	500,000	-	-
Transfers out	-	-	-	(500,000)	-	-	-	-	-
Total other financing sources (uses)	61,406	-	-	(497,309)	32,907	-	500,000	-	-
Excess (deficiency) of receipts and other financing sources over disbursements and other financing uses	(198,828)	(142,690)	-	(783,402)	(2,483,083)	(411,880)	(263,000)	-	(14,690)
Cash and investments - ending	\$ 9,002,342	\$ 72,455	\$ -	\$ 4,485,293	\$ 1,945,825	\$ 221,762	\$ 3,737,000	\$ 2,633,422	\$ 2,742

METROPOLITAN SCHOOL DISTRICT OF WARREN TOWNSHIP
 COMBINING SCHEDULE OF RECEIPTS, DISBURSEMENTS,
 OTHER FINANCING SOURCES (USES), AND CASH AND
 INVESTMENT BALANCES - REGULATORY BASIS
 For the Year Ended June 30, 2017

	Series 1 - MSD Warren Safe Keeping Account	School Lunch	Textbook Rental	Levy Excess	Warren Performing Arts Center	Child Care Program	Alternative Education	Renaissance Program	FY15 Early Intervention Grant
Cash and investments - beginning	\$ 1,994,495	\$ 3,064,344	\$ 1,184,353	\$ -	\$ 111,518	\$ 155,940	\$ -	\$ 1,184	\$ -
Receipts:									
Local sources	-	1,181,172	247,553	32,907	137,801	1,418,914	-	2,288	-
State sources	-	27,389	723,889	-	-	-	149,819	-	-
Federal sources	-	7,396,837	-	-	-	-	-	-	-
Other receipts	-	-	-	-	-	-	-	-	-
Total receipts	-	8,605,398	971,442	32,907	137,801	1,418,914	149,819	2,288	-
Disbursements:									
Instruction	-	-	-	-	-	852,781	149,819	859	-
Support services	-	1,306	912,269	-	130,983	209,275	-	-	-
Noninstructional services	-	857,473	-	-	-	414,721	-	-	-
Facilities acquisition and construction	1,816,098	6,861,151	14,488	-	-	-	-	-	-
Debt service	-	-	-	-	-	-	-	-	-
Nonprogrammed charges	-	-	-	-	-	-	-	-	-
Total disbursements	1,816,098	7,719,930	926,757	-	130,983	1,476,777	149,819	859	-
Excess (deficiency) of receipts over disbursements	(1,816,098)	885,468	44,685	32,907	6,818	(57,863)	-	1,429	-
Other financing sources (uses):									
Sale of capital assets	-	-	-	-	-	-	-	-	-
Transfers in	-	-	-	-	-	-	-	-	-
Transfers out	-	-	-	(32,907)	-	-	-	-	-
Total other financing sources (uses)	-	-	-	(32,907)	-	-	-	-	-
Excess (deficiency) of receipts and other financing sources over disbursements and other financing uses	(1,816,098)	885,468	44,685	-	6,818	(57,863)	-	1,429	-
Cash and investments - ending	\$ 178,397	\$ 3,949,812	\$ 1,229,038	\$ -	\$ 118,336	\$ 98,077	\$ -	\$ 2,613	\$ -

METROPOLITAN SCHOOL DISTRICT OF WARREN TOWNSHIP
 COMBINING SCHEDULE OF RECEIPTS, DISBURSEMENTS,
 OTHER FINANCING SOURCES (USES), AND CASH AND
 INVESTMENT BALANCES - REGULATORY BASIS
 For the Year Ended June 30, 2017

	FY16 Early Intervention Grant	FY17 Early Intervention Grant	Meaningful Mentoring Grant	FY 12 WCHS Yoga for Heart and Mind	Dollar General Literacy	Raymond Park Intermediate Grant	Sonny Day Food Pantry - PTA	FY15 CMS - Math Hero Grant	FY15 CMS/CIA - Urban League Stem Grant
Cash and investments - beginning	\$ -	\$ -	\$ -	\$ -	\$ -	\$ 1,168	\$ -	\$ -	\$ -
Receipts:									
Local sources	-	-	22,963	-	-	1,700	-	-	-
State sources	85,040	61,181	-	-	-	-	-	-	-
Federal sources	-	-	-	-	-	-	-	-	-
Other receipts	-	-	-	-	-	-	-	-	-
Total receipts	85,040	61,181	22,963	-	-	1,700	-	-	-
Disbursements:									
Instruction	85,040	-	-	-	-	991	-	-	-
Support services	-	-	15,172	-	-	-	-	-	-
Noninstructional services	-	-	-	-	-	-	-	-	-
Facilities acquisition and construction	-	-	-	-	-	-	-	-	-
Debt service	-	-	-	-	-	-	-	-	-
Nonprogrammed charges	-	-	-	-	-	-	-	-	-
Total disbursements	85,040	-	15,172	-	-	991	-	-	-
Excess (deficiency) of receipts over disbursements	-	61,181	7,791	-	-	709	-	-	-
Other financing sources (uses):									
Sale of capital assets	-	-	-	-	-	-	-	-	-
Transfers in	-	-	-	-	-	-	-	-	-
Transfers out	-	-	-	-	-	-	-	-	-
Total other financing sources (uses)	-	-	-	-	-	-	-	-	-
Excess (deficiency) of receipts and other financing sources over disbursements and other financing uses	-	61,181	7,791	-	-	709	-	-	-
Cash and investments - ending	\$ -	\$ 61,181	\$ 7,791	\$ -	\$ -	\$ 1,877	\$ -	\$ -	\$ -

METROPOLITAN SCHOOL DISTRICT OF WARREN TOWNSHIP
 COMBINING SCHEDULE OF RECEIPTS, DISBURSEMENTS,
 OTHER FINANCING SOURCES (USES), AND CASH AND
 INVESTMENT BALANCES - REGULATORY BASIS
 For the Year Ended June 30, 2017

	FY14 First Robotics - WCC	FY15 WCHS - Chemistry with Lego Bricks	FY15 CACFP - Indy Hunger Network	FY15 Expanding Author Visit - CMS/CIA	Chartwell's Donations	Food Service Grants	EA/BR BEE-BOT WAEF Collaborative Grant	Early Childhood Grants
Cash and investments - beginning	\$ 3,000	\$ -	\$ -	\$ 1,372	\$ 11,250	\$ 2,301	\$ -	\$ -
Receipts:								
Local sources	-	-	-	-	8,000	-	-	-
State sources	-	-	-	-	-	-	-	-
Federal sources	-	-	-	-	-	-	-	-
Other receipts	-	-	-	-	-	-	-	-
Total receipts	-	-	-	-	8,000	-	-	-
Disbursements:								
Instruction	-	-	-	1,303	-	-	-	-
Support services	-	-	-	69	-	-	-	-
Noninstructional services	-	-	-	-	1,482	2,284	-	-
Facilities acquisition and construction	-	-	-	-	-	-	-	-
Debt service	-	-	-	-	-	-	-	-
Nonprogrammed charges	-	-	-	-	1,000	-	-	-
Total disbursements	-	-	-	1,372	2,482	2,284	-	-
Excess (deficiency) of receipts over disbursements	-	-	-	(1,372)	5,518	(2,284)	-	-
Other financing sources (uses):								
Sale of capital assets	-	-	-	-	-	-	-	-
Transfers in	-	-	-	-	-	-	-	-
Transfers out	-	-	-	-	-	-	-	-
Total other financing sources (uses)	-	-	-	-	-	-	-	-
Excess (deficiency) of receipts and other financing sources over disbursements and other financing uses	-	-	-	(1,372)	5,518	(2,284)	-	-
Cash and investments - ending	\$ 3,000	\$ -	\$ -	\$ -	\$ 16,768	\$ 17	\$ -	\$ -

METROPOLITAN SCHOOL DISTRICT OF WARREN TOWNSHIP
 COMBINING SCHEDULE OF RECEIPTS, DISBURSEMENTS,
 OTHER FINANCING SOURCES (USES), AND CASH AND
 INVESTMENT BALANCES - REGULATORY BASIS
 For the Year Ended June 30, 2017

	BCGCI Summer Prog. - Lilly Endowment 2014	FY16 Continuing Education Grant - RR-NBM	Special Ed Grants	FY16 CMS/CIA - Urban League Stem Grant	Walker Career Center Grants	Brookview Grants	Grassy Creek Grants	WCHS Grants	Eastridge Grants
Cash and investments - beginning	\$ -	\$ 1,466	\$ 299	\$ -	\$ 239	\$ 359	\$ 2,600	\$ -	\$ (38)
Receipts:									
Local sources	-	-	4,000	-	-	1,330	2,830	-	-
State sources	-	-	-	-	-	-	-	-	-
Federal sources	-	-	-	-	-	-	-	-	-
Other receipts	-	-	-	-	-	-	-	-	-
Total receipts	-	-	4,000	-	-	1,330	2,830	-	-
Disbursements:									
Instruction	-	-	1,316	-	239	359	2,222	-	-
Support services	-	-	-	-	-	-	-	-	-
Noninstructional services	-	-	-	-	-	-	-	-	-
Facilities acquisition and construction	-	-	-	-	-	-	-	-	-
Debt service	-	-	-	-	-	-	-	-	-
Nonprogrammed charges	-	-	-	-	-	-	-	-	-
Total disbursements	-	-	1,316	-	239	359	2,222	-	-
Excess (deficiency) of receipts over disbursements	-	-	2,684	-	(239)	971	608	-	-
Other financing sources (uses):									
Sale of capital assets	-	-	-	-	-	-	-	-	-
Transfers in	-	-	-	-	-	-	-	-	-
Transfers out	-	-	-	-	-	-	-	-	-
Total other financing sources (uses)	-	-	-	-	-	-	-	-	-
Excess (deficiency) of receipts and other financing sources over disbursements and other financing uses	-	-	2,684	-	(239)	971	608	-	-
Cash and investments - ending	\$ -	\$ 1,466	\$ 2,983	\$ -	\$ -	\$ 1,330	\$ 3,208	\$ -	\$ (38)

METROPOLITAN SCHOOL DISTRICT OF WARREN TOWNSHIP
 COMBINING SCHEDULE OF RECEIPTS, DISBURSEMENTS,
 OTHER FINANCING SOURCES (USES), AND CASH AND
 INVESTMENT BALANCES - REGULATORY BASIS
 For the Year Ended June 30, 2017

	FY15 WCHS Band, Guard (Salesforce Found)	Stony Brook Middle School Grants	Early Childhood Center Grants	FY17 CMS/CIA - Urban League Stem Grant	Blended Learning	ISB Library - WCHS	CICF - WCHS - Luttrell Memorial Scholarship	Instructional Support	WCHS - CICF - Library Collection Development
Cash and investments - beginning	\$ 1,000	\$ 92	\$ (15,422)	\$ -	\$ (4,549)	\$ 11,250	\$ 5,007	\$ 2,295	\$ 1,306
Receipts:									
Local sources	-	5,800	17,922	-	10,700	10,000	-	-	14,500
State sources	-	-	-	-	-	-	-	-	-
Federal sources	-	-	-	-	8,816	-	-	-	-
Other receipts	-	-	-	-	-	-	-	-	-
Total receipts	-	5,800	17,922	-	19,516	10,000	-	-	14,500
Disbursements:									
Instruction	-	5,184	2,500	4,196	-	-	-	2,295	-
Support services	-	-	-	-	4,141	-	-	-	7,667
Noninstructional services	-	-	-	-	-	-	-	-	-
Facilities acquisition and construction	-	-	-	-	-	-	-	-	-
Debt service	-	-	-	-	-	-	-	-	-
Nonprogrammed charges	-	-	-	-	-	-	1,000	-	-
Total disbursements	-	5,184	2,500	4,196	4,141	-	1,000	2,295	7,667
Excess (deficiency) of receipts over disbursements	-	616	15,422	(4,196)	15,375	10,000	(1,000)	(2,295)	6,833
Other financing sources (uses):									
Sale of capital assets	-	-	-	-	-	-	-	-	-
Transfers in	-	-	-	-	-	-	-	-	-
Transfers out	-	-	-	-	-	-	-	-	-
Total other financing sources (uses)	-	-	-	-	-	-	-	-	-
Excess (deficiency) of receipts and other financing sources over disbursements and other financing uses	-	616	15,422	(4,196)	15,375	10,000	(1,000)	(2,295)	6,833
Cash and investments - ending	\$ 1,000	\$ 708	\$ -	\$ (4,196)	\$ 10,826	\$ 21,250	\$ 4,007	\$ -	\$ 8,139

METROPOLITAN SCHOOL DISTRICT OF WARREN TOWNSHIP
 COMBINING SCHEDULE OF RECEIPTS, DISBURSEMENTS,
 OTHER FINANCING SOURCES (USES), AND CASH AND
 INVESTMENT BALANCES - REGULATORY BASIS
 For the Year Ended June 30, 2017

	FY09 Common Goal Graduation Coaches	Wellness Center - Target Parent Training	FY15 Fuel Up to Play 60	FY00-01 Oasis Training	SME Foundation Prime Grant - WCC	FY02-04 Lilly #2001-1495-000	FY17 Lilly Comprehensive Counseling	WAEF/Lilly Residency Grants	Extra- Curricular Activities
Cash and investments - beginning	\$ 9,378	\$ 6,779	\$ -	\$ 4,125	\$ 6,163	\$ 239,223	\$ -	\$ -	\$ 61,652
Receipts:									
Local sources	-	2,500	-	-	-	-	50,000	-	64,759
State sources	-	-	-	-	-	-	-	-	-
Federal sources	-	-	-	-	-	-	-	-	-
Other receipts	-	-	-	-	-	-	-	-	-
Total receipts	-	2,500	-	-	-	-	50,000	-	64,759
Disbursements:									
Instruction	9,378	-	-	-	-	-	-	-	-
Support services	-	941	-	-	-	-	18,056	-	45,927
Noninstructional services	-	-	-	-	-	-	-	-	-
Facilities acquisition and construction	-	-	-	-	-	-	-	-	-
Debt service	-	-	-	-	-	-	-	-	-
Nonprogrammed charges	-	-	-	-	-	-	-	-	-
Total disbursements	9,378	941	-	-	-	-	18,056	-	45,927
Excess (deficiency) of receipts over disbursements	(9,378)	1,559	-	-	-	-	31,944	-	18,832
Other financing sources (uses):									
Sale of capital assets	-	-	-	-	-	-	-	-	-
Transfers in	-	-	-	-	-	-	-	-	-
Transfers out	-	-	-	-	-	-	-	-	-
Total other financing sources (uses)	-	-	-	-	-	-	-	-	-
Excess (deficiency) of receipts and other financing sources over disbursements and other financing uses	(9,378)	1,559	-	-	-	-	31,944	-	18,832
Cash and investments - ending	\$ -	\$ 8,338	\$ -	\$ 4,125	\$ 6,163	\$ 239,223	\$ 31,944	\$ -	\$ 80,484

METROPOLITAN SCHOOL DISTRICT OF WARREN TOWNSHIP
 COMBINING SCHEDULE OF RECEIPTS, DISBURSEMENTS,
 OTHER FINANCING SOURCES (USES), AND CASH AND
 INVESTMENT BALANCES - REGULATORY BASIS
 For the Year Ended June 30, 2017

	Donations	Warren Central High School	Recreational Activities	Transportation - Pepsi Fund	Service Bldg. - Pepsi Fund	FY13 WCC- Prostart National - FACS	WCC Mobile Media Production	Technology Repair (District)	Warren Retirement Dinner
Cash and investments - beginning	\$ -	\$ (120,845)	\$ 2,230	\$ 1,231	\$ 752	\$ 1,033	\$ (13,563)	\$ (39,568)	\$ (716)
Receipts:									
Local sources	1,023	20,675	3,538	2,753	813	-	17,550	62,563	1,500
State sources	-	-	-	-	-	-	-	-	-
Federal sources	-	-	-	-	-	-	-	-	-
Other receipts	-	-	-	-	-	-	-	-	-
Total receipts	1,023	20,675	3,538	2,753	813	-	17,550	62,563	1,500
Disbursements:									
Instruction	-	-	-	-	-	-	-	-	-
Support services	-	-	113	1,515	757	-	930	59,881	140
Noninstructional services	1,030	-	-	-	-	-	8,069	-	-
Facilities acquisition and construction	-	-	590	-	-	-	5,865	-	-
Debt service	-	-	-	-	-	-	-	-	-
Nonprogrammed charges	-	-	-	-	-	-	-	-	-
Total disbursements	1,030	-	703	1,515	757	-	14,864	59,881	140
Excess (deficiency) of receipts over disbursements	(7)	20,675	2,835	1,238	56	-	2,686	2,682	1,360
Other financing sources (uses):									
Sale of capital assets	-	-	-	-	-	-	-	-	-
Transfers in	-	-	-	-	-	-	-	-	-
Transfers out	-	-	-	-	-	-	-	-	-
Total other financing sources (uses)	-	-	-	-	-	-	-	-	-
Excess (deficiency) of receipts and other financing sources over disbursements and other financing uses	(7)	20,675	2,835	1,238	56	-	2,686	2,682	1,360
Cash and investments - ending	\$ (7)	\$ (100,170)	\$ 5,065	\$ 2,469	\$ 808	\$ 1,033	\$ (10,877)	\$ (36,886)	\$ 644

METROPOLITAN SCHOOL DISTRICT OF WARREN TOWNSHIP
 COMBINING SCHEDULE OF RECEIPTS, DISBURSEMENTS,
 OTHER FINANCING SOURCES (USES), AND CASH AND
 INVESTMENT BALANCES - REGULATORY BASIS
 For the Year Ended June 30, 2017

	Warrior Pride Clean Up	Special Projects	Bowen Foundation Certification Grant	Formative Assessment Grant	Walker Career Center - Equipment (Radio Tower)	Principal Leadership Academy	FY15 Adult and Continuing Education	FY17 Adult and Continuing Education	Step Ahead
Cash and investments - beginning	\$ (6,414)	\$ 20,870	\$ 2,506	\$ (91,507)	\$ 1,100	\$ 440,239	\$ (3,839)	\$ -	\$ -
Receipts:									
Local sources	-	3,424	-	-	-	180,109	-	-	-
State sources	-	-	-	156,698	-	-	-	-	-
Federal sources	-	-	-	-	-	-	-	611,828	-
Other receipts	-	100,359	-	-	-	-	-	-	-
Total receipts	-	103,783	-	156,698	-	180,109	-	611,828	-
Disbursements:									
Instruction	-	7,814	-	-	-	168,762	-	802,437	-
Support services	-	52,625	-	65,191	-	28,166	-	141,232	-
Noninstructional services	-	-	-	-	-	-	-	-	-
Facilities acquisition and construction	-	-	-	-	-	-	-	-	-
Debt service	-	-	-	-	-	-	-	-	-
Nonprogrammed charges	-	-	-	-	-	-	-	-	-
Total disbursements	-	60,439	-	65,191	-	196,928	-	943,669	-
Excess (deficiency) of receipts over disbursements	-	43,344	-	91,507	-	(16,819)	-	(331,841)	-
Other financing sources (uses):									
Sale of capital assets	-	-	-	-	-	-	-	-	-
Transfers in	-	-	-	-	-	-	-	-	-
Transfers out	-	-	-	-	-	-	-	-	-
Total other financing sources (uses)	-	-	-	-	-	-	-	-	-
Excess (deficiency) of receipts and other financing sources over disbursements and other financing uses	-	43,344	-	91,507	-	(16,819)	-	(331,841)	-
Cash and investments - ending	\$ (6,414)	\$ 64,214	\$ 2,506	\$ -	\$ 1,100	\$ 423,420	\$ (3,839)	\$ (331,841)	\$ -

METROPOLITAN SCHOOL DISTRICT OF WARREN TOWNSHIP
 COMBINING SCHEDULE OF RECEIPTS, DISBURSEMENTS,
 OTHER FINANCING SOURCES (USES), AND CASH AND
 INVESTMENT BALANCES - REGULATORY BASIS
 For the Year Ended June 30, 2017

	FY16 Adult and Continuing Education	Secured Schools Safety Grant	Medicaid Reimbursement - State	Non-English Speaking Programs	FY15 Non- English Speaking 51115-156	FY15 Non- English Speaking 51117-156	School Technology	Career and Technical Performance Grant	Performance Based Awards
Cash and investments - beginning	\$ (214,244)	\$ -	\$ 9,267	\$ 23,937	\$ -	\$ -	\$ 335,343	\$ -	\$ 1,665
Receipts:									
Local sources	-	-	-	-	-	-	-	-	-
State sources	-	-	94,545	-	-	176,370	4,148	-	-
Federal sources	308,475	-	-	-	-	-	349,579	116,163	-
Other receipts	-	-	-	-	-	-	-	-	-
Total receipts	308,475	-	94,545	-	-	176,370	353,727	116,163	-
Disbursements:									
Instruction	71,063	-	-	23,937	-	146,014	-	84,516	283
Support services	22,013	-	-	-	-	-	60,774	-	-
Noninstructional services	-	-	-	-	-	-	-	-	-
Facilities acquisition and construction	-	-	-	-	-	-	-	-	-
Debt service	-	-	-	-	-	-	-	-	-
Nonprogrammed charges	-	-	-	-	-	-	-	-	-
Total disbursements	93,076	-	-	23,937	-	146,014	60,774	84,516	283
Excess (deficiency) of receipts over disbursements	215,399	-	94,545	(23,937)	-	30,356	292,953	31,647	(283)
Other financing sources (uses):									
Sale of capital assets	-	-	-	-	-	-	-	-	-
Transfers in	-	-	-	-	-	-	-	-	-
Transfers out	-	-	(61,406)	-	-	-	-	-	-
Total other financing sources (uses)	-	-	(61,406)	-	-	-	-	-	-
Excess (deficiency) of receipts and other financing sources over disbursements and other financing uses	215,399	-	33,139	(23,937)	-	30,356	292,953	31,647	(283)
Cash and investments - ending	\$ 1,155	\$ -	\$ 42,406	\$ -	\$ -	\$ 30,356	\$ 628,296	\$ 31,647	\$ 1,382

METROPOLITAN SCHOOL DISTRICT OF WARREN TOWNSHIP
 COMBINING SCHEDULE OF RECEIPTS, DISBURSEMENTS,
 OTHER FINANCING SOURCES (USES), AND CASH AND
 INVESTMENT BALANCES - REGULATORY BASIS
 For the Year Ended June 30, 2017

	Teacher Performance Awards	WCC - Building Trades	WCHS Jr. ROTC	Education to Go (ED2GO) - WCC	FY16 High Ability Grant	FY17 High Ability Grant	FY16 Dual Language Immersion	FY17 Dual Language Immersion	FY09 Acuity Project Site Visit - ST/EA
Cash and investments - beginning	\$ -	\$ (84,498)	\$ -	\$ -	\$ 1,425	\$ -	\$ (86,004)	\$ -	\$ -
Receipts:									
Local sources	-	47	-	-	-	-	-	-	-
State sources	156,010	-	-	-	-	76,359	86,004	17,616	-
Federal sources	-	-	55,707	-	-	-	-	-	-
Other receipts	-	-	-	-	-	-	-	-	-
Total receipts	156,010	47	55,707	-	-	76,359	86,004	17,616	-
Disbursements:									
Instruction	181,974	109,812	5,675	-	575	62,789	-	52,550	-
Support services	-	-	-	-	850	-	-	6,640	-
Noninstructional services	-	-	-	-	-	-	-	-	-
Facilities acquisition and construction	-	-	-	-	-	-	-	-	-
Debt service	-	-	-	-	-	-	-	-	-
Nonprogrammed charges	-	-	-	-	-	-	-	-	-
Total disbursements	181,974	109,812	5,675	-	1,425	62,789	-	59,190	-
Excess (deficiency) of receipts over disbursements	(25,964)	(109,765)	50,032	-	(1,425)	13,570	86,004	(41,574)	-
Other financing sources (uses):									
Sale of capital assets	-	179,509	-	-	-	-	-	-	-
Transfers in	-	-	-	-	-	-	-	-	-
Transfers out	-	-	-	-	-	-	-	-	-
Total other financing sources (uses)	-	179,509	-	-	-	-	-	-	-
Excess (deficiency) of receipts and other financing sources over disbursements and other financing uses	(25,964)	69,744	50,032	-	(1,425)	13,570	86,004	(41,574)	-
Cash and investments - ending	\$ (25,964)	\$ (14,754)	\$ 50,032	\$ -	\$ -	\$ 13,570	\$ -	\$ (41,574)	\$ -

METROPOLITAN SCHOOL DISTRICT OF WARREN TOWNSHIP
 COMBINING SCHEDULE OF RECEIPTS, DISBURSEMENTS,
 OTHER FINANCING SOURCES (USES), AND CASH AND
 INVESTMENT BALANCES - REGULATORY BASIS
 For the Year Ended June 30, 2017

	FY16 Title I Basic	FY17 Title I Basic	FY15 Title I	FY16 SIG 1003(a) Grant	FY17 SIG 1003(a) Grant	FY15 Title I Distinguished School, Hawthorn	FY15 Title School Improvements Grants SMS	FY17 Title I School Improvement Grant SH	FY14 Part B Technical Assistance 84.027A
Cash and investments - beginning	\$ (261,285)	\$ -	\$ -	\$ -	\$ -	\$ -	\$ (122,130)	\$ -	\$ -
Receipts:									
Local sources	-	70,834	-	-	-	-	-	-	-
State sources	-	-	-	-	-	-	-	-	-
Federal sources	1,177,914	2,084,677	-	59,999	-	-	550,745	114,205	-
Other receipts	-	-	-	-	-	-	-	-	-
Total receipts	1,177,914	2,155,511	-	59,999	-	-	550,745	114,205	-
Disbursements:									
Instruction	595,730	1,551,858	-	59,999	53,234	-	313,008	69,099	-
Support services	280,207	1,017,566	-	-	-	-	188,093	54,858	-
Noninstructional services	9,349	14,056	-	-	-	-	322	-	-
Facilities acquisition and construction	-	-	-	-	-	-	-	-	-
Debt service	-	-	-	-	-	-	-	-	-
Nonprogrammed charges	31,357	-	-	-	-	-	5,501	-	-
Total disbursements	916,643	2,583,480	-	59,999	53,234	-	506,924	123,957	-
Excess (deficiency) of receipts over disbursements	261,271	(427,969)	-	-	(53,234)	-	43,821	(9,752)	-
Other financing sources (uses):									
Sale of capital assets	-	-	-	-	-	-	-	-	-
Transfers in	-	-	-	-	-	-	-	-	-
Transfers out	-	-	-	-	-	-	-	-	-
Total other financing sources (uses)	-	-	-	-	-	-	-	-	-
Excess (deficiency) of receipts and other financing sources over disbursements and other financing uses	261,271	(427,969)	-	-	(53,234)	-	43,821	(9,752)	-
Cash and investments - ending	\$ (14)	\$ (427,969)	\$ -	\$ -	\$ (53,234)	\$ -	\$ (78,309)	\$ (9,752)	\$ -

METROPOLITAN SCHOOL DISTRICT OF WARREN TOWNSHIP
 COMBINING SCHEDULE OF RECEIPTS, DISBURSEMENTS,
 OTHER FINANCING SOURCES (USES), AND CASH AND
 INVESTMENT BALANCES - REGULATORY BASIS
 For the Year Ended June 30, 2017

	FY15 IDEA, Part B	FY16 IDEA, Part B	FY17 IDEA, Part B	FY14 IDEA, Part B	FY03 CSPD CFDA #84.027A	FY15 Preschool Section 619	FY16 Preschool Section 619	FY17 Preschool Section 619	FY04 IDEA Carryover Grant
Cash and investments - beginning	\$ (17,673)	\$ (197,544)	\$ -	\$ -	\$ (34)	\$ -	\$ (4,982)	\$ -	\$ (13,322)
Receipts:									
Local sources	-	-	-	-	-	-	-	-	-
State sources	-	-	-	-	-	-	-	-	-
Federal sources	152,960	541,309	2,089,486	-	-	-	13,519	47,575	-
Other receipts	-	-	-	-	-	-	-	-	-
Total receipts	152,960	541,309	2,089,486	-	-	-	13,519	47,575	-
Disbursements:									
Instruction	60,198	275,045	1,778,358	-	-	-	8,537	59,634	-
Support services	75,089	96,591	760,039	-	-	-	-	-	-
Noninstructional services	-	-	-	-	-	-	-	-	-
Facilities acquisition and construction	-	-	-	-	-	-	-	-	-
Debt service	-	-	-	-	-	-	-	-	-
Nonprogrammed charges	-	-	-	-	-	-	-	-	-
Total disbursements	135,287	371,636	2,538,397	-	-	-	8,537	59,634	-
Excess (deficiency) of receipts over disbursements	17,673	169,673	(448,911)	-	-	-	4,982	(12,059)	-
Other financing sources (uses):									
Sale of capital assets	-	-	-	-	-	-	-	-	-
Transfers in	-	-	-	-	-	-	-	-	-
Transfers out	-	-	-	-	-	-	-	-	-
Total other financing sources (uses)	-	-	-	-	-	-	-	-	-
Excess (deficiency) of receipts and other financing sources over disbursements and other financing uses	17,673	169,673	(448,911)	-	-	-	4,982	(12,059)	-
Cash and investments - ending	\$ -	\$ (27,871)	\$ (448,911)	\$ -	\$ (34)	\$ -	\$ -	\$ (12,059)	\$ (13,322)

METROPOLITAN SCHOOL DISTRICT OF WARREN TOWNSHIP
 COMBINING SCHEDULE OF RECEIPTS, DISBURSEMENTS,
 OTHER FINANCING SOURCES (USES), AND CASH AND
 INVESTMENT BALANCES - REGULATORY BASIS
 For the Year Ended June 30, 2017

	FY14 Part B 619 Preschool	FY17 ABE Federal Grant	FY15 EL Civics Grant C1-5-ELC-4-33	FY16 EL Civics Grant	FY17 EL Civics Grant	FY15 ABE Federal C1-5-AE-4-58	FY16 ABE Federal	Medicaid Reimbursement - Federal	21st Century Comm Lmg Center 84.287
Cash and investments - beginning	\$ -	\$ -	\$ -	\$ (11,365)	\$ -	\$ (866)	\$ (129,695)	\$ 651,714	\$ (52,719)
Receipts:									
Local sources	-	-	-	-	-	-	-	3,322	-
State sources	-	-	-	-	-	-	-	-	-
Federal sources	-	206,706	-	28,578	48,610	-	333,399	327,074	287,953
Other receipts	-	-	-	-	-	-	-	-	-
Total receipts	-	206,706	-	28,578	48,610	-	333,399	330,396	287,953
Disbursements:									
Instruction	-	181,582	-	17,211	50,677	(866)	167,109	207,896	-
Support services	-	250,345	-	-	-	-	36,595	45,105	-
Noninstructional services	-	-	-	-	-	-	-	-	235,234
Facilities acquisition and construction	-	-	-	-	-	-	-	-	-
Debt service	-	-	-	-	-	-	-	-	-
Nonprogrammed charges	-	-	-	-	-	-	-	-	-
Total disbursements	-	431,927	-	17,211	50,677	(866)	203,704	253,001	235,234
Excess (deficiency) of receipts over disbursements	-	(225,221)	-	11,367	(2,067)	866	129,695	77,395	52,719
Other financing sources (uses):									
Sale of capital assets	-	-	-	-	-	-	-	-	-
Transfers in	-	-	-	-	-	-	-	-	-
Transfers out	-	-	-	-	-	-	-	-	-
Total other financing sources (uses)	-	-	-	-	-	-	-	-	-
Excess (deficiency) of receipts and other financing sources over disbursements and other financing uses	-	(225,221)	-	11,367	(2,067)	866	129,695	77,395	52,719
Cash and investments - ending	\$ -	\$ (225,221)	\$ -	\$ 2	\$ (2,067)	\$ -	\$ -	\$ 729,109	\$ -

METROPOLITAN SCHOOL DISTRICT OF WARREN TOWNSHIP
 COMBINING SCHEDULE OF RECEIPTS, DISBURSEMENTS,
 OTHER FINANCING SOURCES (USES), AND CASH AND
 INVESTMENT BALANCES - REGULATORY BASIS
 For the Year Ended June 30, 2017

	FY15 Perkins	FY16 Perkins	FY17 Perkins	FY15 McKinney- Vento Homeless 84.196	FY17 McKinney- Vento Homeless 84.196	FY14 Title II	FY13 Title II	FY15 Title II	FY17 Title III
Cash and investments - beginning	\$ -	\$ (12,582)	\$ -	\$ -	\$ -	\$ (29,929)	\$ -	\$ (287)	\$ -
Receipts:									
Local sources	-	-	-	-	-	-	-	-	-
State sources	-	-	-	-	-	-	-	-	121,878
Federal sources	-	69,131	177,852	10,876	9,954	90,924	-	120,968	-
Other receipts	-	-	-	-	-	-	-	-	-
Total receipts	-	69,131	177,852	10,876	9,954	90,924	-	120,968	121,878
Disbursements:									
Instruction	245	53,717	239,436	2,063	22,645	-	-	-	127,956
Support services	-	325	14,656	854	305	60,995	-	166,779	748
Noninstructional services	-	-	-	7,959	674	-	-	-	-
Facilities acquisition and construction	-	-	-	-	-	-	-	-	-
Debt service	-	-	-	-	-	-	-	-	-
Nonprogrammed charges	-	2,507	-	-	-	-	-	-	-
Total disbursements	245	56,549	254,092	10,876	23,624	60,995	-	166,779	128,704
Excess (deficiency) of receipts over disbursements	(245)	12,582	(76,240)	-	(13,670)	29,929	-	(45,811)	(6,826)
Other financing sources (uses):									
Sale of capital assets	-	-	-	-	-	-	-	-	-
Transfers in	-	-	-	-	-	-	-	-	-
Transfers out	-	-	-	-	-	-	-	-	-
Total other financing sources (uses)	-	-	-	-	-	-	-	-	-
Excess (deficiency) of receipts and other financing sources over disbursements and other financing uses	(245)	12,582	(76,240)	-	(13,670)	29,929	-	(45,811)	(6,826)
Cash and investments - ending	\$ (245)	\$ -	\$ (76,240)	\$ -	\$ (13,670)	\$ -	\$ -	\$ (46,098)	\$ (6,826)

METROPOLITAN SCHOOL DISTRICT OF WARREN TOWNSHIP
 COMBINING SCHEDULE OF RECEIPTS, DISBURSEMENTS,
 OTHER FINANCING SOURCES (USES), AND CASH AND
 INVESTMENT BALANCES - REGULATORY BASIS
 For the Year Ended June 30, 2017

	FY14 Title III, Part A	FY15 Title III PD Grant	FY16 Title III PD Grant	Race to the Top	FY16 National School Lunch Equipment	Chi-Training	IDEA Part B (Arra Stimulus)	Payroll Clearing	Totals
Cash and investments - beginning	\$ -	\$ (10,496)	\$ (13,322)	\$ (31,886)	\$ -	\$ (6,620)	\$ -	\$ (3,563,142)	\$ 29,614,798
Receipts:									
Local sources	-	-	-	-	-	-	-	-	35,413,348
State sources	-	14,654	29,129	-	-	-	-	-	89,155,547
Federal sources	-	-	-	3,374,541	-	-	-	-	20,766,360
Other receipts	-	-	-	-	-	-	-	50,606,365	50,844,907
Total receipts	-	14,654	29,129	3,374,541	-	-	-	50,606,365	196,180,162
Disbursements:									
Instruction	-	-	16,450	2,239,685	-	(6,620)	-	-	68,114,136
Support services	-	1,509	29,659	1,253,975	-	-	28,515	-	51,226,156
Noninstructional services	-	-	-	-	-	-	-	-	2,909,082
Facilities acquisition and construction	-	-	-	-	-	-	-	-	10,492,332
Debt service	-	-	-	-	-	-	-	-	18,154,285
Nonprogrammed charges	-	2,649	-	-	-	-	-	53,084,073	53,128,087
Total disbursements	-	4,158	46,109	3,493,660	-	(6,620)	28,515	53,084,073	204,024,078
Excess (deficiency) of receipts over disbursements	-	10,496	(16,980)	(119,119)	-	6,620	(28,515)	(2,477,708)	(7,843,916)
Other financing sources (uses):									
Sale of capital assets	-	-	-	-	-	-	-	-	182,200
Transfers in	-	-	-	-	-	-	-	-	594,313
Transfers out	-	-	-	-	-	-	-	-	(594,313)
Total other financing sources (uses)	-	-	-	-	-	-	-	-	182,200
Excess (deficiency) of receipts and other financing sources over disbursements and other financing uses	-	10,496	(16,980)	(119,119)	-	6,620	(28,515)	(2,477,708)	(7,661,716)
Cash and investments - ending	\$ -	\$ -	\$ (30,302)	\$ (151,005)	\$ -	\$ -	\$ (28,515)	\$ (6,040,850)	\$ 21,953,082

METROPOLITAN SCHOOL DISTRICT OF WARREN TOWNSHIP
 SCHEDULE OF LEASES AND DEBT
 June 30, 2017

Lessor	Purpose	Annual Lease Payment	Lease Beginning Date	Lease Ending Date
Governmental activities:				
MSD Warren Twp. Vision 2005 Bldg. Corp.	Building Improvements	<u>\$ 12,474,000</u>	1/15/2005	6/30/2020

Description of Debt		Ending Principal Balance	Principal and Interest Due Within One Year
Type	Purpose		
Governmental activities:			
General obligation bonds of 2014	Capital Improvements	\$ 690,000	\$ 695,175
General obligation bonds of 2016	Capital Improvements	<u>1,000,000</u>	<u>1,007,500</u>
Total governmental activities		<u>1,690,000</u>	<u>1,702,675</u>
Totals		<u>\$ 1,690,000</u>	<u>\$ 1,702,675</u>

(This page intentionally left blank.)

SUPPLEMENTAL AUDIT OF
FEDERAL AWARDS



INDEPENDENT AUDITOR'S REPORT ON COMPLIANCE FOR EACH MAJOR FEDERAL
PROGRAM AND ON INTERNAL CONTROL OVER COMPLIANCE

TO: THE OFFICIALS OF THE METROPOLITAN SCHOOL DISTRICT
OF WARREN TOWNSHIP, MARION COUNTY, INDIANA

Report on Compliance for Each Major Federal Program

We have audited the Metropolitan School District of Warren Township's (School Corporation) compliance with the types of compliance requirements described in the *OMB Compliance Supplement* that could have a direct and material effect on each of its major federal programs for the period of July 1, 2015 to June 30, 2017. The School Corporation's major federal programs are identified in the Summary of Auditor's Results section of the accompanying Schedule of Findings and Questioned Costs.

Management's Responsibility

Management is responsible for compliance with federal statutes, regulations, and the terms and conditions of its federal awards applicable to its federal programs.

Auditor's Responsibility

Our responsibility is to express an opinion on compliance for each of the School Corporation's major federal programs based on our audit of the types of compliance requirements referred to above. We conducted our audit of compliance in accordance with auditing standards generally accepted in the United States of America; the standards applicable to financial audits contained in *Government Auditing Standards*, issued by the Comptroller General of the United States; and the audit requirements of Title 2 U.S. Code of Federal Regulations Part 200, *Uniform Administrative Requirements, Cost Principles, and Audit Requirements for Federal Awards* (Uniform Guidance). Those standards and the Uniform Guidance require that we plan and perform the audit to obtain reasonable assurance about whether noncompliance with the types of compliance requirements referred to above that could have a direct and material effect on a major federal program occurred. An audit includes examining, on a test basis, evidence about the School Corporation's compliance with those requirements and performing such other procedures as we considered necessary in the circumstances.

We believe that our audit provides a reasonable basis for our opinion on compliance for each major federal program. However, our audit does not provide a legal determination of the School Corporation's compliance.

Opinion on Each Major Federal Program

In our opinion, the School Corporation complied, in all material respects, with the types of compliance requirements referred to above that could have a direct and material effect on each of its major federal programs for the period of July 1, 2015 to June 30, 2017.

INDEPENDENT AUDITOR'S REPORT ON COMPLIANCE FOR EACH MAJOR FEDERAL
PROGRAM AND ON INTERNAL CONTROL OVER COMPLIANCE
(Continued)

Other Matters

The results of our auditing procedures disclosed instances of noncompliance, which are required to be reported in accordance with the Uniform Guidance and which are described in the accompanying Schedule of Findings and Questioned Costs as items 2017-003 and 2017-004. Our opinion on each major federal program is not modified with respect to these matters.

The School Corporation's response to the noncompliance findings identified in our audit is described in the accompanying Corrective Action Plan. The School Corporation's response was not subjected to the auditing procedures applied in the audit of compliance and, accordingly, we express no opinion on the response.

Report on Internal Control over Compliance

Management of the School Corporation is responsible for establishing and maintaining effective internal control over compliance with the types of compliance requirements referred to above. In planning and performing our audit of compliance, we considered the School Corporation's internal control over compliance with the types of requirements that could have a direct and material effect on each major federal program to determine the auditing procedures that are appropriate in the circumstances for the purpose of expressing our opinion on compliance for each major federal program and to test and report on internal control over compliance in accordance with the Uniform Guidance, but not for the purpose of expressing an opinion on the effectiveness of internal control over compliance. Accordingly, we do not express an opinion on the effectiveness of the School Corporation's internal control over compliance.


A deficiency in internal control over compliance exists when the design or operation of a control over compliance does not allow management or employees, in the normal course of performing their assigned functions, to prevent, or detect and correct, noncompliance with a type of compliance requirement of a federal program on a timely basis. A material weakness in internal control over compliance is a deficiency, or a combination of deficiencies, in internal control over compliance, such that there is a reasonable possibility that material noncompliance with a type of compliance requirement of a federal program will not be prevented, or detected and corrected, on a timely basis. A significant deficiency in internal control over compliance is a deficiency, or a combination of deficiencies, in internal control over compliance with a type of compliance requirement of a federal program that is less severe than a material weakness in internal control over compliance, yet important enough to merit attention by those charged with governance.

Our consideration of internal control over compliance was for the limited purpose described in the first paragraph of this section and was not designed to identify all deficiencies in internal control over compliance that might be material weaknesses or significant deficiencies and, therefore, material weaknesses or significant deficiencies may exist that were not identified. We identified certain deficiencies in internal control over compliance, as described in the accompanying Schedule of Findings and Questioned Costs as items 2017-002, 2017-003, 2017-004, and 2017-005, that we consider to be material weaknesses.

The School Corporation's response to the internal control over compliance findings identified in our audit is described in the accompanying Corrective Action Plan. The School Corporation's response was not subjected to the auditing procedures applied in the audit of compliance and, accordingly, we express no opinion on the response.

INDEPENDENT AUDITOR'S REPORT ON COMPLIANCE FOR EACH MAJOR FEDERAL
PROGRAM AND ON INTERNAL CONTROL OVER COMPLIANCE
(Continued)

The purpose of this report on internal control over compliance is solely to describe the scope of our testing of internal control over compliance and the results of that testing based on the requirements of the Uniform Guidance. Accordingly, this report is not suitable for any other purpose.


Paul D. Joyce, CPA
State Examiner

December 5, 2018

SCHEDULE OF EXPENDITURES OF FEDERAL AWARDS AND ACCOMPANYING NOTES

The Schedule of Expenditures of Federal Awards and accompanying notes presented were approved by management of the School Corporation. The schedule and notes are presented as intended by the School Corporation.

(This page intentionally left blank.)

METROPOLITAN SCHOOL DISTRICT OF WARREN TOWNSHIP
 SCHEDULE OF EXPENDITURES OF FEDERAL AWARDS
 For the Years Ended June 30, 2016 and 2017

Federal Grantor Agency Cluster Title/Program Title/Project Title	Pass-Through Entity or Direct Grant	Federal CFDA Number	Pass-Through Entity (or Other) Identifying Number	Passed Through to Subrecipient 06-30-16	Total Federal Awards Expended 06-30-16	Passed Through to Subrecipient 06-30-17	Total Federal Awards Expended 06-30-17
<u>Department of Agriculture</u>							
Child Nutrition Cluster School Breakfast Program	Indiana Department of Education	10.553	FY2016	\$ -	\$ 2,122,074	\$ -	\$ -
			FY2017	-	-	-	2,342,541
Total - School Breakfast Program				-	2,122,074	-	2,342,541
National School Lunch Program	Indiana Department of Education	10.555	FY2016	-	4,417,356	-	-
			FY2017	-	-	-	4,427,053
School Lunch - Commodities			FY2016	-	433,810	-	-
School Lunch - Commodities			FY2017	-	-	-	574,463
Total - National School Lunch Program				-	4,851,166	-	5,001,516
Summer Food Service Program for Children	Indiana Department of Education	10.559	FY2016	-	245,994	-	-
			FY2017	-	-	-	168,220
Total - Summer Food Service Program for Children				-	245,994	-	168,220
Total - Child Nutrition Cluster				-	7,219,234	-	7,512,277
Child and Adult Care Food Program	Indiana Department of Education	10.558	FY2016	-	407,732	-	-
			FY2017	-	-	-	459,023
Total - Child and Adult Care Food Program				-	407,732	-	459,023
Child Nutrition Discretionary Grants Limited Availability	Indiana Department of Education	10.579	A58-6-16SS-0087	-	20,000	-	-
Total - Child Nutrition Discretionary Grants Limited Availability				-	20,000	-	-
Total - Department of Agriculture				-	7,646,966	-	7,971,300
<u>Department of Education</u>							
Special Education Cluster (IDEA) Special Education Grants to States	Indiana Department of Education	84.027	14214-059-PN01	-	175,596	-	-
			14215-059-PN01	-	445,791	-	152,960
			14216-057-PN01	-	2,172,973	-	541,309
			14217-057-PN01	-	-	-	2,089,486
			99914-059-TA-01	-	6,200	-	-
Total - Special Education Grants to States				-	2,800,560	-	2,783,755

METROPOLITAN SCHOOL DISTRICT OF WARREN TOWNSHIP
 SCHEDULE OF EXPENDITURES OF FEDERAL AWARDS
 For the Years Ended June 30, 2016 and 2017

Federal Grantor Agency Cluster Title/Program Title/Project Title	Pass-Through Entity or Direct Grant	Federal CFDA Number	Pass-Through Entity (or Other) Identifying Number	Passed Through to Subrecipient 06-30-16	Total Federal Awards Expended 06-30-16	Passed Through to Subrecipient 06-30-17	Total Federal Awards Expended 06-30-17
Special Education Preschool Grants	Indiana Department of Education	84.173					
			45714-059-PN01	-	8,240	-	-
			45715-059-PN01	-	12,758	-	-
			45716-057-PN01	-	52,316	-	13,519
			45717-057-PN01	-	-	-	47,575
Total - Special Education Preschool Grants				-	73,314	-	61,094
Total - Special Education Cluster (IDEA)				-	2,873,874	-	2,844,849
Adult Education - Basic Grants to States	Indiana Department of Workforce Development	84.002					
			C1-5-AE-4-58	-	33,354	-	-
			C1-5-AE-5-58	-	195,456	-	333,399
			C1-5-AE-6-58	-	-	-	206,666
			C1-5-ELC-4-33	-	39,467	-	-
			C1-5-ELC-5-33	-	54,370	-	28,578
			C1-7-ELC-55-33	-	-	-	48,610
Total - Adult Education - Basic Grants to States				-	322,647	-	617,253
Title I Grants to Local Educational Agencies	Indiana Department of Education	84.010					
			15-5360	-	822,114	-	-
			16-5360	-	2,323,716	-	1,177,914
			17-5360	-	-	-	2,084,677
			FY 16 SIG	-	-	-	59,999
			Title I Distinguished School -	-	2,114	-	-
Total - Title I Grants to Local Educational Agencies				-	3,147,944	-	3,322,590
Career and Technical Education - Basic Grants to States	Indiana Department of Education	84.048					
			15-4700-5360	-	66,635	-	-
			16-4700-5360	-	167,441	-	69,131
			17-4700-5360	-	-	-	177,852
Total - Career and Technical Education - Basic Grants to States				-	234,076	-	246,983
Education for Homeless Children and Youth	Indiana Department of Education	84.196					
			A58-15SS-2309	-	36,826	-	10,876
			A58-7-17SS-3961	-	-	-	9,954
Total - Education for Homeless Children and Youth				-	36,826	-	20,830
Twenty-First Century Community Learning Centers	Indiana Department of Education	84.287					
			A58-5-15DL-2150	-	342,199	-	287,953
Total - Twenty-First Century Community Learning Centers				-	342,199	-	287,953

METROPOLITAN SCHOOL DISTRICT OF WARREN TOWNSHIP
SCHEDULE OF EXPENDITURES OF FEDERAL AWARDS
For the Years Ended June 30, 2016 and 2017

Federal Grantor Agency Cluster Title/Program Title/Project Title	Pass-Through Entity or Direct Grant	Federal CFDA Number	Pass-Through Entity (or Other) Identifying Number	Passed Through to Subrecipient 06-30-16	Total Federal Awards Expended 06-30-16	Passed Through to Subrecipient 06-30-17	Total Federal Awards Expended 06-30-17
English Language Acquisition State Grants	Indiana Department of Education	84.365	01114-049-PN01	-	2,848	-	-
			01115-068-PN01	-	40,190	-	14,654
			01116-069-PN01	-	98,817	-	29,129
			01117-066-PN01	-	-	-	117,096
Total - English Language Acquisition State Grants				-	141,855	-	160,879
Supporting Effective Instruction State Grants	Indiana Department of Education	84.367	13-5360	-	30,467	-	-
			14-5360	-	163,268	-	90,924
			15-5360	-	-	-	129,784
Total - Supporting Effective Instruction State Grants				-	193,735	-	220,708
School Improvement Grants	Indiana Department of Education	84.377	FY16 SIG	-	640,287	-	-
			FY17 SIG - SMS	-	-	-	550,745
			FY17 SIG - HS	-	-	-	114,205
Total - School Improvement Grants				-	640,287	-	664,950
ARRA - Race to the Top - District Grants, Recovery Act	Direct Grant	84.416	B416A130156	-	6,234,312	-	3,374,191
Total - ARRA - Race to the Top - District Grants, Recovery Act				-	6,234,312	-	3,374,191
Total - Department of Education				-	14,167,755	-	11,761,186
<u>Department of Health and Human Services</u>							
Medicaid Cluster							
Medical Assistance Program	Indiana Department of Education	93.778	FY15	-	231,297	-	327,074
Total - Medical Assistance Program				-	231,297	-	327,074
Total - Medicaid Cluster				-	231,297	-	327,074
Total - Department of Health and Human Services				-	231,297	-	327,074
Total federal awards expended				\$ -	\$ 22,046,018	\$ -	\$ 20,059,560

The accompanying notes are an integral part of the Schedule of Expenditures of Federal Awards.

METROPOLITAN SCHOOL DISTRICT OF WARREN TOWNSHIP
NOTES TO SCHEDULE OF EXPENDITURES OF FEDERAL AWARDS

Note 1. Basis of Presentation

The accompanying Schedule of Expenditures of Federal Awards (SEFA) includes the federal grant activity of the School Corporation under programs of the federal government for the years ended June 30, 2016 and 2017. The information in the SEFA is presented in accordance with the requirements of Title 2 U.S. *Code of Federal Regulations* Part 200, *Uniform Administrative Requirements, Cost Principles, and Audit Requirements for Federal Awards* (Uniform Guidance). Because the SEFA presents only a select portion of the operations of the School Corporation, it is not intended to and does not present the financial position of the School Corporation.

The Uniform Guidance requires an annual audit of nonfederal entities expending a total amount of federal awards equal to or in excess of \$750,000 in any fiscal year unless by constitution or statute a less frequent audit is required. In accordance with Indiana Code (IC 5-11-1-25), audits of school corporations shall be conducted biennially. Such audits shall include both years within the biennial period.

Note 2. Summary of Significant Accounting Policies

Expenditures reported on the SEFA are reported on the cash basis of accounting. Such expenditures are recognized following, as applicable, either the cost principles in OMB Circular A-87, *Cost Principles for State, Local, and Indian Tribal Governments*, or the cost principles contained in the Uniform Guidance, wherein certain types of expenditures are not allowed or are limited as to reimbursement. When federal grants are received on a reimbursement basis, the federal awards are considered expended when the reimbursement is received. The School Corporation has elected to use the 10 percent de minimis indirect cost rate allowed under the Uniform Guidance.

METROPOLITAN SCHOOL DISTRICT OF WARREN TOWNSHIP
SCHEDULE OF FINDINGS AND QUESTIONED COSTS

Section I - Summary of Auditor's Results

Financial Statement:

Type of auditor's report issued:	Adverse as to GAAP; Unmodified as to Regulatory Basis
Internal control over financial reporting:	
Material weaknesses identified?	yes
Significant deficiencies identified?	none reported
Noncompliance material to financial statement noted?	no

Federal Awards:

Internal control over major programs:	
Material weaknesses identified?	yes
Significant deficiencies identified?	none reported
Any audit findings disclosed that are required to be reported in accordance with section 2 CFR 200.516(a)?	yes

Identification of Major Programs and type of auditor's report issued on compliance for each:

CFDA Number	Name of Federal Program or Cluster	Opinion Issued
	Child Nutrition Cluster	Unmodified
	Special Education Cluster (IDEA)	Unmodified
84.010	Title I Grants to Local Educational Agencies	Unmodified
84.377	School Improvement Grants	Unmodified
84.416	ARRA - Race to the top - District Grants, Recovery Act	Unmodified

Dollar threshold used to distinguish between Type A and Type B programs: \$1,263,167

Auditee qualified as low-risk auditee? no

Section II - Financial Statement Findings

FINDING 2017-001

Subject: Financial Transactions and Reporting
Audit Finding: Material Weakness

Repeat Finding

This is a repeat finding from the immediately prior audit report. The prior audit finding number was 2015-001.

METROPOLITAN SCHOOL DISTRICT OF WARREN TOWNSHIP
SCHEDULE OF FINDINGS AND QUESTIONED COSTS
(Continued)

Condition

An effective internal control system was not in place at the School Corporation over cash and investments. Controls were put in place over the reconciliations between bank balances and the School Corporation's records; however, the control was determined not to be effective due to unreconciled immaterial variances for all 24 months of the audit period.

Context

The control was ineffective for the entire audit period.

Criteria

The Indiana State Board of Accounts (SBOA) is required under Indiana Code 5-11-1-27(e) to define the acceptable minimum level of internal control standards. To provide clarifying guidance, the State Examiner compiled the standards contained in the manual, *Uniform Internal Control Standards for Indiana Political Subdivisions*. All political subdivisions subject to audit by SBOA are expected to adhere to these standards. The standards include adequate control activities. According to this manual:

"Control activities are the actions and tools established through policies and procedures that help to detect, prevent, or reduce the identified risks that interfere with the achievement of objectives. Detection activities are designed to identify unfavorable events in a timely manner whereas prevention activities are designed to deter the occurrence of an unfavorable event. Examples of these activities include reconciliations, authorizations, approval processes, performance reviews, and verification processes.

An integral part of the control activity component is segregation of duties. . . .

There is an expectation of segregation of duties. If compensating controls are necessary, documentation should exist to identify both the areas where segregation of duties are not feasible or practical and the compensating controls implemented to mitigate the risk. . . ."

Cause

Management of the School Corporation had not established an effective system of internal control over cash and investments.

Effect

The failure to establish controls could have enabled material misstatements or irregularities to remain undetected.

Recommendation

We recommended that the School Corporation's management establish controls related to financial transactions and reporting to ensure that bank reconciliations are performed accurately.

Views of Responsible Officials

For the views of responsible officials, refer to the Corrective Action Plan that is part of this report.

METROPOLITAN SCHOOL DISTRICT OF WARREN TOWNSHIP
SCHEDULE OF FINDINGS AND QUESTIONED COSTS
(Continued)

Section III - Federal Award Findings and Questioned Costs

FINDING 2017-002

Subject: Child Nutrition Cluster - Eligibility, Procurement, Reporting,
and Special Tests and Provisions - Verification of Free and
Reduced Price Applications (NSLP)

Federal Agency: Department of Agriculture

Federal Programs: School Breakfast Program, National School Lunch Program,
Summer Food Service Program for Children

CFDA Numbers: 10.553, 10.555, 10.559

Federal Award Numbers and Years (or Other Identifying Numbers): FY2016, FY2017

Pass-Through Entity: Indiana Department of Education

Compliance Requirements: Eligibility, Procurement and Suspension and Debarment, Reporting,
Special Tests and Provisions - Verification of Free and
Reduced Price Applications (NSLP)

Audit Finding: Weakness

Condition

An effective internal control system was not in place at the School Corporation in order to ensure compliance with requirements related to the grant agreement and the compliance requirements listed above.

Eligibility (School Breakfast Program and National School Lunch Program)

The School Corporation used a food service software, which automatically made the eligibility determinations dependent upon the information entered into the software by school personnel. One individual was responsible for entering the information into the system without a proper system of oversight or review.

Procurement

The School Corporation obtained quotes during the audit period. The Chief Financial Officer reviewed and recommended quotes for the Food Service Contract Manager. However, there were no controls in place to ensure that the School Corporation and School Board formally approved the quotes. An oversight, review, or approval process had not been established.

Reporting

The School Corporation had not designed or implemented adequate policies and procedures to ensure the accuracy of the Annual Financial Report and School Food Authority (SFA) Verification Collection Reports. The reports were completed by one individual without a proper system of oversight or review to ensure the accuracy of the reports before submission.

Special Tests and Provisions - Verification of Free and Reduced Price Applications (NSLP) (School Breakfast Program and National School Lunch Program)

The School Corporation had not designed or implemented adequate policies and procedures to ensure the accuracy of the verifications of free and reduced price applications. School personnel performed the verifications and the determination of whether or not a change in eligibility was necessary without a proper system of oversight or review.

METROPOLITAN SCHOOL DISTRICT OF WARREN TOWNSHIP
SCHEDULE OF FINDINGS AND QUESTIONED COSTS
(Continued)

Context

The lack of controls was a systemic issue, which occurred throughout the audit period.

Criteria

OMB Circular A-133, Subpart C, section .300 states in part:

"The auditee shall: . . . (b) Maintain internal control over Federal programs that provides reasonable assurance that the auditee is managing Federal awards in compliance with laws, regulations, and the provisions of contracts or grant agreements that could have a material effect on each of its Federal programs. . . ."

2 CFR 200.303 states in part:

"The non-Federal entity must:

(a) Establish and maintain effective internal control over the Federal award that provides reasonable assurance that the non-Federal entity is managing the Federal award in compliance with Federal statutes, regulations, and the terms and conditions of the Federal award. These internal controls should be in compliance with guidance in 'Standards for Internal Control in the Federal Government' issued by the Comptroller General of the United States or the 'Internal Control Integrated Framework', issued by the Committee of Sponsoring Organizations of the Treadway Commission (COSO). . . ."

Cause

Management had not developed or implemented a system of internal controls to ensure compliance with the grant agreement and the compliance requirements listed above.

Effect

The failure to establish an effective internal control system, which would include segregation of duties, placed the School Corporation at risk of noncompliance with the grant agreement and the compliance requirements listed above.

Questioned Costs

There were no questioned costs identified.

Recommendation

We recommended that the School Corporation's management establish controls to ensure compliance with the grant agreement and the compliance requirements listed above.

Views of Responsible Officials

For the views of responsible officials, refer to the Corrective Action Plan that is part of this report.

METROPOLITAN SCHOOL DISTRICT OF WARREN TOWNSHIP
SCHEDULE OF FINDINGS AND QUESTIONED COSTS
(Continued)

FINDING 2017-003

Subject: School Breakfast Program and National School Lunch Program - Cash Management
Federal Agency: Department of Agriculture
Federal Programs: School Breakfast Program, National School Lunch Program
CFDA Numbers: 10.553, 10.555
Federal Award Numbers and Years (or Other Identifying Numbers): FY2016, FY2017
Pass-Through Entity: Indiana Department of Education
Compliance Requirement: Cash Management
Audit Findings: Material Weakness, Other Matters

Condition

An effective internal control system was not in place at the School Corporation in order to ensure compliance with requirements related to the grant agreement and the Cash Management compliance requirement.

The School Corporation had not designed or implemented adequate policies or procedures to ensure that the School Lunch fund cash balance (net cash resources) did not exceed three months average expenditures. The cash balances (net cash resources) in the School Lunch fund exceeded the three month average expenditures for all 24 months of the audit period.

Context

The lack of controls and noncompliance were systemic issues, which occurred throughout the audit period.

Criteria

OMB Circular A-133, Subpart C, section .300 states in part:

"The auditee shall: . . . (b) Maintain internal control over Federal programs that provides reasonable assurance that the auditee is managing Federal awards in compliance with laws, regulations, and the provisions of contracts or grant agreements that could have a material effect on each of its Federal programs. . . ."

2 CFR 200.303 states in part:

"The non-Federal entity must:

(a) Establish and maintain effective internal control over the Federal award that provides reasonable assurance that the non-Federal entity is managing the Federal award in compliance with Federal statutes, regulations, and the terms and conditions of the Federal award. These internal controls should be in compliance with guidance in 'Standards for Internal Control in the Federal Government' issued by the Comptroller General of the United States or the 'Internal Control Integrated Framework', issued by the Committee of Sponsoring Organizations of the Treadway Commission (COSO). . . ."

7 CFR 210.14(b) states: "*Net cash resources.* The school food authority shall limit its net cash resources to an amount that does not exceed 3 months average expenditures for its nonprofit school food service or such other amount as may be approved by the State agency in accordance with § 210.19(a)."

METROPOLITAN SCHOOL DISTRICT OF WARREN TOWNSHIP
SCHEDULE OF FINDINGS AND QUESTIONED COSTS
(Continued)

7 CFR 220.7 (e) states in part:

". . . the School Food Authority shall, with respect to participating schools under its jurisdiction:
. . .

(iv) Limit its net cash resources to an amount that does not exceed three months average expenditure for its nonprofit school food service or such other amount as may be approved by the State Agency; . . ."

Cause

Management had not developed a system of internal controls that would have ensured compliance with the Cash Management compliance requirement.

Effect

The failure to establish an effective internal control system placed the School Corporation in non-compliance with the grant agreement and the Cash Management compliance requirement.

Questioned Costs

There were no questioned costs identified.

Recommendation

We recommended that the School Corporation's management establish controls to ensure compliance with the grant agreement and the Cash Management compliance requirement.

Views of Responsible Officials

For the views of responsible officials, refer to the Corrective Action Plan that is part of this report.

FINDING 2017-004

Subject: Child Nutrition Cluster - Program Income
Federal Agency: Department of Agriculture
Federal Programs: School Breakfast Program, National School Lunch Program,
Summer Food Service Program for Children
CFDA Numbers: 10.553, 10.555, 10.559
Federal Award Numbers and Years (or Other Identifying Numbers): FY2016, FY2017
Pass-Through Entity: Indiana Department of Education
Compliance Requirement: Program Income
Audit Findings: Material Weakness, Other Matters

Condition

An effective internal control system was not in place at the School Corporation in order to ensure compliance with requirements related to the grant agreement and the Program Income compliance requirement.

The School Corporation established a single fund, the School Lunch fund, to record all activity of the food service programs. All receipts from sales, as well as prepayments, were recorded directly in the School Lunch fund. Prepayments were not recorded in a separate fund.

METROPOLITAN SCHOOL DISTRICT OF WARREN TOWNSHIP
SCHEDULE OF FINDINGS AND QUESTIONED COSTS
(Continued)

Context

The lack of controls and noncompliance were systemic issues, which occurred throughout the audit period.

Criteria

OMB Circular A-133, Subpart C, section .300 states in part:

"The auditee shall: . . . (b) Maintain internal control over Federal programs that provides reasonable assurance that the auditee is managing Federal awards in compliance with laws, regulations, and the provisions of contracts or grant agreements that could have a material effect on each of its Federal programs. . . ."

2 CFR 200.303 states in part:

"The non-Federal entity must:

(a) Establish and maintain effective internal control over the Federal award that provides reasonable assurance that the non-Federal entity is managing the Federal award in compliance with Federal statutes, regulations, and the terms and conditions of the Federal award. These internal controls should be in compliance with guidance in 'Standards for Internal Control in the Federal Government' issued by the Comptroller General of the United States or the 'Internal Control Integrated Framework', issued by the Committee of Sponsoring Organizations of the Treadway Commission (COSO). . . ."

7 CFR 210.14(c) states:

"*Financial assurances.* The school food authority shall meet the requirements of the State agency for compliance with § 210.19(a) including any separation of records of nonprofit school food service from records of any other food service which may be operated by the school food authority as provided in paragraph (a) of this section."

7 CFR 210.14(f)(3) states: "All revenue from the sale of nonprogram foods shall accrue to the nonprofit school food service account of a participating school food authority."

7 CFR 220.7(e) states in part:

"Each school food authority approved to participate in the program shall enter into a written agreement with the State agency or the Department through the FNSRO, as applicable, that may be amended as necessary. . . . Such agreements shall provide that the School Food Authority shall, with respect to participating schools under its jurisdiction: . . .

(12) Maintain a financial management system as prescribed by the State agency, or FNSRO where applicable; . . ."

7 CFR 225.6(e) states in part:

"*State-Sponsor Agreement.* A sponsor approved for participation in the Program must enter into a permanent written agreement with the State agency. All sponsors must agree in writing to: . . .

(12) Maintain a financial management system as prescribed by the State agency; . . ."

METROPOLITAN SCHOOL DISTRICT OF WARREN TOWNSHIP
SCHEDULE OF FINDINGS AND QUESTIONED COSTS
(Continued)

Clearing Account Number 8400 - Prepaid Food has been established to account for prepaid food. The collections are to be receipted to 8410 with 8420 representing the transfer out of the clearing account and recognition in the appropriate revenue classifications (1611 to 1614 series) in the School Lunch Fund. The transfer should be made periodically and at the end of each month to appropriately classify meals (breakfast, lunch, etc.) when known (charged by student). (The School Bulletin and Uniform Compliance Guidelines, September 2008)

2 CFR 200.302(a) states in part:

"Each state must expend and account for the Federal award in accordance with state laws and procedures for expending and accounting for the state's own funds. In addition, the state's and the other non-Federal entity's financial management systems, including records documenting compliance with Federal statutes, regulations, and the terms and conditions of the Federal award, must be sufficient to permit the preparation of reports required by general and program specific terms and conditions; and the tracing of funds to a level of expenditures adequate to establish that such funds have been used according to the Federal statutes, regulations, and the terms and conditions of the Federal award. . . ."

2 CFR 200.302(b)(3) states:

"Records that identify adequately the source and application of funds for federally-funded activities. These records must contain information pertaining to Federal awards, authorizations, obligations, unobligated balances, assets, expenditures, income and interest and be supported by source documentation."

Cause

Management had not developed a system of internal controls that would have ensured compliance with the Program Income compliance requirement.

Effect

The failure to establish an effective internal control system placed the School Corporation in non-compliance with the grant agreement and the Program Income compliance requirement.

Questioned Costs

There were no questioned costs identified.

Recommendation

We recommended that the School Corporation's management establish controls to ensure compliance with the grant agreement and the Program Income compliance requirement.

Views of Responsible Officials

For the views of responsible officials, refer to the Corrective Action Plan that is part of this report.

METROPOLITAN SCHOOL DISTRICT OF WARREN TOWNSHIP
SCHEDULE OF FINDINGS AND QUESTIONED COSTS
(Continued)

FINDING 2017-005

Subject: Title I Grants to Local Educational Agencies - Special Tests and Provisions - Annual Report Card, High School Graduation Rate
Federal Agency: Department of Education
Federal Program: Title I Grants to Local Educational Agencies
CFDA Number: 84.010
Federal Award Numbers and Years (or Other Identifying Numbers): 15-5360, 16-5360, 17-5360, FY 16 SIG, Title I Distinguished School -
Pass-Through Entity: Indiana Department of Education
Compliance Requirement: Special Tests and Provisions - Annual Report Card, High School Graduation Rate
Audit Finding: Material Weakness

Condition

An effective internal control system was not in place at the School Corporation in order to ensure compliance with requirements related to the grant agreement and the Special Tests and Provisions - Annual Report Card, High School Graduation Rate compliance requirement.

The School Corporation had not established an effective internal control system to ensure that the mobility information was accurate and reviewed prior to the students being removed.

Context

The lack of controls was a systemic issue, which occurred throughout the audit period.

Criteria

OMB Circular A-133, Subpart C, section .300 states in part:

"The auditee shall: . . . (b) Maintain internal control over Federal programs that provides reasonable assurance that the auditee is managing Federal awards in compliance with laws, regulations, and the provisions of contracts or grant agreements that could have a material effect on each of its Federal programs. . . ."

2 CFR 200.303 states in part:

"The non-Federal entity must:

(a) Establish and maintain effective internal control over the Federal award that provides reasonable assurance that the non-Federal entity is managing the Federal award in compliance with Federal statutes, regulations, and the terms and conditions of the Federal award. These internal controls should be in compliance with guidance in 'Standards for Internal Control in the Federal Government' issued by the Comptroller General of the United States or the 'Internal Control Integrated Framework', issued by the Committee of Sponsoring Organizations of the Treadway Commission (COSO). . . ."

Cause

Management had not developed a system of internal controls to ensure compliance with the Special Tests and Provisions - Annual Report Card, High School Graduation Rate compliance requirement.

METROPOLITAN SCHOOL DISTRICT OF WARREN TOWNSHIP
SCHEDULE OF FINDINGS AND QUESTIONED COSTS
(Continued)

Effect

The failure to establish an effective internal control system placed the School Corporation at risk of noncompliance with the grant agreement and the Special Tests and Provisions - Annual Report Card, High School Graduation Rate compliance requirement.

Questioned Costs

There were no questioned costs identified.

Recommendation

We recommended that the School Corporation's management establish controls to ensure compliance with the grant agreement and the Special Tests and Provisions - Annual Report Card, High School Graduation Rate compliance requirement.

Views of Responsible Officials

For the views of responsible officials, refer to the Corrective Action Plan that is part of this report.

AUDITEE-PREPARED DOCUMENTS

The subsequent documents were provided by management of the School Corporation. The documents are presented as intended by the School Corporation.



The future begins here for life-long learning in our diverse community:
integrity, achievement, success.

METROPOLITAN SCHOOL DISTRICT OF WARREN TOWNSHIP
SUMMARY SCHEDULE OF PRIOR AUDIT FINDINGS

FINDING 2015-001 Internal Controls over Financial Transactions and Reporting

Fiscal year in which the finding initially occurred: 2014-2015
Pass-Through Entity, if pass-through or Federal Grantor Agency, if direct: N/A
Contact Person Responsible for Corrective Action: David Holt, Treasurer
Contact Phone Number: 317-869-4300

Status of Audit Finding:

The School District has looked at internal processes to look at the timing of processing correcting entries to attempt to have all identified corrections completed within 30 days. The School District has also worked with their current financial software provider to make sure all current processes and procedures are working effectively and efficiently within the parameters of the software updates. The differences identified were immaterial and due to timing issues within Payroll adjustments or other accounting adjustments identified after the reconciliation had been completed.

FINDING 2015-002 Preparation of the Schedule of Expenditures of Federal Awards

Fiscal year in which the finding initially occurred: 2014-2015
Pass-Through Entity, if pass-through or Federal Grantor Agency, if direct: IN Department of Education
Contact Person Responsible for Corrective Action: David Holt, Treasurer
Contact Phone Number: 317-869-4300

Status of Audit Finding:

The School District has ensured that the Grant Administrator along with the Treasurer and Deputy Treasurer correctly prepare the annual Schedule of Expenditures of Federal Awards.

FINDING 2015-003 Title I Grants to Local Education Agencies - Eligibility, Period of Availability, Suspension and Debarment, and Special Tests and Provisions - Comparability

Fiscal year in which the finding initially occurred: 2013-2014
Pass-Through Entity, if pass-through or Federal Grantor Agency, if direct: IN Department of Education
Contact Person Responsible for Corrective Action: David Holt, Treasurer
Contact Phone Number: 317-869-4300

Status of Audit Finding:

Proper documentation for student eligibility, comparability and Suspension and Debarment was created and maintained. The Grant Administrator and Program Administrator for Title I will continue to review the information for accuracy before it is submitted to the DOE.

FINDING 2015-004 Title I Grants to Local Agencies - Special Test and Provisions - Highly Qualified Teachers and Paraprofessionals

Fiscal year in which the finding initially occurred: 2013-2014
Pass-Through Entity, if pass-through or Federal Grantor Agency, if direct: IN Department of Education
Contact Person Responsible for Corrective Action: David Holt, Treasurer
Contact Phone Number: 317-869-4300

Status of Audit Finding:

The School District has created procedures that will ensure that the Human Resource department maintains all necessary documentation in the personnel files.

FINDING 2015-005 Special Education Cluster (IDEA) - Allowable Costs/Cost Principles

Fiscal year in which the finding initially occurred: 2014-2015

Pass-Through Entity, if pass-through or Federal Grantor Agency, if direct: IN Department of Education

Contact Person Responsible for Corrective Action: David Holt, Treasurer

Contact Phone Number: 317-869-4300

Status of Audit Finding:

The School District implemented new procedures after the audit period to ensure proper documentation is kept for Allowable costs.

FINDING 2015-006 Special Education Cluster (IDEA) - Level of Effort

Fiscal year in which the finding initially occurred: 2014-2015

Pass-Through Entity, if pass-through or Federal Grantor Agency, if direct: IN Department of Education

Contact Person Responsible for Corrective Action: David Holt, Treasurer

Contact Phone Number: 317-869-4300

Status of Audit Finding:

The School Corporation was not asked to present all necessary documentation needed to verify the MOE calculation. The School Corporation provided expenditure reports that substantiated MOE.

FINDING 2015-007 Race to the Top - Procurement and Suspension and Debarment

Fiscal year in which the finding initially occurred: 2014-2015


Pass-Through Entity, if pass-through or Federal Grantor Agency, if direct: US Department of Education

Contact Person Responsible for Corrective Action: David Holt, Treasurer

Contact Phone Number: 317-869-4300

Status of Audit Finding:

The School District has ensured that all documentation will not only be available electronically but also in paper format. The Board of Education did approve the transaction noted and were properly advised by the Director of Technology as to the specifics of the bid information received. Proper documentation for Suspension and Debarment has been created and maintained.



(Signature)

CFO

(Title)

10/29/18

(Date)

(Note to Officials: To determine what audit findings are required to be reported in the Summary Schedule of Prior Audit Findings, please see U.S. Office of Management and Budget (OMB), Circular A-133, Subpart C, section .315(b) for audit periods beginning before December 26, 2014. For audit periods beginning after December 26, 2014, please see 2 CFR §200.511(b).)



WARREN

The future begins here for life-long learning in our diverse community:
integrity, achievement, success.

METROPOLITAN SCHOOL DISTRICT OF WARREN TOWNSHIP CORRECTIVE ACTION PLAN

FINDING 2017-001

Internal Controls over Financial Transactions

Contact Person Responsible for Corrective Action: David Holt, CFO

Contact Phone Number: 317-869-4300

Views of Responsible Official:

The School District concurs with the finding of unreconciled bank statements during the audit period.

Description of Corrective Action Plan:

The School District continues to work with their financial software provider to determine the inconsistency of transactions posting correctly and the need to more effectively post payroll corrections that create timing variances in the monthly bank reconciliation.

FINDING 2017-002

School Breakfast Program, National School Lunch Program and Summer School Food Service Program for Children - Eligibility, Procurement and Suspension and Debarment, Reporting, and Special Tests and Provisions-Verification of Free and Reduced Price Applications (NSLP)

Contact Person Responsible for Corrective Action: David Holt, CFO

Contact Phone Number: 317-869-4300

Views of Responsible Official:

The School District concurs with the finding of an effective internal control system was not in place to ensure compliance with requirements related to the grant agreement and the following compliance requirements: Free and Reduced Meal Application Eligibility, Procurement and Suspension Debarment, Annual Financial Report Reporting and Verification of Free and Reduced Price Applications.

Description of Corrective Action Plan:

The School District will create and implement an internal control system for the following: Multiple signatures on all Free and Reduced meal Applications ensuring correct assistance is given; Procurement and Suspension Debarment spreadsheet will be created and monitored prior to all purchases; the Chief Financial Officer will also sign off on the Annual Financial Report when complete; and multiple signatures will sign off on all Verification of Free and Reduced Price Applications ensuring correct assistance is given.

EDUCATION & COMMUNITY CENTER

975 North Post Road
Indianapolis, Indiana 46219
(317) 869-4300 fax: (317) 869-4399

FINDING 2007-003

School Breakfast Program, National School Lunch Program and Summer School Food Service Program for Children – Cash Management

Contact Person Responsible for Corrective Action: David Holt, CFO
Contact Phone Number: 317-869-4300

Views of Responsible Official:

The School District agrees that the School Lunch fund cash balance exceeded the three month average expenditures during the audit period.

Description of Corrective Action Plan:

The School District is preparing for a large district wide renovation project that would include changes to each cafeteria, serving line and kitchen. The construction phase will begin in early 2019 and continue through 2023. The School District will continue to monitor the School Lunch fund cash balance to ensure that it does not exceed the three month average expenditure beyond the expected construction improvements.

FINDING 2017-004

School Breakfast Program, National School Lunch Program and Summer School Food Service Program for Children – Program Income

Contact Person Responsible for Corrective Action: David Holt, CFO
Contact Phone Number: 317-869-4300

Views of Responsible Official:

The School District concurs with the finding that the School Corporation established a single fund, the School Lunch fund, to record all activity of the food service programs. All receipts from sales, as well as prepayments, were recorded directly in the School Lunch Fund. Prepayments were not recorded in a separate fund.

Description of Corrective Action Plan:

The School District will create an 8400 fund to post all payments into prior to 0800.

FINDING 2017-005

Title I Grants to Local Educational Agencies – Annual Report Card, High School Graduation Rate

Contact Person Responsible for Corrective Action: David Holt, CFO

Contact Phone Number: 317-869-4300

Views of Responsible Official:

The School District concurs that not all student withdrawal/transfer forms were approved by the School Administrator.

Description of Corrective Action Plan:

The School District will ensure that all student withdrawal/transfer forms be signed by the appropriate School Administrator.

Anticipated Completion Date: December 15, 2018

David Holt
(Signature)

CFO
(Title)

11/29/18
(Date)

OTHER REPORTS

In addition to this report, other reports may have been issued for the School Corporation. All reports can be found on the Indiana State Board of Accounts' website: <http://www.in.gov/sboa/>.