

STATE BOARD OF ACCOUNTS
302 West Washington Street
Room E418
INDIANAPOLIS, INDIANA 46204-2769

FINANCIAL STATEMENT AND
FEDERAL SINGLE AUDIT REPORT
OF

METROPOLITAN SCHOOL DISTRICT
OF WARREN TOWNSHIP
MARION COUNTY, INDIANA

July 1, 2013 to June 30, 2015



FILED
09/29/2017

TABLE OF CONTENTS

<u>Description</u>	<u>Page</u>
Schedule of Officials	2
Independent Auditor's Report	3-5
Independent Auditor's Report on Internal Control over Financial Reporting and on Compliance and Other Matters Based on an Audit of the Financial Statement Performed in Accordance with <i>Government Auditing Standards</i>	6-7
Financial Statement and Accompanying Notes:	
Statement of Receipts, Disbursements, Other Financing Sources (Uses), and Cash and Investment Balances - Regulatory Basis	11-13
Notes to Financial Statement	14-19
Other Information - Unaudited:	
Combining Schedules of Receipts, Disbursements, Other Financing Sources (Uses), and Cash and Investment Balances - Regulatory Basis	22-49
Schedule of Leases and Debt	51
Supplemental Audit of Federal Awards:	
Independent Auditor's Report on Compliance for Each Major Federal Program and on Internal Control over Compliance	54-56
Schedule of Expenditures of Federal Awards and Accompanying Notes:	
Schedule of Expenditures of Federal Awards	58-59
Notes to Schedule of Expenditures of Federal Awards	60
Schedule of Findings and Questioned Costs	61-74
Auditee-Prepared Document:	
Corrective Action Plan	76-78
Other Reports	79

SCHEDULE OF OFFICIALS

<u>Office</u>	<u>Official</u>	<u>Term</u>
Chief Financial Officer/ Treasurer	David Holt	07-01-13 to 12-31-17
Superintendent of Schools	Dr. Dena Cushenberry	07-01-13 to 06-30-18
President of the School Board	Julie French Anthony R. Mendez Susan Switzer Julie French Anthony R. Mendez	07-01-13 to 12-31-13 01-01-14 to 12-31-14 01-01-15 to 12-31-15 01-01-16 to 12-31-16 01-01-17 to 12-31-17



STATE OF INDIANA
AN EQUAL OPPORTUNITY EMPLOYER

STATE BOARD OF ACCOUNTS
302 WEST WASHINGTON STREET
ROOM E418
INDIANAPOLIS, INDIANA 46204-2769

Telephone: (317) 232-2513
Fax: (317) 232-4711
Web Site: www.in.gov/sboa

INDEPENDENT AUDITOR'S REPORT

TO: THE OFFICIALS OF THE METROPOLITAN SCHOOL DISTRICT
OF WARREN TOWNSHIP, MARION COUNTY, INDIANA

Report on the Financial Statement

We have audited the accompanying financial statement of the Metropolitan School District of Warren Township (School Corporation), which comprises the financial position and results of operations for the period of July 1, 2013 to June 30, 2015, and the related notes to the financial statement as listed in the Table of Contents.

Management's Responsibility for the Financial Statement

Management is responsible for the preparation and fair presentation of this financial statement in accordance with the financial reporting provisions of the Indiana State Board of Accounts as allowed by state statute (IC 5-11-1-6). Management is responsible for and has determined that the regulatory basis of accounting, as established by the Indiana State Board of Accounts, is an acceptable basis of presentation. Management is also responsible for the design, implementation, and maintenance of internal control relevant to the preparation and fair presentation of a financial statement that is free from material misstatement, whether due to fraud or error.

Auditor's Responsibility

Our responsibility is to express an opinion on this financial statement based on our audit. We conducted our audit in accordance with auditing standards generally accepted in the United States of America and the standards applicable to financial audits contained in *Government Auditing Standards*, issued by the Comptroller General of the United States. Those standards require that we plan and perform the audit to obtain reasonable assurance about whether the financial statement is free from material misstatement.

An audit involves performing procedures to obtain audit evidence about the amounts and disclosures in the financial statement. The procedures selected depend on the auditor's judgment, including the assessment of the risks of material misstatement of the financial statement, whether due to fraud or error. In making those risk assessments, the auditor considers internal control relevant to the School Corporation's preparation and fair presentation of the financial statement in order to design audit procedures that are appropriate in the circumstances, but not for the purpose of expressing an opinion on the effectiveness of the School Corporation's internal control. Accordingly, we express no such opinion. An audit also includes evaluating the appropriateness of accounting policies used and the reasonableness of significant accounting estimates made by management, as well as evaluating the overall presentation of the financial statement.

We believe that the audit evidence we have obtained is sufficient and appropriate to provide a basis for our audit opinion.

INDEPENDENT AUDITOR'S REPORT
(Continued)

Basis for Adverse Opinion on U.S. Generally Accepted Accounting Principles

As discussed in Note 1 to the financial statement, the School Corporation prepares its financial statement on the prescribed basis of accounting that demonstrates compliance with the reporting requirements established by the Indiana State Board of Accounts as allowed by state statute (IC 5-11-1-6), which is a basis of accounting other than accounting principles generally accepted in the United States of America.

The effects on the financial statement of the variances between the regulatory basis of accounting described in Note 1 and accounting principles generally accepted in the United States of America, although not reasonably determinable, are presumed to be material.

Adverse Opinion on U.S. Generally Accepted Accounting Principles

In our opinion, because of the significance of the matter discussed in the *Basis for Adverse Opinion on U.S. Generally Accepted Accounting Principles* paragraph, the financial statement referred to above does not present fairly, in accordance with accounting principles generally accepted in the United States of America, the financial position and results of operations of the School Corporation for the period of July 1, 2013 to June 30, 2015.

Opinion on Regulatory Basis of Accounting

In our opinion, the financial statement referred to above presents fairly, in all material respects, the financial position and results of operations of the School Corporation for the period of July 1, 2013 to June 30, 2015, in accordance with the financial reporting provisions of the Indiana State Board of Accounts described in Note 1.

Other Matters

Supplementary Information

Our audit was conducted for the purpose of forming an opinion on the School Corporation's financial statement. The accompanying Schedule of Expenditures of Federal Awards is presented for purposes of additional analysis as required by the *U.S. Office of Management and Budget Circular A-133, Audits of States, Local Governments, and Non-Profit Organizations*, and is not a required part of the financial statement. Such information is the responsibility of management and was derived from and relates directly to the underlying accounting and other records used to prepare the financial statement. The information has been subjected to the auditing procedures applied in the audit of the financial statement and certain additional procedures, including comparing and reconciling such information directly to the underlying accounting and other records used to prepare the financial statement or to the financial statement itself, and other additional procedures in accordance with auditing standards generally accepted in the United States of America. In our opinion, the Schedule of Expenditures of Federal Awards is fairly stated, in all material respects, in relation to the financial statement taken as a whole.


Other Information

Our audit was conducted for the purpose of forming an opinion on the School Corporation's financial statement. The Combining Schedules of Receipts, Disbursements, Other Financing Sources (Uses), and Cash and Investment Balances - Regulatory Basis and Schedule of Leases and Debt as listed in the Table of Contents, are presented for additional analysis and are not required parts of the financial statement. They have not been subjected to the auditing procedures applied by us in the audit of the financial statement and, accordingly, we express no opinion on them.

INDEPENDENT AUDITOR'S REPORT
(Continued)

Other Reporting Required by *Government Auditing Standards*

In accordance with *Government Auditing Standards*, we have also issued a report dated September 26, 2017, on our consideration of the School Corporation's internal control over financial reporting and our tests of its compliance with certain provisions of laws, regulations, contracts, grant agreements, and other matters. The purpose of that report is to describe the scope of our testing of internal control over financial reporting and compliance and the results of that testing and not to provide an opinion on the internal control over financial reporting or on compliance. That report is an integral part of an audit performed in accordance with *Government Auditing Standards* in considering the School Corporation's internal control over financial reporting and compliance.


Paul D. Joyce, CPA
State Examiner

September 26, 2017



STATE OF INDIANA
AN EQUAL OPPORTUNITY EMPLOYER

STATE BOARD OF ACCOUNTS
302 WEST WASHINGTON STREET
ROOM E418
INDIANAPOLIS, INDIANA 46204-2769

Telephone: (317) 232-2513
Fax: (317) 232-4711
Web Site: www.in.gov/sboa

INDEPENDENT AUDITOR'S REPORT ON INTERNAL CONTROL OVER FINANCIAL REPORTING
AND ON COMPLIANCE AND OTHER MATTERS BASED ON AN AUDIT OF THE FINANCIAL
STATEMENT PERFORMED IN ACCORDANCE WITH *GOVERNMENT AUDITING STANDARDS*

TO: THE OFFICIALS OF THE METROPOLITAN SCHOOL DISTRICT
OF WARREN TOWNSHIP, MARION COUNTY, INDIANA

We have audited, in accordance with auditing standards generally accepted in the United States of America and the standards applicable to financial audits contained in *Government Auditing Standards*, issued by the Comptroller General of the United States, the financial statement of the Metropolitan School District of Warren Township (School Corporation), which comprises the financial position and results of operations for the period of July 1, 2013 to June 30, 2015, and the related notes to the financial statement, and have issued our report thereon dated September 26, 2017, wherein we noted the School Corporation followed accounting practices the Indiana State Board of Accounts prescribes rather than accounting principles generally accepted in the United States of America.

Internal Control over Financial Reporting

In planning and performing our audit of the financial statement, we considered the School Corporation's internal control over financial reporting (internal control) to determine the audit procedures that are appropriate in the circumstances for the purpose of expressing our opinion on the financial statement, but not for the purpose of expressing an opinion on the effectiveness of the School Corporation's internal control. Accordingly, we do not express an opinion on the effectiveness of the School Corporation's internal control.

Our consideration of the internal control was for the limited purpose described in the preceding paragraph and was not designed to identify all deficiencies in internal control that might be material weaknesses or significant deficiencies and, therefore, material weaknesses or significant deficiencies may exist that were not identified. However, as described in the accompanying Schedule of Findings and Questioned Costs, we identified certain deficiencies in internal control over financial reporting that we consider to be material weaknesses.

A deficiency in internal control exists when the design or operation of a control does not allow management or employees, in the normal course of performing their assigned functions, to prevent, or detect and correct, misstatements on a timely basis. A material weakness is a deficiency, or a combination of deficiencies, in internal control, such that there is a reasonable possibility that a material misstatement of the School Corporation's financial statement will not be prevented, or detected and corrected, on a timely basis. We consider the deficiencies described in the accompanying Schedule of Findings and Questioned Costs as items 2015-001 and 2015-002 to be material weaknesses.

INDEPENDENT AUDITOR'S REPORT ON INTERNAL CONTROL OVER FINANCIAL REPORTING
AND ON COMPLIANCE AND OTHER MATTERS BASED ON AN AUDIT OF THE FINANCIAL
STATEMENT PERFORMED IN ACCORDANCE WITH *GOVERNMENT AUDITING STANDARDS*
(Continued)

Compliance and Other Matters


As part of obtaining reasonable assurance about whether the School Corporation's financial statement is free from material misstatement, we performed tests of its compliance with certain provisions of laws, regulations, contracts, and grant agreements, noncompliance with which could have a direct and material effect on the determination of financial statement amounts. However, providing an opinion on compliance with those provisions was not an objective of our audit and, accordingly, we do not express such an opinion. The results of our tests disclosed instances of noncompliance or other matters that are required to be reported under *Government Auditing Standards* and which are described in the accompanying Schedule of Findings and Questioned Costs as item 2015-002.

Metropolitan School District of Warren Township's Response to Findings

The School Corporation's response to the findings identified in our audit is described in the accompanying Corrective Action Plan. The School Corporation's response was not subjected to the auditing procedures applied in the audit of the financial statement and, accordingly, we express no opinion on it.

Purpose of This Report

The purpose of this report is solely to describe the scope of our testing of internal control and compliance and the results of that testing, and not to provide an opinion on the effectiveness of the School Corporation's internal control or on compliance. This report is an integral part of an audit performed in accordance with *Government Auditing Standards* in considering the School Corporation's internal control and compliance. Accordingly, this communication is not suitable for any other purpose.


Paul D. Joyce, CPA
State Examiner

September 26, 2017

(This page intentionally left blank.)

FINANCIAL STATEMENT AND ACCOMPANYING NOTES

The financial statement and accompanying notes were approved by management of the School Corporation. The financial statement and notes are presented as intended by the School Corporation.

(This page intentionally left blank.)

METROPOLITAN SCHOOL DISTRICT OF WARREN TOWNSHIP
 STATEMENT OF RECEIPTS, DISBURSEMENTS, OTHER FINANCING SOURCES (USES), AND CASH AND INVESTMENT BALANCES -
 REGULATORY BASIS
 For the Years Ended June 30, 2014 and 2015

Fund	Cash and Investments 07-01-13		Other Financing Sources (Uses)		Cash and Investments 06-30-14		Other Financing Sources (Uses)		Cash and Investments 06-30-15	
	Receipts	Disbursements	Receipts	Disbursements	Receipts	Disbursements	Receipts	Disbursements	Receipts	Disbursements
General	\$ 5,370,567	\$ 82,277,764	\$ 81,430,885	\$ 41,795	\$ 6,259,241	\$ 84,922,613	\$ 83,548,410	\$ 50,911	\$ 7,684,355	
Debt Service	366,804	15,382,669	17,040,126	-	(1,290,653)	14,742,599	13,591,162	-	(139,216)	
Retirement/Severance Bond Debt Service	514,162	2,807,846	2,378,599	-	943,409	2,603,012	2,840,238	-	706,183	
Capital Projects	3,656,473	11,095,106	10,009,732	(1,956,656)	2,785,191	13,263,317	9,986,690	(1,994,929)	4,066,889	
School Transportation	2,261,220	10,271,365	9,401,111	-	3,131,474	10,733,510	10,848,660	-	3,016,324	
School Bus Replacement	905,170	509,193	774,545	-	639,818	1,124,566	849,691	-	914,693	
Rainy Day	2,500,000	-	2,500,000	2,000,000	2,000,000	-	-	2,000,000	4,000,000	
Retirement/Severance Bond	2,633,422	-	-	-	2,633,422	-	-	-	2,633,422	
Construction	-	-	-	1,993,005	1,993,005	-	1,877,995	-	115,010	
Series 1 - MSD Warren Safe Keeping Acct.	-	-	45,500	-	45,500	-	-	-	-	
2011 QSCB Bonds	16,841	-	-	(16,841)	-	-	-	-	-	
School Lunch	1,465,103	7,496,777	6,727,197	-	2,234,683	8,278,164	7,655,913	-	2,856,934	
Textbook Rental	297,849	1,131,370	1,138,075	-	291,144	1,008,093	688,048	-	611,189	
Warren Performing Arts Center	74,771	217,106	195,388	-	96,489	178,699	139,216	-	135,972	
Child Care Program	(124,877)	1,187,568	986,217	-	76,474	773,850	821,733	-	28,591	
Alternative Education	-	107,460	107,460	-	-	131,990	131,990	-	-	
FY14 Early Intervention Grant	1,174	27,887	28,346	-	715	-	715	-	-	
FY15 Early Intervention Grant	-	-	-	-	-	78,492	76,760	-	1,732	
FY12 WCHS Yoga for Heart & Mind	877	-	860	-	17	-	-	-	17	
FY12 Early Childhood Center Big Lots	2,000	-	2,000	-	-	-	-	-	-	
FY13 BR-Give Me a Beat (WAEF)	2,500	-	2,500	-	-	-	-	-	-	
FY14 SH- Percussion Experience - WAEF	-	1,750	1,750	-	-	-	-	-	-	
FY14 RPMS- Robotics - WAEF CC514-07	-	2,500	2,335	-	165	-	165	-	-	
Sonny Day Food Pantry - PTA	-	1,100	-	-	1,100	8,675	6,933	-	2,842	
WPAC-Electrify Your Strings 2014	-	2,500	-	-	2,500	-	2,500	-	-	
FY15 CMS - Math Hero Grant	-	-	-	-	-	2,500	1,880	-	620	
FY15 CMS/CIA - Urban League Stem Grant	-	-	-	-	-	12,393	12,574	-	(181)	
FY15 CMS - Techpoint Grant	-	-	-	-	-	5,724	5,724	-	-	
FY14 Circuitry Comes Alive/WCC - Dow Chemi	-	10,555	10,555	-	-	-	-	-	-	
FY14 First Robotics - WCC	-	5,000	-	-	5,000	4,500	5,000	-	4,500	
FY15 WCHS- Chemistry with Lego Bricks	-	-	-	-	-	1,500	1,538	-	(38)	
FY15 CACFP-Indy Hunger Network	-	-	-	-	-	3,000	-	-	3,000	
FY15 Brining back a Baton Baron - WCHS	-	-	-	-	-	2,500	2,500	-	-	
FY15 Expanding Author Visit - CMS/CIA	-	-	-	-	-	2,500	-	-	2,500	
Chartwell's Donations	-	-	-	-	-	3,000	4,000	-	(1,000)	
Food Service Grants	-	-	-	-	-	10,770	833	-	9,937	
EA/BR BEE-BOT WAEF Collaborative Grant	-	-	-	-	-	4,960	4,659	-	301	
Early Childhood Grants	-	-	-	-	-	-	10,285	-	(10,285)	
WCC-Finance Academy (Direct Grant)	-	1,000	1,000	-	-	-	-	-	-	
BCGCI Summer Prog. - Lilly Endowment 2014	-	-	-	-	-	4,000	-	-	4,000	
FY16 Continuing Education Grant - RR-NBM	-	-	-	-	-	1,466	-	-	1,466	
FY15 WCHS Band, Guard (Salesforce Found)	-	-	-	-	-	2,000	1,000	-	1,000	
ISB Library - WCHS	5,000	10,000	8,750	-	6,250	5,000	-	-	11,250	
FY14 WCHS - Just Say No - WAEF	-	2,500	2,500	-	-	-	-	-	-	
FY12 CICF - Lumina College Readiness	58,272	-	55,734	-	2,538	-	2,538	-	-	
CICF - WCHS - Luttrell Memorial Scholarship	6,007	-	-	-	6,007	-	1,000	-	5,007	

The notes to the financial statement are an integral part of this statement.

METROPOLITAN SCHOOL DISTRICT OF WARREN TOWNSHIP
STATEMENT OF RECEIPTS, DISBURSEMENTS, OTHER FINANCING SOURCES (USES), AND CASH AND INVESTMENT BALANCES -
REGULATORY BASIS
For the Years Ended June 30, 2014 and 2015
(Continued)

Fund	Cash and Investments		Other Financing		Cash and Investments		Other Financing		Cash and Investments	
	07-01-13	Receipts	Disbursements	Sources (Uses)	06-30-14	Receipts	Disbursements	Sources (Uses)	06-30-15	
FY10 Reebok Foundation - Brookview	71	-	71	-	-	-	-	-	-	-
Instruction Support	-	-	-	-	-	4,000	1,620	-	-	2,380
WCHS - CICF - Library Collection Development	128	14,500	13,863	-	765	15,252	15,881	-	-	136
FY09 Common Goal Graduation Coaches	-	9,378	-	-	9,378	-	-	-	-	9,378
Expression/Spirit - WCHS	-	2,000	2,000	-	-	-	-	-	-	-
Wellness Center - Target Parent Training	6,572	2,150	2,820	-	5,902	2,650	3,115	-	-	5,437
FY15 Fuel Up To Play 60	-	-	-	-	-	12,000	11,492	-	-	508
FY00-01 Oasis Training	4,408	-	180	-	4,228	-	-	-	-	4,228
FY12 LP - Lowe's Foundation	506	-	503	-	3	-	3	-	-	-
FY13 Community Hospital - Dental Clinic - WCC	(10,179)	11,429	1,250	-	-	-	-	-	-	-
SME Foundation Prime Grant - WCC	5,993	10,014	3,434	-	12,573	-	2,511	-	-	10,062
FY02-04 Lilly #2001-1495-000	234,185	-	-	-	234,185	-	-	-	-	234,185
FY03-04 Pleasant Run Judo Club	1,175	-	1,094	-	81	-	81	-	-	-
WAEF/Lilly Residency Grants	5,038	-	-	-	5,038	-	-	-	-	5,038
Extra-Curricular Activities	31,656	153,027	155,257	-	29,426	48,894	54,852	-	-	23,468
Donations	-	811	315	-	496	-	-	-	-	496
Warren Central High School Funds	(198,989)	21,500	11	-	(177,500)	36,250	1,065	-	-	(142,315)
FY12 Pleasant Run Student Activities	112	-	112	-	-	-	-	-	-	-
Recreational Activities	4,312	-	702	-	3,610	-	665	-	-	2,945
Transportation - Pepsi Fund	783	1,881	2,038	-	626	1,583	2,226	-	-	(17)
Service Bldg. - Pepsi Fund	1,626	1,458	1,645	-	1,439	881	1,231	-	-	1,089
FY13 WCC-Prostart National - FACS	2,329	-	-	-	2,329	-	-	-	-	2,329
WCC Mobile Media Production Fund	-	11,350	85,137	-	(73,787)	41,331	28,655	-	-	(61,111)
Technology Repair Fund (District)	-	18,872	2,196	-	16,676	24,833	62,867	-	-	(21,358)
FY10 - MDWISE Tools for Schools - Lakeside Elementary	185	-	185	-	-	-	-	-	-	-
Warren Retirement Dinner	428	2,460	2,412	-	476	1,962	375	-	-	2,063
Special Projects	25,141	4,219	3,717	-	25,643	5,862	3,204	-	-	28,301
Bowen Foundation Certification Grant	653	5,000	653	-	5,000	-	2,494	-	-	2,506
Walker Career Center - Equipment (Radio Tower)	1,100	-	-	-	1,100	-	-	-	-	1,100
Principal Leadership Academy	296,535	151,239	183,380	11,023	275,417	185,071	125,245	-	-	335,243
Adult and Continuing Education	-	-	-	-	-	833,880	1,027,803	-	-	(193,923)
Step Ahead	-	-	-	-	-	3,579	9,635	-	-	(6,056)
Medicaid Reimbursement	-	-	-	-	-	45,440	-	(43,173)	-	2,267
Secured Schools Safety Grant	-	-	36,722	-	(36,722)	91,890	62,878	-	-	(7,710)
Medicaid Reimbursement - State	2,349	38,839	-	(41,795)	(607)	49,333	47,066	607	-	2,267
Non-English Speaking Programs P.L. 273-1999	3,249	76,847	77,876	-	2,220	-	2,220	-	-	-
FY15 Non-English Speaking 51115-156	-	-	-	-	-	80,342	70,063	-	-	10,279
School Technology	295,281	143,963	31,476	-	407,768	99,337	-	-	-	507,105
Performance Based Awards	-	-	-	-	-	245,746	276,758	-	-	(31,012)
WCC-Building Trades	(12,038)	-	84,526	-	(96,564)	-	109,307	171,975	-	(33,896)
WCHS Jr. ROTC	2,998	66,326	69,324	-	-	64,441	64,441	-	-	-
FY14 High Ability Grant	-	73,391	73,391	-	-	-	-	-	-	-
Education To Go (ED2GO) - WCC	3,539	3,741	2,484	-	4,796	1,612	1,556	-	-	4,852
FY15 High Ability Grant	-	-	-	-	-	71,668	71,668	-	-	-
Adult Ed Welding (EST. 1/12/09)	12,113	-	1,090	(11,023)	-	-	-	-	-	-
FY13 High Ability 03413-169-PN01	34,797	-	34,797	-	-	-	-	-	-	-
FY09 Acuity Project Site Visit-ST/EA	817	-	-	-	817	-	588	-	-	229
FY03 - Reading Recovery	635	-	635	-	-	-	-	-	-	-
FY13 Title I School Improvement ST	(14,177)	101,256	87,079	-	-	-	-	-	-	-
FY13 Title I School Improvement PR	(16,169)	101,684	85,515	-	-	-	-	-	-	-

The notes to the financial statement are an integral part of this statement.

METROPOLITAN SCHOOL DISTRICT OF WARREN TOWNSHIP
STATEMENT OF RECEIPTS, DISBURSEMENTS, OTHER FINANCING SOURCES (USES), AND CASH AND INVESTMENT BALANCES -
REGULATORY BASIS
For the Years Ended June 30, 2014 and 2015
(Continued)

Fund	Cash and Investments 07-01-13	Receipts	Disbursements	Other Financing Sources (Uses)	Cash and Investments 06-30-14	Receipts	Disbursements	Other Financing Sources (Uses)	Cash and Investments 06-30-15
FY13 Title I Basic	(193,845)	658,030	448,023	(16,162)	-	-	-	-	-
FY15 Title I	-	-	-	-	-	2,720,481	3,035,597	-	(315,116)
FY14 Title I Proj. 14-5360	-	2,200,092	2,425,624	16,162	(209,370)	448,873	239,503	-	-
FY15 Title I Distinguished School, Hawthorn	-	-	-	-	-	2,886	3,371	-	(485)
FY15 Title School Improvement Grants SMS	-	-	-	-	-	912,662	937,294	-	(24,632)
IDEA	-	126,842	126,842	-	-	-	-	-	-
(IDEA, Part B) LEA Capacity Building (Sliver) Grants	(11,906)	19,873	8,568	-	(601)	2,417	1,816	-	-
FY13 IDEA, Part B	(106,148)	408,668	326,343	-	(23,823)	85,659	61,836	-	-
FY13 Special Education Improvement Grant	(5,744)	70,000	64,256	-	-	-	-	-	-
FY14 Part B Technical Assistance 84.027A	-	47,930	47,930	-	-	35,085	39,985	-	(4,900)
FY15 IDEA, Part B	-	-	-	-	-	2,241,487	2,441,553	-	(200,066)
FY14 IDEA, Part B	-	2,023,742	2,316,525	-	(292,783)	562,028	312,338	-	(43,093)
FY03 CSPD CFDA#84.027A	(34)	-	-	-	(34)	-	-	-	(34)
Federal Assistance Educational Preschool Handicapped	-	-	-	-	-	53,944	59,074	-	(5,130)
FY04 IDEA Carryover Grant	(13,322)	-	-	-	(13,322)	-	-	-	(13,322)
FY14 Part B 619 Preschool 45714-059-PN01	-	45,208	51,947	-	(6,739)	13,438	6,699	-	-
FY13 ABE Federal Grant	(142,386)	179,688	37,321	-	(19)	-	(19)	-	-
FY13 ABE State Grant	(31,972)	33,098	1,429	-	(303)	-	(303)	-	-
FY13 Adult Ed Innovation	(20,261)	22,403	2,142	-	-	-	-	-	-
FY13 Adult Ed Professional Development	(618)	618	-	-	-	-	-	-	-
FY14 ABE Federal Grant	-	172,529	214,634	-	(42,105)	73,896	31,791	-	-
FY14 ABE State Grant	-	312,869	420,413	-	(107,544)	157,175	49,631	-	-
FY13 EL Civics Grant	(2,853)	10,975	12,431	-	(4,309)	-	-	-	(4,309)
FY14 EL Civics Grant C1-4-ELC-2-33	-	17,623	15,970	-	1,653	2,943	288	-	4,308
FY15 EL Civics Grant C1-5-ELC-4-33	-	-	-	-	-	38,096	77,562	-	(39,466)
FY15 ABE Federal C1-5-AE-4-58	-	-	-	-	-	109,072	133,389	-	(24,317)
Medicaid Reimbursement - Federal	413,587	214,137	53,758	-	573,966	193,245	114,878	(8,345)	643,988
FY14 Perkins	-	196,654	215,472	-	(18,818)	62,385	43,567	-	-
21st Century Comm Lrng Center 84.287	-	-	-	-	-	203,309	236,107	-	(32,798)
FY15 Perkins	-	-	-	-	-	188,015	197,913	-	(9,898)
FY13 Perkins	(17,717)	64,366	46,649	-	-	-	-	-	-
FY15 McKinney-Vento Homeless 84.196	-	-	-	-	-	10,561	18,085	-	(7,524)
Improving Teaching Quality, No Child Left, Title II, Part A	(1,350)	-	406	-	(1,756)	-	-	-	(1,756)
FFY13 Title IIA, Improv Teacher Quality CF.	-	-	-	-	-	208,126	227,130	-	(19,004)
ITQ, Enhanced Education Through Technology, Title II, Part D	(8,132)	25,226	15,744	-	1,350	-	-	-	1,350
FFY12 Title II Part A Improv. Teacher Effe	-	213,189	232,580	-	(19,391)	56,589	37,198	-	-
Title III - Language Instruction	(576)	124,362	143,618	-	(19,832)	-	-	-	(19,832)
FY15 Title III Wida Supp. 01113-360-PN01	-	-	-	-	-	3,318	3,318	-	-
FY14 Title III, Part A	-	-	-	-	-	33,439	14,003	-	19,436
FY14 Title III PD Grant	-	-	-	-	-	8,889	8,889	-	-
FY15 Title III Part A LEP 01115-068-PN01	-	-	-	-	-	92,244	109,060	-	(16,816)
Race To The Top District	(66,229)	12,970,586	13,104,927	-	(200,570)	4,066,719	3,956,616	-	(90,467)
Chi-Training	70,615	66,698	47,589	-	89,724	40,890	30,738	-	99,876
Payroll Clearing	789,732	48,166,866	49,270,300	-	(313,702)	50,331,680	51,988,906	-	(1,970,928)
Totals	\$ 21,391,338	\$ 201,968,623	\$ 203,550,496	\$ 2,065,008	\$ 21,874,473	\$ 202,840,781	\$ 199,599,728	\$ 177,046	\$ 25,292,572

The notes to the financial statement are an integral part of this statement.

METROPOLITAN SCHOOL DISTRICT OF WARREN TOWNSHIP
NOTES TO FINANCIAL STATEMENT

Note 1. Summary of Significant Accounting Policies

A. Reporting Entity

School Corporation, as used herein, shall include, but is not limited to, the following: school townships, school towns, school cities, consolidated school corporations, joint schools, metropolitan school districts, township school districts, county schools, united schools, school districts, cooperatives, educational service centers, community schools, community school corporations, and charter schools.

The School Corporation was established under the laws of the State of Indiana. The School Corporation operates under a Board of School Trustees form of government and provides educational services.

The accompanying financial statement presents the financial information for the School Corporation.

B. Basis of Accounting

The financial statement is reported on a regulatory basis of accounting prescribed by the Indiana State Board of Accounts in accordance with state statute (IC 5-11-1-6), which is a comprehensive basis of accounting other than accounting principles generally accepted in the United States of America. The basis of accounting involves the reporting of only cash and investments and the changes therein resulting from cash inflows (receipts) and cash outflows (disbursements) reported in the period in which they occurred.

The regulatory basis of accounting differs from accounting principles generally accepted in the United States of America, in that receipts are recognized when received in cash, rather than when earned, and disbursements are recognized when paid, rather than when a liability is incurred.

C. Cash and Investments

Investments are stated at cost. Any changes in fair value of the investments are reported as receipts in the year of the sale of the investment.

D. Receipts

Receipts are presented in the aggregate on the face of the financial statement. The aggregate receipts include the following sources:

Local sources. Amounts received from taxes, revenue from local governmental units other than school corporations, transfer tuition, transportation fees, investment income, food services, School Corporation activities, revenue from community service activities, and other revenue from local sources.

Intermediate sources. Amounts received as distributions from the County for fees collected for or on behalf of the School Corporation including, but not limited to, the following: educational license plate fees, congressional interest, riverboat distributions, and other similar fees.

METROPOLITAN SCHOOL DISTRICT OF WARREN TOWNSHIP
NOTES TO FINANCIAL STATEMENT
(Continued)

State sources. Amounts received as distributions from the State of Indiana that are to be used by the School Corporation for various purposes, including, but not limited to, the following: unrestricted grants, restricted grants, revenue in lieu of taxes, and revenue for or on behalf of the School Corporation.

Federal sources. Amounts received as distributions from the federal government that are to be used by the School Corporation for various purposes, including, but not limited to, the following: unrestricted grants, restricted grants, revenue in lieu of taxes, and revenue for or on behalf of the School Corporation.

Temporary loans. Amounts received from a loan obtained to pay current expenses prior to the receipt of revenue from taxes levied for that purpose. These loans, sometimes designated tax anticipation warrants, must be repaid from the next semiannual distribution of local property taxes levied for such fund.

Other receipts. Amounts received from various sources, including, but not limited to, the following: return of petty cash, return of cash change, insurance claims for losses, sale of securities, and other receipts not listed in another category above.

E. Disbursements

Disbursements are presented in the aggregate on the face of the financial statement. The aggregate disbursements include the following uses:

Instruction. Amounts disbursed for regular programs, special programs, adult and continuing education programs, summer school programs, enrichment programs, remediation, and payments to other governmental units.

Support services. Amounts disbursed for support services related to students, instruction, general administration, school administration, outflows for central services, operation and maintenance of plant services, and student transportation.

Noninstructional services. Amounts disbursed for food service operations and community service operations.

Facilities acquisition and construction. Amounts disbursed for the acquisition, development, construction, and improvement of new and existing facilities.

Debt service. Amounts disbursed for fixed obligations resulting from financial transactions previously entered into by the School Corporation, including: all expenditures for the reduction of the principal and interest of the School Corporation's general obligation indebtedness.

Nonprogrammed charges. Amounts disbursed for donations to foundations, securities purchased, indirect costs, scholarships, and self-insurance payments.

F. Other Financing Sources and Uses

Other financing sources and uses are presented in the aggregate on the face of the financial statement. The aggregate other financing sources and uses include the following:

METROPOLITAN SCHOOL DISTRICT OF WARREN TOWNSHIP
NOTES TO FINANCIAL STATEMENT
(Continued)

Proceeds of long-term debt. Amounts received in relation to the issuance of bonds or other long-term debt issues.

Sale of capital assets. Amounts received when land, buildings, or equipment owned by the School Corporation are sold.

Transfers in. Amounts received by one fund as a result of transferring money from another fund. The transfers are used for cash flow purposes as provided by various statutory provisions.

Transfers out. Amounts paid by one fund to another fund. The transfers are used for cash flow purposes as provided by various statutory provisions.

G. Fund Accounting

Separate funds are established, maintained, and reported by the School Corporation. Each fund is used to account for amounts received from and used for specific sources and uses as determined by various regulations. Restrictions on some funds are set by statute while other funds are internally restricted by the School Corporation. The amounts accounted for in a specific fund may only be available for use for certain, legally-restricted purposes. Additionally, some funds are used to account for assets held by the School Corporation in a trustee capacity as an agent of individuals, private organizations, other funds, or other governmental units and, therefore, the funds cannot be used for any expenditures of the unit itself.

Note 2. Budgets

The operating budget is initially prepared and approved at the local level. The fiscal officer of the School Corporation submits a proposed operating budget to the governing board for the following calendar year. The budget is advertised as required by law. Prior to adopting the budget, the governing board conducts public hearings and obtains taxpayer comments. Prior to November 1, the governing board approves the budget for the next year. The budget for funds for which property taxes are levied or highway use taxes are received is subject to final approval by the Indiana Department of Local Government Finance.

Note 3. Property Taxes

Property taxes levied are collected by the County Treasurer and are scheduled to be distributed to the School Corporation in June and December; however, situations can arise which would delay the distributions. State statute (IC 6-1.1-17-16) requires the Indiana Department of Local Government Finance to establish property tax rates and levies by February 15. These rates were based upon the preceding year's March 1 (lien date) assessed valuations adjusted for various tax credits. Taxable property is assessed at 100 percent of the true tax value (determined in accordance with rules and regulations adopted by the Indiana Department of Local Government Finance). Taxes may be paid in two equal installments which normally become delinquent if not paid by May 10 and November 10, respectively.

METROPOLITAN SCHOOL DISTRICT OF WARREN TOWNSHIP
NOTES TO FINANCIAL STATEMENT
(Continued)

Note 4. Deposits and Investments

Deposits, made in accordance with state statute (IC 5-13), with financial institutions in the State of Indiana, at year end, should be entirely insured by the Federal Depository Insurance Corporation or by the Indiana Public Deposit Insurance Fund. This includes any deposit accounts issued or offered by a qualifying financial institution.

State statutes authorize the School Corporation to invest in securities including, but not limited to, the following: federal government securities, repurchase agreements, and certain money market mutual funds. Certain other statutory restrictions apply to all investments made by local governmental units.

Note 5. Risk Management

The School Corporation may be exposed to various risks of loss related to torts; theft of, damage to, and destruction of assets; errors and omissions; job-related illnesses or injuries to employees; medical benefits to employees, retirees, and dependents; and natural disasters.

These risks can be mitigated through the purchase of insurance, establishment of a self-insurance fund, and/or participation in a risk pool. The purchase of insurance transfers the risk to an independent third-party. The establishment of a self-insurance fund allows the School Corporation to set aside money for claim settlements. The self-insurance fund would be included in the financial statement. The purpose of participation in a risk pool is to provide a medium for the funding and administration of the risks.

Note 6. Pension Plans

A. Public Employees' Retirement Fund

Plan Description

The Indiana Public Employees' Retirement Fund (PERF) is a defined benefit pension plan. PERF is a cost-sharing multiple-employer public employee retirement system, which provides retirement benefits to plan members and beneficiaries. All full-time employees are eligible to participate in this defined benefit plan. State statutes (IC 5-10.2 and 5-10.3) govern, through the Indiana Public Retirement System (INPRS) Board, most requirements of the system, and give the School Corporation authority to contribute to the plan. The PERF retirement benefit consists of the pension provided by employer contributions plus an annuity provided by the member's annuity savings account. The annuity savings account consists of members' contributions, set by state statute at 3 percent of compensation, plus the interest credited to the member's account. The employer may elect to make the contributions on behalf of the member.

INPRS administers the plan and issues a publicly available financial report that includes financial statements and required supplementary information for the plan as a whole and for its participants. That report may be obtained by contacting:

METROPOLITAN SCHOOL DISTRICT OF WARREN TOWNSHIP
NOTES TO FINANCIAL STATEMENT
(Continued)

Indiana Public Retirement System
One North Capitol, Suite 001
Indianapolis, IN 46204
Ph. (888) 526-1687

Funding Policy and Annual Pension Cost

The contribution requirements of the plan members for PERF are established by the Board of Trustees of INPRS.

B. Teachers' Retirement Fund

Plan Description

The Indiana Teachers' Retirement Fund (TRF) is a defined benefit pension plan. TRF is a cost-sharing multiple-employer public employee retirement system, which provides retirement benefits to plan members and beneficiaries. All employees engaged in teaching or in the supervision of teaching in the public schools of the State of Indiana are eligible to participate in TRF. State statute (IC 5-10.2) governs, through the Indiana Public Retirement System (INPRS) Board, most requirements of the system, and gives the School Corporation authority to contribute to the plan. The TRF retirement benefit consists of the pension provided by employer contributions plus an annuity provided by the member's annuity savings account. The annuity savings account consists of members' contributions, set by state statute at 3 percent of compensation, plus the interest credited to the member's account. The School Corporation may elect to make the contributions on behalf of the member.

INPRS issues a publicly available financial report that includes financial statements and required supplementary information for the TRF plan as a whole and for its participants. That report may be obtained by contacting:

Indiana Public Retirement System
One North Capitol, Suite 001
Indianapolis, IN 46204
Ph. (888) 286-3544

Funding Policy and Annual Pension Cost

The School Corporation contributes the employer's share to TRF for certified employees employed under a federally funded program and all the certified employees hired after July 1, 1995. The School Corporation currently receives partial funding, through the school funding formula, from the State of Indiana for this contribution. The employer's share of contributions for certified personnel who are not employed under a federally funded program and were hired before July 1, 1995, is considered to be an obligation of, and is paid by, the State of Indiana.

Note 7. Cash Balance Deficits

The financial statement contains some funds with deficits in cash. For some funds, this is a result of expending funds prior to receipt of funding for construction projects and repairs. For other funds, it is a result of the funds being set up for reimbursable grants. The reimbursements for expenditure made by the School Corporation were not received by June 30, 2014 and 2015.

METROPOLITAN SCHOOL DISTRICT OF WARREN TOWNSHIP
NOTES TO FINANCIAL STATEMENT
(Continued)

Note 8. *Holding Corporation*

The School Corporation has entered into capital leases with MSD WarrenTwp. Vision 2005 Bldg. Corp. and School Bldg. Corp. of Warren Twp. 2008, (the lessors). The lessors were organized as not for profit corporations pursuant to state statute for the purpose of financing and constructing or reconstructing facilities for lease to the School Corporation. The lessors have been determined to be related-parties of the School Corporation. Lease payments during the fiscal years 2014 and 2015 totaled \$14,992,000 and \$13,482,000, respectively.

Note 9. *Other Postemployment Benefits*

The School Corporation provides to eligible retirees and their spouses the following benefits; health, dental, and vision. These benefits pose a liability to the School Corporation for this year and in future years. Information regarding the benefits can be obtained by contacting the School Corporation.

Note 10. *Combined Funds*

Funds related to Improving Teaching Quality Grants were reported individually in the current financial statement, but were combined into one fund for the prior financial statement.

(This page intentionally left blank.)

OTHER INFORMATION - UNAUDITED

The School Corporation's Financial Reports can be found on the Indiana Department of Education website: <http://www.doe.in.gov/finance/school-financial-reports>. This website is maintained by the Indiana Department of Education. More current financial information is available from the School Corporation Treasurer's office. Additionally, some financial information of the School Corporation can be found on the Gateway website: <https://gateway.ifionline.org/>.

Differences may be noted between the financial information presented in the financial statement contained in this report and the financial information presented in the School Corporation's Financial Reports referenced above. These differences, if any, are due to adjustments made to the financial information during the course of the audit. This is a common occurrence in any financial statement audit. The financial information presented in this report is audited information, and the accuracy of such information can be determined by reading the opinion given in the Independent Auditor's Report.

The other information presented was approved by management of the School Corporation. It is presented as intended by the School Corporation.

METROPOLITAN SCHOOL DISTRICT OF WARREN TOWNSHIP
 COMBINING SCHEDULE OF RECEIPTS, DISBURSEMENTS, OTHER FINANCING SOURCES (USES), AND CASH AND INVESTMENT BALANCES -
 REGULATORY BASIS
 For the Year Ended June 30, 2014

	General	Debt Service	Retirement/ Severance Bond Debt Service	Capital Projects	School Transportation	School Bus Replacement	Rainy Day	Retirement/ Severance Bond	Construction	Series 1 - MSD Warren Safe Keeping Acct.	2011 QSCB Bonds
Cash and investments - beginning	\$ 5,370,567	\$ 366,804	\$ 514,162	\$ 3,656,473	\$ 2,261,220	\$ 905,170	\$ 2,500,000	\$ 2,633,422	\$ -	\$ -	\$ 16,841
Receipts:											
Local sources	662,846	15,318,623	1,881,738	9,385,467	6,830,385	509,193	-	-	-	-	-
Intermediate sources	-	-	-	-	-	-	-	-	-	-	-
State sources	81,611,443	-	-	-	-	-	-	-	-	-	-
Federal sources	-	-	-	-	-	-	-	-	-	-	-
Temporary loans	-	64,046	926,108	1,708,639	3,440,562	-	-	-	-	-	-
Other receipts	3,475	-	-	1,000	418	-	-	-	-	-	-
Total receipts	82,277,764	15,382,669	2,807,846	11,095,106	10,271,365	509,193	-	-	-	-	-
Disbursements:											
Instruction	53,257,431	-	-	-	-	-	-	-	-	-	-
Support services	27,244,419	-	-	5,994,405	5,711,869	774,545	2,500,000	-	-	-	-
Noninstructional services	929,035	-	-	-	-	-	-	-	-	-	-
Facilities acquisition and construction	-	-	-	1,134,311	-	-	-	-	-	45,500	-
Debt service	-	17,040,126	2,378,599	2,881,016	3,689,242	-	-	-	-	-	-
Nonprogrammed charges	-	-	-	-	-	-	-	-	-	-	-
Total disbursements	81,430,885	17,040,126	2,378,599	10,009,732	9,401,111	774,545	2,500,000	-	-	45,500	-
Excess (deficiency) of receipts over disbursements	846,879	(1,657,457)	429,247	1,085,374	870,254	(265,352)	(2,500,000)	-	-	(45,500)	-
Other financing sources (uses):											
Proceeds of long-term debt	-	-	-	-	-	-	-	-	1,993,005	69,753	-
Sale of capital assets	-	-	-	2,250	-	-	-	-	-	-	-
Transfers in	41,795	-	-	41,094	-	-	2,000,000	-	-	-	-
Transfers out	-	-	-	(2,000,000)	-	-	-	-	-	(24,253)	(16,841)
Total other financing sources (uses)	41,795	-	-	(1,956,656)	-	-	2,000,000	-	1,993,005	45,500	(16,841)
Excess (deficiency) of receipts and other financing sources over disbursements and other financing uses	888,674	(1,657,457)	429,247	(871,282)	870,254	(265,352)	(500,000)	-	1,993,005	-	(16,841)
Cash and investments - ending	\$ 6,259,241	\$ (1,290,653)	\$ 943,409	\$ 2,785,191	\$ 3,131,474	\$ 639,818	\$ 2,000,000	\$ 2,633,422	\$ 1,993,005	\$ -	\$ -

METROPOLITAN SCHOOL DISTRICT OF WARREN TOWNSHIP
 COMBINING SCHEDULE OF RECEIPTS, DISBURSEMENTS, OTHER FINANCING SOURCES (USES), AND CASH AND INVESTMENT BALANCES -
 REGULATORY BASIS
 For the Year Ended June 30, 2014
 (Continued)

	School Lunch	Textbook Rental	Warren Performing Arts Center	Child Care Program	Alternative Education	FY14 Early Intervention Grant	FY15 Early Intervention Grant	FY12 WCHS Yoga for Heart & Mind	FY12 Early Childhood Center Big Lots	FY13 BR-Give Me a Beat (WAEF)
Cash and investments - beginning	\$ 1,465,103	\$ 297,849	\$ 74,771	\$ (124,877)	\$ -	\$ 1,174	\$ -	\$ 877	\$ 2,000	\$ 2,500
Receipts:										
Local sources	1,401,096	458,301	217,106	1,187,568	-	-	-	-	-	-
Intermediate sources	-	-	-	-	-	-	-	-	-	-
State sources	29,488	673,069	-	-	107,460	27,887	-	-	-	-
Federal sources	6,066,193	-	-	-	-	-	-	-	-	-
Temporary loans	-	-	-	-	-	-	-	-	-	-
Other receipts	-	-	-	-	-	-	-	-	-	-
Total receipts	7,496,777	1,131,370	217,106	1,187,568	107,460	27,887	-	-	-	-
Disbursements:										
Instruction	-	-	-	312,086	107,460	28,346	-	860	2,000	2,500
Support services	168,545	1,127,955	195,388	3,188	-	-	-	-	-	-
Noninstructional services	495,903	-	-	670,943	-	-	-	-	-	-
Facilities acquisition and construction	6,062,749	10,120	-	-	-	-	-	-	-	-
Debt service	-	-	-	-	-	-	-	-	-	-
Nonprogrammed charges	-	-	-	-	-	-	-	-	-	-
Total disbursements	6,727,197	1,138,075	195,388	986,217	107,460	28,346	-	860	2,000	2,500
Excess (deficiency) of receipts over disbursements	769,580	(6,705)	21,718	201,351	-	(459)	-	(860)	(2,000)	(2,500)
Other financing sources (uses):										
Proceeds of long-term debt	-	-	-	-	-	-	-	-	-	-
Sale of capital assets	-	-	-	-	-	-	-	-	-	-
Transfers in	-	-	74,771	-	-	-	-	-	-	-
Transfers out	-	-	(74,771)	-	-	-	-	-	-	-
Total other financing sources (uses)	-	-	-	-	-	-	-	-	-	-
Excess (deficiency) of receipts and other financing sources over disbursements and other financing uses	769,580	(6,705)	21,718	201,351	-	(459)	-	(860)	(2,000)	(2,500)
Cash and investments - ending	\$ 2,234,683	\$ 291,144	\$ 96,489	\$ 76,474	\$ -	\$ 715	\$ -	\$ 17	\$ -	\$ -

METROPOLITAN SCHOOL DISTRICT OF WARREN TOWNSHIP
 COMBINING SCHEDULE OF RECEIPTS, DISBURSEMENTS, OTHER FINANCING SOURCES (USES), AND CASH AND INVESTMENT BALANCES -
 REGULATORY BASIS
 For the Year Ended June 30, 2014
 (Continued)

	FY14 SH- Percussion Experience - WAEF	FY14 RPMS- Robotics - WAEF CC514-07	Sonny Day Food Pantry - PTA	WPAC- Electrify Your Strings 2014	FY15 CMS - Math Hero Grant	FY15 CMS/CIA - Urban League Stem Grant	FY15 CMS - Techpoint Grant	FY14 Circuitry Comes Alive/WCC Dow Chemi	FY14 First Robotics - WCC	FY15 WCHS - Chemistry with Lego Bricks
Cash and investments - beginning	\$ -	\$ -	\$ -	\$ -	\$ -	\$ -	\$ -	\$ -	\$ -	\$ -
Receipts:										
Local sources	1,750	2,500	1,100	2,500	-	-	10,555	5,000	-	-
Intermediate sources	-	-	-	-	-	-	-	-	-	-
State sources	-	-	-	-	-	-	-	-	-	-
Federal sources	-	-	-	-	-	-	-	-	-	-
Temporary loans	-	-	-	-	-	-	-	-	-	-
Other receipts	-	-	-	-	-	-	-	-	-	-
Total receipts	1,750	2,500	1,100	2,500	-	-	10,555	5,000	-	-
Disbursements:										
Instruction	1,750	2,335	-	-	-	-	10,555	-	-	-
Support services	-	-	-	-	-	-	-	-	-	-
Noninstructional services	-	-	-	-	-	-	-	-	-	-
Facilities acquisition and construction	-	-	-	-	-	-	-	-	-	-
Debt service	-	-	-	-	-	-	-	-	-	-
Nonprogrammed charges	-	-	-	-	-	-	-	-	-	-
Total disbursements	1,750	2,335	-	-	-	-	10,555	-	-	-
Excess (deficiency) of receipts over disbursements	-	165	1,100	2,500	-	-	-	5,000	-	-
Other financing sources (uses):										
Proceeds of long-term debt	-	-	-	-	-	-	-	-	-	-
Sale of capital assets	-	-	-	-	-	-	-	-	-	-
Transfers in	-	-	-	-	-	-	-	-	-	-
Transfers out	-	-	-	-	-	-	-	-	-	-
Total other financing sources (uses)	-	-	-	-	-	-	-	-	-	-
Excess (deficiency) of receipts and other financing sources over disbursements and other financing uses	-	165	1,100	2,500	-	-	-	5,000	-	-
Cash and investments - ending	\$ -	\$ 165	\$ 1,100	\$ 2,500	\$ -	\$ -	\$ -	\$ 5,000	\$ -	\$ -

METROPOLITAN SCHOOL DISTRICT OF WARREN TOWNSHIP
 COMBINING SCHEDULE OF RECEIPTS, DISBURSEMENTS, OTHER FINANCING SOURCES (USES), AND CASH AND INVESTMENT BALANCES -
 REGULATORY BASIS
 For the Year Ended June 30, 2014
 (Continued)

	FY15 CACFP- Indy Hunger Network	FY15 Brining back a Baton Baron - WCHS	FY15 Expanding Author Visit- CMS/CIA	Chartwell's Donations	Food Service Grants	EA/BR BEE-BOT WAEF Collaborative Grant	Early Childhood Grants	WCC- Finance Academy (Direct Grant)	BCGCI Summer Prog. - Lilly Endowment 2014	FY16 Continuing Education Grant - RR-NBM
Cash and investments - beginning	\$ -	\$ -	\$ -	\$ -	\$ -	\$ -	\$ -	\$ -	\$ -	\$ -
Receipts:										
Local sources	-	-	-	-	-	-	-	1,000	-	-
Intermediate sources	-	-	-	-	-	-	-	-	-	-
State sources	-	-	-	-	-	-	-	-	-	-
Federal sources	-	-	-	-	-	-	-	-	-	-
Temporary loans	-	-	-	-	-	-	-	-	-	-
Other receipts	-	-	-	-	-	-	-	-	-	-
Total receipts	-	-	-	-	-	-	-	1,000	-	-
Disbursements:										
Instruction	-	-	-	-	-	-	-	1,000	-	-
Support services	-	-	-	-	-	-	-	-	-	-
Noninstructional services	-	-	-	-	-	-	-	-	-	-
Facilities acquisition and construction	-	-	-	-	-	-	-	-	-	-
Debt service	-	-	-	-	-	-	-	-	-	-
Nonprogrammed charges	-	-	-	-	-	-	-	-	-	-
Total disbursements	-	-	-	-	-	-	-	1,000	-	-
Excess (deficiency) of receipts over disbursements	-	-	-	-	-	-	-	-	-	-
Other financing sources (uses):										
Proceeds of long-term debt	-	-	-	-	-	-	-	-	-	-
Sale of capital assets	-	-	-	-	-	-	-	-	-	-
Transfers in	-	-	-	-	-	-	-	-	-	-
Transfers out	-	-	-	-	-	-	-	-	-	-
Total other financing sources (uses)	-	-	-	-	-	-	-	-	-	-
Excess (deficiency) of receipts and other financing sources over disbursements and other financing uses	-	-	-	-	-	-	-	-	-	-
Cash and investments - ending	\$ -	\$ -	\$ -	\$ -	\$ -	\$ -	\$ -	\$ -	\$ -	\$ -

METROPOLITAN SCHOOL DISTRICT OF WARREN TOWNSHIP
 COMBINING SCHEDULE OF RECEIPTS, DISBURSEMENTS, OTHER FINANCING SOURCES (USES), AND CASH AND INVESTMENT BALANCES -
 REGULATORY BASIS
 For the Year Ended June 30, 2014
 (Continued)

	FY15 WCHS Band, Guard (Salesforce Found)	ISB Library - WCHS	FY14 WCHS - Just Say No - WAEF	FY12 CICF - Lumina College Readiness	CICF - WCHS - Luttrell Memorial Scholarship	FY10 Reebok Foundation - Brookview	Instruction Support	WCHS - CICF - Library Collection Development	FY09 Common Goal Graduation Coaches	Expression/ Spirit WCHS
Cash and investments - beginning	\$ -	\$ 5,000	\$ -	\$ 58,272	\$ 6,007	\$ 71	\$ -	\$ 128	\$ -	\$ -
Receipts:										
Local sources	-	10,000	2,500	-	-	-	-	14,500	9,378	2,000
Intermediate sources	-	-	-	-	-	-	-	-	-	-
State sources	-	-	-	-	-	-	-	-	-	-
Federal sources	-	-	-	-	-	-	-	-	-	-
Temporary loans	-	-	-	-	-	-	-	-	-	-
Other receipts	-	-	-	-	-	-	-	-	-	-
Total receipts	-	10,000	2,500	-	-	-	-	14,500	9,378	2,000
Disbursements:										
Instruction	-	-	-	-	-	71	-	-	-	-
Support services	-	-	470	55,734	-	-	-	13,863	-	-
Noninstructional services	-	-	2,030	-	-	-	-	-	-	2,000
Facilities acquisition and construction	-	-	-	-	-	-	-	-	-	-
Debt service	-	-	-	-	-	-	-	-	-	-
Nonprogrammed charges	-	8,750	-	-	-	-	-	-	-	-
Total disbursements	-	8,750	2,500	55,734	-	71	-	13,863	-	2,000
Excess (deficiency) of receipts over disbursements	-	1,250	-	(55,734)	-	(71)	-	637	9,378	-
Other financing sources (uses):										
Proceeds of long-term debt	-	-	-	-	-	-	-	-	-	-
Sale of capital assets	-	-	-	-	-	-	-	-	-	-
Transfers in	-	-	-	-	-	-	-	-	-	-
Transfers out	-	-	-	-	-	-	-	-	-	-
Total other financing sources (uses)	-	-	-	-	-	-	-	-	-	-
Excess (deficiency) of receipts and other financing sources over disbursements and other financing uses	-	1,250	-	(55,734)	-	(71)	-	637	9,378	-
Cash and investments - ending	\$ -	\$ 6,250	\$ -	\$ 2,538	\$ 6,007	\$ -	\$ -	\$ 765	\$ 9,378	\$ -

METROPOLITAN SCHOOL DISTRICT OF WARREN TOWNSHIP
 COMBINING SCHEDULE OF RECEIPTS, DISBURSEMENTS, OTHER FINANCING SOURCES (USES), AND CASH AND INVESTMENT BALANCES -
 REGULATORY BASIS
 For the Year Ended June 30, 2014
 (Continued)

	Wellness Center - Target Parent Training	FY15 Fuel Up To Play 60	FY00-01 Oasis Training	FY12 LP - Lowe's Foundation	FY13 Community Hospital - Dental Clinic - WCC	SME Foundation Prime Grant - WCC	FY02-04 Lilly #2001-1495-000	FY03-04 Pleasant Run Judo Club	WAEF/Lilly Residency Grants	Extra- Curricular Activities
Cash and investments - beginning	\$ 6,572	\$ -	\$ 4,408	\$ 506	\$ (10,179)	\$ 5,993	\$ 234,185	\$ 1,175	\$ 5,038	\$ 31,656
Receipts:										
Local sources	2,150	-	-	-	-	10,014	-	-	-	153,027
Intermediate sources	-	-	-	-	11,429	-	-	-	-	-
State sources	-	-	-	-	-	-	-	-	-	-
Federal sources	-	-	-	-	-	-	-	-	-	-
Temporary loans	-	-	-	-	-	-	-	-	-	-
Other receipts	-	-	-	-	-	-	-	-	-	-
Total receipts	2,150	-	-	-	11,429	10,014	-	-	-	153,027
Disbursements:										
Instruction	-	-	-	-	-	3,434	-	1,094	-	1,100
Support services	2,820	-	180	503	1,250	-	-	-	-	154,157
Noninstructional services	-	-	-	-	-	-	-	-	-	-
Facilities acquisition and construction	-	-	-	-	-	-	-	-	-	-
Debt service	-	-	-	-	-	-	-	-	-	-
Nonprogrammed charges	-	-	-	-	-	-	-	-	-	-
Total disbursements	2,820	-	180	503	1,250	3,434	-	1,094	-	155,257
Excess (deficiency) of receipts over disbursements	(670)	-	(180)	(503)	10,179	6,580	-	(1,094)	-	(2,230)
Other financing sources (uses):										
Proceeds of long-term debt	-	-	-	-	-	-	-	-	-	-
Sale of capital assets	-	-	-	-	-	-	-	-	-	-
Transfers in	-	-	-	-	-	-	-	-	-	-
Transfers out	-	-	-	-	-	-	-	-	-	-
Total other financing sources (uses)	-	-	-	-	-	-	-	-	-	-
Excess (deficiency) of receipts and other financing sources over disbursements and other financing uses	(670)	-	(180)	(503)	10,179	6,580	-	(1,094)	-	(2,230)
Cash and investments - ending	\$ 5,902	\$ -	\$ 4,228	\$ 3	\$ -	\$ 12,573	\$ 234,185	\$ 81	\$ 5,038	\$ 29,426

METROPOLITAN SCHOOL DISTRICT OF WARREN TOWNSHIP
 COMBINING SCHEDULE OF RECEIPTS, DISBURSEMENTS, OTHER FINANCING SOURCES (USES), AND CASH AND INVESTMENT BALANCES -
 REGULATORY BASIS
 For the Year Ended June 30, 2014
 (Continued)

	Donations	Warren Central High School Funds	FY12 Pleasant Run Student Activities	Recreational Activities	Transportation - Pepsi Fund	Service Bldg. - Pepsi Fund	FY13 WCC- Prostart National - FACS	WCC Mobile Media Production Fund	Technology Repair Fund (District)	FY10 - MDWISE Tools for Schools - Lakeside Elementary
Cash and investments - beginning	\$ -	\$ (198,989)	\$ 112	\$ 4,312	\$ 783	\$ 1,626	\$ 2,329	\$ -	\$ -	\$ 185
Receipts:										
Local sources	811	21,500	-	-	1,881	1,458	-	11,350	18,872	-
Intermediate sources	-	-	-	-	-	-	-	-	-	-
State sources	-	-	-	-	-	-	-	-	-	-
Federal sources	-	-	-	-	-	-	-	-	-	-
Temporary loans	-	-	-	-	-	-	-	-	-	-
Other receipts	-	-	-	-	-	-	-	-	-	-
Total receipts	811	21,500	-	-	1,881	1,458	-	11,350	18,872	-
Disbursements:										
Instruction	-	-	112	-	-	-	-	-	-	185
Support services	-	-	-	-	2,038	1,645	-	2,963	2,196	-
Noninstructional services	315	11	-	-	-	-	-	2,911	-	-
Facilities acquisition and construction	-	-	-	702	-	-	-	79,263	-	-
Debt service	-	-	-	-	-	-	-	-	-	-
Nonprogrammed charges	-	-	-	-	-	-	-	-	-	-
Total disbursements	315	11	112	702	2,038	1,645	-	85,137	2,196	185
Excess (deficiency) of receipts over disbursements	496	21,489	(112)	(702)	(157)	(187)	-	(73,787)	16,676	(185)
Other financing sources (uses):										
Proceeds of long-term debt	-	-	-	-	-	-	-	-	-	-
Sale of capital assets	-	-	-	-	-	-	-	-	-	-
Transfers in	-	-	-	-	-	-	-	-	-	-
Transfers out	-	-	-	-	-	-	-	-	-	-
Total other financing sources (uses)	-	-	-	-	-	-	-	-	-	-
Excess (deficiency) of receipts and other financing sources over disbursements and other financing uses	496	21,489	(112)	(702)	(157)	(187)	-	(73,787)	16,676	(185)
Cash and investments - ending	\$ 496	\$ (177,500)	\$ -	\$ 3,610	\$ 626	\$ 1,439	\$ 2,329	\$ (73,787)	\$ 16,676	\$ -

METROPOLITAN SCHOOL DISTRICT OF WARREN TOWNSHIP
 COMBINING SCHEDULE OF RECEIPTS, DISBURSEMENTS, OTHER FINANCING SOURCES (USES), AND CASH AND INVESTMENT BALANCES -
 REGULATORY BASIS
 For the Year Ended June 30, 2014
 (Continued)

	Warren Retirement Dinner	Special Projects	Bowen Foundation Certification Grant	Walker Career Center - Equipment (Radio Tower)	Principal Leadership Academy	Adult and Continuing Education	Step Ahead	Medicaid Reimbursement	Secured Schools Safety Grant	Medicaid Reimbursement - State
Cash and investments - beginning	\$ 428	\$ 25,141	\$ 653	\$ 1,100	\$ 296,535	\$ -	\$ -	\$ -	\$ -	\$ 2,349
Receipts:										
Local sources	2,460	4,219	5,000	-	151,239	-	-	-	-	-
Intermediate sources	-	-	-	-	-	-	-	-	-	-
State sources	-	-	-	-	-	-	-	-	-	38,839
Federal sources	-	-	-	-	-	-	-	-	-	-
Temporary loans	-	-	-	-	-	-	-	-	-	-
Other receipts	-	-	-	-	-	-	-	-	-	-
Total receipts	2,460	4,219	5,000	-	151,239	-	-	-	-	38,839
Disbursements:										
Instruction	-	3	653	-	129,881	-	-	-	-	-
Support services	2,412	3,714	-	-	53,499	-	-	-	36,722	-
Noninstructional services	-	-	-	-	-	-	-	-	-	-
Facilities acquisition and construction	-	-	-	-	-	-	-	-	-	-
Debt service	-	-	-	-	-	-	-	-	-	-
Nonprogrammed charges	-	-	-	-	-	-	-	-	-	-
Total disbursements	2,412	3,717	653	-	183,380	-	-	-	36,722	-
Excess (deficiency) of receipts over disbursements	48	502	4,347	-	(32,141)	-	-	-	(36,722)	38,839
Other financing sources (uses):										
Proceeds of long-term debt	-	-	-	-	-	-	-	-	-	-
Sale of capital assets	-	-	-	-	-	-	-	-	-	-
Transfers in	-	-	-	-	11,023	-	-	-	-	-
Transfers out	-	-	-	-	-	-	-	-	-	(41,795)
Total other financing sources (uses)	-	-	-	-	11,023	-	-	-	-	(41,795)
Excess (deficiency) of receipts and other financing sources over disbursements and other financing uses	48	502	4,347	-	(21,118)	-	-	-	(36,722)	(2,956)
Cash and investments - ending	\$ 476	\$ 25,643	\$ 5,000	\$ 1,100	\$ 275,417	\$ -	\$ -	\$ -	\$ (36,722)	\$ (607)

METROPOLITAN SCHOOL DISTRICT OF WARREN TOWNSHIP
 COMBINING SCHEDULE OF RECEIPTS, DISBURSEMENTS, OTHER FINANCING SOURCES (USES), AND CASH AND INVESTMENT BALANCES -
 REGULATORY BASIS
 For the Year Ended June 30, 2014
 (Continued)

	Non-English Speaking Programs P.L. 273-1999	FY15 Non-English Speaking 51115-156	School Technology	Performance Based Awards	WCC- Building Trades	WCHS Jr. ROTC	FY14 High Ability Grant	Education To Go (ED2GO) - WCC	FY15 High Ability Grant	Adult Ed Welding (EST. 1/12/09)
Cash and investments - beginning	\$ 3,249	\$ -	\$ 295,281	\$ -	\$ (12,038)	\$ 2,998	\$ -	\$ 3,539	\$ -	\$ 12,113
Receipts:										
Local sources	-	-	-	-	-	-	-	3,741	-	-
Intermediate sources	-	-	-	-	-	-	-	-	-	-
State sources	76,847	-	3,096	-	-	-	73,391	-	-	-
Federal sources	-	-	140,867	-	-	66,326	-	-	-	-
Temporary loans	-	-	-	-	-	-	-	-	-	-
Other receipts	-	-	-	-	-	-	-	-	-	-
Total receipts	76,847	-	143,963	-	-	66,326	73,391	3,741	-	-
Disbursements:										
Instruction	75,449	-	-	-	84,526	66,032	3,000	2,484	-	1,090
Support services	2,427	-	31,476	-	-	3,292	70,391	-	-	-
Noninstructional services	-	-	-	-	-	-	-	-	-	-
Facilities acquisition and construction	-	-	-	-	-	-	-	-	-	-
Debt service	-	-	-	-	-	-	-	-	-	-
Nonprogrammed charges	-	-	-	-	-	-	-	-	-	-
Total disbursements	77,876	-	31,476	-	84,526	69,324	73,391	2,484	-	1,090
Excess (deficiency) of receipts over disbursements	(1,029)	-	112,487	-	(84,526)	(2,998)	-	1,257	-	(1,090)
Other financing sources (uses):										
Proceeds of long-term debt	-	-	-	-	-	-	-	-	-	-
Sale of capital assets	-	-	-	-	-	-	-	-	-	-
Transfers in	-	-	-	-	-	-	-	-	-	-
Transfers out	-	-	-	-	-	-	-	-	-	(11,023)
Total other financing sources (uses)	-	-	-	-	-	-	-	-	-	(11,023)
Excess (deficiency) of receipts and other financing sources over disbursements and other financing uses	(1,029)	-	112,487	-	(84,526)	(2,998)	-	1,257	-	(12,113)
Cash and investments - ending	\$ 2,220	\$ -	\$ 407,768	\$ -	\$ (96,564)	\$ -	\$ -	\$ 4,796	\$ -	\$ -

METROPOLITAN SCHOOL DISTRICT OF WARREN TOWNSHIP
 COMBINING SCHEDULE OF RECEIPTS, DISBURSEMENTS, OTHER FINANCING SOURCES (USES), AND CASH AND INVESTMENT BALANCES -
 REGULATORY BASIS
 For the Year Ended June 30, 2014
 (Continued)

	FY13 High Ability 03413-169-PN01	FY09 Acuity Project Site Visit- ST/EA	FY03 - Reading Recovery	FY13 Title I School Improvement ST	FY13 Title I School Improvement PR	FY13 Title I Basic	FY15 Title I	FY14 Title I Proj. 14-5360	FY15 Title I Distinguished School, Hawthorn	FY15 Title School Improvement Grants SMS
Cash and investments - beginning	\$ 34,797	\$ 817	\$ 635	\$ (14,177)	\$ (16,169)	\$ (193,845)	\$ -	\$ -	\$ -	\$ -
Receipts:										
Local sources	-	-	-	-	-	419	-	35,287	-	-
Intermediate sources	-	-	-	-	-	-	-	-	-	-
State sources	-	-	-	-	-	-	-	-	-	-
Federal sources	-	-	-	101,256	101,684	657,611	-	2,164,805	-	-
Temporary loans	-	-	-	-	-	-	-	-	-	-
Other receipts	-	-	-	-	-	-	-	-	-	-
Total receipts	-	-	-	101,256	101,684	658,030	-	2,200,092	-	-
Disbursements:										
Instruction	34,797	-	-	45,004	51,359	154,939	-	1,298,244	-	-
Support services	-	-	635	42,075	34,156	148,752	-	1,099,950	-	-
Noninstructional services	-	-	-	-	-	2,176	-	27,430	-	-
Facilities acquisition and construction	-	-	-	-	-	-	-	-	-	-
Debt service	-	-	-	-	-	-	-	-	-	-
Nonprogrammed charges	-	-	-	-	-	142,156	-	-	-	-
Total disbursements	34,797	-	635	87,079	85,515	448,023	-	2,425,624	-	-
Excess (deficiency) of receipts over disbursements	(34,797)	-	(635)	14,177	16,169	210,007	-	(225,532)	-	-
Other financing sources (uses):										
Proceeds of long-term debt	-	-	-	-	-	-	-	-	-	-
Sale of capital assets	-	-	-	-	-	-	-	-	-	-
Transfers in	-	-	-	-	-	-	-	16,162	-	-
Transfers out	-	-	-	-	-	(16,162)	-	-	-	-
Total other financing sources (uses)	-	-	-	-	-	(16,162)	-	16,162	-	-
Excess (deficiency) of receipts and other financing sources over disbursements and other financing uses	(34,797)	-	(635)	14,177	16,169	193,845	-	(209,370)	-	-
Cash and investments - ending	\$ -	\$ 817	\$ -	\$ -	\$ -	\$ -	\$ -	\$ (209,370)	\$ -	\$ -

METROPOLITAN SCHOOL DISTRICT OF WARREN TOWNSHIP
 COMBINING SCHEDULE OF RECEIPTS, DISBURSEMENTS, OTHER FINANCING SOURCES (USES), AND CASH AND INVESTMENT BALANCES -
 REGULATORY BASIS
 For the Year Ended June 30, 2014
 (Continued)

	IDEA	(IDEA, Part B) LEA Capacity Building (Sliver) Grants	FY13 IDEA, Part B	FY13 Special Education Improvement Grant	FY14 Part B Technical Assistance 84.027A	FY15 IDEA, Part B	FY14 IDEA Part B	FY03 CSPD CFDA#84.027A	Federal Assistance Educational Preschool Handicapped	FY04 IDEA Carryover Grant
Cash and investments - beginning	\$ -	\$ (11,906)	\$ (106,148)	\$ (5,744)	\$ -	\$ -	\$ -	\$ (34)	\$ -	\$ (13,322)
Receipts:										
Local sources	-	-	-	-	-	-	-	-	-	-
Intermediate sources	-	-	-	-	-	-	-	-	-	-
State sources	-	-	-	-	-	-	-	-	-	-
Federal sources	126,842	19,873	408,668	70,000	47,930	-	2,023,742	-	-	-
Temporary loans	-	-	-	-	-	-	-	-	-	-
Other receipts	-	-	-	-	-	-	-	-	-	-
Total receipts	126,842	19,873	408,668	70,000	47,930	-	2,023,742	-	-	-
Disbursements:										
Instruction	56,671	6,861	172,619	63,657	40,000	-	1,740,232	-	-	-
Support services	70,171	1,707	153,724	599	7,930	-	576,293	-	-	-
Noninstructional services	-	-	-	-	-	-	-	-	-	-
Facilities acquisition and construction	-	-	-	-	-	-	-	-	-	-
Debt service	-	-	-	-	-	-	-	-	-	-
Nonprogrammed charges	-	-	-	-	-	-	-	-	-	-
Total disbursements	126,842	8,568	326,343	64,256	47,930	-	2,316,525	-	-	-
Excess (deficiency) of receipts over disbursements	-	11,305	82,325	5,744	-	-	(292,783)	-	-	-
Other financing sources (uses):										
Proceeds of long-term debt	-	-	-	-	-	-	-	-	-	-
Sale of capital assets	-	-	-	-	-	-	-	-	-	-
Transfers in	-	-	-	-	-	-	-	-	-	-
Transfers out	-	-	-	-	-	-	-	-	-	-
Total other financing sources (uses)	-	-	-	-	-	-	-	-	-	-
Excess (deficiency) of receipts and other financing sources over disbursements and other financing uses	-	11,305	82,325	5,744	-	-	(292,783)	-	-	-
Cash and investments - ending	\$ -	\$ (601)	\$ (23,823)	\$ -	\$ -	\$ -	\$ (292,783)	\$ (34)	\$ -	\$ (13,322)

METROPOLITAN SCHOOL DISTRICT OF WARREN TOWNSHIP
 COMBINING SCHEDULE OF RECEIPTS, DISBURSEMENTS, OTHER FINANCING SOURCES (USES), AND CASH AND INVESTMENT BALANCES -
 REGULATORY BASIS
 For the Year Ended June 30, 2014
 (Continued)

	FY14 Part B 619 Preschool 45714-059-PN01	FY13 ABE Federal Grant	FY13 ABE State Grant	FY13 Adult Ed Innovation	FY13 Adult Ed Professional Development	FY14 ABE Federal Grant	FY14 ABE State Grant	FY13 EL Civics Grant	FY14 EL Civics Grant C1-4-ELC-2-33	FY15 EL Civics Grant C1-5-ELC-4-33
Cash and investments - beginning	\$ -	\$ (142,386)	\$ (31,972)	\$ (20,261)	\$ (618)	\$ -	\$ -	\$ (2,853)	\$ -	\$ -
Receipts:										
Local sources	-	-	-	-	-	-	-	-	-	-
Intermediate sources	-	-	-	-	-	-	-	-	-	-
State sources	-	-	33,098	-	-	-	312,869	-	-	-
Federal sources	45,208	179,688	-	22,403	618	172,529	-	10,975	17,623	-
Temporary loans	-	-	-	-	-	-	-	-	-	-
Other receipts	-	-	-	-	-	-	-	-	-	-
Total receipts	45,208	179,688	33,098	22,403	618	172,529	312,869	10,975	17,623	-
Disbursements:										
Instruction	51,947	12,185	(1,013)	1,663	-	66,542	373,478	12,431	15,970	-
Support services	-	25,136	2,442	479	-	148,092	46,935	-	-	-
Noninstructional services	-	-	-	-	-	-	-	-	-	-
Facilities acquisition and construction	-	-	-	-	-	-	-	-	-	-
Debt service	-	-	-	-	-	-	-	-	-	-
Nonprogrammed charges	-	-	-	-	-	-	-	-	-	-
Total disbursements	51,947	37,321	1,429	2,142	-	214,634	420,413	12,431	15,970	-
Excess (deficiency) of receipts over disbursements	(6,739)	142,367	31,669	20,261	618	(42,105)	(107,544)	(1,456)	1,653	-
Other financing sources (uses):										
Proceeds of long-term debt	-	-	-	-	-	-	-	-	-	-
Sale of capital assets	-	-	-	-	-	-	-	-	-	-
Transfers in	-	-	-	-	-	-	-	-	-	-
Transfers out	-	-	-	-	-	-	-	-	-	-
Total other financing sources (uses)	-	-	-	-	-	-	-	-	-	-
Excess (deficiency) of receipts and other financing sources over disbursements and other financing uses	(6,739)	142,367	31,669	20,261	618	(42,105)	(107,544)	(1,456)	1,653	-
Cash and investments - ending	\$ (6,739)	\$ (19)	\$ (303)	\$ -	\$ -	\$ (42,105)	\$ (107,544)	\$ (4,309)	\$ 1,653	\$ -

METROPOLITAN SCHOOL DISTRICT OF WARREN TOWNSHIP
 COMBINING SCHEDULE OF RECEIPTS, DISBURSEMENTS, OTHER FINANCING SOURCES (USES), AND CASH AND INVESTMENT BALANCES -
 REGULATORY BASIS
 For the Year Ended June 30, 2014
 (Continued)

	FY15 ABE Federal C1-5-AE-4-58	Medicaid Reimbursement - Federal	FY14 Perkins	21st Century Comm Lrng Center 84.287	FY15 Perkins	FY13 Perkins	FY15 McKinney - Vento Homeless 84.196	Improving Teaching Quality, No Child Left, Title II, Part A	FFY13 Title IIA, Improv Teacher Quality CF.	ITQ, Enhanced Education Through Technology, Title II, Part D
Cash and investments - beginning	\$ -	\$ 413,587	\$ -	\$ -	\$ -	\$ (17,717)	\$ -	\$ (1,350)	\$ -	\$ (8,132)
Receipts:										
Local sources	-	300	-	-	-	-	-	-	-	-
Intermediate sources	-	-	-	-	-	-	-	-	-	-
State sources	-	-	-	-	-	-	-	-	-	-
Federal sources	-	213,837	196,654	-	-	64,366	-	-	-	25,226
Temporary loans	-	-	-	-	-	-	-	-	-	-
Other receipts	-	-	-	-	-	-	-	-	-	-
Total receipts	-	214,137	196,654	-	-	64,366	-	-	-	25,226
Disbursements:										
Instruction	-	94	197,705	-	-	37,543	-	-	-	2,490
Support services	-	53,664	15,405	-	-	2,563	-	406	-	11,933
Noninstructional services	-	-	-	-	-	-	-	-	-	-
Facilities acquisition and construction	-	-	-	-	-	-	-	-	-	-
Debt service	-	-	-	-	-	-	-	-	-	-
Nonprogrammed charges	-	-	2,362	-	-	6,543	-	-	-	1,321
Total disbursements	-	53,758	215,472	-	-	46,649	-	406	-	15,744
Excess (deficiency) of receipts over disbursements	-	160,379	(18,818)	-	-	17,717	-	(406)	-	9,482
Other financing sources (uses):										
Proceeds of long-term debt	-	-	-	-	-	-	-	-	-	-
Sale of capital assets	-	-	-	-	-	-	-	-	-	-
Transfers in	-	-	-	-	-	-	-	-	-	-
Transfers out	-	-	-	-	-	-	-	-	-	-
Total other financing sources (uses)	-	-	-	-	-	-	-	-	-	-
Excess (deficiency) of receipts and other financing sources over disbursements and other financing uses	-	160,379	(18,818)	-	-	17,717	-	(406)	-	9,482
Cash and investments - ending	\$ -	\$ 573,966	\$ (18,818)	\$ -	\$ -	\$ -	\$ -	\$ (1,756)	\$ -	\$ 1,350

METROPOLITAN SCHOOL DISTRICT OF WARREN TOWNSHIP
 COMBINING SCHEDULE OF RECEIPTS, DISBURSEMENTS, OTHER FINANCING SOURCES (USES), AND CASH AND INVESTMENT BALANCES -
 REGULATORY BASIS
 For the Year Ended June 30, 2014
 (Continued)

	FFY12 Title II Part A Improv. Teacher Effe	Title III - Language Instruction	FY15 Title III Wida Supp. 01113-360-PN01	FY14 Title III, Part A	FY14 Title III PD Grant	FY15 Title III Part A LEP 01115-068-PN01	Race To The Top District	Chi- Training	Payroll Clearing	Totals
Cash and investments - beginning	\$ -	\$ (576)	\$ -	\$ -	\$ -	\$ -	\$ (66,229)	\$ 70,615	\$ 789,732	\$ 21,391,338
Receipts:										
Local sources	50	-	-	-	-	-	-	66,698	-	38,405,582
Intermediate sources	-	-	-	-	-	-	-	-	-	11,429
State sources	-	124,362	-	-	-	-	-	-	-	83,111,849
Federal sources	213,139	-	-	-	-	-	12,970,586	-	-	26,128,649
Temporary loans	-	-	-	-	-	-	-	-	-	6,139,355
Other receipts	-	-	-	-	-	-	-	-	48,166,866	48,171,759
Total receipts	213,189	124,362	-	-	-	-	12,970,586	66,698	48,166,866	201,968,623
Disbursements:										
Instruction	-	139,126	-	-	-	-	6,747,580	47,589	-	65,465,150
Support services	232,580	2,322	-	-	-	-	1,942,571	-	-	48,782,586
Noninstructional services	-	-	-	-	-	-	5,243	-	-	2,137,997
Facilities acquisition and construction	-	-	-	-	-	-	4,366,854	-	-	11,699,499
Debt service	-	-	-	-	-	-	-	-	-	25,988,983
Nonprogrammed charges	-	2,170	-	-	-	-	42,679	-	49,270,300	49,476,281
Total disbursements	232,580	143,618	-	-	-	-	13,104,927	47,589	49,270,300	203,550,496
Excess (deficiency) of receipts over disbursements	(19,391)	(19,256)	-	-	-	-	(134,341)	19,109	(1,103,434)	(1,581,873)
Other financing sources (uses):										
Proceeds of long-term debt	-	-	-	-	-	-	-	-	-	2,062,758
Sale of capital assets	-	-	-	-	-	-	-	-	-	2,250
Transfers in	-	-	-	-	-	-	-	-	-	2,184,845
Transfers out	-	-	-	-	-	-	-	-	-	(2,184,845)
Total other financing sources (uses)	-	-	-	-	-	-	-	-	-	2,065,008
Excess (deficiency) of receipts and other financing sources over disbursements and other financing uses	(19,391)	(19,256)	-	-	-	-	(134,341)	19,109	(1,103,434)	483,135
Cash and investments - ending	\$ (19,391)	\$ (19,832)	\$ -	\$ -	\$ -	\$ -	\$ (200,570)	\$ 89,724	\$ (313,702)	\$ 21,874,473

METROPOLITAN SCHOOL DISTRICT OF WARREN TOWNSHIP
 COMBINING SCHEDULE OF RECEIPTS, DISBURSEMENTS, OTHER FINANCING SOURCES (USES), AND CASH AND INVESTMENT BALANCES -
 REGULATORY BASIS
 For the Year Ended June 30, 2015

	General	Debt Service	Retirement/ Severance Bond Debt Service	Capital Projects	School Transportation	School Bus Replacement	Rainy Day	Retirement/ Severance Bond	Construction	Series 1 - MSD Warren Safe Keeping Acct.	2011 QSCB Bonds
Cash and investments - beginning	\$ 6,259,241	\$ (1,290,653)	\$ 943,409	\$ 2,785,191	\$ 3,131,474	\$ 639,818	\$ 2,000,000	\$ 2,633,422	\$ 1,993,005	\$ -	\$ -
Receipts:											
Local sources	778,265	14,742,599	1,866,720	9,814,146	7,506,738	1,124,566	-	-	-	-	-
State sources	84,144,288	-	-	-	-	-	-	-	-	-	-
Federal sources	-	-	-	-	-	-	-	-	-	-	-
Temporary loans	-	-	736,292	3,449,171	3,226,522	-	-	-	-	-	-
Other receipts	60	-	-	-	250	-	-	-	-	-	-
Total receipts	84,922,613	14,742,599	2,603,012	13,263,317	10,733,510	1,124,566	-	-	-	-	-
Disbursements:											
Instruction	53,431,385	-	-	-	-	-	-	-	-	-	-
Support services	29,063,702	-	-	5,458,703	7,082,015	849,691	-	-	-	-	-
Noninstructional services	1,053,323	-	-	-	-	-	-	-	-	-	-
Facilities acquisition and construction	-	-	-	1,547,677	-	-	-	-	1,877,995	-	-
Debt service	-	13,591,162	2,840,238	2,980,310	3,766,645	-	-	-	-	-	-
Nonprogrammed charges	-	-	-	-	-	-	-	-	-	-	-
Total disbursements	83,548,410	13,591,162	2,840,238	9,986,690	10,848,660	849,691	-	-	1,877,995	-	-
Excess (deficiency) of receipts over disbursements	1,374,203	1,151,437	(237,226)	3,276,627	(115,150)	274,875	-	-	(1,877,995)	-	-
Other financing sources (uses):											
Sale of capital assets	-	-	-	5,071	-	-	-	-	-	-	-
Transfers in	50,911	-	-	-	-	-	2,000,000	-	-	-	-
Transfers out	-	-	-	(2,000,000)	-	-	-	-	-	-	-
Total other financing sources (uses)	50,911	-	-	(1,994,929)	-	-	2,000,000	-	-	-	-
Excess (deficiency) of receipts and other financing sources over disbursements and other financing uses	1,425,114	1,151,437	(237,226)	1,281,698	(115,150)	274,875	2,000,000	-	(1,877,995)	-	-
Cash and investments - ending	\$ 7,684,355	\$ (139,216)	\$ 706,183	\$ 4,066,889	\$ 3,016,324	\$ 914,693	\$ 4,000,000	\$ 2,633,422	\$ 115,010	\$ -	\$ -

METROPOLITAN SCHOOL DISTRICT OF WARREN TOWNSHIP
 COMBINING SCHEDULE OF RECEIPTS, DISBURSEMENTS, OTHER FINANCING SOURCES (USES), AND CASH AND INVESTMENT BALANCES -
 REGULATORY BASIS
 For the Year Ended June 30, 2015
 (Continued)

	School Lunch	Textbook Rental	Warren Performing Arts Center	Child Care Program	Alternative Education	FY14 Early Intervention Grant	FY15 Early Intervention Grant	FY12 WCHS Yoga for Heart & Mind	FY12 Early Childhood Center Big Lots	FY13 BR-Give Me a Beat (WAEF)
Cash and investments - beginning	\$ 2,234,683	\$ 291,144	\$ 96,489	\$ 76,474	\$ -	\$ 715	\$ -	\$ 17	\$ -	\$ -
Receipts:										
Local sources	1,567,749	315,894	178,699	773,850	-	-	-	-	-	-
State sources	29,514	692,199	-	-	131,990	-	78,492	-	-	-
Federal sources	6,680,481	-	-	-	-	-	-	-	-	-
Temporary loans	-	-	-	-	-	-	-	-	-	-
Other receipts	420	-	-	-	-	-	-	-	-	-
Total receipts	8,278,164	1,008,093	178,699	773,850	131,990	-	78,492	-	-	-
Disbursements:										
Instruction	-	-	-	294,018	131,990	715	76,760	-	-	-
Support services	-	676,091	139,216	177,890	-	-	-	-	-	-
Noninstructional services	1,031,011	-	-	349,825	-	-	-	-	-	-
Facilities acquisition and construction	6,624,902	11,957	-	-	-	-	-	-	-	-
Debt service	-	-	-	-	-	-	-	-	-	-
Nonprogrammed charges	-	-	-	-	-	-	-	-	-	-
Total disbursements	7,655,913	688,048	139,216	821,733	131,990	715	76,760	-	-	-
Excess (deficiency) of receipts over disbursements	622,251	320,045	39,483	(47,883)	-	(715)	1,732	-	-	-
Other financing sources (uses):										
Sale of capital assets	-	-	-	-	-	-	-	-	-	-
Transfers in	-	-	-	-	-	-	-	-	-	-
Transfers out	-	-	-	-	-	-	-	-	-	-
Total other financing sources (uses)	-	-	-	-	-	-	-	-	-	-
Excess (deficiency) of receipts and other financing sources over disbursements and other financing uses	622,251	320,045	39,483	(47,883)	-	(715)	1,732	-	-	-
Cash and investments - ending	\$ 2,856,934	\$ 611,189	\$ 135,972	\$ 28,591	\$ -	\$ -	\$ 1,732	\$ 17	\$ -	\$ -

METROPOLITAN SCHOOL DISTRICT OF WARREN TOWNSHIP
 COMBINING SCHEDULE OF RECEIPTS, DISBURSEMENTS, OTHER FINANCING SOURCES (USES), AND CASH AND INVESTMENT BALANCES -
 REGULATORY BASIS
 For the Year Ended June 30, 2015
 (Continued)

	FY14 SH- Percussion Experience - WAEF	FY14 RPMS- Robotics - WAEF CC514-07	Sonny Day Food Pantry - PTA	WPAC- Electrify Your Strings 2014	FY15 CMS - Math Hero Grant	FY15 CMS/CIA - Urban League Stem Grant	FY15 CMS - Techpoint Grant	FY14 Circuitry Comes Alive/WCC - Dow Chemi	FY14 First Robotics - WCC	FY15 WCHS - Chemistry with Lego Bricks
Cash and investments - beginning	\$ -	\$ 165	\$ 1,100	\$ 2,500	\$ -	\$ -	\$ -	\$ -	\$ 5,000	\$ -
Receipts:										
Local sources	-	-	8,675	-	2,500	12,393	5,724	-	4,500	1,500
State sources	-	-	-	-	-	-	-	-	-	-
Federal sources	-	-	-	-	-	-	-	-	-	-
Temporary loans	-	-	-	-	-	-	-	-	-	-
Other receipts	-	-	-	-	-	-	-	-	-	-
Total receipts	-	-	8,675	-	2,500	12,393	5,724	-	4,500	1,500
Disbursements:										
Instruction	-	161	-	-	1,880	12,574	5,724	-	5,000	1,538
Support services	-	4	-	2,500	-	-	-	-	-	-
Noninstructional services	-	-	6,933	-	-	-	-	-	-	-
Facilities acquisition and construction	-	-	-	-	-	-	-	-	-	-
Debt service	-	-	-	-	-	-	-	-	-	-
Nonprogrammed charges	-	-	-	-	-	-	-	-	-	-
Total disbursements	-	165	6,933	2,500	1,880	12,574	5,724	-	5,000	1,538
Excess (deficiency) of receipts over disbursements	-	(165)	1,742	(2,500)	620	(181)	-	-	(500)	(38)
Other financing sources (uses):										
Sale of capital assets	-	-	-	-	-	-	-	-	-	-
Transfers in	-	-	-	-	-	-	-	-	-	-
Transfers out	-	-	-	-	-	-	-	-	-	-
Total other financing sources (uses)	-	-	-	-	-	-	-	-	-	-
Excess (deficiency) of receipts and other financing sources over disbursements and other financing uses	-	(165)	1,742	(2,500)	620	(181)	-	-	(500)	(38)
Cash and investments - ending	\$ -	\$ -	\$ 2,842	\$ -	\$ 620	\$ (181)	\$ -	\$ -	\$ 4,500	\$ (38)

METROPOLITAN SCHOOL DISTRICT OF WARREN TOWNSHIP
 COMBINING SCHEDULE OF RECEIPTS, DISBURSEMENTS, OTHER FINANCING SOURCES (USES), AND CASH AND INVESTMENT BALANCES -
 REGULATORY BASIS
 For the Year Ended June 30, 2015
 (Continued)

	FY15 CACFP- Indy Hunger Network	FY15 Brining back a Baton Baron - WCHS	FY15 Expanding Author Visit- CMS/CIA	Chartwell's Donations	Food Service Grants	EA/BR BEE-BOT WAEF Collaborative Grant	Early Childhood Grants	WCC- Finance Academy (Direct Grant)	BCGCI Summer Prog. - Lilly Endowment 2014
Cash and investments - beginning	\$ -	\$ -	\$ -	\$ -	\$ -	\$ -	\$ -	\$ -	\$ -
Receipts:									
Local sources	3,000	2,500	2,500	3,000	10,770	4,960	-	-	4,000
State sources	-	-	-	-	-	-	-	-	-
Federal sources	-	-	-	-	-	-	-	-	-
Temporary loans	-	-	-	-	-	-	-	-	-
Other receipts	-	-	-	-	-	-	-	-	-
Total receipts	3,000	2,500	2,500	3,000	10,770	4,960	-	-	4,000
Disbursements:									
Instruction	-	2,280	-	-	-	4,659	10,285	-	-
Support services	-	220	-	-	-	-	-	-	-
Noninstructional services	-	-	-	1,000	833	-	-	-	-
Facilities acquisition and construction	-	-	-	-	-	-	-	-	-
Debt service	-	-	-	-	-	-	-	-	-
Nonprogrammed charges	-	-	-	3,000	-	-	-	-	-
Total disbursements	-	2,500	-	4,000	833	4,659	10,285	-	-
Excess (deficiency) of receipts over disbursements	3,000	-	2,500	(1,000)	9,937	301	(10,285)	-	4,000
Other financing sources (uses):									
Sale of capital assets	-	-	-	-	-	-	-	-	-
Transfers in	-	-	-	-	-	-	-	-	-
Transfers out	-	-	-	-	-	-	-	-	-
Total other financing sources (uses)	-	-	-	-	-	-	-	-	-
Excess (deficiency) of receipts and other financing sources over disbursements and other financing uses	3,000	-	2,500	(1,000)	9,937	301	(10,285)	-	4,000
Cash and investments - ending	\$ 3,000	\$ -	\$ 2,500	\$ (1,000)	\$ 9,937	\$ 301	\$ (10,285)	\$ -	\$ 4,000

METROPOLITAN SCHOOL DISTRICT OF WARREN TOWNSHIP
 COMBINING SCHEDULE OF RECEIPTS, DISBURSEMENTS, OTHER FINANCING SOURCES (USES), AND CASH AND INVESTMENT BALANCES -
 REGULATORY BASIS
 For the Year Ended June 30, 2015
 (Continued)

	FY16 Continuing Education Grant - RR-NBM	FY15 WCHS Band, Guard (Salesforce Found)	ISB Library - WCHS	FY14 WCHS - Just Say No - WAEF	FY12 CICF - Lumina College Readiness	CICF - WCHS - Luttrell Memorial Scholarship	FY10 Reebok Foundation - Brookview	Instruction Support	WCHS - CICF - Library Collection Development	FY09 Common Goal Graduation Coaches
Cash and investments - beginning	\$ -	\$ -	\$ 6,250	\$ -	\$ 2,538	\$ 6,007	\$ -	\$ -	\$ 765	\$ 9,378
Receipts:										
Local sources	1,466	2,000	5,000	-	-	-	-	4,000	15,252	-
State sources	-	-	-	-	-	-	-	-	-	-
Federal sources	-	-	-	-	-	-	-	-	-	-
Temporary loans	-	-	-	-	-	-	-	-	-	-
Other receipts	-	-	-	-	-	-	-	-	-	-
Total receipts	1,466	2,000	5,000	-	-	-	-	4,000	15,252	-
Disbursements:										
Instruction	-	1,000	-	-	-	-	-	1,620	-	-
Support services	-	-	-	-	2,538	-	-	-	15,881	-
Noninstructional services	-	-	-	-	-	-	-	-	-	-
Facilities acquisition and construction	-	-	-	-	-	-	-	-	-	-
Debt service	-	-	-	-	-	-	-	-	-	-
Nonprogrammed charges	-	-	-	-	-	1,000	-	-	-	-
Total disbursements	-	1,000	-	-	2,538	1,000	-	1,620	15,881	-
Excess (deficiency) of receipts over disbursements	1,466	1,000	5,000	-	(2,538)	(1,000)	-	2,380	(629)	-
Other financing sources (uses):										
Sale of capital assets	-	-	-	-	-	-	-	-	-	-
Transfers in	-	-	-	-	-	-	-	-	-	-
Transfers out	-	-	-	-	-	-	-	-	-	-
Total other financing sources (uses)	-	-	-	-	-	-	-	-	-	-
Excess (deficiency) of receipts and other financing sources over disbursements and other financing uses	1,466	1,000	5,000	-	(2,538)	(1,000)	-	2,380	(629)	-
Cash and investments - ending	\$ 1,466	\$ 1,000	\$ 11,250	\$ -	\$ -	\$ 5,007	\$ -	\$ 2,380	\$ 136	\$ 9,378

METROPOLITAN SCHOOL DISTRICT OF WARREN TOWNSHIP
 COMBINING SCHEDULE OF RECEIPTS, DISBURSEMENTS, OTHER FINANCING SOURCES (USES), AND CASH AND INVESTMENT BALANCES -
 REGULATORY BASIS
 For the Year Ended June 30, 2015
 (Continued)

	Expression/ Spirit - WCHS	Wellness Center - Target Parent Training	FY15 Fuel Up To Play 60	FY00-01 Oasis Training	FY12 LP - Lowe's Foundation	FY13 Community Hospital - Dental Clinic - WCC	SME Foundation Prime Grant - WCC	FY02-04 Lilly #2001-1495-000	FY03-04 Pleasant Run Judo Club	WAEF/Lilly Residency Grants
Cash and investments - beginning	\$ -	\$ 5,902	\$ -	\$ 4,228	\$ 3	\$ -	\$ 12,573	\$ 234,185	\$ 81	\$ 5,038
Receipts:										
Local sources	-	2,650	12,000	-	-	-	-	-	-	-
State sources	-	-	-	-	-	-	-	-	-	-
Federal sources	-	-	-	-	-	-	-	-	-	-
Temporary loans	-	-	-	-	-	-	-	-	-	-
Other receipts	-	-	-	-	-	-	-	-	-	-
Total receipts	-	2,650	12,000	-	-	-	-	-	-	-
Disbursements:										
Instruction	-	-	-	-	-	-	2,511	-	81	-
Support services	-	3,115	-	-	3	-	-	-	-	-
Noninstructional services	-	-	11,492	-	-	-	-	-	-	-
Facilities acquisition and construction	-	-	-	-	-	-	-	-	-	-
Debt service	-	-	-	-	-	-	-	-	-	-
Nonprogrammed charges	-	-	-	-	-	-	-	-	-	-
Total disbursements	-	3,115	11,492	-	3	-	2,511	-	81	-
Excess (deficiency) of receipts over disbursements	-	(465)	508	-	(3)	-	(2,511)	-	(81)	-
Other financing sources (uses):										
Sale of capital assets	-	-	-	-	-	-	-	-	-	-
Transfers in	-	-	-	-	-	-	-	-	-	-
Transfers out	-	-	-	-	-	-	-	-	-	-
Total other financing sources (uses)	-	-	-	-	-	-	-	-	-	-
Excess (deficiency) of receipts and other financing sources over disbursements and other financing uses	-	(465)	508	-	(3)	-	(2,511)	-	(81)	-
Cash and investments - ending	\$ -	\$ 5,437	\$ 508	\$ 4,228	\$ -	\$ -	\$ 10,062	\$ 234,185	\$ -	\$ 5,038

METROPOLITAN SCHOOL DISTRICT OF WARREN TOWNSHIP
 COMBINING SCHEDULE OF RECEIPTS, DISBURSEMENTS, OTHER FINANCING SOURCES (USES), AND CASH AND INVESTMENT BALANCES -
 REGULATORY BASIS
 For the Year Ended June 30, 2015
 (Continued)

	Extra-Curricular Activities	Donations	Warren Central High School Funds	FY12 Pleasant Run Student Activities	Recreational Activities	Transportation - Pepsi Fund	Service Bldg. - Pepsi Fund	FY13 WCC- Prostart National - FACS	WCC Mobile Media Production Fund	Technology Repair Fund (District)
Cash and investments - beginning	\$ 29,426	\$ 496	\$ (177,500)	\$ -	\$ 3,610	\$ 626	\$ 1,439	\$ 2,329	\$ (73,787)	\$ 16,676
Receipts:										
Local sources	48,894	-	36,250	-	-	1,583	881	-	41,331	24,833
State sources	-	-	-	-	-	-	-	-	-	-
Federal sources	-	-	-	-	-	-	-	-	-	-
Temporary loans	-	-	-	-	-	-	-	-	-	-
Other receipts	-	-	-	-	-	-	-	-	-	-
Total receipts	48,894	-	36,250	-	-	1,583	881	-	41,331	24,833
Disbursements:										
Instruction	-	-	-	-	-	-	-	-	-	-
Support services	54,852	-	1,065	-	75	2,226	1,231	-	1,280	62,867
Noninstructional services	-	-	-	-	-	-	-	-	14,516	-
Facilities acquisition and construction	-	-	-	-	590	-	-	-	12,859	-
Debt service	-	-	-	-	-	-	-	-	-	-
Nonprogrammed charges	-	-	-	-	-	-	-	-	-	-
Total disbursements	54,852	-	1,065	-	665	2,226	1,231	-	28,655	62,867
Excess (deficiency) of receipts over disbursements	(5,958)	-	35,185	-	(665)	(643)	(350)	-	12,676	(38,034)
Other financing sources (uses):										
Sale of capital assets	-	-	-	-	-	-	-	-	-	-
Transfers in	-	-	-	-	-	-	-	-	-	-
Transfers out	-	-	-	-	-	-	-	-	-	-
Total other financing sources (uses)	-	-	-	-	-	-	-	-	-	-
Excess (deficiency) of receipts and other financing sources over disbursements and other financing uses	(5,958)	-	35,185	-	(665)	(643)	(350)	-	12,676	(38,034)
Cash and investments - ending	\$ 23,468	\$ 496	\$ (142,315)	\$ -	\$ 2,945	\$ (17)	\$ 1,089	\$ 2,329	\$ (61,111)	\$ (21,358)

METROPOLITAN SCHOOL DISTRICT OF WARREN TOWNSHIP
 COMBINING SCHEDULE OF RECEIPTS, DISBURSEMENTS, OTHER FINANCING SOURCES (USES), AND CASH AND INVESTMENT BALANCES -
 REGULATORY BASIS
 For the Year Ended June 30, 2015
 (Continued)

	FY10 - MDWISE Tools for Schools - Lakeside Elementary	Warren Retirement Dinner	Special Projects	Bowen Foundation Certification Grant	Walker Career Center - Equipment (Radio Tower)	Principal Leadership Academy	Adult and Continuing Education	Step Ahead	Medicaid Reimbursement	Secured Schools Safety Grant
Cash and investments - beginning	\$ -	\$ 476	\$ 25,643	\$ 5,000	\$ 1,100	\$ 275,417	\$ -	\$ -	\$ -	\$ (36,722)
Receipts:										
Local sources	-	1,962	5,862	-	-	185,071	-	-	-	-
State sources	-	-	-	-	-	-	-	-	45,440	91,890
Federal sources	-	-	-	-	-	-	833,880	3,579	-	-
Temporary loans	-	-	-	-	-	-	-	-	-	-
Other receipts	-	-	-	-	-	-	-	-	-	-
Total receipts	-	1,962	5,862	-	-	185,071	833,880	3,579	45,440	91,890
Disbursements:										
Instruction	-	-	-	2,494	-	120,023	718,694	-	-	-
Support services	-	375	3,204	-	-	5,222	309,109	9,635	-	62,878
Noninstructional services	-	-	-	-	-	-	-	-	-	-
Facilities acquisition and construction	-	-	-	-	-	-	-	-	-	-
Debt service	-	-	-	-	-	-	-	-	-	-
Nonprogrammed charges	-	-	-	-	-	-	-	-	-	-
Total disbursements	-	375	3,204	2,494	-	125,245	1,027,803	9,635	-	62,878
Excess (deficiency) of receipts over disbursements	-	1,587	2,658	(2,494)	-	59,826	(193,923)	(6,056)	45,440	29,012
Other financing sources (uses):										
Sale of capital assets	-	-	-	-	-	-	-	-	-	-
Transfers in	-	-	-	-	-	-	-	-	3,893	-
Transfers out	-	-	-	-	-	-	-	-	(47,066)	-
Total other financing sources (uses)	-	-	-	-	-	-	-	-	(43,173)	-
Excess (deficiency) of receipts and other financing sources over disbursements and other financing uses	-	1,587	2,658	(2,494)	-	59,826	(193,923)	(6,056)	2,267	29,012
Cash and investments - ending	\$ -	\$ 2,063	\$ 28,301	\$ 2,506	\$ 1,100	\$ 335,243	\$ (193,923)	\$ (6,056)	\$ 2,267	\$ (7,710)

METROPOLITAN SCHOOL DISTRICT OF WARREN TOWNSHIP
 COMBINING SCHEDULE OF RECEIPTS, DISBURSEMENTS, OTHER FINANCING SOURCES (USES), AND CASH AND INVESTMENT BALANCES -
 REGULATORY BASIS
 For the Year Ended June 30, 2015
 (Continued)

	Medicaid Reimbursement - State	Non-English Speaking Programs P.L. 273-1999	FY15 Non-English Speaking 51115-156	School Technology	Performance Based Awards	WCC- Building Trades	WCHS Jr. ROTC	FY14 High Ability Grant	Education To Go (ED2GO) - WCC	FY15 High Ability Grant
Cash and investments - beginning	\$ (607)	\$ 2,220	\$ -	\$ 407,768	\$ -	\$ (96,564)	\$ -	\$ -	\$ 4,796	\$ -
Receipts:										
Local sources	-	-	-	-	-	-	-	-	1,612	-
State sources	-	-	80,342	2,973	245,746	-	-	-	-	71,668
Federal sources	-	-	-	96,364	-	-	64,441	-	-	-
Temporary loans	-	-	-	-	-	-	-	-	-	-
Other receipts	49,333	-	-	-	-	-	-	-	-	-
Total receipts	49,333	-	80,342	99,337	245,746	-	64,441	-	1,612	71,668
Disbursements:										
Instruction	-	1,998	67,141	-	276,758	109,307	64,441	-	1,556	2,538
Support services	-	222	2,922	-	-	-	-	-	-	69,130
Noninstructional services	-	-	-	-	-	-	-	-	-	-
Facilities acquisition and construction	-	-	-	-	-	-	-	-	-	-
Debt service	-	-	-	-	-	-	-	-	-	-
Nonprogrammed charges	47,066	-	-	-	-	-	-	-	-	-
Total disbursements	47,066	2,220	70,063	-	276,758	109,307	64,441	-	1,556	71,668
Excess (deficiency) of receipts over disbursements	2,267	(2,220)	10,279	99,337	(31,012)	(109,307)	-	-	56	-
Other financing sources (uses):										
Sale of capital assets	-	-	-	-	-	171,975	-	-	-	-
Transfers in	-	-	-	-	-	-	-	-	-	-
Transfers out	607	-	-	-	-	-	-	-	-	-
Total other financing sources (uses)	607	-	-	-	-	171,975	-	-	-	-
Excess (deficiency) of receipts and other financing sources over disbursements and other financing uses	2,874	(2,220)	10,279	99,337	(31,012)	62,668	-	-	56	-
Cash and investments - ending	\$ 2,267	\$ -	\$ 10,279	\$ 507,105	\$ (31,012)	\$ (33,896)	\$ -	\$ -	\$ 4,852	\$ -

METROPOLITAN SCHOOL DISTRICT OF WARREN TOWNSHIP
 COMBINING SCHEDULE OF RECEIPTS, DISBURSEMENTS, OTHER FINANCING SOURCES (USES), AND CASH AND INVESTMENT BALANCES -
 REGULATORY BASIS
 For the Year Ended June 30, 2015
 (Continued)

	Adult Ed Welding (EST. 1/12/09)	FY13 High Ability PN01	FY09 Acuity Project Site Visit- ST/EA	FY03 - Reading Recovery	FY13 Title I School Improvement ST	FY13 Title I School Improvement PR	FY13 Title I Basic	FY15 Title I	FY14 Title I Proj. 14-5360	FY15 Title I Distinguished School, Hawthorn	FY15 Title School Improvement Grants SMS
Cash and investments - beginning	\$ -	\$ -	\$ 817	\$ -	\$ -	\$ -	\$ -	\$ -	\$ (209,370)	\$ -	\$ -
Receipts:											
Local sources	-	-	-	-	-	-	-	49,665	474	-	-
State sources	-	-	-	-	-	-	-	-	-	-	-
Federal sources	-	-	-	-	-	-	-	2,670,816	448,399	2,886	912,662
Temporary loans	-	-	-	-	-	-	-	-	-	-	-
Other receipts	-	-	-	-	-	-	-	-	-	-	-
Total receipts	-	-	-	-	-	-	-	2,720,481	448,873	2,886	912,662
Disbursements:											
Instruction	-	-	588	-	-	-	-	1,914,474	121,167	447	338,050
Support services	-	-	-	-	-	-	-	1,086,446	118,336	1,974	176,437
Noninstructional services	-	-	-	-	-	-	-	34,677	-	950	307
Facilities acquisition and construction	-	-	-	-	-	-	-	-	-	-	422,500
Debt service	-	-	-	-	-	-	-	-	-	-	-
Nonprogrammed charges	-	-	-	-	-	-	-	-	-	-	-
Total disbursements	-	-	588	-	-	-	-	3,035,597	239,503	3,371	937,294
Excess (deficiency) of receipts over disbursements	-	-	(588)	-	-	-	-	(315,116)	209,370	(485)	(24,632)
Other financing sources (uses):											
Sale of capital assets	-	-	-	-	-	-	-	-	-	-	-
Transfers in	-	-	-	-	-	-	-	-	-	-	-
Transfers out	-	-	-	-	-	-	-	-	-	-	-
Total other financing sources (uses)	-	-	-	-	-	-	-	-	-	-	-
Excess (deficiency) of receipts and other financing sources over disbursements and other financing uses	-	-	(588)	-	-	-	-	(315,116)	209,370	(485)	(24,632)
Cash and investments - ending	\$ -	\$ -	\$ 229	\$ -	\$ -	\$ -	\$ -	\$ (315,116)	\$ -	\$ (485)	\$ (24,632)

METROPOLITAN SCHOOL DISTRICT OF WARREN TOWNSHIP
 COMBINING SCHEDULE OF RECEIPTS, DISBURSEMENTS, OTHER FINANCING SOURCES (USES), AND CASH AND INVESTMENT BALANCES -
 REGULATORY BASIS
 For the Year Ended June 30, 2015
 (Continued)

	IDEA	(IDEA, Part B) LEA Capacity Building (Sliver) Grants	FY13 IDEA, Part B	FY13 Special Education Improvement Grant	FY14 Part B Technical Assistance 84.027A	FY15 IDEA, Part B	FY14 IDEA Part B	FY03 CSPD CFDA#84.027A	Federal Assistance Educational Preschool Handicapped	FY04 IDEA Carryover Grant
Cash and investments - beginning	\$ -	\$ (601)	\$ (23,823)	\$ -	\$ -	\$ -	\$ (292,783)	\$ (34)	\$ -	\$ (13,322)
Receipts:										
Local sources	-	-	-	-	-	-	-	-	-	-
State sources	-	-	-	-	-	-	-	-	-	-
Federal sources	-	2,417	85,659	-	35,085	2,241,487	562,028	-	53,944	-
Temporary loans	-	-	-	-	-	-	-	-	-	-
Other receipts	-	-	-	-	-	-	-	-	-	-
Total receipts	-	2,417	85,659	-	35,085	2,241,487	562,028	-	53,944	-
Disbursements:										
Instruction	-	(267)	35,648	-	10,000	1,721,456	168,788	-	59,074	-
Support services	-	2,083	26,188	-	29,985	720,097	143,550	-	-	-
Noninstructional services	-	-	-	-	-	-	-	-	-	-
Facilities acquisition and construction	-	-	-	-	-	-	-	-	-	-
Debt service	-	-	-	-	-	-	-	-	-	-
Nonprogrammed charges	-	-	-	-	-	-	-	-	-	-
Total disbursements	-	1,816	61,836	-	39,985	2,441,553	312,338	-	59,074	-
Excess (deficiency) of receipts over disbursements	-	601	23,823	-	(4,900)	(200,066)	249,690	-	(5,130)	-
Other financing sources (uses):										
Sale of capital assets	-	-	-	-	-	-	-	-	-	-
Transfers in	-	-	-	-	-	-	-	-	-	-
Transfers out	-	-	-	-	-	-	-	-	-	-
Total other financing sources (uses)	-	-	-	-	-	-	-	-	-	-
Excess (deficiency) of receipts and other financing sources over disbursements and other financing uses	-	601	23,823	-	(4,900)	(200,066)	249,690	-	(5,130)	-
Cash and investments - ending	\$ -	\$ -	\$ -	\$ -	\$ (4,900)	\$ (200,066)	\$ (43,093)	\$ (34)	\$ (5,130)	\$ (13,322)

METROPOLITAN SCHOOL DISTRICT OF WARREN TOWNSHIP
 COMBINING SCHEDULE OF RECEIPTS, DISBURSEMENTS, OTHER FINANCING SOURCES (USES), AND CASH AND INVESTMENT BALANCES -
 REGULATORY BASIS
 For the Year Ended June 30, 2015
 (Continued)

	FY14 Part B 619 Preschool 45714-059-PN01	FY13 ABE Federal Grant	FY13 ABE State Grant	FY13 Adult Ed Innovation	FY13 Adult Ed Professional Development	FY14 ABE Federal Grant	FY14 ABE State Grant	FY13 EL Civics Grant	FY14 EL Civics Grant C1-4-ELC-2-33	FY15 EL Civics Grant C1-5-ELC-4-33
Cash and investments - beginning	\$ (6,739)	\$ (19)	\$ (303)	\$ -	\$ -	\$ (42,105)	\$ (107,544)	\$ (4,309)	\$ 1,653	\$ -
Receipts:										
Local sources	-	-	-	-	-	-	-	-	-	-
State sources	-	-	-	-	-	-	157,175	-	-	-
Federal sources	13,438	-	-	-	-	73,896	-	2,943	-	38,096
Temporary loans	-	-	-	-	-	-	-	-	-	-
Other receipts	-	-	-	-	-	-	-	-	-	-
Total receipts	13,438	-	-	-	-	73,896	157,175	-	2,943	38,096
Disbursements:										
Instruction	6,699	(19)	(303)	-	-	10,566	32,585	-	288	77,562
Support services	-	-	-	-	-	21,225	17,046	-	-	-
Noninstructional services	-	-	-	-	-	-	-	-	-	-
Facilities acquisition and construction	-	-	-	-	-	-	-	-	-	-
Debt service	-	-	-	-	-	-	-	-	-	-
Nonprogrammed charges	-	-	-	-	-	-	-	-	-	-
Total disbursements	6,699	(19)	(303)	-	-	31,791	49,631	-	288	77,562
Excess (deficiency) of receipts over disbursements	6,739	19	303	-	-	42,105	107,544	-	2,655	(39,466)
Other financing sources (uses):										
Sale of capital assets	-	-	-	-	-	-	-	-	-	-
Transfers in	-	-	-	-	-	-	-	-	-	-
Transfers out	-	-	-	-	-	-	-	-	-	-
Total other financing sources (uses)	-	-	-	-	-	-	-	-	-	-
Excess (deficiency) of receipts and other financing sources over disbursements and other financing uses	6,739	19	303	-	-	42,105	107,544	-	2,655	(39,466)
Cash and investments - ending	\$ -	\$ -	\$ -	\$ -	\$ -	\$ -	\$ -	\$ (4,309)	\$ 4,308	\$ (39,466)

METROPOLITAN SCHOOL DISTRICT OF WARREN TOWNSHIP
 COMBINING SCHEDULE OF RECEIPTS, DISBURSEMENTS, OTHER FINANCING SOURCES (USES), AND CASH AND INVESTMENT BALANCES -
 REGULATORY BASIS
 For the Year Ended June 30, 2015
 (Continued)

	FY15 ABE Federal C1-5-AE-4-58	Medicaid Reimbursement - Federal	FY14 Perkins	21st Century Comm Lmg Center 84.287	FY15 Perkins	FY13 Perkins	FY15 McKinney- Vento Homeless 84.196	Improving Teaching Quality, No Child Left, Title II, Part A	FFY13 Title IIA, Improv Teacher Quality CF.	ITQ, Enhanced Education Through Technology, Title II, Part D
Cash and investments - beginning	\$ -	\$ 573,966	\$ (18,818)	\$ -	\$ -	\$ -	\$ -	\$ (1,756)	\$ -	\$ 1,350
Receipts:										
Local sources	-	-	-	-	-	-	-	-	40	-
State sources	-	-	-	-	-	-	-	-	-	-
Federal sources	109,072	193,245	62,385	203,309	188,015	-	10,561	-	208,086	-
Temporary loans	-	-	-	-	-	-	-	-	-	-
Other receipts	-	-	-	-	-	-	-	-	-	-
Total receipts	109,072	193,245	62,385	203,309	188,015	-	10,561	-	208,126	-
Disbursements:										
Instruction	39,101	-	29,430	-	185,530	-	2,466	-	-	-
Support services	94,288	114,878	8,798	-	12,383	-	8,119	-	227,130	-
Noninstructional services	-	-	-	236,107	-	-	7,500	-	-	-
Facilities acquisition and construction	-	-	-	-	-	-	-	-	-	-
Debt service	-	-	-	-	-	-	-	-	-	-
Nonprogrammed charges	-	-	5,339	-	-	-	-	-	-	-
Total disbursements	133,389	114,878	43,567	236,107	197,913	-	18,085	-	227,130	-
Excess (deficiency) of receipts over disbursements	(24,317)	78,367	18,818	(32,798)	(9,898)	-	(7,524)	-	(19,004)	-
Other financing sources (uses):										
Sale of capital assets	-	-	-	-	-	-	-	-	-	-
Transfers in	-	-	-	-	-	-	-	-	-	-
Transfers out	-	(8,345)	-	-	-	-	-	-	-	-
Total other financing sources (uses)	-	(8,345)	-	-	-	-	-	-	-	-
Excess (deficiency) of receipts and other financing sources over disbursements and other financing uses	(24,317)	70,022	18,818	(32,798)	(9,898)	-	(7,524)	-	(19,004)	-
Cash and investments - ending	\$ (24,317)	\$ 643,988	\$ -	\$ (32,798)	\$ (9,898)	\$ -	\$ (7,524)	\$ (1,756)	\$ (19,004)	\$ 1,350

METROPOLITAN SCHOOL DISTRICT OF WARREN TOWNSHIP
 COMBINING SCHEDULE OF RECEIPTS, DISBURSEMENTS, OTHER FINANCING SOURCES (USES), AND CASH AND INVESTMENT BALANCES -
 REGULATORY BASIS
 For the Year Ended June 30, 2015
 (Continued)

	FFY12 Title II Part A Improv. Teacher Effe	Title III - Language Instruction	FY15 Title III Wida Supp. 01113-360-PN01	FY14 Title III, Part A	FY14 Title III PD Grant	FY15 Title III Part A LEP 01115-068-PN01	Race To The Top District	Chi- Training	Payroll Clearing	Totals
Cash and investments - beginning	\$ (19,391)	\$ (19,832)	\$ -	\$ -	\$ -	\$ -	\$ (200,570)	\$ 89,724	\$ (313,702)	\$ 21,874,473
Receipts:										
Local sources	-	-	-	129	-	-	-	40,890	-	39,217,093
State sources	-	-	3,318	33,310	8,889	92,244	-	-	-	85,909,478
Federal sources	56,589	-	-	-	-	-	4,066,719	-	-	19,920,482
Temporary loans	-	-	-	-	-	-	-	-	-	7,411,985
Other receipts	-	-	-	-	-	-	-	-	50,331,680	50,381,743
Total receipts	56,589	-	3,318	33,439	8,889	92,244	4,066,719	40,890	50,331,680	202,840,781
Disbursements:										
Instruction	-	-	3,318	13,095	8,889	108,972	1,626,124	30,738	-	61,893,597
Support services	37,198	-	-	908	-	88	1,773,212	-	-	48,678,231
Noninstructional services	-	-	-	-	-	-	5,611	-	-	2,754,085
Facilities acquisition and construction	-	-	-	-	-	-	345,533	-	-	10,844,013
Debt service	-	-	-	-	-	-	-	-	-	23,178,355
Nonprogrammed charges	-	-	-	-	-	-	206,136	-	51,988,906	52,251,447
Total disbursements	37,198	-	3,318	14,003	8,889	109,060	3,956,616	30,738	51,988,906	199,599,728
Excess (deficiency) of receipts over disbursements	19,391	-	-	19,436	-	(16,816)	110,103	10,152	(1,657,226)	3,241,053
Other financing sources (uses):										
Sale of capital assets	-	-	-	-	-	-	-	-	-	177,046
Transfers in	-	-	-	-	-	-	-	-	-	2,054,804
Transfers out	-	-	-	-	-	-	-	-	-	(2,054,804)
Total other financing sources (uses)	-	-	-	-	-	-	-	-	-	177,046
Excess (deficiency) of receipts and other financing sources over disbursements and other financing uses	19,391	-	-	19,436	-	(16,816)	110,103	10,152	(1,657,226)	3,418,099
Cash and investments - ending	\$ -	\$ (19,832)	\$ -	\$ 19,436	\$ -	\$ (16,816)	\$ (90,467)	\$ 99,876	\$ (1,970,928)	\$ 25,292,572

(This page intentionally left blank.)

METROPOLITAN SCHOOL DISTRICT OF WARREN TOWNSHIP
 SCHEDULE OF LEASES AND DEBT
 June 30, 2015

Lessor	Purpose	Annual Lease Payment	Lease Beginning Date	Lease Ending Date
Governmental activities:				
MSD WarrenTwp. Vision 2005 Bldg. Corp.	Vision 2005 First Mortgage Refunding	\$ 12,470,000	6/6/2013	6/30/2020
School Bldg. Corp. of Warren Twp. 2008	Vision 2005 First Mortgage Refunding	<u>1,017,000</u>	6/30/2005	6/30/2016
Total governmental activities		<u>13,487,000</u>		
Total of annual lease payments		<u>\$ 13,487,000</u>		

Type	Description of Debt Purpose	Ending Principal Balance	Principal and Interest Due Within One Year
Governmental activities:			
General obligation bonds	Capital Improvements	\$ 2,000,000	\$ 669,894
Tax anticipation warrants	Cash Flow	<u>4,271,302</u>	<u>4,318,286</u>
Total governmental activities		<u>4,230,007</u>	<u>4,263,166</u>
Totals		<u>\$ 10,501,309</u>	<u>\$ 9,251,346</u>

(This page intentionally left blank.)

SUPPLEMENTAL AUDIT OF
FEDERAL AWARDS



INDEPENDENT AUDITOR'S REPORT ON COMPLIANCE FOR EACH MAJOR FEDERAL
PROGRAM AND ON INTERNAL CONTROL OVER COMPLIANCE

TO: THE OFFICIALS OF THE METROPOLITAN SCHOOL DISTRICT
OF WARREN TOWNSHIP, MARION COUNTY, INDIANA

Report on Compliance for Each Major Federal Program

We have audited the Metropolitan School District of Warren Township's (School Corporation) compliance with the types of compliance requirements described in the *U.S. Office of Management and Budget (OMB) Circular A-133 Compliance Supplement* that could have a direct and material effect on each of its major federal programs for the period of July 1, 2013 to June 30, 2015. The School Corporation's major federal programs are identified in the Summary of Auditor's Results section of the accompanying Schedule of Findings and Questioned Costs.

Management's Responsibility

Management is responsible for compliance with the requirements of laws, regulations, contracts, and grants applicable to its federal programs.

Auditor's Responsibility

Our responsibility is to express an opinion on compliance for each of the School Corporation's major federal programs based on our audit of the types of compliance requirements referred to above. Except as discussed in the following paragraph, we conducted our audit of compliance in accordance with auditing standards generally accepted in the United States of America; the standards applicable to financial audits contained in *Government Auditing Standards*, issued by the Comptroller General of the United States; and OMB Circular A-133, *Audits of States, Local Governments, and Non-Profit Organizations*. Those standards and OMB Circular A-133 require that we plan and perform the audit to obtain reasonable assurance about whether noncompliance with the types of compliance requirements referred to above that could have a direct and material effect on a major federal program occurred. An audit includes examining, on a test basis, evidence about the School Corporation's compliance with those requirements and performing such other procedures as we considered necessary in the circumstances.

We believe that our audit provides a reasonable basis for our opinion on compliance for each major federal program. However, our audit does not provide a legal determination of the School Corporation's compliance.

Basis for Qualified Opinion on Title I Grants to Local Educational Agencies

As described in item 2015-004 in the accompanying Schedule of Findings and Questioned Costs, we were unable to obtain sufficient appropriate audit evidence supporting the compliance of the School Corporation with Title I Grants to Local Education Agencies regarding Special Tests and Provisions - Highly Qualified Teachers and Paraprofessionals. Consequently, we were unable to determine whether the School Corporation complied with these requirements applicable to the program.

INDEPENDENT AUDITOR'S REPORT ON COMPLIANCE FOR EACH MAJOR FEDERAL
PROGRAM AND ON INTERNAL CONTROL OVER COMPLIANCE
(Continued)

Qualified Opinion on Title I Grants to Local Educational Agencies

In our opinion, except for the effects of such noncompliance, if any, as might have been determined had we been able to examine sufficient evidence regarding the School Corporation's compliance with the requirements of Title I Grants to Local Educational Agencies regarding Special Tests and Provisions - Highly Qualified Teachers and Paraprofessionals, described in the *Basis for Qualified Opinion on Title I Grants to Local Educational Agencies* paragraph, the School Corporation complied, in all material respects, with the requirements referred to above that could have a direct and material effect on Title I Grants to Local Education Agencies for the period of July 1, 2013 to June 30, 2015.

Basis for Qualified Opinion on the Special Education Cluster (IDEA)

As described in item 2015-005 in the accompanying Schedule of Findings and Questioned Costs, we were unable to obtain sufficient appropriate audit evidence supporting the compliance of the School Corporation with the Special Education Cluster (IDEA) regarding Allowable Costs/Cost Principles. Consequently, we were unable to determine whether the School Corporation complied with these requirements applicable to the program.

Qualified Opinion on the Special Education Cluster (IDEA)

In our opinion, except for the effects of such noncompliance, if any, as might have been determined had we been able to examine sufficient evidence regarding the School Corporation's compliance with the requirements of the Special Education Cluster (IDEA) regarding Allowable Costs/Cost Principals, described in the *Basis for Qualified Opinion on the Special Education Cluster (IDEA)* paragraph the School Corporation complied, in all material respects, with the requirements referred to above that could have a direct and material effect on the Special Education Cluster for the period of July 1, 2013 to June 30, 2015.

Basis for Qualified Opinion on Race to the Top - District Grants

As described in item 2015-007 in the accompanying Schedule of Findings and Questioned Costs, we were unable to obtain sufficient appropriate audit evidence supporting the compliance of the School Corporation with Race to the Top - District Grants regarding Procurement and Suspension and Debarment. Consequently, we were unable to determine whether the School Corporation complied with these requirements applicable to the program.

Qualified Opinion on Race to the Top - District Grants

In our opinion, except for the effects of such noncompliance, if any, as might have been determined had we been able to examine sufficient evidence regarding the School Corporation's compliance with the requirements of Race to the Top - District Grants regarding Procurement and Suspension and Debarment, described in the *Basis for Qualified Opinion on Race to the Top - District Grants* paragraph the School Corporation complied, in all material respects, with the requirements referred to above that could have a direct and material effect on Race to the Top - District Grants for the period of July 1, 2013 to June 30, 2015.

Other Matters

The results of our auditing procedures disclosed instances of noncompliance, which are required to be reported in accordance with OMB Circular A-133 and which are described in the accompanying Schedule of Findings and Questioned Costs as item 2015-006. Our opinion on each major federal program is not modified with respect to these matters.

INDEPENDENT AUDITOR'S REPORT ON COMPLIANCE FOR EACH MAJOR FEDERAL
PROGRAM AND ON INTERNAL CONTROL OVER COMPLIANCE
(Continued)

The School Corporation's response to the noncompliance findings identified in our audit is described in the accompanying Corrective Action Plan. The School Corporation's response was not subjected to the auditing procedures applied in the audit of compliance and, accordingly, we express no opinion on the response.

Report on Internal Control over Compliance


Management of the School Corporation is responsible for establishing and maintaining effective internal control over compliance with the types of compliance requirements referred to above. In planning and performing our audit of compliance, we considered the School Corporation's internal control over compliance with the types of requirements that could have a direct and material effect on each major federal program to determine the auditing procedures that are appropriate in the circumstances for the purpose of expressing our opinion on compliance for each major federal program and to test and report on internal control over compliance in accordance with OMB Circular A-133, but not for the purpose of expressing an opinion on the effectiveness of internal control over compliance. Accordingly, we do not express an opinion on the effectiveness of the School Corporation's internal control over compliance.

Our consideration of internal control over compliance was for the limited purpose described in the preceding paragraph and was not designed to identify all deficiencies in internal control over compliance that might be material weaknesses or significant deficiencies and, therefore, material weaknesses or significant deficiencies may exist that were not identified. However, as discussed below, we identified certain deficiencies in internal control over compliance that we consider to be material weaknesses.

A deficiency in internal control over compliance exists when the design or operation of a control over compliance does not allow management or employees, in the normal course of performing their assigned functions, to prevent, or detect and correct, noncompliance with a type of compliance requirement of a federal program on a timely basis. A material weakness in internal control over compliance is a deficiency, or a combination of deficiencies, in internal control over compliance, such that there is a reasonable possibility that material noncompliance with a type of compliance requirement of a federal program will not be prevented, or detected and corrected, on a timely basis. We consider the deficiencies in internal control over compliance described in the accompanying Schedule of Findings and Questioned Costs as items 2015-003, 2015-004, 2015-005, 2015-006, and 2015-007 to be material weaknesses.

The School Corporation's response to the internal control over compliance findings identified in our audit is described in the accompanying Corrective Action Plan. The School Corporation's response was not subjected to the auditing procedures applied in the audit of compliance and, accordingly, we express no opinion on the response.

The purpose of this report on internal control over compliance is solely to describe the scope of our testing of internal control over compliance and the results of that testing based on the requirements of OMB Circular A-133. Accordingly, this report is not suitable for any other purpose.


Paul D. Joyce, CPA
State Examiner

September 26, 2017

SCHEDULE OF EXPENDITURES OF FEDERAL AWARDS AND ACCOMPANYING NOTES

The Schedule of Expenditures of Federal Awards and accompanying notes presented were approved by management of the School Corporation. The schedule and notes are presented as intended by the School Corporation.

METROPOLITAN SCHOOL DISTRICT OF WARREN TOWNSHIP
SCHEDULE OF EXPENDITURES OF FEDERAL AWARDS
For the Years Ended June 30, 2014 and 2015

Federal Grantor Agency Cluster Title/Program Title/Project Title	Pass-Through Entity or Direct Grant	Federal CFDA Number	Pass-Through Entity (or Other) Identifying Number	Pass-Through To Subrecipient 06-30-14	Total Federal Awards Expended 06-30-14	Pass-Through To Subrecipient 06-30-15	Total Federal Awards Expended 06-30-15
Department of Agriculture							
Child Nutrition Cluster							
School Breakfast Program	Indiana Department of Education	10.553	FY2014	\$ -	\$ 1,865,582	\$ -	\$ -
		10.553	FY2015	-	-	-	2,016,289
Total - School Breakfast Program				-	1,865,582	-	2,016,289
National School Lunch Program							
National School Lunch Program	Indiana Department of Education	10.555	FY2014	-	4,045,912	-	-
Non-Cash Assistance - Commodities		10.555	FY2015	-	-	-	4,212,787
				-	467,971	-	465,210
Total - National School Lunch Program				-	4,513,883	-	4,677,997
Summer Food Service Program for Children							
Summer Food Service Program for Children	Indiana Department of Education	10.559	FY2014	-	88,560	-	-
		10.559	FY2015	-	-	-	154,772
Total - Summer Food Service Program for Children				-	88,560	-	154,772
Total - Child Nutrition Cluster							
				-	6,468,025	-	6,849,058
Child and Adult Care Food Program							
Child and Adult Care Food Program	Indiana Department of Education	10.558	FY2014	-	66,137	-	-
		10.558	FY2015	-	-	-	296,633
Total - Child and Adult Care Food Program				-	66,137	-	296,633
Total - Department of Agriculture							
				-	6,534,162	-	7,145,691
Department of Education							
School Improvement Grants Cluster							
School Improvement Grants	Indiana Department of Education	84.377	FY15 SIG	-	-	-	478,726
School Improvement Grants, Recovery Act		84.388	FY15 SIG ARRA	-	-	-	433,936
Total - School Improvement Grants Cluster				-	-	-	912,662
Special Education Cluster (IDEA)							
Special Education_Grants to States							
FY12 Part B IDEA	Indiana Department of Education	84.027	14212-059-PN01	-	126,842	-	-
FY13 Part B IDEA		84.027	14213-059-PN01	-	408,668	-	85,659
FY14 Part B IDEA		84.027	14214-059-PN01	-	2,023,742	-	562,028
FY15 Part B IDEA		84.027	14215-059-PN01	-	-	-	2,241,487
FY13 SPED Improvement Grant		84.027	ASP-3-13DL-1419	-	70,000	-	-
FY14 Part B - Technical Assistance		84.027	99914-059-TA-01	-	47,930	-	35,085
Total - Special Education_Grants to States				-	2,677,182	-	2,924,259
Special Education_Preschool Grants							
FY13 Preschool	Indiana Department of Education	84.173	45713-059-PN01	-	19,873	-	2,417
FY14 Preschool		84.173	45714-059-PN01	-	45,208	-	13,438
FY15 Preschool		84.173	45715-059-PN01	-	-	-	53,944
Total - Special Education_Preschool Grants				-	65,081	-	69,799
Total - Special Education Cluster (IDEA)							
				-	2,742,263	-	2,994,058
Adult Education - Basic Grants to States							
FY13 ABE Federal	Indiana Department of Workforce Development	84.002	C1-3-AE2-258	-	179,688	-	-
FY13 Adult Ed Innovation		84.002	C1-3-AEIN-2-6	-	22,403	-	-

The accompanying notes are an integral part of the Schedule of Expenditures of Federal Awards.

METROPOLITAN SCHOOL DISTRICT OF WARREN TOWNSHIP
SCHEDULE OF EXPENDITURES OF FEDERAL AWARDS
For the Years Ended June 30, 2014 and 2015
(Continued)

Federal Grantor Agency Cluster Title/Program Title/Project Title	Pass-Through Entity or Direct Grant	Federal CFDA Number	Pass-Through Entity (or Other) Identifying Number	Pass-Through To Subrecipient 06-30-14	Total Federal Awards Expended 06-30-14	Pass-Through To Subrecipient 06-30-15	Total Federal Awards Expended 06-30-15
Department of Education (continued)							
Adult Education - Basic Grants to States (continued)							
FY13 Adult Ed Professional Development		84.002	C1-3-AEPD-2-60	-	618	-	-
FY13 EL Civics		84.002	C1-3-ELC-2-33	-	28,598	-	-
FY14 ABE Federal		84.002	C1-4-AE3-58	-	172,529	-	73,896
FY14 EL Civics		84.002	C1-4-ELC-3-33	-	-	-	2,943
FY15 ABE Federal		84.002	C1-5-AE-4-58	-	-	-	109,072
FY15 EL Civics		84.002	C1-5-ELC-4-33	-	-	-	38,096
Total - Adult Education - Basic Grants to States				-	403,836	-	224,007
Title I Grants to Local Educational Agencies							
Indiana Department of Education							
FY13 Title I Basic		84.010	13-5360	-	657,611	-	448,399
FY14 Title I Basic		84.010	14-5360	-	2,164,805	-	2,670,816
14-15 Academic Achievement Awards Program Distinguished Title I Schools - HA		84.010	Title I Distinguished School -	-	-	-	2,886
FY13 Title I School Improvement - ST		84.010	FY14 SIG ST	-	101,256	-	-
FY13 Title I School Improvement - PR		84.010	FY14 SIG PR	-	101,684.00	-	-
Total - Title I Grants to Local Educational Agencies				-	3,025,356	-	3,122,101
Career and Technical Education -- Basic Grants to States							
Indiana Department of Education							
FY13 Perkins		84.048	13-4700-5360	-	64,366	-	-
FY14 Perkins		84.048	14-4700-5360	-	196,654	-	62,385
FY15 Perkins		84.048	15-4700-5360	-	-	-	188,015
Total - Career and Technical Education -- Basic Grants to States				-	261,020	-	250,400
Education for Homeless Children and Youth							
Indiana Department of Education							
FY15 McKinney-Vento Homeless Grant		84.196	A58-15SS-2309	-	-	-	10,561
Twenty-First Century Community Learning Centers							
Indiana Department of Education							
FY15 21st Century Community Learning Centers Cohort 7		84.287	A58-5-15DL-2150	-	-	-	203,309
English Language Acquisition State Grants							
Indiana Department of Education							
FY13 Title III Part A LEP		84.365	01113-064-PN01	-	33,082	-	-
FY14 Title III Part A LEP		84.365	01114-049-PN01	-	91,280	-	33,310
FY15 Title III Part A LEP		84.365	01115-068-PN01	-	-	-	92,244
FY14 Title III Supplemental Professional Development		84.365	A58-4-14OT-2059	-	-	-	8,889
		84.365	01113-360-PN01	-	-	-	3,318
Total - English Language Acquisition State Grants				-	124,362	-	137,761
Improving Teacher Quality State Grants							
Indiana Department of Education							
FY11 Title II Part A Improving Teacher Quality		84.367	Nov-60	-	25,226	-	-
FY12 Title II Part A Improving Teacher Quality		84.367	Dec-60	-	213,189	-	56,589
FY13 Title II Part A Improving Teacher Quality		84.367	13-5360	-	-	-	208,086
Total - Improving Teacher Quality State Grants				-	238,415	-	264,675
Race to the Top - District Grants							
Direct Grant							
Race to the Top District		84.416	B416A130156	-	12,970,586	-	4,066,679
Total - Department of Education				-	19,765,838	-	12,186,213
Department of Health and Human Services							
Medical Assistance Program							
Indiana Family and Social Services Administration							
Indiana MAC & IEP Medical Claims FY15		93.778	FY15 Medical Assistance Progra	-	213,837	-	193,245
Total - Medicaid Assistance Program				-	213,837	-	193,245
Total - Department of Health and Human Services				-	213,837	-	193,245
Total federal awards expended				\$	26,513,837	\$	19,525,149

The accompanying notes are an integral part of the Schedule of Expenditures of Federal Awards.

METROPOLITAN SCHOOL DISTRICT OF WARREN TOWNSHIP
NOTES TO SCHEDULE OF EXPENDITURES OF FEDERAL AWARDS

Note 1. Basis of Presentation

The accompanying Schedule of Expenditures of Federal Awards (SEFA) includes the federal grant activity of the School Corporation under programs of the federal government for the years ended June 30, 2014 and 2015. The information in the SEFA is presented in accordance with the requirements of the Office of Management and Budget (OMB) Circular A-133, *Audits of States, Local Governments, and Non-Profit Organizations*. Because the SEFA presents only a select portion of the operations of the School Corporation, it is not intended to and does not present the financial position of the School Corporation.

Circular A-133 requires an annual audit of nonfederal entities expending a total amount of federal awards equal to or in excess of \$500,000 in any fiscal year unless by constitution or statute a less frequent audit is required. In accordance with Indiana Code (IC 5-11-1-25), audits of school corporations shall be conducted biennially. Such audits shall include both years within the biennial period.

Note 2. Summary of Significant Accounting Policies

Expenditures reported on the SEFA are reported on the cash basis of accounting. Such expenditures are recognized following, as applicable, either the cost principles in OMB Circular A-87, *Cost Principles for State, Local, and Indian Tribal Governments*, or the cost principles contained in Title 2 U.S. Code of Federal Regulations Part 200, *Uniform Administrative Requirements, Cost Principles, and Audit Requirements for Federal Awards*, wherein certain types of expenditures are not allowed or are limited as to reimbursement. When federal grants are received on a reimbursement basis, the federal awards are considered expended when the reimbursement is received.

METROPOLITAN SCHOOL DISTRICT OF WARREN TOWNSHIP
SCHEDULE OF FINDINGS AND QUESTIONED COSTS

Section I - Summary of Auditor's Results

Financial Statement:

Type of auditor's report issued:	Adverse as to GAAP; Unmodified as to Regulatory Basis
Internal control over financial reporting:	
Material weaknesses identified?	yes
Significant deficiencies identified?	none reported
Noncompliance material to financial statement noted?	yes

Federal Awards:

Internal control over major programs:	
Material weaknesses identified?	yes
Significant deficiencies identified?	none reported
Type of auditor's report issued on compliance for major programs:	Qualified
Any audit findings disclosed that are required to be reported in accordance with section .510(a) of OMB Circular A-133?	yes

Identification of Major Programs:

CFDA Number	Name of Federal Program or Cluster
	Special Education Cluster (IDEA)
84.010	Title I Grants to Local Educational Agencies
84.416	Race to the Top - District Grants

Dollar threshold used to distinguish between Type A and Type B programs: \$1,381,170

Auditee qualified as low-risk auditee? no

Section II - Financial Statement Findings

FINDING 2015-001

Subject: Internal Controls over Financial Transactions and Reporting
Audit Finding: Material Weakness

Condition

An effective internal control system was not in place at the School Corporation over cash and investments. The bank reconciliations between bank balances and the School Corporation's records contained evidence of a review and approval process taking place; however, the control was determined not be effective due to the unreconciled immaterial variances for all 24 months of the audit period.

METROPOLITAN SCHOOL DISTRICT OF WARREN TOWNSHIP
SCHEDULE OF FINDINGS AND QUESTIONED COSTS
(Continued)

Context

The control was ineffective for the audit period. All 24 bank reconcilements completed during the audit period had immaterial variances.

Criteria

The Indiana State Board of Accounts (SBOA) is required under Indiana Code 5-11-1-27(e) to define the acceptable minimum level of internal control standards. To provide clarifying guidance, the State Examiner compiled the standards contained in the manual, *Uniform Internal Control Standards for Indiana Political Subdivisions*. All political subdivisions subject to audit by SBOA are expected to adhere to these standards. The standards include adequate control activities. According to this manual:

"Control activities are the actions and tools established through policies and procedures that help to detect, prevent, or reduce the identified risks that interfere with the achievement of objectives. Detection activities are designed to identify unfavorable events in a timely manner whereas prevention activities are designed to deter the occurrence of an unfavorable event. Examples of these activities include reconciliations, authorizations, approval processes, performance reviews, and verification processes.

An integral part of the control activity component is segregation of duties. . . .

There is an expectation of segregation of duties. If compensating controls are necessary, documentation should exist to identify both the areas where segregation of duties are not feasible or practical and the compensating controls implemented to mitigate the risk. . . ."

Cause

Management of the School Corporation had not established an effective system of internal control over cash and investments.

Effect

The failure to establish controls could have enabled material misstatements or irregularities to remain undetected.

Views of Responsible Officials

For the views of responsible officials, refer to the Corrective Action Plan that is part of this report.

FINDING 2015-002

Subject: Preparation of the Schedule of Expenditures of Federal Awards
Audit Findings: Material Weakness, Material Noncompliance

Condition

The School Corporation did not have a proper system of internal control in place to prevent, or detect and correct, errors on the Schedule of Expenditures of Federal Awards (SEFA).

METROPOLITAN SCHOOL DISTRICT OF WARREN TOWNSHIP
SCHEDULE OF FINDINGS AND QUESTIONED COSTS
(Continued)

Due to the lack of controls, the following errors occurred on the SEFA:

- The Child Nutrition Cluster, CFDA 10.553, 10.555, and 10.559, amounts reported for fiscal year 2014 were understated by \$104,066.
- The Child and Adult Care Food Program, CFDA 10.558, was understated by \$6,039 for fiscal year 2014.
- The Title I Grants to Local Educational Agencies, CFDA 84.010, was overstated in fiscal year 2014 by \$51,875.
- The Medical Assistance Program, CFDA 93.778, fiscal year 2014 amount of \$213,837 was omitted. Additionally, the grant was not presented with the correct name per the Catalog of Federal Domestic Assistance (CFDA) website.
- Grant numbers were either not provided or were incorrect for the following grants:
 - The Special Education Cluster (IDEA), CFDA 84.027 and 84.173.
 - The Title I Grants to Local Education Agencies, CFDA 84.010.
 - The Medical Assistance Program, CFDA 93.778.

Audit adjustments were proposed, accepted by the School Corporation, and made to the SEFA.

Context

The lack of controls and noncompliance were systemic issues for the audit period.

Criteria

The Indiana State Board of Accounts (SBOA) is required under Indiana Code 5-11-1-27(e) to define the acceptable minimum level of internal control standards. To provide clarifying guidance, the State Examiner compiled the standards contained in the manual, *Uniform Internal Control Standards for Indiana Political Subdivisions*. All political subdivisions subject to audit by SBOA are expected to adhere to these standards. The standards include adequate control activities. According to this manual:

"Control activities are the actions and tools established through policies and procedures that help to detect, prevent, or reduce the identified risks that interfere with the achievement of objectives. Detection activities are designed to identify unfavorable events in a timely manner whereas prevention activities are designed to deter the occurrence of an unfavorable event. Examples of these activities include reconciliations, authorizations, approval processes, performance reviews, and verification processes.

An integral part of the control activity component is segregation of duties. . . .

There is an expectation of segregation of duties. If compensating controls are necessary, documentation should exist to identify both the areas where segregation of duties are not feasible or practical and the compensating controls implemented to mitigate the risk. . . ."

METROPOLITAN SCHOOL DISTRICT OF WARREN TOWNSHIP
SCHEDULE OF FINDINGS AND QUESTIONED COSTS
(Continued)

OMB Circular A-133, Subpart C, section .300 states in part: "The auditee shall: . . . (d) Prepare appropriate financial statements, including the schedule of expenditures of Federal awards in accordance with § _____.310. . . ."

OMB Circular A-133, Subpart C, section .310(b) states:

"Schedule of expenditures of Federal awards. The auditee shall also prepare a schedule of expenditures of Federal awards for the period covered by the auditee's financial statements. While not required, the auditee may choose to provide information requested by Federal awarding agencies and pass-through entities to make the schedule easier to use. For example, when a Federal program has multiple award years, the auditee may list the amount of Federal awards expended for each award year separately. At a minimum, the schedule shall:

- (1) List individual Federal programs by Federal agency. For Federal programs included in a cluster of programs, list individual Federal programs within a cluster of programs. For R&D, total Federal awards expended shall be shown either by individual award or by Federal agency and major subdivision within the Federal agency. For example, the National Institutes of Health is a major subdivision in the Department of Health and Human Services.
- (2) For Federal awards received as a subrecipient, the name of the pass-through entity and identifying number assigned by the pass-through entity shall be included.
- (3) Provide total Federal awards expended for each individual Federal program and the CFDA number or other identifying number when the CFDA information is not available.
- (4) Include notes that describe the significant accounting policies used in preparing the schedule.
- (5) To the extent practical, pass-through entities should identify in the schedule the total amount provided to subrecipients from each Federal program.
- (6) Include, in either the schedule or a note to the schedule, the value of the Federal awards expended in the form of non-cash assistance, the amount of insurance in effect during the year, and loans or loan guarantees outstanding at year end. While not required, it is preferable to present this information in the schedule."

Cause

Management had not established a system of internal control that would have ensured proper reporting of the SEFA.

Effect

Without a proper system of internal control in place that operated effectively, misstatements of the SEFA remained undetected.

Views of Responsible Officials

For the views of responsible officials, refer to the Corrective Action Plan that is part of this report.

METROPOLITAN SCHOOL DISTRICT OF WARREN TOWNSHIP
SCHEDULE OF FINDINGS AND QUESTIONED COSTS
(Continued)

Auditor's Response

The officials of the School Corporation did not agree that the Title I Grants to Local Educational Agencies grant was overstated in fiscal year 2014 by the amount received from other local school corporations for nonpublic students attending the School Corporation. The originating school would be requesting a reimbursement for the amount transferred and reporting it on their SEFA; therefore, it should not be reported on the SEFA for the School Corporation.

Section III - Federal Award Findings and Questioned Costs

FINDING 2015-003

Subject: Title I Grants to Local Educational Agencies - Eligibility, Period of Availability of Federal Funds, Suspension and Debarment, and Special Tests and Provisions - Comparability

Federal Agency: Department of Education

Federal Program: Title I Grants to Local Educational Agencies

CFDA Number: 84.010

Federal Award Numbers and Years (or Other Identifying Number): 13-5360, 14-5360, Title I Distinguished School -, FY14 SIG ST, FY14 SIG PR

Pass-Through Entity: Indiana Department of Education

Compliance Requirement: Eligibility, Period of Availability of Federal Funds, Suspension and Debarment, and Special Tests and Provisions - Comparability

Audit Finding: Material Weakness

Condition

The School Corporation had not established an effective internal control system related to the grant agreement and Eligibility, Period of Availability of Federal Funds, Suspension and Debarment, and Special Tests and Provisions - Comparability compliance requirements.

Context

Eligibility

Eligibility determination sheets were completed for each grade level in each of the nonpublic schools that the School Corporation served; however, there was no tangible evidence on any of the eligibility determination sheets that they had been reviewed and approved by the School Corporation's Grant Administrator.

Period of Availability of Federal Funds

Two of the twenty-five adjusting journal entries had an obligation before the grant period of availability began. The two adjusting journal entries included amounts for Title I employee salary and benefits. The immaterial obligation for the pay period started June 15, 2014, with a payment date in July of 2014, and was originally charged to the fiscal year 2014 Title I grant. Adjusting journal entries were made to transfer the employees pay to the fiscal year 2015 Title I grant for which the period did not begin till July 1, 2014. The adjusting journal entries were reviewed and approved by the School Corporation's management; however, it did not prevent the errors from occurring.

METROPOLITAN SCHOOL DISTRICT OF WARREN TOWNSHIP
SCHEDULE OF FINDINGS AND QUESTIONED COSTS
(Continued)

Suspension and Debarment

The School Corporation had not established proper controls to ensure compliance with the Suspension and Debarment compliance requirements. The lack of controls was a systemic issue during the audit period.

Special Tests and Provisions - Comparability

Management stated that the Comparability Reports were reviewed for accuracy by a member of management other the preparer of the report; however, there was no tangible evidence of the review for our audit period.

Criteria

OMB Circular A-133, Subpart C, section .300 states in part:

"The auditee shall: . . . (b) Maintain internal control over Federal programs that provides reasonable assurance that the auditee is managing Federal awards in compliance with laws, regulations, and the provisions of contracts or grant agreements that could have a material effect on each of its Federal programs. . . ."

Cause

Management had not developed a system of internal controls that would have prevented, or detected and corrected, potential material noncompliance.

Effect

The failure to establish an effective internal control system placed the School Corporation at risk of noncompliance with the grant agreement and the compliance requirements.

Questioned Costs

There were no questioned costs identified.

Recommendation

We recommended that the School Corporation's management establish controls related to the grant agreement and the Eligibility, Period of Availability of Federal Funds, Suspension and Debarment, and Special Tests and Provisions - Comparability compliance requirements.

Views of Responsible Officials

For the views of responsible officials, refer to the Corrective Action Plan that is part of this report.

METROPOLITAN SCHOOL DISTRICT OF WARREN TOWNSHIP
SCHEDULE OF FINDINGS AND QUESTIONED COSTS
(Continued)

Auditor's Response

The officials of the School Corporation did not agree with the finding over Period of Availability of Federal Funds. Two adjusting journal entries included payroll that was obligated before the grant period began. Personal services of an employee are obligated when the services are performed; therefore, since the services started in June 2014 and the grant period did not open until July 2014, the items were not within the Period of Availability. As a result, the controls over this compliance requirement were not effective.

FINDING 2015-004

Subject: Title I Grants to Local Educational Agencies - Special Tests and Provisions - Highly Qualified Teachers and Paraprofessionals

Federal Agency: Department of Education

Federal Program: Title I Grants to Local Educational Agencies

CFDA Number: 84.010

Federal Award Numbers and Years (or Other Identifying Number): 13-5360, 14-5360, Title I Distinguished School -, FY14 SIG ST, FY14 SIG PR

Pass-Through Entity: Indiana Department of Education

Compliance Requirement: Special Tests and Provisions - Highly Qualified Teachers and Paraprofessionals

Audit Findings: Material Weakness, Modified Opinion

Condition

Management of the School Corporation had not established an effective internal control system related to the grant agreement and the requirement for the Special Tests and Provisions - Highly Qualified Teachers and Paraprofessionals.

Context

The School Corporation's control for verifying that individuals were highly qualified teachers and paraprofessionals did not operate effectively. Employee personnel files did not contain the proper documentation supporting the employee as being a highly qualified teacher or paraprofessional; therefore, we could not verify the School Corporation's compliance with the requirement. These were systemic issues for the audit period.

Criteria

OMB Circular A-133, Subpart C, section .300 states in part:

"The auditee shall: . . . (b) Maintain internal control over Federal programs that provides reasonable assurance that the auditee is managing Federal awards in compliance with laws, regulations, and the provisions of contracts or grant agreements that could have a material effect on each of its Federal programs. . . ."

34 CFR 80.42 states in part:

"(a) *Applicability.*

- (1) This section applies to all financial and programmatic records, supporting documents, statistical records, and other records of grantees or subgrantees which are:

METROPOLITAN SCHOOL DISTRICT OF WARREN TOWNSHIP
SCHEDULE OF FINDINGS AND QUESTIONED COSTS
(Continued)

- (i) Required to be maintained by the terms of this part, program regulations or the grant agreement, or
 - (ii) Otherwise reasonably considered as pertinent to program regulations or the grant agreement. . . .
- (b) *Length of retention period.*
- (1) Except as otherwise provided, records must be retained for three years from the starting date specified in paragraph (c) of this section. . . .
- (c) *Starting date of retention period—*
- (1) *General.* When grant support is continued or renewed at annual or other intervals, the retention period for the records of each funding period starts on the day the grantee or subgrantee submits to the awarding agency its single or last expenditure report for that period. However, if grant support is continued or renewed quarterly, the retention period for each year's records starts on the day the grantee submits its expenditure report for the last quarter of the Federal fiscal year. In all other cases, the retention period starts on the day the grantee submits its final expenditure report. If an expenditure report has been waived, the retention period starts on the day the report would have been due. . . ."

Cause

Management of the School Corporation had not developed a system of internal controls or maintained records to support compliance over the Special Tests and Provisions - Highly Qualified Teachers and Paraprofessionals compliance requirement.

Effect

The failure to maintain records prevented the determination of the School Corporation's compliance with the compliance requirement.

Questioned Costs

There were no questioned costs identified.

Recommendation

We recommended that the School Corporation's management establish controls and maintain records related to the grant agreement and the Special Tests and Provisions - Highly Qualified Teachers and Paraprofessionals compliance requirement.

Views of Responsible Officials

For the views of responsible officials, refer to the Corrective Action Plan that is part of this report.

METROPOLITAN SCHOOL DISTRICT OF WARREN TOWNSHIP
SCHEDULE OF FINDINGS AND QUESTIONED COSTS
(Continued)

FINDING 2015-005

Subject: Special Education Cluster (IDEA) - Allowable Costs/Cost Principles

Federal Agency: Department of Education

Federal Programs: Special Education_Grants to States, Special Education_Preschool Grants

CFDA Numbers: 84.027,84.173

Federal Award Numbers and Years (or Other Identifying Numbers): 14212-059-PN01, 14213-059-PN01,
14214-059-PN01, 14215-059-PN01,
99914-059-TA-01, 45713-059-PN01,
45714-059-PN01, 45715-059-PN01

Pass-Through Entity: Indiana Department of Education

Compliance Requirement: Allowable Costs/Cost Principles

Audit Findings: Material Weakness, Modified Opinion

Condition

Management of the School Corporation had not established an effective internal control system related to the grant agreement and the Allowable Costs/Cost Principles compliance requirement. Semi-Annual Certifications and Personnel Activity Reports were not retained and made available for audit by the School Corporation.

Context

The School Corporation did not retain Semi-Annual Certifications completed for employees working solely with Special Education programs. Management stated that Semi-Annual Certifications were completed for applicable employees; however, the proper documentation was not retained and was not available to be reviewed for the audit period.

In addition, the School Corporation did not retain periodic Personnel Activity Reports for employees who partially worked with Special Education programs. Management stated that periodic Personnel Activity Reports were completed for applicable employees; however, the proper documentation was not retained and was not available to be reviewed for the audit period.

Criteria

OMB Circular A-133, Subpart C, section .300 states in part:

"The auditee shall: . . . (b) Maintain internal control over Federal programs that provides reasonable assurance that the auditee is managing Federal awards in compliance with laws, regulations, and the provisions of contracts or grant agreements that could have a material effect on each of its Federal programs. . . ."

34 CFR 80.42 states in part:

"(a) *Applicability.*

(1) This section applies to all financial and programmatic records, supporting documents, statistical records, and other records of grantees or subgrantees which are:

(i) Required to be maintained by the terms of this part, program regulations or the grant agreement, or

METROPOLITAN SCHOOL DISTRICT OF WARREN TOWNSHIP
SCHEDULE OF FINDINGS AND QUESTIONED COSTS
(Continued)

(ii) Otherwise reasonably considered as pertinent to program regulations or the grant agreement. . . .

(b) *Length of retention period.*

(1) Except as otherwise provided, records must be retained for three years from the starting date specified in paragraph (c) of this section. . . .

(c) *Starting date of retention period—*

(1) *General.* When grant support is continued or renewed at annual or other intervals, the retention period for the records of each funding period starts on the day the grantee or subgrantee submits to the awarding agency its single or last expenditure report for that period. However, if grant support is continued or renewed quarterly, the retention period for each year's records starts on the day the grantee submits its expenditure report for the last quarter of the Federal fiscal year. In all other cases, the retention period starts on the day the grantee submits its final expenditure report. If an expenditure report has been waived, the retention period starts on the day the report would have been due. . . ."

Cause

Management of the School Corporation had not developed a system of internal controls that would have ensured that documentation was retained and made available for audit relating to the Allowable Costs/Cost Principles compliance requirement.

Effect

The failure to retain or provide appropriate supporting documentation prevented the determination of the School Corporation's compliance with the Procurement and Suspension and Debarment compliance requirement.

Questioned Costs

There were no questioned costs identified.

Recommendation

We recommended that the School Corporation's management establish controls and ensure that documentation was retained and made available for audit relating to the Allowable Costs/Cost Principles compliance requirement.

Views of Responsible Officials

For the views of responsible officials, refer to the Corrective Action Plan that is part of this report.

METROPOLITAN SCHOOL DISTRICT OF WARREN TOWNSHIP
SCHEDULE OF FINDINGS AND QUESTIONED COSTS
(Continued)

FINDING 2015-006

Subject: Special Education Cluster (IDEA) - Level of Effort

Federal Agency: Department of Education

Federal Programs: Special Education_Grants to States, Special Education_Preschool Grants

CFDA Numbers: 84.027, 84.173

Federal Award Numbers and Years (or Other Identifying Numbers): 14212-059-PN01, 14213-059-PN01,
14214-059-PN01, 14215-059-PN01,
99914-059-TA-01, 45713-059-PN01,
45714-059-PN01, 45715-059-PN01

Pass-Through Entity: Indiana Department of Education

Compliance Requirement: Level of Effort

Audit Findings: Material Weakness, Other Matters

Condition

Management of the School Corporation had not established an effective internal control system related to the grant agreement and the Level of Effort compliance requirement. There were no controls in place to ensure that accurate supporting data for the maintenance of effort (MOE) calculations were maintained by the School Corporation.

Context

The MOE calculations documented on the grant applications for the audit period did not agree to the supporting documentation provided by the School Corporation. There was evidence of a review and approval process, but the control failed to ensure that the supporting documentation maintained by the School Corporation was accurate.

Criteria

OMB Circular A-133, Subpart C, section .300 states in part:

"The auditee shall: . . . (b) Maintain internal control over Federal programs that provides reasonable assurance that the auditee is managing Federal awards in compliance with laws, regulations, and the provisions of contracts or grant agreements that could have a material effect on each of its Federal programs. . . ."

34 CFR 80.20(b) states in part:

"The financial management systems of other grantees and subgrantees must meet the following standards: . . .

- (2) *Accounting records.* Grantees and subgrantees must maintain records which adequately identify the source and application of funds provided for financially-assisted activities. These records must contain information pertaining to grant or subgrant awards and authorizations, obligations, unobligated balances, assets, liabilities, outlays or expenditures, and income. . . ."

Cause

Management of the School Corporation had not developed a system of internal controls over the Level of Effort compliance requirement.

METROPOLITAN SCHOOL DISTRICT OF WARREN TOWNSHIP
SCHEDULE OF FINDINGS AND QUESTIONED COSTS
(Continued)

Effect

The failure to establish an effective internal control system enabled noncompliance to go undetected. Noncompliance of the grant agreement or the compliance requirement could have resulted in the loss of the federal funds to the School Corporation.

Questioned Costs

There were no questioned costs identified.

Recommendation

We recommended that the School Corporation's management establish controls related to the grant agreement and the Level of Effort compliance requirement.

Views of Responsible Officials

For the views of responsible officials, refer to the Corrective Action Plan that is part of this report.

Auditor's Response

The officials of the School Corporation did not agree with the finding. We inquired with the School Corporation's management about what documentation they would be able to provide to support the state and local expenditures reported on the MOE application. They provided reports that did not agree with the state and local expenditures reported on the MOE application.

FINDING 2015-007

Subject: Race to the Top - District Grants - Procurement and Suspension and Debarment
Federal Agency: Department of Education
Federal Program: Race to the Top - District Grants
CFDA Number: 84.416
Federal Award Number and Year (or Other Identifying Number): B416A130156
Pass-Through Entity: Indiana Department of Education
Compliance Requirement: Procurement and Suspension and Debarment
Audit Findings: Material Weakness, Modified Opinion

Condition

Management of the School Corporation had not established an effective internal control system related to the grant agreement and the Procurement and Suspension and Debarment compliance requirement. The School Corporation did not have procedures in place to ensure the State's procurement policy was followed, or to verify that vendors were not suspended or debarred from participating in federal programs.

Context

The internal control system in place for procurement was not operating effectively. There was a lack of complete quote/bid documentation being retained by the School Corporation to support vendors that entered into covered transactions. The School Corporation provided supporting evidence that quote/bid procedures were being performed; however, they were not able to provide complete quote/bid packets documenting that an appropriate cost or price analysis was performed and used for selecting vendors.

METROPOLITAN SCHOOL DISTRICT OF WARREN TOWNSHIP
SCHEDULE OF FINDINGS AND QUESTIONED COSTS
(Continued)

Suspension and debarment compliance testing could not be performed due to a lack of tangible documentation being retained by the School Corporation of their verification process.

Criteria

OMB Circular A-133, Subpart C, section .300 states in part:

"The auditee shall: . . . (b) Maintain internal control over Federal programs that provides reasonable assurance that the auditee is managing Federal awards in compliance with laws, regulations, and the provisions of contracts or grant agreements that could have a material effect on each of its Federal programs. . . ."

34 CFR 80.42 states in part:

"(a) *Applicability.*

(1) This section applies to all financial and programmatic records, supporting documents, statistical records, and other records of grantees or subgrantees which are:

(i) Required to be maintained by the terms of this part, program regulations or the grant agreement, or

(ii) Otherwise reasonably considered as pertinent to program regulations or the grant agreement. . . .

(b) *Length of retention period.*

(1) Except as otherwise provided, records must be retained for three years from the starting date specified in paragraph (c) of this section. . . .

(c) *Starting date of retention period—*

(1) *General.* When grant support is continued or renewed at annual or other intervals, the retention period for the records of each funding period starts on the day the grantee or subgrantee submits to the awarding agency its single or last expenditure report for that period. However, if grant support is continued or renewed quarterly, the retention period for each year's records starts on the day the grantee submits its expenditure report for the last quarter of the Federal fiscal year. In all other cases, the retention period starts on the day the grantee submits its final expenditure report. If an expenditure report has been waived, the retention period starts on the day the report would have been due. . . ."

Cause

Management of the School Corporation had not developed a system of internal controls that would have ensured that documentation was maintained and made available for audit relating to the Procurement and Suspension and Debarment compliance requirement.

Effect

The failure to maintain or provide appropriate supporting documentation prevented the determination of the School Corporation's compliance with the Procurement and Suspension and Debarment compliance requirement.

METROPOLITAN SCHOOL DISTRICT OF WARREN TOWNSHIP
SCHEDULE OF FINDINGS AND QUESTIONED COSTS
(Continued)

Questioned Costs

There were no questioned costs identified.

Recommendation

We recommended that the School Corporation's management establish controls and ensure that documentation was maintained and made available for audit relating to the Procurement and Suspension and Debarment compliance requirement.

Views of Responsible Officials

For the views of responsible officials, refer to the Corrective Action Plan that is part of this report.

AUDITEE-PREPARED DOCUMENT

The subsequent document was provided by management of the School Corporation. The document is presented as intended by the School Corporation.



METROPOLITAN SCHOOL DISTRICT OF WARREN TOWNSHIP

CORRECTIVE ACTION PLAN

FINDING 2015-001 Internal Controls over Financial Transactions and Reporting

Contact Person Responsible for Corrective Action: David Holt, Treasurer
Contact Phone Number: 317-869-4300

Views of Responsible Official:

The School District concurs with the finding that unreconciled immaterial differences existed during the audit period. The differences were immaterial and due to timing issues within Payroll adjustments or other accounting adjustments identified after the reconciliation had been completed.

Description of Corrective Action Plan:

The School District will continue to look at the timing of processing correcting entries to attempt to have all identified corrections completed within 30 days. The School District will also work with their current financial software provider to make sure all current processes and procedures are working effectively and efficiently within the parameters of the software updates.

FINDING 2015-002 Preparation of the Schedule of Expenditures of Federal Awards

Contact Person Responsible for Corrective Action: David Holt, Treasurer
Contact Phone Number: 317-869-4300

Views of Responsible Official:

The School District concurs that the SEFA for 2014 did not include CFDA numbers for the Special Education Cluster, Title I - Part A, and the Medical Assistance Program. The School District also concurs that the original amounts reported for the Child Nutrition programs were under reported due to only including eleven months of revenue versus the entire year. The School District does not agree that the Title I, Part A Cluster, for FY14 was overstated by \$51,875. The School District included revenues transferred from other local school districts for Non-Public students attending MSD Warren Township. The transferred revenues were included into the amended allocation from the Department of Education.

Description of Corrective Action Plan:

The School District will ensure that the Grant Administrator along with the Treasurer and Deputy Treasurer will correctly prepare the annual Schedule of Expenditures of Federal Awards.

FINDING 2015-003 Title I Grants to Local Education Agencies - Eligibility, Period of Availability, Suspension and Debarment, and Special Tests and Provisions - Comparability

Contact Person Responsible for Corrective Action: David Holt, Treasurer
Contact Phone Number: 317-869-4300

Views of Responsible Official:

The School District concurs that verification was not documented for student eligibility and comparability. The Grant Administrator and Program Administrator for Title I reviewed the information for accuracy before it was submitted to the DOE. The School District does not agree that the Period of Availability finding was accurate. The correction identified was completed to adjust for the pay of a District Administrator whose contract ran from July 1 - June 30. The School District concurs that verification of Suspension and Debarment was performed but not documented.

Description of Corrective Action Plan:

Proper documentation for student eligibility, comparability and Suspension and Debarment will be created and maintained.

FINDING 2015-004 Title I Grants to Local Agencies - Special Test and Provisions - Highly Qualified Teachers and Paraprofessionals

Contact Person Responsible for Corrective Action: David Holt, Treasurer
Contact Phone Number: 317-869-4300

Views of Responsible Official:

The School District concurs that proper documentation was not available to verify the test for Highly Qualified Teachers and Paraprofessionals.

Description of Corrective Action Plan:

The School District will ensure that the Human Resource department maintains all necessary documentation in the personnel files.

FINDING 2015-005 Special Education Cluster (IDEA) - Allowable Costs/Cost Principles

Contact Person Responsible for Corrective Action: David Holt, Treasurer
Contact Phone Number: 317-869-4300

Views of Responsible Official:

The School District concurs with the finding.

Description of Corrective Action Plan:

The School District implemented new procedures after the audit period to ensure proper documentation is kept for Allowable costs.

FINDING 2015-006 Special Education Cluster (IDEA) - Level of Effort

Contact Person Responsible for Corrective Action: David Holt, Treasurer
Contact Phone Number: 317-869-4300

Views of Responsible Official:

The School Corporation was not asked to present all necessary documentation needed to verify the MOE calculation. The School Corporation provided expenditure reports that substantiated MOE.

Description of Corrective Action Plan:

FINDING 2015-007 Race to the Top - Procurement and Suspension and Debarment

Contact Person Responsible for Corrective Action: David Holt, Treasurer
Contact Phone Number: 317-869-4300

Views of Responsible Official:

The School District concurs that proper documentation for all bids received could not be located for one transaction due to a corrupt database where the documents were being stored. The School District concurs that verification of Suspension and Debarment was performed but not documented.

Description of Corrective Action Plan:

The School District will ensure that all documentation will not only be available electronically but also in paper format. The Board of Education did approve the transaction noted and were properly advised by the Director of Technology as to the specifics of the bid information received. Proper documentation for Suspension and Debarment will be created and maintained.

Anticipated Completion Date: September 25, 2017

David Holt
(Signature)

Chief Financial Officer
(Title)

9/25/17
(Date)

OTHER REPORTS

In addition to this report, other reports may have been issued for the School Corporation. All reports can be found on the Indiana State Board of Accounts' website: <http://www.in.gov/sboa/>.