

STATE BOARD OF ACCOUNTS
302 West Washington Street
Room E418
INDIANAPOLIS, INDIANA 46204-2769

FINANCIAL STATEMENT AND FEDERAL
SINGLE AUDIT REPORT
OF

ELKHART COMMUNITY SCHOOLS
ELKHART COUNTY, INDIANA

July 1, 2013 to June 30, 2015



FILED
07/13/2017

TABLE OF CONTENTS

<u>Description</u>	<u>Page</u>
Schedule of Officials	2
Independent Auditor's Report	3-5
Independent Auditor's Report on Internal Control over Financial Reporting and on Compliance and Other Matters Based on an Audit of the Financial Statement Performed in Accordance with <i>Government Auditing Standards</i>	6-7
Financial Statement and Accompanying Notes:	
Statement of Receipts, Disbursements, Other Financing Sources (Uses), and Cash and Investment Balances - Regulatory Basis.....	10-11
Notes to Financial Statement	12-17
Other Information - Unaudited:	
Combining Schedules of Receipts, Disbursements, Other Financing Sources (Uses), and Cash and Investment Balances - Regulatory Basis.....	20-47
Schedule of Leases and Debt	49
Supplemental Audit of Federal Awards:	
Independent Auditor's Report on Compliance for Each Major Federal Program and on Internal Control over Compliance	52-53
Schedule of Expenditures of Federal Awards and Accompanying Notes:	
Schedule of Expenditures of Federal Awards.....	56-57
Notes to Schedule of Expenditures of Federal Awards	58
Schedule of Findings and Questioned Costs	59-67
Auditee-Prepared Documents:	
Summary Schedule of Prior Audit Findings.....	70-74
Corrective Action Plan	75-78
Other Reports.....	79

SCHEDULE OF OFFICIALS

<u>Office</u>	<u>Official</u>	<u>Term</u>
Treasurer	Douglas A. Hasler Kevin Scott	07-01-13 to 11-23-16 11-24-16 to 06-30-17
Superintendent of Schools	Robert E. Haworth	07-01-13 to 06-30-17
President of the School Board	Jeri E. Stahr Dorisanne Nelsen Carolyn Morris Glen Duncan Susan C. Diaber	01-01-13 to 12-31-13 01-01-14 to 12-31-14 01-01-15 to 12-31-15 01-01-16 to 12-31-16 01-01-17 to 12-31-17



STATE OF INDIANA
AN EQUAL OPPORTUNITY EMPLOYER

STATE BOARD OF ACCOUNTS
302 WEST WASHINGTON STREET
ROOM E418
INDIANAPOLIS, INDIANA 46204-2769

Telephone: (317) 232-2513
Fax: (317) 232-4711
Web Site: www.in.gov/sboa

INDEPENDENT AUDITOR'S REPORT

TO: THE OFFICIALS OF THE ELKHART COMMUNITY SCHOOLS, ELKHART COUNTY, INDIANA

Report on the Financial Statement

We have audited the accompanying financial statement of the Elkhart Community Schools (School Corporation), which comprises the financial position and results of operations for the period of July 1, 2013 to June 30, 2015, and the related notes to the financial statement as listed in the Table of Contents.

Management's Responsibility for the Financial Statement

Management is responsible for the preparation and fair presentation of this financial statement in accordance with the financial reporting provisions of the Indiana State Board of Accounts as allowed by state statute (IC 5-11-1-6). Management is responsible for and has determined that the regulatory basis of accounting, as established by the Indiana State Board of Accounts, is an acceptable basis of presentation. Management is also responsible for the design, implementation, and maintenance of internal control relevant to the preparation and fair presentation of a financial statement that is free from material misstatement, whether due to fraud or error.

Auditor's Responsibility

Our responsibility is to express an opinion on this financial statement based on our audit. We conducted our audit in accordance with auditing standards generally accepted in the United States of America and the standards applicable to financial audits contained in *Government Auditing Standards*, issued by the Comptroller General of the United States. Those standards require that we plan and perform the audit to obtain reasonable assurance about whether the financial statement is free from material misstatement.

An audit involves performing procedures to obtain audit evidence about the amounts and disclosures in the financial statement. The procedures selected depend on the auditor's judgment, including the assessment of the risks of material misstatement of the financial statement, whether due to fraud or error. In making those risk assessments, the auditor considers internal control relevant to the School Corporation's preparation and fair presentation of the financial statement in order to design audit procedures that are appropriate in the circumstances, but not for the purpose of expressing an opinion on the effectiveness of the School Corporation's internal control. Accordingly, we express no such opinion. An audit also includes evaluating the appropriateness of accounting policies used and the reasonableness of significant accounting estimates made by management, as well as evaluating the overall presentation of the financial statement.

We believe that the audit evidence we have obtained is sufficient and appropriate to provide a basis for our audit opinion.

INDEPENDENT AUDITOR'S REPORT
(Continued)

Basis for Adverse Opinion on U.S. Generally Accepted Accounting Principles

As discussed in Note 1 to the financial statement, the School Corporation prepares its financial statement on the prescribed basis of accounting that demonstrates compliance with the reporting requirements established by the Indiana State Board of Accounts as allowed by state statute (IC 5-11-1-6), which is a basis of accounting other than accounting principles generally accepted in the United States of America.

The effects on the financial statement of the variances between the regulatory basis of accounting described in Note 1 and accounting principles generally accepted in the United States of America, although not reasonably determinable, are presumed to be material.

Adverse Opinion on U.S. Generally Accepted Accounting Principles

In our opinion, because of the significance of the matter discussed in the *Basis for Adverse Opinion on U.S. Generally Accepted Accounting Principles* paragraph, the financial statement referred to above does not present fairly, in accordance with accounting principles generally accepted in the United States of America, the financial position and results of operations of the School Corporation for the period of July 1, 2013 to June 30, 2015.

Opinion on Regulatory Basis of Accounting

In our opinion, the financial statement referred to above presents fairly, in all material respects, the financial position and results of operations of the School Corporation for the period of July 1, 2013 to June 30, 2015, in accordance with the financial reporting provisions of the Indiana State Board of Accounts described in Note 1.

Other Matters

Supplementary Information

Our audit was conducted for the purpose of forming an opinion on the School Corporation's financial statement. The accompanying Schedule of Expenditures of Federal Awards is presented for purposes of additional analysis as required by the *U.S. Office of Management and Budget Circular A-133, Audits of States, Local Governments, and Non-Profit Organizations*, and is not a required part of the financial statement. Such information is the responsibility of management and was derived from and relates directly to the underlying accounting and other records used to prepare the financial statement. The information has been subjected to the auditing procedures applied in the audit of the financial statement and certain additional procedures, including comparing and reconciling such information directly to the underlying accounting and other records used to prepare the financial statement or to the financial statement itself, and other additional procedures in accordance with auditing standards generally accepted in the United States of America. In our opinion, the Schedule of Expenditures of Federal Awards is fairly stated, in all material respects, in relation to the financial statement taken as a whole.


Other Information

Our audit was conducted for the purpose of forming an opinion on the School Corporation's financial statement. The Combining Schedules of Receipts, Disbursements, Other Financing Sources (Uses), and Cash and Investment Balances - Regulatory Basis and Schedule of Leases and Debt, as listed in the Table of Contents, are presented for additional analysis and are not required parts of the financial statement. They have not been subjected to the auditing procedures applied by us in the audit of the financial statement and, accordingly, we express no opinion on them.

INDEPENDENT AUDITOR'S REPORT
(Continued)

Other Reporting Required by *Government Auditing Standards*

In accordance with *Government Auditing Standards*, we have also issued a report dated May 15, 2017, on our consideration of the School Corporation's internal control over financial reporting and our tests of its compliance with certain provisions of laws, regulations, contracts, grant agreements, and other matters. The purpose of that report is to describe the scope of our testing of internal control over financial reporting and compliance and the results of that testing and not to provide an opinion on the internal control over financial reporting or on compliance. That report is an integral part of an audit performed in accordance with *Government Auditing Standards* in considering the School Corporation's internal control over financial reporting and compliance.


Paul D. Joyce, CPA
State Examiner

May 15, 2017



STATE OF INDIANA
AN EQUAL OPPORTUNITY EMPLOYER

STATE BOARD OF ACCOUNTS
302 WEST WASHINGTON STREET
ROOM E418
INDIANAPOLIS, INDIANA 46204-2769

Telephone: (317) 232-2513
Fax: (317) 232-4711
Web Site: www.in.gov/sboa

INDEPENDENT AUDITOR'S REPORT ON INTERNAL CONTROL OVER FINANCIAL REPORTING
AND ON COMPLIANCE AND OTHER MATTERS BASED ON AN AUDIT OF THE FINANCIAL
STATEMENT PERFORMED IN ACCORDANCE WITH *GOVERNMENT AUDITING STANDARDS*

TO: THE OFFICIALS OF THE ELKHART COMMUNITY SCHOOLS, ELKHART COUNTY, INDIANA

We have audited, in accordance with auditing standards generally accepted in the United States of America and the standards applicable to financial audits contained in *Government Auditing Standards*, issued by the Comptroller General of the United States, the financial statement of the Elkhart Community Schools (School Corporation), which comprises the financial position and results of operations for the period of July 1, 2013 to June 30, 2015, and the related notes to the financial statement, and have issued our report thereon dated May 15, 2017, wherein we noted the School Corporation followed accounting practices the Indiana State Board of Accounts prescribes rather than accounting principles generally accepted in the United States of America.

Internal Control over Financial Reporting

In planning and performing our audit of the financial statement, we considered the School Corporation's internal control over financial reporting (internal control) to determine the audit procedures that are appropriate in the circumstances for the purpose of expressing our opinion on the financial statement, but not for the purpose of expressing an opinion on the effectiveness of the School Corporation's internal control. Accordingly, we do not express an opinion on the effectiveness of the School Corporation's internal control.

Our consideration of the internal control was for the limited purpose described in the preceding paragraph and was not designed to identify all deficiencies in internal control that might be material weaknesses or significant deficiencies and, therefore, material weaknesses or significant deficiencies may exist that were not identified. However, as described in the accompanying Schedule of Findings and Questioned Costs, we identified certain deficiencies in internal control over financial reporting that we consider to be material weaknesses.

A deficiency in internal control exists when the design or operation of a control does not allow management or employees, in the normal course of performing their assigned functions, to prevent, or detect and correct, misstatements on a timely basis. A material weakness is a deficiency, or a combination of deficiencies, in internal control, such that there is a reasonable possibility that a material misstatement of the School Corporation's financial statement will not be prevented, or detected and corrected, on a timely basis. We consider the deficiencies described in the accompanying Schedule of Findings and Questioned Costs as items 2015-001 and 2015-002 to be material weaknesses.

INDEPENDENT AUDITOR'S REPORT ON INTERNAL CONTROL OVER FINANCIAL REPORTING
AND ON COMPLIANCE AND OTHER MATTERS BASED ON AN AUDIT OF THE FINANCIAL
STATEMENT PERFORMED IN ACCORDANCE WITH *GOVERNMENT AUDITING STANDARDS*
(Continued)

Compliance and Other Matters


As part of obtaining reasonable assurance about whether the School Corporation's financial statement is free from material misstatement, we performed tests of its compliance with certain provisions of laws, regulations, contracts, and grant agreements, noncompliance with which could have a direct and material effect on the determination of financial statement amounts. However, providing an opinion on compliance with those provisions was not an objective of our audit and, accordingly, we do not express such an opinion. The results of our tests disclosed instances of noncompliance or other matters that are required to be reported under *Government Auditing Standards* and which are described in the accompanying Schedule of Findings and Questioned Costs as item 2015-002.

Elkhart Community Schools' Response to Findings

The School Corporation's response to the findings identified in our audit is described in the accompanying Corrective Action Plan. The School Corporation's response was not subjected to the auditing procedures applied in the audit of the financial statement and, accordingly, we express no opinion on it.

Purpose of This Report

The purpose of this report is solely to describe the scope of our testing of internal control and compliance and the results of that testing, and not to provide an opinion on the effectiveness of the School Corporation's internal control or on compliance. This report is an integral part of an audit performed in accordance with *Government Auditing Standards* in considering the School Corporation's internal control and compliance. Accordingly, this communication is not suitable for any other purpose.


Paul D. Joyce, CPA
State Examiner

May 15, 2017

(This page intentionally left blank.)

FINANCIAL STATEMENT AND ACCOMPANYING NOTES

The financial statement and accompanying notes were approved by management of the School Corporation. The financial statement and notes are presented as intended by the School Corporation.

ELKHART COMMUNITY SCHOOLS
STATEMENT OF RECEIPTS, DISBURSEMENTS, OTHER FINANCING SOURCES (USES), AND CASH AND INVESTMENT BALANCES -
REGULATORY BASIS
For the Years Ended June 30, 2014 and 2015

Fund	Cash and Investments 07-01-13	Receipts	Disbursements	Other Financing Sources (Uses)	Cash and Investments 06-30-14	Receipts	Disbursements	Other Financing Sources (Uses)	Cash and Investments 06-30-15
General	\$ (4,019,701)	\$ 88,206,729	\$ 87,728,965	\$ 9,003	\$ (3,532,934)	\$ 90,741,415	\$ 90,037,810	\$ 7,342	\$ (2,821,987)
Referendum Tax Levy	-	-	-	-	-	2,236,801	815,028	-	1,421,773
Debt Service	3,821,829	12,397,241	17,542,233	-	(1,323,163)	24,568,079	23,210,280	-	34,636
Retirement/Severance Bond Debt Service	653,252	2,740,216	3,737,404	-	(343,936)	3,266,050	1,845,518	-	1,076,596
Capital Projects	2,309,567	12,013,503	12,077,448	-	2,245,622	22,391,282	18,696,596	48,950	5,989,258
School Transportation	1,447,090	7,131,119	9,586,990	7,185	(1,001,596)	10,772,610	9,590,405	8,491	189,100
School Bus Replacement	150,000	849,347	425,000	-	574,347	1,559,025	1,112,843	-	1,020,529
Rainy Day	9,477,093	-	-	-	9,477,093	-	-	-	9,477,093
Retirement/Severance Bond	4,676,935	-	891,333	-	3,785,602	8,370	1,553,802	-	2,240,170
Post-Retirement/Severance Future Benefits	2,350,000	-	-	-	2,350,000	-	-	-	2,350,000
Construction	2,668,623	94,381	2,363,698	-	399,306	-	197,690	-	201,616
Construction 2014	-	-	1,080	-	(1,080)	-	9,405,948	18,623,525	9,216,497
School Lunch	766,055	8,023,510	8,427,414	-	362,151	8,399,076	8,740,609	-	20,618
Textbook Rental	1,252,692	1,074,561	577,049	-	1,750,204	954,026	574,404	-	2,129,826
Self-Insurance	3,804,329	15,475,430	16,820,194	-	2,459,565	15,751,888	15,727,356	-	2,484,097
Levy Excess	-	-	-	-	-	5,468	-	-	5,468
Joint Services and Supply - Area Vocational School	854,515	4,875,285	4,729,094	-	1,000,706	4,149,547	4,961,783	-	188,470
Joint Services and Supply - Other	(4,394)	-	-	-	(4,394)	-	-	-	(4,394)
Educational License Plates	2,006	881	2,513	-	374	975	-	-	1,349
Alternative Education	-	37,304	37,304	-	-	55,000	-	-	55,000
SAFE School Haven	-	-	-	-	-	16,544	20,265	-	(3,721)
Early Intervention Grant	-	1,000	327	-	673	3,750	4,031	-	392
School Intervention and Career Counseling	48,407	68,658	50,064	-	67,001	-	53,481	-	13,520
Memorial - ECCF Grant 2014	-	-	-	-	-	2,585	2,585	-	-
United Way Discretionary Grant 13-14	-	3,500	3,500	-	-	129	129	-	-
COACH	16,592	7,375	4,495	-	19,472	12,950	17,578	-	14,844
ECS 21st Century Supplemental	204,160	2,528	105,588	-	101,100	1,560	9,224	-	93,436
Instruction Support	105,404	72,409	29,623	-	148,190	48,671	39,716	(950)	156,195
Kiwanis - PEP Program (STEM)	-	-	-	-	-	1,400	624	-	776
United Way Reading Camps 2010	48,000	-	45,171	-	2,829	-	2,829	-	-
Early/After School Child Care	66,715	282,359	302,606	-	46,468	313,151	258,497	-	101,122
United Way Grants 13-14	-	6,000	4,546	-	1,454	-	1,113	(200)	141
United Way Grants 14-15	-	-	-	-	-	1,000	1,200	200	-
Dollars General Literacy 12-13	502	-	502	-	-	-	-	-	-
United Way Reading Camps 12-13	847	-	847	-	-	-	-	-	-
IN Coalition Impr Adolescent	2,354	54,275	53,740	-	2,889	56,584	59,161	-	312
First Robotics Competition	-	-	-	-	-	3,400	3,400	-	-
United Way - EACC Career Camp 2015	-	-	-	-	-	15,000	-	-	15,000
United Way Reading Boost Gr 12	144	-	144	-	-	-	-	-	-
United Way Minds in Motion 2012	473	-	473	-	-	-	-	-	-
United Way Move2Stand 13-14	-	10,000	9,673	-	327	-	327	-	-
United Way Move2Stand 14-15	-	-	-	-	-	12,345	10,076	-	2,269
United Way Move2Stand 15-16	-	-	-	-	-	15,000	-	-	15,000
Elk. Cy. Comm. Corrections 14-15	-	-	-	-	-	60,342	38,665	-	21,677
Elk. Cy. Comm. Corrections 13-14	-	60,342	60,190	-	152	-	152	-	-
Target Field Trip Grant for 7/1/11 thru 6/30/13	234	-	234	-	-	-	-	-	-
Elk. Cy. Comm. Corrections 12-13	3,245	-	3,245	-	-	-	-	-	-
IN Youth Institute 2012	-	249	249	-	-	-	-	-	-
IN Youth Institute Prof Dev 13	35	533	568	-	-	-	-	-	-
Indiana Youth Institute 14-15	-	-	-	-	-	1,964	1,806	-	158
Target Field Trip Grant 2015	-	-	-	-	-	700	700	-	-
Headstart Supply	-	4,200	1,524	-	2,676	-	1,299	-	1,377
Teachers Credit Union Grant 12-13	832	-	832	-	-	-	-	-	-
Lowes Grant 12-13	-	5,093	5,093	-	-	-	-	-	-
TCU Grant 13-14	-	1,711	1,309	-	402	-	271	-	131
WVPE	137	1,380,048	1,239,260	-	140,925	1,358,350	1,345,837	-	153,438
Miscellaneous Programs	6,810	40,053	29,258	-	17,605	35,448	39,161	200	14,092
US History Field Trip	14,259	10,190	24,452	-	(3)	800	-	-	797

The notes to the financial statement are an integral part of this statement.

ELKHART COMMUNITY SCHOOLS
STATEMENT OF RECEIPTS, DISBURSEMENTS, OTHER FINANCING SOURCES (USES), AND CASH AND INVESTMENT BALANCES -
REGULATORY BASIS
For the Years Ended June 30, 2014 and 2015
(Continued)

Fund	Cash and Investments 07-01-13	Receipts	Disbursements	Other Financing Sources (Uses)	Cash and Investments 06-30-14	Receipts	Disbursements	Other Financing Sources (Uses)	Cash and Investments 06-30-15
Marine Biology Field Trip	8,858	16,420	19,691	-	5,587	21,420	20,597	750	7,160
Education Technology	(841,271)	1,645,127	803,856	-	-	-	606	-	(606)
Medicaid Reimbursement	48,044	53,581	59,066	-	42,559	103,734	90,164	-	56,129
Secured Schools Safety Grant	-	-	-	-	-	50,000	100,000	-	(50,000)
High Ability Grant 12-13	1,974	-	1,974	-	-	-	-	-	-
High Ability Pr.03413-057-PN01	-	76,777	71,154	-	5,623	-	5,623	-	-
Cultural Arts	(5,207)	5,207	-	-	-	-	-	-	-
Safe Haven Grant 13-SH-2664	-	20,650	20,650	-	-	-	-	-	-
Non-English Speaking 51114-053	-	205,957	58,418	-	147,539	-	147,534	-	5
Non-English Speaking '14-'15	-	-	-	-	-	206,214	208,073	-	(1,859)
School Technology	938,609	233,320	291,520	-	880,409	132,503	242,590	-	770,322
21st Century Scholars	-	-	-	-	-	72,571	99,781	-	(27,210)
Miscellaneous Programs	-	-	-	-	-	79,688	78,025	-	1,663
Soc. Sv. - Tap	2,166	160,063	158,457	-	3,772	178,323	182,095	-	-
Title I 1003(a) Sch Impr 14-15	-	-	-	-	-	4,000	38,195	-	(34,195)
Title II-B	-	-	-	-	-	2,744,569	3,357,642	-	(613,073)
Title II, Part B-Math/Science	-	-	-	-	-	58,606	58,606	-	-
Title II, Pt B Math/Sc 12/13	(20,506)	20,506	13,517	-	(13,517)	122,245	108,728	-	-
Title I Pr. C 13-2305	(614,494)	1,595,802	981,308	-	-	-	-	-	-
Title I Pr. 14-2305	-	2,508,678	3,236,744	-	(728,066)	2,698,614	1,970,548	-	-
Workforce Dev-Nursing Asst 11-12	(34)	34	-	-	-	-	-	-	-
Ad Ed WorkOne 14-15	-	-	-	-	-	352,057	579,651	-	(227,594)
WDS As Ed-Innovation AEIN2-121	(22,253)	58,757	36,504	-	-	-	-	-	-
Ad Ed WorkOne 13-14	-	417,998	565,322	-	(147,324)	241,089	93,765	-	-
Ad. Ed. WorkOne 12-13	(64,903)	66,298	1,395	-	-	-	-	-	-
Tutorial Assistance Subgrant (Under Reading Excellence Act)	5,360	17,134	20,520	-	1,974	21,432	10,759	-	12,647
Ad. Ed. - EL Civics 12-13	(10,272)	10,295	23	-	-	-	-	-	-
Ad Ed-EI Civics 13-14	-	64,941	70,752	-	(5,811)	98,040	92,279	50	-
(IDEA, Part B) LEA Capacity Building (Sliver) Grants	(496,435)	565,083	68,648	-	-	2,673,146	3,127,244	-	(454,098)
PL108-446 IDEA, Part B 13-14	-	2,590,522	3,132,683	-	(542,161)	546,338	4,177	-	-
PL 108-446 Pr. 45712-015-PN01	(6,501)	26,386	19,885	-	-	-	-	-	-
PL 99-457 Preschool 12-13	(12,716)	29,990	17,333	-	(59)	17,162	17,103	-	-
PL99-457 Preschool 13-14	-	67,922	75,332	-	(7,410)	34,774	27,364	-	-
PL99-457 Preschool 14-15	-	-	-	-	-	65,558	81,782	-	(16,224)
Career Incentive	-	64,764	65,502	-	(738)	2,543	1,488	-	317
Ad. Basic Ed. 12-13	(10,970)	11,059	89	-	-	-	-	-	-
Adult Basic Ed 2014	-	-	3,657	-	(3,657)	3,657	-	-	-
Fed - Ad Basic Ed '14-'15	-	-	-	-	-	4,231	6,659	-	(2,428)
ECS Project Aware, 520 A-PHSA	-	-	-	-	-	30,302	30,302	-	-
Carl Perkins 13-4700-2305	(19,602)	158,693	139,091	-	-	-	-	-	-
Carl D Perkins 14-4700-2305	-	658,493	735,139	-	(76,646)	153,255	76,609	-	-
Carl D Perkins 15-4700-2305	-	-	-	-	-	540,794	602,648	-	(61,854)
Title VII Bilingual (Includes Lau Program)	(38,597)	121,063	82,466	-	-	66,168	66,168	-	-
Title III Eng.Prof. 13-14	-	247,409	274,678	-	(27,269)	91,106	63,837	-	-
Medicaid Reimbursement - Federal	220,985	360,081	277,494	-	303,572	291,975	243,501	-	352,046
Title III-English Lang 09-10	-	1,918	1,918	-	-	-	-	-	-
21st Century Learning Center	-	-	-	-	-	-	9,922	-	(9,922)
Other Federal Programs	(29,159)	255,886	290,808	-	(64,081)	164,048	167,612	-	(67,645)
Title II, Pt A, Impr Tch 12-13	(46,175)	136,396	90,222	-	(1)	356,472	427,491	-	(71,020)
Improving Teaching Quality, No Child Left, Title II, Part A	68	345,089	401,138	-	(55,981)	269,309	213,330	-	(2)
Title III - Language Instruction	-	-	-	-	-	169,890	196,554	-	(26,664)
Payroll	2,500,225	74,311,331	74,438,418	-	2,373,138	76,264,253	77,270,705	-	1,366,686
Petty Cash	-	1,000	1,000	-	-	1,000	1,000	-	-
Food Service Change	-	4,260	4,260	-	-	4,260	4,260	-	-
Totals	\$ 32,216,235	\$ 242,064,920	\$ 253,455,864	\$ 16,188	\$ 20,841,479	\$ 275,756,631	\$ 278,507,216	\$ 18,688,358	\$ 36,779,252

The notes to the financial statement are an integral part of this statement.

ELKHART COMMUNITY SCHOOLS
NOTES TO FINANCIAL STATEMENT

Note 1. Summary of Significant Accounting Policies

A. Reporting Entity

School Corporation, as used herein, shall include, but is not limited to, the following: school townships, school towns, school cities, consolidated school corporations, joint schools, metropolitan school districts, township school districts, county schools, united schools, school districts, cooperatives, educational service centers, community schools, community school corporations, and charter schools.

The School Corporation was established under the laws of the State of Indiana. The School Corporation operates under a Board of School Trustees form of government and provides educational services.

The accompanying financial statement presents the financial information for the School Corporation.

B. Basis of Accounting

The financial statement is reported on a regulatory basis of accounting prescribed by the Indiana State Board of Accounts in accordance with state statute (IC 5-11-1-6), which is a comprehensive basis of accounting other than accounting principles generally accepted in the United States of America. The basis of accounting involves the reporting of only cash and investments and the changes therein resulting from cash inflows (receipts) and cash outflows (disbursements) reported in the period in which they occurred.

The regulatory basis of accounting differs from accounting principles generally accepted in the United States of America, in that receipts are recognized when received in cash, rather than when earned, and disbursements are recognized when paid, rather than when a liability is incurred.

C. Cash and Investments

Investments are stated at cost. Any changes in fair value of the investments are reported as receipts in the year of the sale of the investment.

D. Receipts

Receipts are presented in the aggregate on the face of the financial statement. The aggregate receipts include the following sources:

Local sources. Amounts received from taxes, revenue from local governmental units other than school corporations, transfer tuition, transportation fees, investment income, food services, School Corporation activities, revenue from community service activities, and other revenue from local sources.

Intermediate sources. Amounts received as distributions from the County for fees collected for or on behalf of the School Corporation including, but not limited to, the following: educational license plate fees, congressional interest, riverboat distributions, and other similar fees.

ELKHART COMMUNITY SCHOOLS
NOTES TO FINANCIAL STATEMENT
(Continued)

State sources. Amounts received as distributions from the State of Indiana that are to be used by the School Corporation for various purposes, including, but not limited to, the following: unrestricted grants, restricted grants, revenue in lieu of taxes, and revenue for or on behalf of the School Corporation.

Federal sources. Amounts received as distributions from the federal government that are to be used by the School Corporation for various purposes, including, but not limited to, the following: unrestricted grants, restricted grants, revenue in lieu of taxes, and revenue for or on behalf of the School Corporation.

Interfund loans. Amounts temporarily transferred from one fund to a depleted fund for use in paying current operating expenses. Such advancement shall not be made for a period extending beyond the budget year.

Other receipts. Amounts received from various sources, including, but not limited to, the following: return of petty cash, return of cash change, insurance claims for losses, sale of securities, and other receipts not listed in another category above.

E. Disbursements

Disbursements are presented in the aggregate on the face of the financial statement. The aggregate disbursements include the following uses:

Instruction. Amounts disbursed for regular programs, special programs, adult and continuing education programs, summer school programs, enrichment programs, remediation, and payments to other governmental units.

Support services. Amounts disbursed for support services related to students, instruction, general administration, school administration, outflows for central services, operation and maintenance of plant services, and student transportation.

Noninstructional services. Amounts disbursed for food service operations and community service operations.

Facilities acquisition and construction. Amounts disbursed for the acquisition, development, construction, and improvement of new and existing facilities.

Debt services. Amounts disbursed for fixed obligations resulting from financial transactions previously entered into by the School Corporation, including: all expenditures for the reduction of the principal and interest of the School Corporation's general obligation indebtedness.

Nonprogrammed charges. Amounts disbursed for donations to foundations, securities purchased, indirect costs, scholarships, and self-insurance payments.

Interfund loans. Amounts temporarily transferred from one fund to a depleted fund for use in paying current operating expenses. Such advancement shall not be made for a period extending beyond the budget year.

ELKHART COMMUNITY SCHOOLS
NOTES TO FINANCIAL STATEMENT
(Continued)

F. Other Financing Sources and Uses

Other financing sources and uses are presented in the aggregate on the face of the financial statement. The aggregate other financing sources and uses include the following:

Proceeds of long-term debt. Amounts received in relation to the issuance of bonds or other long-term debt issues.

Sale of capital assets. Amounts received when land, buildings, or equipment owned by the School Corporation are sold.

Transfers in. Amounts received by one fund as a result of transferring money from another fund. The transfers are used for cash flow purposes as provided by various statutory provisions.

Transfers out. Amounts paid by one fund to another fund. The transfers are used for cash flow purposes as provided by various statutory provisions.

G. Fund Accounting

Separate funds are established, maintained, and reported by the School Corporation. Each fund is used to account for amounts received from and used for specific sources and uses as determined by various regulations. Restrictions on some funds are set by statute while other funds are internally restricted by the School Corporation. The amounts accounted for in a specific fund may only be available for use for certain, legally-restricted purposes. Additionally, some funds are used to account for assets held by the School Corporation in a trustee capacity as an agent of individuals, private organizations, other funds, or other governmental units and, therefore, the funds cannot be used for any expenditures of the unit itself.

Note 2. Budgets

The operating budget is initially prepared and approved at the local level. The fiscal officer of the School Corporation submits a proposed operating budget to the governing board for the following calendar year. The budget is advertised as required by law. Prior to adopting the budget, the governing board conducts public hearings and obtains taxpayer comments. Prior to November 1, the governing board approves the budget for the next year. The budget for funds for which property taxes are levied or highway use taxes are received is subject to final approval by the Indiana Department of Local Government Finance.

Note 3. Property Taxes

Property taxes levied are collected by the County Treasurer and are scheduled to be distributed to the School Corporation in June and December; however, situations can arise which would delay the distributions. State statute (IC 6-1.1-17-16) requires the Indiana Department of Local Government Finance to establish property tax rates and levies by February 15. These rates were based upon the preceding year's March 1 (lien date) assessed valuations adjusted for various

ELKHART COMMUNITY SCHOOLS
NOTES TO FINANCIAL STATEMENT
(Continued)

tax credits. Taxable property is assessed at 100 percent of the true tax value (determined in accordance with rules and regulations adopted by the Indiana Department of Local Government Finance). Taxes may be paid in two equal installments which normally become delinquent if not paid by May 10 and November 10, respectively.

Note 4. Deposits and Investments

Deposits, made in accordance with state statute (IC 5-13), with financial institutions in the State of Indiana, at year end, should be entirely insured by the Federal Depository Insurance Corporation or by the Indiana Public Deposit Insurance Fund. This includes any deposit accounts issued or offered by a qualifying financial institution.

State statutes authorize the School Corporation to invest in securities including, but not limited to, the following: federal government securities, repurchase agreements, and certain money market mutual funds. Certain other statutory restrictions apply to all investments made by local governmental units.

Note 5. Risk Management

The School Corporation may be exposed to various risks of loss related to torts; theft of, damage to, and destruction of assets; errors and omissions; job-related illnesses or injuries to employees; medical benefits to employees, retirees, and dependents; and natural disasters.

These risks can be mitigated through the purchase of insurance, establishment of a self-insurance fund, and/or participation in a risk pool. The purchase of insurance transfers the risk to an independent third-party. The establishment of a self-insurance fund allows the School Corporation to set aside money for claim settlements. The self-insurance fund would be included in the financial statement. The purpose of participation in a risk pool is to provide a medium for the funding and administration of the risks.

Note 6. Pension Plans

A. Public Employees' Retirement Fund

Plan Description

The Indiana Public Employees' Retirement Fund (PERF) is a defined benefit pension plan. PERF is a cost-sharing multiple-employer public employee retirement system, which provides retirement benefits to plan members and beneficiaries. All full-time employees are eligible to participate in this defined benefit plan. State statutes (IC 5-10.2 and 5-10.3) govern, through the Indiana Public Retirement System (INPRS) Board, most requirements of the system, and give the School Corporation authority to contribute to the plan. The PERF retirement benefit consists of the pension provided by employer contributions plus an annuity provided by the member's annuity savings account. The annuity savings account consists of members' contributions, set by state statute at 3 percent of compensation, plus the interest credited to the member's account. The employer may elect to make the contributions on behalf of the member.

ELKHART COMMUNITY SCHOOLS
NOTES TO FINANCIAL STATEMENT
(Continued)

INPRS administers the plan and issues a publicly available financial report that includes financial statements and required supplementary information for the plan as a whole and for its participants. That report may be obtained by contacting:

Indiana Public Retirement System
One North Capitol, Suite 001
Indianapolis, IN 46204
Ph. (888) 526-1687

Funding Policy and Annual Pension Cost

The contribution requirements of the plan members for PERF are established by the Board of Trustees of INPRS.

B. Teachers' Retirement Fund

Plan Description

The Indiana Teachers' Retirement Fund (TRF) is a defined benefit pension plan. TRF is a cost-sharing multiple-employer public employee retirement system, which provides retirement benefits to plan members and beneficiaries. All employees engaged in teaching or in the supervision of teaching in the public schools of the State of Indiana are eligible to participate in TRF. State statute (IC 5-10.2) governs, through the Indiana Public Retirement System (INPRS) Board, most requirements of the system, and gives the School Corporation authority to contribute to the plan. The TRF retirement benefit consists of the pension provided by employer contributions plus an annuity provided by the member's annuity savings account. The annuity savings account consists of members' contributions, set by state statute at 3 percent of compensation, plus the interest credited to the member's account. The School Corporation may elect to make the contributions on behalf of the member.

INPRS issues a publicly available financial report that includes financial statements and required supplementary information for the TRF plan as a whole and for its participants. That report may be obtained by contacting:

Indiana Public Retirement System
One North Capitol, Suite 001
Indianapolis, IN 46204
Ph. (888) 286-3544

Funding Policy and Annual Pension Cost

The School Corporation contributes the employer's share to TRF for certified employees employed under a federally funded program and all the certified employees hired after July 1, 1995. The School Corporation currently receives partial funding, through the school funding formula, from the State of Indiana for this contribution. The employer's share of contributions for certified personnel who are not employed under a federally funded program and were hired before July 1, 1995, is considered to be an obligation of, and is paid by, the State of Indiana.

ELKHART COMMUNITY SCHOOLS
NOTES TO FINANCIAL STATEMENT
(Continued)

Note 7. Cash Balance Deficits

The financial statement contains some funds with deficits in cash. For most deficits, this is a result of the funds being set up for reimbursable grants.

However, there are several funds as of June 30, 2014, that do not fit into that category. The Joint Service and Supply - Other fund has had the same negative balance for the entire audit period. This fund is for an energy cooperative. Expenses were paid in the 2010-2011 school year, which has not yet been billed. The General fund is negative because the School Corporation pays off the teachers' contract for the remainder of the school year (four to five payrolls) during June which inflates the payroll expenditures and decreases the cash balance at June 30. For the Debt Service fund, Retirement/Severance Bond Debt Service fund, and School Transportation fund the property tax distribution from the Elkhart County Treasurer was not received until July 1, 2014. The Construction 2014 fund had a negative balance at June 30, 2014, which was eliminated when the bond issue was receipted on December 31, 2014.

Note 8. Holding Corporation

The School Corporation has entered into a capital lease with Elkhart Community School Building Corporation (the lessor). The lessor was organized as a not-for-profit corporation pursuant to state statute for the purpose of financing and constructing or reconstructing facilities for lease to the School Corporation. The lessor has been determined to be a related-party of the School Corporation. Lease payments during the years 2014 and 2015 totaled \$12,487,500 and \$12,402,850, respectively.

Note 9. Subsequent Event

Bonds were issued in 2016 in the amount of \$2,000,000, with bond purchasers paying a premium of \$33,785.60, for the purpose of paying for the cost of construction and equipping of a new gymnasium addition to the existing Beardsley Elementary School, other miscellaneous facility and/or equipping projects at facilities operated by the School Corporation and any projects related to any of such facility improvement, renovation and equipping projects, are to be used in connection with the operation of the School Corporation (collectively, the "2016 Projects"), and to pay the costs of issuance of the 2016 Bonds. Funding for the 2016 Projects will be provided from the proceeds of the 2016 Bonds and interest earnings during construction. The payment of lease rentals is not dependent on the completion of the 2016 Projects.

Note 10. Other Postemployment Benefit

The School Corporation provides to eligible retirees and their spouses the following benefit: health insurance. This benefit poses a liability to the School Corporation for this year and in future years. Information regarding the benefit can be obtained by contacting the School Corporation.

(This page intentionally left blank.)

OTHER INFORMATION - UNAUDITED

The School Corporation's Financial Reports can be found on the Indiana Department of Education website: <http://www.doe.in.gov/finance/school-financial-reports>. This website is maintained by the Indiana Department of Education. More current financial information is available from the School Corporation Treasurer's office. Additionally, some financial information of the School Corporation can be found on the Gateway website: <https://gateway.ifionline.org/>.

Differences may be noted between the financial information presented in the financial statement contained in this report and the financial information presented in the School Corporation's Financial Reports referenced above. These differences, if any, are due to adjustments made to the financial information during the course of the audit. This is a common occurrence in any financial statement audit. The financial information presented in this report is audited information, and the accuracy of such information can be determined by reading the opinion given in the Independent Auditor's Report.

The other information presented was approved by management of the School Corporation. It is presented as intended by the School Corporation.

ELKHART COMMUNITY SCHOOLS
 COMBINING SCHEDULE OF RECEIPTS, DISBURSEMENTS, OTHER FINANCING SOURCES (USES), AND CASH AND INVESTMENT BALANCES -
 REGULATORY BASIS
 For the Year Ended June 30, 2014

	General	Referendum Tax Levy	Debt Service	Retirement/ Severance Bond Debt Service	Capital Projects	School Transportation	School Bus Replacement	Rainy Day	Retirement/ Severance Bond
Cash and investments - beginning	\$ (4,019,701)	\$ -	\$ 3,821,829	\$ 653,252	\$ 2,309,567	\$ 1,447,090	\$ 150,000	\$ 9,477,093	\$ 4,676,935
Receipts:									
Local sources	992,125	-	9,472,241	1,245,216	7,976,810	4,830,689	424,347	-	-
Intermediate sources	265	-	-	-	-	-	-	-	-
State sources	84,327,491	-	-	-	-	-	-	-	-
Federal sources	-	-	-	-	-	-	-	-	-
Interfund loans	2,880,000	-	2,925,000	1,495,000	4,035,000	2,300,000	425,000	-	-
Other receipts	6,848	-	-	-	1,693	430	-	-	-
Total receipts	88,206,729	-	12,397,241	2,740,216	12,013,503	7,131,119	849,347	-	-
Disbursements:									
Instruction	60,898,794	-	-	-	-	-	-	-	7,512
Support services	23,040,896	-	-	-	5,140,385	7,286,990	-	-	883,821
Noninstructional services	909,275	-	-	-	-	-	-	-	-
Facilities acquisition and construction	-	-	-	-	2,902,063	-	-	-	-
Debt services	-	-	14,617,233	2,242,404	-	-	-	-	-
Nonprogrammed charges	-	-	-	-	-	-	-	-	-
Interfund loans	2,880,000	-	2,925,000	1,495,000	4,035,000	2,300,000	425,000	-	-
Total disbursements	87,728,965	-	17,542,233	3,737,404	12,077,448	9,586,990	425,000	-	891,333
Excess (deficiency) of receipts over disbursements	477,764	-	(5,144,992)	(997,188)	(63,945)	(2,455,871)	424,347	-	(891,333)
Other financing sources (uses):									
Sale of capital assets	16,188	-	-	-	-	-	-	-	-
Transfers in	1,890,643	-	-	-	-	7,185	-	-	-
Transfers out	(1,897,828)	-	-	-	-	-	-	-	-
Total other financing sources (uses)	9,003	-	-	-	-	7,185	-	-	-
Excess (deficiency) of receipts and other financing sources over disbursements and other financing uses	486,767	-	(5,144,992)	(997,188)	(63,945)	(2,448,686)	424,347	-	(891,333)
Cash and investments - ending	\$ (3,532,934)	\$ -	\$ (1,323,163)	\$ (343,936)	\$ 2,245,622	\$ (1,001,596)	\$ 574,347	\$ 9,477,093	\$ 3,785,602

ELKHART COMMUNITY SCHOOLS
 COMBINING SCHEDULE OF RECEIPTS, DISBURSEMENTS, OTHER FINANCING SOURCES (USES), AND CASH AND INVESTMENT BALANCES -
 REGULATORY BASIS
 For the Year Ended June 30, 2014
 (Continued)

	Post- Retirement/ Severance Future Benefits	Construction	Construction 2014	School Lunch	Textbook Rental	Self- Insurance	Levy Excess	Joint Services and Supply - Area Vocational School
Cash and investments - beginning	\$ 2,350,000	\$ 2,668,623	\$ -	\$ 766,055	\$ 1,252,692	\$ 3,804,329	\$ -	\$ 854,515
Receipts:								
Local sources	-	94,381	-	1,801,967	386,228	15,475,430	-	4,875,239
Intermediate sources	-	-	-	-	-	-	-	-
State sources	-	-	-	27,891	683,822	-	-	-
Federal sources	-	-	-	6,189,339	-	-	-	-
Interfund loans	-	-	-	-	-	-	-	-
Other receipts	-	-	-	4,313	4,511	-	-	46
Total receipts	-	94,381	-	8,023,510	1,074,561	15,475,430	-	4,875,285
Disbursements:								
Instruction	-	-	-	-	-	-	-	3,298,830
Support services	-	-	-	46,568	577,049	1,359,607	-	1,430,264
Noninstructional services	-	-	-	8,253,810	-	-	-	-
Facilities acquisition and construction	-	2,363,698	1,080	127,036	-	-	-	-
Debt services	-	-	-	-	-	-	-	-
Nonprogrammed charges	-	-	-	-	-	15,460,587	-	-
Interfund loans	-	-	-	-	-	-	-	-
Total disbursements	-	2,363,698	1,080	8,427,414	577,049	16,820,194	-	4,729,094
Excess (deficiency) of receipts over disbursements	-	(2,269,317)	(1,080)	(403,904)	497,512	(1,344,764)	-	146,191
Other financing sources (uses):								
Sale of capital assets	-	-	-	-	-	-	-	-
Transfers in	-	-	-	-	-	-	-	-
Transfers out	-	-	-	-	-	-	-	-
Total other financing sources (uses)	-	-	-	-	-	-	-	-
Excess (deficiency) of receipts and other financing sources over disbursements and other financing uses	-	(2,269,317)	(1,080)	(403,904)	497,512	(1,344,764)	-	146,191
Cash and investments - ending	\$ 2,350,000	\$ 399,306	\$ (1,080)	\$ 362,151	\$ 1,750,204	\$ 2,459,565	\$ -	\$ 1,000,706

ELKHART COMMUNITY SCHOOLS
 COMBINING SCHEDULE OF RECEIPTS, DISBURSEMENTS, OTHER FINANCING SOURCES (USES), AND CASH AND INVESTMENT BALANCES -
 REGULATORY BASIS
 For the Year Ended June 30, 2014
 (Continued)

	Joint Services and Supply - Other	Educational License Plates	Alternative Education	SAFE School Haven	Early Intervention Grant	School Intervention and Career Counseling	Memorial - ECCF Grant 2014	United Way Discretionary Grant 13-14
Cash and investments - beginning	\$ (4,394)	\$ 2,006	\$ -	\$ -	\$ -	\$ 48,407	\$ -	\$ -
Receipts:								
Local sources	-	-	-	-	1,000	68,658	-	3,500
Intermediate sources	-	881	-	-	-	-	-	-
State sources	-	-	37,304	-	-	-	-	-
Federal sources	-	-	-	-	-	-	-	-
Interfund loans	-	-	-	-	-	-	-	-
Other receipts	-	-	-	-	-	-	-	-
Total receipts	-	881	37,304	-	1,000	68,658	-	3,500
Disbursements:								
Instruction	-	-	37,304	-	327	50,064	-	3,500
Support services	-	2,513	-	-	-	-	-	-
Noninstructional services	-	-	-	-	-	-	-	-
Facilities acquisition and construction	-	-	-	-	-	-	-	-
Debt services	-	-	-	-	-	-	-	-
Nonprogrammed charges	-	-	-	-	-	-	-	-
Interfund loans	-	-	-	-	-	-	-	-
Total disbursements	-	2,513	37,304	-	327	50,064	-	3,500
Excess (deficiency) of receipts over disbursements	-	(1,632)	-	-	673	18,594	-	-
Other financing sources (uses):								
Sale of capital assets	-	-	-	-	-	-	-	-
Transfers in	-	-	-	-	-	-	-	-
Transfers out	-	-	-	-	-	-	-	-
Total other financing sources (uses)	-	-	-	-	-	-	-	-
Excess (deficiency) of receipts and other financing sources over disbursements and other financing uses	-	(1,632)	-	-	673	18,594	-	-
Cash and investments - ending	\$ (4,394)	\$ 374	\$ -	\$ -	\$ 673	\$ 67,001	\$ -	\$ -

ELKHART COMMUNITY SCHOOLS
 COMBINING SCHEDULE OF RECEIPTS, DISBURSEMENTS, OTHER FINANCING SOURCES (USES), AND CASH AND INVESTMENT BALANCES -
 REGULATORY BASIS
 For the Year Ended June 30, 2014
 (Continued)

	COACH	ECS 21st Century Supplemental	Instruction Support	Kiwanis - PEP Program (STEM)	United Way Reading Camps 2010	Early/After School Child Care	United Way Grants 13-14	United Way Grants 14-15
Cash and investments - beginning	\$ 16,592	\$ 204,160	\$ 105,404	\$ -	\$ 48,000	\$ 66,715	\$ -	\$ -
Receipts:								
Local sources	7,375	2,528	72,409	-	-	281,930	6,000	-
Intermediate sources	-	-	-	-	-	-	-	-
State sources	-	-	-	-	-	-	-	-
Federal sources	-	-	-	-	-	-	-	-
Interfund loans	-	-	-	-	-	-	-	-
Other receipts	-	-	-	-	-	429	-	-
Total receipts	<u>7,375</u>	<u>2,528</u>	<u>72,409</u>	<u>-</u>	<u>-</u>	<u>282,359</u>	<u>6,000</u>	<u>-</u>
Disbursements:								
Instruction	4,495	105,588	14,950	-	45,171	-	4,546	-
Support services	-	-	14,673	-	-	869	-	-
Noninstructional services	-	-	-	-	-	301,737	-	-
Facilities acquisition and construction	-	-	-	-	-	-	-	-
Debt services	-	-	-	-	-	-	-	-
Nonprogrammed charges	-	-	-	-	-	-	-	-
Interfund loans	-	-	-	-	-	-	-	-
Total disbursements	<u>4,495</u>	<u>105,588</u>	<u>29,623</u>	<u>-</u>	<u>45,171</u>	<u>302,606</u>	<u>4,546</u>	<u>-</u>
Excess (deficiency) of receipts over disbursements	<u>2,880</u>	<u>(103,060)</u>	<u>42,786</u>	<u>-</u>	<u>(45,171)</u>	<u>(20,247)</u>	<u>1,454</u>	<u>-</u>
Other financing sources (uses):								
Sale of capital assets	-	-	-	-	-	-	-	-
Transfers in	-	-	-	-	-	-	-	-
Transfers out	-	-	-	-	-	-	-	-
Total other financing sources (uses)	<u>-</u>	<u>-</u>	<u>-</u>	<u>-</u>	<u>-</u>	<u>-</u>	<u>-</u>	<u>-</u>
Excess (deficiency) of receipts and other financing sources over disbursements and other financing uses	<u>2,880</u>	<u>(103,060)</u>	<u>42,786</u>	<u>-</u>	<u>(45,171)</u>	<u>(20,247)</u>	<u>1,454</u>	<u>-</u>
Cash and investments - ending	<u>\$ 19,472</u>	<u>\$ 101,100</u>	<u>\$ 148,190</u>	<u>\$ -</u>	<u>\$ 2,829</u>	<u>\$ 46,468</u>	<u>\$ 1,454</u>	<u>\$ -</u>

ELKHART COMMUNITY SCHOOLS
 COMBINING SCHEDULE OF RECEIPTS, DISBURSEMENTS, OTHER FINANCING SOURCES (USES), AND CASH AND INVESTMENT BALANCES -
 REGULATORY BASIS
 For the Year Ended June 30, 2014
 (Continued)

	Dollars General Literacy 12-13	United Way Reading Camps 12-13	IN Coalition Impr Adolescent	First Robotics Competition	United Way - EACC Career Camp 2015	United Way Reading Boost Gr 12	United Way Minds in Motion 2012	United Way Move2Stand 13-14
Cash and investments - beginning	\$ 502	\$ 847	\$ 2,354	\$ -	\$ -	\$ 144	\$ 473	\$ -
Receipts:								
Local sources	-	-	54,130	-	-	-	-	10,000
Intermediate sources	-	-	-	-	-	-	-	-
State sources	-	-	-	-	-	-	-	-
Federal sources	-	-	-	-	-	-	-	-
Interfund loans	-	-	-	-	-	-	-	-
Other receipts	-	-	145	-	-	-	-	-
Total receipts	-	-	54,275	-	-	-	-	10,000
Disbursements:								
Instruction	502	847	2,071	-	-	144	473	9,673
Support services	-	-	-	-	-	-	-	-
Noninstructional services	-	-	51,669	-	-	-	-	-
Facilities acquisition and construction	-	-	-	-	-	-	-	-
Debt services	-	-	-	-	-	-	-	-
Nonprogrammed charges	-	-	-	-	-	-	-	-
Interfund loans	-	-	-	-	-	-	-	-
Total disbursements	502	847	53,740	-	-	144	473	9,673
Excess (deficiency) of receipts over disbursements	(502)	(847)	535	-	-	(144)	(473)	327
Other financing sources (uses):								
Sale of capital assets	-	-	-	-	-	-	-	-
Transfers in	-	-	-	-	-	-	-	-
Transfers out	-	-	-	-	-	-	-	-
Total other financing sources (uses)	-	-	-	-	-	-	-	-
Excess (deficiency) of receipts and other financing sources over disbursements and other financing uses	(502)	(847)	535	-	-	(144)	(473)	327
Cash and investments - ending	\$ -	\$ -	\$ 2,889	\$ -	\$ -	\$ -	\$ -	\$ 327

ELKHART COMMUNITY SCHOOLS
 COMBINING SCHEDULE OF RECEIPTS, DISBURSEMENTS, OTHER FINANCING SOURCES (USES), AND CASH AND INVESTMENT BALANCES -
 REGULATORY BASIS
 For the Year Ended June 30, 2014
 (Continued)

	United Way Move2Stand 14-15	United Way Move2Stand 15-16	Elk. Cy. Comm. Corrections 14-15	Elk. Cy. Comm. Corrections 13-14	Target Field Trip Grant for 7/1/11 thru 6/30/13	Elk. Cy. Comm. Corrections 12-13	IN Youth Institute 2012	IN Youth Institute Prof Dev 13
Cash and investments - beginning	\$ -	\$ -	\$ -	\$ -	\$ 234	\$ 3,245	\$ -	\$ 35
Receipts:								
Local sources	-	-	-	60,342	-	-	249	533
Intermediate sources	-	-	-	-	-	-	-	-
State sources	-	-	-	-	-	-	-	-
Federal sources	-	-	-	-	-	-	-	-
Interfund loans	-	-	-	-	-	-	-	-
Other receipts	-	-	-	-	-	-	-	-
Total receipts	-	-	-	60,342	-	-	249	533
Disbursements:								
Instruction	-	-	-	60,190	234	1,925	249	568
Support services	-	-	-	-	-	1,320	-	-
Noninstructional services	-	-	-	-	-	-	-	-
Facilities acquisition and construction	-	-	-	-	-	-	-	-
Debt services	-	-	-	-	-	-	-	-
Nonprogrammed charges	-	-	-	-	-	-	-	-
Interfund loans	-	-	-	-	-	-	-	-
Total disbursements	-	-	-	60,190	234	3,245	249	568
Excess (deficiency) of receipts over disbursements	-	-	-	152	(234)	(3,245)	-	(35)
Other financing sources (uses):								
Sale of capital assets	-	-	-	-	-	-	-	-
Transfers in	-	-	-	-	-	-	-	-
Transfers out	-	-	-	-	-	-	-	-
Total other financing sources (uses)	-	-	-	-	-	-	-	-
Excess (deficiency) of receipts and other financing sources over disbursements and other financing uses	-	-	-	152	(234)	(3,245)	-	(35)
Cash and investments - ending	\$ -	\$ -	\$ -	\$ 152	\$ -	\$ -	\$ -	\$ -

ELKHART COMMUNITY SCHOOLS
 COMBINING SCHEDULE OF RECEIPTS, DISBURSEMENTS, OTHER FINANCING SOURCES (USES), AND CASH AND INVESTMENT BALANCES -
 REGULATORY BASIS
 For the Year Ended June 30, 2014
 (Continued)

	Indiana Youth Institute 14-15	Target Field Trip Grant 2015	Headstart Supply	Teachers Credit Union Grant 12-13	Lowes Grant 12-13	TCU Grant 13-14	WVPE	Miscellaneous Programs
Cash and investments - beginning	\$ -	\$ -	\$ -	\$ 832	\$ -	\$ -	\$ 137	\$ 6,810
Receipts:								
Local sources	-	-	4,200	-	5,093	1,711	1,380,048	40,053
Intermediate sources	-	-	-	-	-	-	-	-
State sources	-	-	-	-	-	-	-	-
Federal sources	-	-	-	-	-	-	-	-
Interfund loans	-	-	-	-	-	-	-	-
Other receipts	-	-	-	-	-	-	-	-
Total receipts	-	-	4,200	-	5,093	1,711	1,380,048	40,053
Disbursements:								
Instruction	-	-	1,524	832	720	1,309	1,236,990	23,805
Support services	-	-	-	-	4,373	-	2,270	5,453
Noninstructional services	-	-	-	-	-	-	-	-
Facilities acquisition and construction	-	-	-	-	-	-	-	-
Debt services	-	-	-	-	-	-	-	-
Nonprogrammed charges	-	-	-	-	-	-	-	-
Interfund loans	-	-	-	-	-	-	-	-
Total disbursements	-	-	1,524	832	5,093	1,309	1,239,260	29,258
Excess (deficiency) of receipts over disbursements	-	-	2,676	(832)	-	402	140,788	10,795
Other financing sources (uses):								
Sale of capital assets	-	-	-	-	-	-	-	-
Transfers in	-	-	-	-	-	-	-	-
Transfers out	-	-	-	-	-	-	-	-
Total other financing sources (uses)	-	-	-	-	-	-	-	-
Excess (deficiency) of receipts and other financing sources over disbursements and other financing uses	-	-	2,676	(832)	-	402	140,788	10,795
Cash and investments - ending	\$ -	\$ -	\$ 2,676	\$ -	\$ -	\$ 402	\$ 140,925	\$ 17,605

ELKHART COMMUNITY SCHOOLS
 COMBINING SCHEDULE OF RECEIPTS, DISBURSEMENTS, OTHER FINANCING SOURCES (USES), AND CASH AND INVESTMENT BALANCES -
 REGULATORY BASIS
 For the Year Ended June 30, 2014
 (Continued)

	US History Field Trip	Marine Biology Field Trip	Education Technology	Medicaid Reimbursement	Secured Schools Safety Grant	High Ability Grant 12-13	High Ability Pr.03413-057-PN01	Cultural Arts
Cash and investments - beginning	\$ 14,259	\$ 8,858	\$ (841,271)	\$ 48,044	\$ -	\$ 1,974	\$ -	\$ (5,207)
Receipts:								
Local sources	10,190	16,190	11,561	-	-	-	-	-
Intermediate sources	-	-	-	-	-	-	-	-
State sources	-	-	1,633,566	53,581	-	-	76,777	5,207
Federal sources	-	-	-	-	-	-	-	-
Interfund loans	-	-	-	-	-	-	-	-
Other receipts	-	230	-	-	-	-	-	-
Total receipts	10,190	16,420	1,645,127	53,581	-	-	76,777	5,207
Disbursements:								
Instruction	15,218	16,357	-	-	-	1,974	71,094	-
Support services	9,234	3,334	803,856	59,066	-	-	60	-
Noninstructional services	-	-	-	-	-	-	-	-
Facilities acquisition and construction	-	-	-	-	-	-	-	-
Debt services	-	-	-	-	-	-	-	-
Nonprogrammed charges	-	-	-	-	-	-	-	-
Interfund loans	-	-	-	-	-	-	-	-
Total disbursements	24,452	19,691	803,856	59,066	-	1,974	71,154	-
Excess (deficiency) of receipts over disbursements	(14,262)	(3,271)	841,271	(5,485)	-	(1,974)	5,623	5,207
Other financing sources (uses):								
Sale of capital assets	-	-	-	-	-	-	-	-
Transfers in	-	-	-	-	-	-	-	-
Transfers out	-	-	-	-	-	-	-	-
Total other financing sources (uses)	-	-	-	-	-	-	-	-
Excess (deficiency) of receipts and other financing sources over disbursements and other financing uses	(14,262)	(3,271)	841,271	(5,485)	-	(1,974)	5,623	5,207
Cash and investments - ending	\$ (3)	\$ 5,587	\$ -	\$ 42,559	\$ -	\$ -	\$ 5,623	\$ -

ELKHART COMMUNITY SCHOOLS
 COMBINING SCHEDULE OF RECEIPTS, DISBURSEMENTS, OTHER FINANCING SOURCES (USES), AND CASH AND INVESTMENT BALANCES -
 REGULATORY BASIS
 For the Year Ended June 30, 2014
 (Continued)

	Safe Haven Grant 13-SH-2664	Non-English Speaking 51114-053	Non-English Speaking '14-'15	School Technology	21st Century Scholars	Miscellaneous Programs	Soc. Sv. - Tap	Title I 1003(a) Sch Impr 14-15
Cash and investments - beginning	\$ -	\$ -	\$ -	\$ 938,609	\$ -	\$ -	\$ 2,166	\$ -
Receipts:								
Local sources	-	-	-	230,224	-	-	141,202	-
Intermediate sources	-	-	-	-	-	-	-	-
State sources	20,650	205,957	-	3,096	-	-	2,857	-
Federal sources	-	-	-	-	-	-	16,004	-
Interfund loans	-	-	-	-	-	-	-	-
Other receipts	-	-	-	-	-	-	-	-
Total receipts	<u>20,650</u>	<u>205,957</u>	<u>-</u>	<u>233,320</u>	<u>-</u>	<u>-</u>	<u>160,063</u>	<u>-</u>
Disbursements:								
Instruction	-	58,418	-	-	-	-	3,717	-
Support services	20,650	-	-	291,520	-	-	-	-
Noninstructional services	-	-	-	-	-	-	154,740	-
Facilities acquisition and construction	-	-	-	-	-	-	-	-
Debt services	-	-	-	-	-	-	-	-
Nonprogrammed charges	-	-	-	-	-	-	-	-
Interfund loans	-	-	-	-	-	-	-	-
Total disbursements	<u>20,650</u>	<u>58,418</u>	<u>-</u>	<u>291,520</u>	<u>-</u>	<u>-</u>	<u>158,457</u>	<u>-</u>
Excess (deficiency) of receipts over disbursements	<u>-</u>	<u>147,539</u>	<u>-</u>	<u>(58,200)</u>	<u>-</u>	<u>-</u>	<u>1,606</u>	<u>-</u>
Other financing sources (uses):								
Sale of capital assets	-	-	-	-	-	-	-	-
Transfers in	-	-	-	-	-	-	-	-
Transfers out	-	-	-	-	-	-	-	-
Total other financing sources (uses)	<u>-</u>	<u>-</u>	<u>-</u>	<u>-</u>	<u>-</u>	<u>-</u>	<u>-</u>	<u>-</u>
Excess (deficiency) of receipts and other financing sources over disbursements and other financing uses	<u>-</u>	<u>147,539</u>	<u>-</u>	<u>(58,200)</u>	<u>-</u>	<u>-</u>	<u>1,606</u>	<u>-</u>
Cash and investments - ending	<u>\$ -</u>	<u>\$ 147,539</u>	<u>\$ -</u>	<u>\$ 880,409</u>	<u>\$ -</u>	<u>\$ -</u>	<u>\$ 3,772</u>	<u>\$ -</u>

ELKHART COMMUNITY SCHOOLS
 COMBINING SCHEDULE OF RECEIPTS, DISBURSEMENTS, OTHER FINANCING SOURCES (USES), AND CASH AND INVESTMENT BALANCES -
 REGULATORY BASIS
 For the Year Ended June 30, 2014
 (Continued)

	Title II-B	Title II, Part B Math/Sc 12/13	Title II, Pt B 13-2305	Title I Pr. C 14-2305	Title I Pr. 14-2305	Workforce Dev-Nursing Asst 11-12	Ad Ed WorkOne 14-15	WDS As Ed-Innovation AEIN2-121
Cash and investments - beginning	\$ -	\$ -	\$ (20,506)	\$ (614,494)	\$ -	\$ (34)	\$ -	\$ (22,253)
Receipts:								
Local sources	-	-	-	7	-	34	-	-
Intermediate sources	-	-	-	-	-	-	-	-
State sources	-	-	-	-	-	-	-	-
Federal sources	-	-	20,506	1,595,795	2,508,678	-	-	58,757
Interfund loans	-	-	-	-	-	-	-	-
Other receipts	-	-	-	-	-	-	-	-
Total receipts	-	-	20,506	1,595,802	2,508,678	34	-	58,757
Disbursements:								
Instruction	-	-	-	691,338	2,521,881	-	-	36,504
Support services	-	-	13,517	140,738	227,147	-	-	-
Noninstructional services	-	-	-	149,232	487,716	-	-	-
Facilities acquisition and construction	-	-	-	-	-	-	-	-
Debt services	-	-	-	-	-	-	-	-
Nonprogrammed charges	-	-	-	-	-	-	-	-
Interfund loans	-	-	-	-	-	-	-	-
Total disbursements	-	-	13,517	981,308	3,236,744	-	-	36,504
Excess (deficiency) of receipts over disbursements	-	-	6,989	614,494	(728,066)	34	-	22,253
Other financing sources (uses):								
Sale of capital assets	-	-	-	-	-	-	-	-
Transfers in	-	-	-	-	-	-	-	-
Transfers out	-	-	-	-	-	-	-	-
Total other financing sources (uses)	-	-	-	-	-	-	-	-
Excess (deficiency) of receipts and other financing sources over disbursements and other financing uses	-	-	6,989	614,494	(728,066)	34	-	22,253
Cash and investments - ending	\$ -	\$ -	\$ (13,517)	\$ -	\$ (728,066)	\$ -	\$ -	\$ -

ELKHART COMMUNITY SCHOOLS
 COMBINING SCHEDULE OF RECEIPTS, DISBURSEMENTS, OTHER FINANCING SOURCES (USES), AND CASH AND INVESTMENT BALANCES -
 REGULATORY BASIS
 For the Year Ended June 30, 2014
 (Continued)

	Ad Ed WorkOne 13-14	Ad. Ed. WorkOne 12-13	Tutorial Assistance Subgrant (Under Reading Excellence Act)	Ad. Ed. - EL Civics 12-13	Ad Ed-El Civics 13-14	(IDEA, Part B) LEA Capacity Building (Sliver) Grants	PL108-446 IDEA, Part B 13-14	PL 108-446 Pr. 45712-015-PN01
Cash and investments - beginning	\$ -	\$ (64,903)	\$ 5,360	\$ (10,272)	\$ -	\$ (496,435)	\$ -	\$ (6,501)
Receipts:								
Local sources	-	-	17,134	-	-	22,093	-	-
Intermediate sources	-	-	-	-	-	-	-	-
State sources	-	-	-	-	-	-	-	-
Federal sources	417,998	66,298	-	10,295	64,941	542,990	2,590,522	26,386
Interfund loans	-	-	-	-	-	-	-	-
Other receipts	-	-	-	-	-	-	-	-
Total receipts	<u>417,998</u>	<u>66,298</u>	<u>17,134</u>	<u>10,295</u>	<u>64,941</u>	<u>565,083</u>	<u>2,590,522</u>	<u>26,386</u>
Disbursements:								
Instruction	565,322	1,395	20,520	23	62,706	1,467	3,047,592	19,885
Support services	-	-	-	-	-	67,181	85,091	-
Noninstructional services	-	-	-	-	8,046	-	-	-
Facilities acquisition and construction	-	-	-	-	-	-	-	-
Debt services	-	-	-	-	-	-	-	-
Nonprogrammed charges	-	-	-	-	-	-	-	-
Interfund loans	-	-	-	-	-	-	-	-
Total disbursements	<u>565,322</u>	<u>1,395</u>	<u>20,520</u>	<u>23</u>	<u>70,752</u>	<u>68,648</u>	<u>3,132,683</u>	<u>19,885</u>
Excess (deficiency) of receipts over disbursements	<u>(147,324)</u>	<u>64,903</u>	<u>(3,386)</u>	<u>10,272</u>	<u>(5,811)</u>	<u>496,435</u>	<u>(542,161)</u>	<u>6,501</u>
Other financing sources (uses):								
Sale of capital assets	-	-	-	-	-	-	-	-
Transfers in	-	-	-	-	-	-	-	-
Transfers out	-	-	-	-	-	-	-	-
Total other financing sources (uses)	<u>-</u>	<u>-</u>	<u>-</u>	<u>-</u>	<u>-</u>	<u>-</u>	<u>-</u>	<u>-</u>
Excess (deficiency) of receipts and other financing sources over disbursements and other financing uses	<u>(147,324)</u>	<u>64,903</u>	<u>(3,386)</u>	<u>10,272</u>	<u>(5,811)</u>	<u>496,435</u>	<u>(542,161)</u>	<u>6,501</u>
Cash and investments - ending	<u>\$ (147,324)</u>	<u>\$ -</u>	<u>\$ 1,974</u>	<u>\$ -</u>	<u>\$ (5,811)</u>	<u>\$ -</u>	<u>\$ (542,161)</u>	<u>\$ -</u>

ELKHART COMMUNITY SCHOOLS
 COMBINING SCHEDULE OF RECEIPTS, DISBURSEMENTS, OTHER FINANCING SOURCES (USES), AND CASH AND INVESTMENT BALANCES -
 REGULATORY BASIS
 For the Year Ended June 30, 2014
 (Continued)

	PL 99-457 Preschool 12-13	PL99-457 Preschool 13-14	PL99-457 Preschool 14-15	Career Incentive	Ad. Basic Ed. 12-13	Adult Basic Ed 2014	Fed - Ad Basic Ed '14-'15	ECS Project Aware, 520 A-PHSA
Cash and investments - beginning	\$ (12,716)	\$ -	\$ -	\$ -	\$ (10,970)	\$ -	\$ -	\$ -
Receipts:								
Local sources	-	-	-	-	1,782	-	-	-
Intermediate sources	-	-	-	-	-	-	-	-
State sources	-	-	-	-	-	-	-	-
Federal sources	29,990	67,922	-	64,764	9,277	-	-	-
Interfund loans	-	-	-	-	-	-	-	-
Other receipts	-	-	-	-	-	-	-	-
Total receipts	29,990	67,922	-	64,764	11,059	-	-	-
Disbursements:								
Instruction	17,333	75,332	-	65,502	89	3,657	-	-
Support services	-	-	-	-	-	-	-	-
Noninstructional services	-	-	-	-	-	-	-	-
Facilities acquisition and construction	-	-	-	-	-	-	-	-
Debt services	-	-	-	-	-	-	-	-
Nonprogrammed charges	-	-	-	-	-	-	-	-
Interfund loans	-	-	-	-	-	-	-	-
Total disbursements	17,333	75,332	-	65,502	89	3,657	-	-
Excess (deficiency) of receipts over disbursements	12,657	(7,410)	-	(738)	10,970	(3,657)	-	-
Other financing sources (uses):								
Sale of capital assets	-	-	-	-	-	-	-	-
Transfers in	-	-	-	-	-	-	-	-
Transfers out	-	-	-	-	-	-	-	-
Total other financing sources (uses)	-	-	-	-	-	-	-	-
Excess (deficiency) of receipts and other financing sources over disbursements and other financing uses	12,657	(7,410)	-	(738)	10,970	(3,657)	-	-
Cash and investments - ending	\$ (59)	\$ (7,410)	\$ -	\$ (738)	\$ -	\$ (3,657)	\$ -	\$ -

ELKHART COMMUNITY SCHOOLS
 COMBINING SCHEDULE OF RECEIPTS, DISBURSEMENTS, OTHER FINANCING SOURCES (USES), AND CASH AND INVESTMENT BALANCES -
 REGULATORY BASIS
 For the Year Ended June 30, 2014
 (Continued)

	Carl Perkins 13-4700-2305	Carl D Perkins 14-4700-2305	Carl D Perkins 15-4700-2305	Title VII Bilingual (Includes Lau Program)	Title III Eng.Prof. 13-14	Medicaid Reimbursement - Federal	Title III-English Lang 09-10	21st Century Learning Center
Cash and investments - beginning	\$ (19,602)	\$ -	\$ -	\$ (38,597)	\$ -	\$ 220,985	\$ -	\$ -
Receipts:								
Local sources	-	-	-	-	-	265,045	-	-
Intermediate sources	-	-	-	-	-	-	-	-
State sources	-	-	-	-	-	-	-	-
Federal sources	158,693	658,493	-	121,063	247,409	95,036	1,918	-
Interfund loans	-	-	-	-	-	-	-	-
Other receipts	-	-	-	-	-	-	-	-
Total receipts	<u>158,693</u>	<u>658,493</u>	<u>-</u>	<u>121,063</u>	<u>247,409</u>	<u>360,081</u>	<u>1,918</u>	<u>-</u>
Disbursements:								
Instruction	-	-	-	82,466	274,678	65,843	1,918	-
Support services	139,091	735,139	-	-	-	211,651	-	-
Noninstructional services	-	-	-	-	-	-	-	-
Facilities acquisition and construction	-	-	-	-	-	-	-	-
Debt services	-	-	-	-	-	-	-	-
Nonprogrammed charges	-	-	-	-	-	-	-	-
Interfund loans	-	-	-	-	-	-	-	-
Total disbursements	<u>139,091</u>	<u>735,139</u>	<u>-</u>	<u>82,466</u>	<u>274,678</u>	<u>277,494</u>	<u>1,918</u>	<u>-</u>
Excess (deficiency) of receipts over disbursements	<u>19,602</u>	<u>(76,646)</u>	<u>-</u>	<u>38,597</u>	<u>(27,269)</u>	<u>82,587</u>	<u>-</u>	<u>-</u>
Other financing sources (uses):								
Sale of capital assets	-	-	-	-	-	-	-	-
Transfers in	-	-	-	-	-	-	-	-
Transfers out	-	-	-	-	-	-	-	-
Total other financing sources (uses)	<u>-</u>	<u>-</u>	<u>-</u>	<u>-</u>	<u>-</u>	<u>-</u>	<u>-</u>	<u>-</u>
Excess (deficiency) of receipts and other financing sources over disbursements and other financing uses	<u>19,602</u>	<u>(76,646)</u>	<u>-</u>	<u>38,597</u>	<u>(27,269)</u>	<u>82,587</u>	<u>-</u>	<u>-</u>
Cash and investments - ending	<u>\$ -</u>	<u>\$ (76,646)</u>	<u>\$ -</u>	<u>\$ -</u>	<u>\$ (27,269)</u>	<u>\$ 303,572</u>	<u>\$ -</u>	<u>\$ -</u>

ELKHART COMMUNITY SCHOOLS
 COMBINING SCHEDULE OF RECEIPTS, DISBURSEMENTS, OTHER FINANCING SOURCES (USES), AND CASH AND INVESTMENT BALANCES -
 REGULATORY BASIS
 For the Year Ended June 30, 2014
 (Continued)

	Other Federal Programs	Title II, Pt A, Impr Tch 12-13	Improving Teaching Quality, No Child Left, Title II, Part A	Title III - Language Instruction	Payroll	Petty Cash	Food Service Chage	Totals
Cash and investments - beginning	\$ (29,159)	\$ (46,175)	\$ 68	\$ -	\$ 2,500,225	\$ -	\$ -	\$ 32,216,235
Receipts:								
Local sources	150	-	-	-	-	-	-	50,290,044
Intermediate sources	-	-	-	-	-	-	-	1,146
State sources	-	-	-	-	-	-	-	87,078,199
Federal sources	255,736	136,396	345,089	-	-	-	-	16,300,295
Interfund loans	-	-	-	-	-	-	-	14,060,000
Other receipts	-	-	-	-	74,311,331	1,000	4,260	74,335,236
Total receipts	<u>255,886</u>	<u>136,396</u>	<u>345,089</u>	<u>-</u>	<u>74,311,331</u>	<u>1,000</u>	<u>4,260</u>	<u>242,064,920</u>
Disbursements:								
Instruction	290,808	-	-	-	-	-	-	73,826,174
Support services	-	90,222	401,138	-	-	-	-	43,095,686
Noninstructional services	-	-	-	-	-	-	-	10,316,225
Facilities acquisition and construction	-	-	-	-	-	-	-	5,393,877
Debt services	-	-	-	-	-	-	-	16,859,637
Nonprogrammed charges	-	-	-	-	74,438,418	1,000	4,260	89,904,265
Interfund loans	-	-	-	-	-	-	-	14,060,000
Total disbursements	<u>290,808</u>	<u>90,222</u>	<u>401,138</u>	<u>-</u>	<u>74,438,418</u>	<u>1,000</u>	<u>4,260</u>	<u>253,455,864</u>
Excess (deficiency) of receipts over disbursements	<u>(34,922)</u>	<u>46,174</u>	<u>(56,049)</u>	<u>-</u>	<u>(127,087)</u>	<u>-</u>	<u>-</u>	<u>(11,390,944)</u>
Other financing sources (uses):								
Sale of capital assets	-	-	-	-	-	-	-	16,188
Transfers in	-	-	-	-	-	-	-	1,897,828
Transfers out	-	-	-	-	-	-	-	(1,897,828)
Total other financing sources (uses)	<u>-</u>	<u>-</u>	<u>-</u>	<u>-</u>	<u>-</u>	<u>-</u>	<u>-</u>	<u>16,188</u>
Excess (deficiency) of receipts and other financing sources over disbursements and other financing uses	<u>(34,922)</u>	<u>46,174</u>	<u>(56,049)</u>	<u>-</u>	<u>(127,087)</u>	<u>-</u>	<u>-</u>	<u>(11,374,756)</u>
Cash and investments - ending	<u>\$ (64,081)</u>	<u>\$ (1)</u>	<u>\$ (55,981)</u>	<u>\$ -</u>	<u>\$ 2,373,138</u>	<u>\$ -</u>	<u>\$ -</u>	<u>\$ 20,841,479</u>

ELKHART COMMUNITY SCHOOLS
 COMBINING SCHEDULE OF RECEIPTS, DISBURSEMENTS, OTHER FINANCING SOURCES (USES), AND CASH AND INVESTMENT BALANCES -
 REGULATORY BASIS
 For the Year Ended June 30, 2015

	General	Referendum Tax Levy	Debt Service	Retirement/ Severance Bond Debt Service	Capital Projects	School Transportation	School Bus Replacement	Rainy Day	Retirement/ Severance Bond
Cash and investments - beginning	\$ (3,532,934)	\$ -	\$ (1,323,163)	\$ (343,936)	\$ 2,245,622	\$ (1,001,596)	\$ 574,347	\$ 9,477,093	\$ 3,785,602
Receipts:									
Local sources	770,447	2,236,801	17,066,079	2,516,050	13,032,782	7,939,846	505,025	-	8,370
Intermediate sources	795	-	-	-	-	-	-	-	-
State sources	86,130,691	-	-	-	-	-	-	-	-
Federal sources	-	-	-	-	-	-	-	-	-
Interfund loans	3,826,500	-	7,502,000	750,000	9,358,500	2,832,000	1,054,000	-	-
Other receipts	12,982	-	-	-	-	764	-	-	-
Total receipts	90,741,415	2,236,801	24,568,079	3,266,050	22,391,282	10,772,610	1,559,025	-	8,370
Disbursements:									
Instruction	61,139,489	-	-	-	-	-	-	-	-
Support services	24,125,021	815,028	400	-	5,454,374	6,744,605	58,843	-	1,544,109
Noninstructional services	946,800	-	-	-	-	-	-	-	9,693
Facilities acquisition and construction	-	-	-	-	3,660,722	13,800	-	-	-
Debt services	-	-	15,707,880	1,095,518	223,000	-	-	-	-
Nonprogrammed charges	-	-	-	-	-	-	-	-	-
Interfund loans	3,826,500	-	7,502,000	750,000	9,358,500	2,832,000	1,054,000	-	-
Total disbursements	90,037,810	815,028	23,210,280	1,845,518	18,696,596	9,590,405	1,112,843	-	1,553,802
Excess (deficiency) of receipts over disbursements	703,605	1,421,773	1,357,799	1,420,532	3,694,686	1,182,205	446,182	-	(1,545,432)
Other financing sources (uses):									
Proceeds of long-term debt	-	-	-	-	-	-	-	-	-
Sale of capital assets	15,883	-	-	-	48,950	-	-	-	-
Transfers in	2,234,396	-	-	-	-	8,491	-	-	-
Transfers out	(2,242,937)	-	-	-	-	-	-	-	-
Total other financing sources (uses)	7,342	-	-	-	48,950	8,491	-	-	-
Excess (deficiency) of receipts and other financing sources over disbursements and other financing uses	710,947	1,421,773	1,357,799	1,420,532	3,743,636	1,190,696	446,182	-	(1,545,432)
Cash and investments - ending	\$ (2,821,987)	\$ 1,421,773	\$ 34,636	\$ 1,076,596	\$ 5,989,258	\$ 189,100	\$ 1,020,529	\$ 9,477,093	\$ 2,240,170

ELKHART COMMUNITY SCHOOLS
 COMBINING SCHEDULE OF RECEIPTS, DISBURSEMENTS, OTHER FINANCING SOURCES (USES), AND CASH AND INVESTMENT BALANCES -
 REGULATORY BASIS
 For the Year Ended June 30, 2015
 (Continued)

	Post- Retirement/ Severance Future Benefits	Construction	Construction 2014	School Lunch	Textbook Rental	Self- Insurance	Levy Excess	Joint Services and Supply - Area Vocational School
Cash and investments - beginning	\$ 2,350,000	\$ 399,306	\$ (1,080)	\$ 362,151	\$ 1,750,204	\$ 2,459,565	\$ -	\$ 1,000,706
Receipts:								
Local sources	-	-	-	1,595,104	337,158	15,751,888	5,468	4,149,547
Intermediate sources	-	-	-	-	-	-	-	-
State sources	-	-	-	28,366	612,163	-	-	-
Federal sources	-	-	-	6,773,180	-	-	-	-
Interfund loans	-	-	-	-	-	-	-	-
Other receipts	-	-	-	2,426	4,705	-	-	-
Total receipts	-	-	-	8,399,076	954,026	15,751,888	5,468	4,149,547
Disbursements:								
Instruction	-	-	-	-	10,595	494,687	-	3,296,322
Support services	-	-	160,207	45,561	563,787	1,534,093	-	1,665,461
Noninstructional services	-	-	-	8,822,084	22	14,152	-	-
Facilities acquisition and construction	-	197,690	9,245,741	(127,036)	-	-	-	-
Debt services	-	-	-	-	-	-	-	-
Nonprogrammed charges	-	-	-	-	-	13,684,424	-	-
Interfund loans	-	-	-	-	-	-	-	-
Total disbursements	-	197,690	9,405,948	8,740,609	574,404	15,727,356	-	4,961,783
Excess (deficiency) of receipts over disbursements	-	(197,690)	(9,405,948)	(341,533)	379,622	24,532	5,468	(812,236)
Other financing sources (uses):								
Proceeds of long-term debt	-	-	18,623,525	-	-	-	-	-
Sale of capital assets	-	-	-	-	-	-	-	-
Transfers in	-	-	-	-	-	-	-	-
Transfers out	-	-	-	-	-	-	-	-
Total other financing sources (uses)	-	-	18,623,525	-	-	-	-	-
Excess (deficiency) of receipts and other financing sources over disbursements and other financing uses	-	(197,690)	9,217,577	(341,533)	379,622	24,532	5,468	(812,236)
Cash and investments - ending	\$ 2,350,000	\$ 201,616	\$ 9,216,497	\$ 20,618	\$ 2,129,826	\$ 2,484,097	\$ 5,468	\$ 188,470

ELKHART COMMUNITY SCHOOLS
 COMBINING SCHEDULE OF RECEIPTS, DISBURSEMENTS, OTHER FINANCING SOURCES (USES), AND CASH AND INVESTMENT BALANCES -
 REGULATORY BASIS
 For the Year Ended June 30, 2015
 (Continued)

	Joint Services and Supply - Other	Educational License Plates	Alternative Education	SAFE School Haven	Early Intervention Grant	School Intervention and Career Counseling	Memorial - ECCF Grant 2014	United Way Discretionary Grant 13-14
Cash and investments - beginning	\$ (4,394)	\$ 374	\$ -	\$ -	\$ 673	\$ 67,001	\$ -	\$ -
Receipts:								
Local sources	-	-	-	-	-	-	2,585	129
Intermediate sources	-	975	-	-	-	-	-	-
State sources	-	-	55,000	16,544	3,750	-	-	-
Federal sources	-	-	-	-	-	-	-	-
Interfund loans	-	-	-	-	-	-	-	-
Other receipts	-	-	-	-	-	-	-	-
Total receipts	-	975	55,000	16,544	3,750	-	2,585	129
Disbursements:								
Instruction	-	-	-	-	4,031	53,481	2,585	129
Support services	-	-	-	20,265	-	-	-	-
Noninstructional services	-	-	-	-	-	-	-	-
Facilities acquisition and construction	-	-	-	-	-	-	-	-
Debt services	-	-	-	-	-	-	-	-
Nonprogrammed charges	-	-	-	-	-	-	-	-
Interfund loans	-	-	-	-	-	-	-	-
Total disbursements	-	-	-	20,265	4,031	53,481	2,585	129
Excess (deficiency) of receipts over disbursements	-	975	55,000	(3,721)	(281)	(53,481)	-	-
Other financing sources (uses):								
Proceeds of long-term debt	-	-	-	-	-	-	-	-
Sale of capital assets	-	-	-	-	-	-	-	-
Transfers in	-	-	-	-	-	-	-	-
Transfers out	-	-	-	-	-	-	-	-
Total other financing sources (uses)	-	-	-	-	-	-	-	-
Excess (deficiency) of receipts and other financing sources over disbursements and other financing uses	-	975	55,000	(3,721)	(281)	(53,481)	-	-
Cash and investments - ending	\$ (4,394)	\$ 1,349	\$ 55,000	\$ (3,721)	\$ 392	\$ 13,520	\$ -	\$ -

ELKHART COMMUNITY SCHOOLS
 COMBINING SCHEDULE OF RECEIPTS, DISBURSEMENTS, OTHER FINANCING SOURCES (USES), AND CASH AND INVESTMENT BALANCES -
 REGULATORY BASIS
 For the Year Ended June 30, 2015
 (Continued)

	COACH	ECS 21st Century Supplemental	Instruction Support	Kiwanis - PEP Program (STEM)	United Way Reading Camps 2010	Early/After School Child Care	United Way Grants 13-14	United Way Grants 14-15
Cash and investments - beginning	\$ 19,472	\$ 101,100	\$ 148,190	\$ -	\$ 2,829	\$ 46,468	\$ 1,454	\$ -
Receipts:								
Local sources	12,950	1,560	48,671	1,400	-	312,644	-	1,000
Intermediate sources	-	-	-	-	-	-	-	-
State sources	-	-	-	-	-	-	-	-
Federal sources	-	-	-	-	-	-	-	-
Interfund loans	-	-	-	-	-	-	-	-
Other receipts	-	-	-	-	-	507	-	-
Total receipts	12,950	1,560	48,671	1,400	-	313,151	-	1,000
Disbursements:								
Instruction	17,578	9,224	27,399	624	2,829	-	1,113	1,200
Support services	-	-	12,317	-	-	310	-	-
Noninstructional services	-	-	-	-	-	258,187	-	-
Facilities acquisition and construction	-	-	-	-	-	-	-	-
Debt services	-	-	-	-	-	-	-	-
Nonprogrammed charges	-	-	-	-	-	-	-	-
Interfund loans	-	-	-	-	-	-	-	-
Total disbursements	17,578	9,224	39,716	624	2,829	258,497	1,113	1,200
Excess (deficiency) of receipts over disbursements	(4,628)	(7,664)	8,955	776	(2,829)	54,654	(1,113)	(200)
Other financing sources (uses):								
Proceeds of long-term debt	-	-	-	-	-	-	-	-
Sale of capital assets	-	-	-	-	-	-	-	-
Transfers in	-	-	300	-	-	-	-	200
Transfers out	-	-	(1,250)	-	-	-	(200)	-
Total other financing sources (uses)	-	-	(950)	-	-	-	(200)	200
Excess (deficiency) of receipts and other financing sources over disbursements and other financing uses	(4,628)	(7,664)	8,005	776	(2,829)	54,654	(1,313)	-
Cash and investments - ending	\$ 14,844	\$ 93,436	\$ 156,195	\$ 776	\$ -	\$ 101,122	\$ 141	\$ -

ELKHART COMMUNITY SCHOOLS
 COMBINING SCHEDULE OF RECEIPTS, DISBURSEMENTS, OTHER FINANCING SOURCES (USES), AND CASH AND INVESTMENT BALANCES -
 REGULATORY BASIS
 For the Year Ended June 30, 2015
 (Continued)

	Dollars General Literacy 12-13	United Way Reading Camps 12-13	IN Coalition Impr Adolescent	First Robotics Competition	United Way - EACC Career Camp 2015	United Way Reading Boost Gr 12	United Way Minds in Motion 2012	United Way Move2Stand 13-14
Cash and investments - beginning	\$ -	\$ -	\$ 2,889	\$ -	\$ -	\$ -	\$ -	\$ 327
Receipts:								
Local sources	-	-	56,525	3,400	15,000	-	-	-
Intermediate sources	-	-	-	-	-	-	-	-
State sources	-	-	-	-	-	-	-	-
Federal sources	-	-	-	-	-	-	-	-
Interfund loans	-	-	-	-	-	-	-	-
Other receipts	-	-	59	-	-	-	-	-
Total receipts	-	-	56,584	3,400	15,000	-	-	-
Disbursements:								
Instruction	-	-	-	3,400	-	-	-	327
Support services	-	-	-	-	-	-	-	-
Noninstructional services	-	-	59,161	-	-	-	-	-
Facilities acquisition and construction	-	-	-	-	-	-	-	-
Debt services	-	-	-	-	-	-	-	-
Nonprogrammed charges	-	-	-	-	-	-	-	-
Interfund loans	-	-	-	-	-	-	-	-
Total disbursements	-	-	59,161	3,400	-	-	-	327
Excess (deficiency) of receipts over disbursements	-	-	(2,577)	-	15,000	-	-	(327)
Other financing sources (uses):								
Proceeds of long-term debt	-	-	-	-	-	-	-	-
Sale of capital assets	-	-	-	-	-	-	-	-
Transfers in	-	-	-	-	-	-	-	-
Transfers out	-	-	-	-	-	-	-	-
Total other financing sources (uses)	-	-	-	-	-	-	-	-
Excess (deficiency) of receipts and other financing sources over disbursements and other financing uses	-	-	(2,577)	-	15,000	-	-	(327)
Cash and investments - ending	\$ -	\$ -	\$ 312	\$ -	\$ 15,000	\$ -	\$ -	\$ -

ELKHART COMMUNITY SCHOOLS
 COMBINING SCHEDULE OF RECEIPTS, DISBURSEMENTS, OTHER FINANCING SOURCES (USES), AND CASH AND INVESTMENT BALANCES -
 REGULATORY BASIS
 For the Year Ended June 30, 2015
 (Continued)

	United Way Move2Stand 14-15	United Way Move2Stand 15-16	Elk. Cy. Comm. Corrections 14-15	Elk. Cy. Comm. Corrections 13-14	Target Field Trip Grant for 7/1/11 thru 6/30/13	Elk. Cy. Comm. Corrections 12-13	IN Youth Institute 2012	IN Youth Institute Prof Dev 13
Cash and investments - beginning	\$ -	\$ -	\$ -	\$ 152	\$ -	\$ -	\$ -	\$ -
Receipts:								
Local sources	12,345	15,000	60,342	-	-	-	-	-
Intermediate sources	-	-	-	-	-	-	-	-
State sources	-	-	-	-	-	-	-	-
Federal sources	-	-	-	-	-	-	-	-
Interfund loans	-	-	-	-	-	-	-	-
Other receipts	-	-	-	-	-	-	-	-
Total receipts	12,345	15,000	60,342	-	-	-	-	-
Disbursements:								
Instruction	10,076	-	38,665	152	-	-	-	-
Support services	-	-	-	-	-	-	-	-
Noninstructional services	-	-	-	-	-	-	-	-
Facilities acquisition and construction	-	-	-	-	-	-	-	-
Debt services	-	-	-	-	-	-	-	-
Nonprogrammed charges	-	-	-	-	-	-	-	-
Interfund loans	-	-	-	-	-	-	-	-
Total disbursements	10,076	-	38,665	152	-	-	-	-
Excess (deficiency) of receipts over disbursements	2,269	15,000	21,677	(152)	-	-	-	-
Other financing sources (uses):								
Proceeds of long-term debt	-	-	-	-	-	-	-	-
Sale of capital assets	-	-	-	-	-	-	-	-
Transfers in	-	-	-	-	-	-	-	-
Transfers out	-	-	-	-	-	-	-	-
Total other financing sources (uses)	-	-	-	-	-	-	-	-
Excess (deficiency) of receipts and other financing sources over disbursements and other financing uses	2,269	15,000	21,677	(152)	-	-	-	-
Cash and investments - ending	\$ 2,269	\$ 15,000	\$ 21,677	\$ -	\$ -	\$ -	\$ -	\$ -

ELKHART COMMUNITY SCHOOLS
 COMBINING SCHEDULE OF RECEIPTS, DISBURSEMENTS, OTHER FINANCING SOURCES (USES), AND CASH AND INVESTMENT BALANCES -
 REGULATORY BASIS
 For the Year Ended June 30, 2015
 (Continued)

	Indiana Youth Institute 14-15	Target Field Trip Grant 2015	Headstart Supply	Teachers Credit Union Grant 12-13	Lowes Grant 12-13	TCU Grant 13-14	WVPE	Miscellaneous Programs
Cash and investments - beginning	\$ -	\$ -	\$ 2,676	\$ -	\$ -	\$ 402	\$ 140,925	\$ 17,605
Receipts:								
Local sources	1,964	700	-	-	-	-	1,358,350	35,448
Intermediate sources	-	-	-	-	-	-	-	-
State sources	-	-	-	-	-	-	-	-
Federal sources	-	-	-	-	-	-	-	-
Interfund loans	-	-	-	-	-	-	-	-
Other receipts	-	-	-	-	-	-	-	-
Total receipts	1,964	700	-	-	-	-	1,358,350	35,448
Disbursements:								
Instruction	-	700	1,299	-	-	271	1,344,021	37,661
Support services	1,806	-	-	-	-	-	1,816	1,500
Noninstructional services	-	-	-	-	-	-	-	-
Facilities acquisition and construction	-	-	-	-	-	-	-	-
Debt services	-	-	-	-	-	-	-	-
Nonprogrammed charges	-	-	-	-	-	-	-	-
Interfund loans	-	-	-	-	-	-	-	-
Total disbursements	1,806	700	1,299	-	-	271	1,345,837	39,161
Excess (deficiency) of receipts over disbursements	158	-	(1,299)	-	-	(271)	12,513	(3,713)
Other financing sources (uses):								
Proceeds of long-term debt	-	-	-	-	-	-	-	-
Sale of capital assets	-	-	-	-	-	-	-	-
Transfers in	-	-	-	-	-	-	-	200
Transfers out	-	-	-	-	-	-	-	-
Total other financing sources (uses)	-	-	-	-	-	-	-	200
Excess (deficiency) of receipts and other financing sources over disbursements and other financing uses	158	-	(1,299)	-	-	(271)	12,513	(3,513)
Cash and investments - ending	\$ 158	\$ -	\$ 1,377	\$ -	\$ -	\$ 131	\$ 153,438	\$ 14,092

ELKHART COMMUNITY SCHOOLS
 COMBINING SCHEDULE OF RECEIPTS, DISBURSEMENTS, OTHER FINANCING SOURCES (USES), AND CASH AND INVESTMENT BALANCES -
 REGULATORY BASIS
 For the Year Ended June 30, 2015
 (Continued)

	US History Field Trip	Marine Biology Field Trip	Education Technology	Medicaid Reimbursement	Secured Schools Safety Grant	High Ability Grant 12-13	High Ability Pr.03413-057-PN01	Cultural Arts
Cash and investments - beginning	\$ (3)	\$ 5,587	\$ -	\$ 42,559	\$ -	\$ -	\$ 5,623	\$ -
Receipts:								
Local sources	800	21,320	-	-	-	-	-	-
Intermediate sources	-	-	-	-	-	-	-	-
State sources	-	-	-	103,734	50,000	-	-	-
Federal sources	-	-	-	-	-	-	-	-
Interfund loans	-	-	-	-	-	-	-	-
Other receipts	-	100	-	-	-	-	-	-
Total receipts	800	21,420	-	103,734	50,000	-	-	-
Disbursements:								
Instruction	-	19,096	-	-	-	-	5,623	-
Support services	-	1,501	606	90,164	-	-	-	-
Noninstructional services	-	-	-	-	-	-	-	-
Facilities acquisition and construction	-	-	-	-	100,000	-	-	-
Debt services	-	-	-	-	-	-	-	-
Nonprogrammed charges	-	-	-	-	-	-	-	-
Interfund loans	-	-	-	-	-	-	-	-
Total disbursements	-	20,597	606	90,164	100,000	-	5,623	-
Excess (deficiency) of receipts over disbursements	800	823	(606)	13,570	(50,000)	-	(5,623)	-
Other financing sources (uses):								
Proceeds of long-term debt	-	-	-	-	-	-	-	-
Sale of capital assets	-	-	-	-	-	-	-	-
Transfers in	-	1,050	-	-	-	-	-	-
Transfers out	-	(300)	-	-	-	-	-	-
Total other financing sources (uses)	-	750	-	-	-	-	-	-
Excess (deficiency) of receipts and other financing sources over disbursements and other financing uses	800	1,573	(606)	13,570	(50,000)	-	(5,623)	-
Cash and investments - ending	\$ 797	\$ 7,160	\$ (606)	\$ 56,129	\$ (50,000)	\$ -	\$ -	\$ -

ELKHART COMMUNITY SCHOOLS
 COMBINING SCHEDULE OF RECEIPTS, DISBURSEMENTS, OTHER FINANCING SOURCES (USES), AND CASH AND INVESTMENT BALANCES -
 REGULATORY BASIS
 For the Year Ended June 30, 2015
 (Continued)

	Safe Haven Grant 13-SH-2664	Non-English Speaking 51114-053	Non-English Speaking '14-'15	School Technology	21st Century Scholars	Miscellaneous Programs	Soc. Sv. - Tap	Title I 1003(a) Sch Impr 14-15
Cash and investments - beginning	\$ -	\$ 147,539	\$ -	\$ 880,409	\$ -	\$ -	\$ 3,772	\$ -
Receipts:								
Local sources	-	-	-	129,182	-	-	139,412	-
Intermediate sources	-	-	-	-	-	-	-	-
State sources	-	-	206,214	3,321	72,571	79,688	3,738	-
Federal sources	-	-	-	-	-	-	35,173	4,000
Interfund loans	-	-	-	-	-	-	-	-
Other receipts	-	-	-	-	-	-	-	-
Total receipts	-	-	206,214	132,503	72,571	79,688	178,323	4,000
Disbursements:								
Instruction	-	147,534	208,073	-	-	78,025	3,616	-
Support services	-	-	-	242,590	99,781	-	-	38,195
Noninstructional services	-	-	-	-	-	-	178,479	-
Facilities acquisition and construction	-	-	-	-	-	-	-	-
Debt services	-	-	-	-	-	-	-	-
Nonprogrammed charges	-	-	-	-	-	-	-	-
Interfund loans	-	-	-	-	-	-	-	-
Total disbursements	-	147,534	208,073	242,590	99,781	78,025	182,095	38,195
Excess (deficiency) of receipts over disbursements	-	(147,534)	(1,859)	(110,087)	(27,210)	1,663	(3,772)	(34,195)
Other financing sources (uses):								
Proceeds of long-term debt	-	-	-	-	-	-	-	-
Sale of capital assets	-	-	-	-	-	-	-	-
Transfers in	-	-	-	-	-	-	-	-
Transfers out	-	-	-	-	-	-	-	-
Total other financing sources (uses)	-	-	-	-	-	-	-	-
Excess (deficiency) of receipts and other financing sources over disbursements and other financing uses	-	(147,534)	(1,859)	(110,087)	(27,210)	1,663	(3,772)	(34,195)
Cash and investments - ending	\$ -	\$ 5	\$ (1,859)	\$ 770,322	\$ (27,210)	\$ 1,663	\$ -	\$ (34,195)

ELKHART COMMUNITY SCHOOLS
 COMBINING SCHEDULE OF RECEIPTS, DISBURSEMENTS, OTHER FINANCING SOURCES (USES), AND CASH AND INVESTMENT BALANCES -
 REGULATORY BASIS
 For the Year Ended June 30, 2015
 (Continued)

	Title II-B	Title II, Part B-Math/Science	Title II, Pt B Math/Sc 12/13	Title I Pr. C 13-2305	Title I Pr. 14-2305	Workforce Dev-Nursing Asst 11-12	Ad Ed WorkOne 14-15	WDS As Ed-Innovation AEIN2-121
Cash and investments - beginning	\$ -	\$ -	\$ (13,517)	\$ -	\$ (728,066)	\$ -	\$ -	\$ -
Receipts:								
Local sources	-	-	-	-	-	-	-	-
Intermediate sources	-	-	-	-	-	-	-	-
State sources	-	-	-	-	-	-	-	-
Federal sources	2,744,569	58,606	122,245	-	2,698,614	-	352,057	-
Interfund loans	-	-	-	-	-	-	-	-
Other receipts	-	-	-	-	-	-	-	-
Total receipts	2,744,569	58,606	122,245	-	2,698,614	-	352,057	-
Disbursements:								
Instruction	2,585,940	-	-	-	1,600,350	-	579,651	-
Support services	197,053	58,606	108,728	-	195,269	-	-	-
Noninstructional services	574,649	-	-	-	174,929	-	-	-
Facilities acquisition and construction	-	-	-	-	-	-	-	-
Debt services	-	-	-	-	-	-	-	-
Nonprogrammed charges	-	-	-	-	-	-	-	-
Interfund loans	-	-	-	-	-	-	-	-
Total disbursements	3,357,642	58,606	108,728	-	1,970,548	-	579,651	-
Excess (deficiency) of receipts over disbursements	(613,073)	-	13,517	-	728,066	-	(227,594)	-
Other financing sources (uses):								
Proceeds of long-term debt	-	-	-	-	-	-	-	-
Sale of capital assets	-	-	-	-	-	-	-	-
Transfers in	-	-	-	-	-	-	-	-
Transfers out	-	-	-	-	-	-	-	-
Total other financing sources (uses)	-	-	-	-	-	-	-	-
Excess (deficiency) of receipts and other financing sources over disbursements and other financing uses	(613,073)	-	13,517	-	728,066	-	(227,594)	-
Cash and investments - ending	\$ (613,073)	\$ -	\$ -	\$ -	\$ -	\$ -	\$ (227,594)	\$ -

ELKHART COMMUNITY SCHOOLS
 COMBINING SCHEDULE OF RECEIPTS, DISBURSEMENTS, OTHER FINANCING SOURCES (USES), AND CASH AND INVESTMENT BALANCES -
 REGULATORY BASIS
 For the Year Ended June 30, 2015
 (Continued)

	Ad Ed WorkOne 13-14	Ad. Ed. WorkOne 12-13	Tutorial Assistance Subgrant (Under Reading Excellence Act)	Ad. Ed. EL Civics 12-13	Ad Ed-El Civics 13-14	(IDEA, Part B) LEA Capacity Building (Sliver) Grants	PL108-446 IDEA, Part B 13-14	PL 108-446 Pr. 45712-015-PN01
Cash and investments - beginning	\$ (147,324)	\$ -	\$ 1,974	\$ -	\$ (5,811)	\$ -	\$ (542,161)	\$ -
Receipts:								
Local sources	-	-	21,432	-	-	-	-	-
Intermediate sources	-	-	-	-	-	-	-	-
State sources	-	-	-	-	-	-	-	-
Federal sources	241,089	-	-	-	98,040	2,673,146	546,338	-
Interfund loans	-	-	-	-	-	-	-	-
Other receipts	-	-	-	-	-	-	-	-
Total receipts	241,089	-	21,432	-	98,040	2,673,146	546,338	-
Disbursements:								
Instruction	93,765	-	10,759	-	84,079	3,041,288	4,177	-
Support services	-	-	-	-	-	85,956	-	-
Noninstructional services	-	-	-	-	8,200	-	-	-
Facilities acquisition and construction	-	-	-	-	-	-	-	-
Debt services	-	-	-	-	-	-	-	-
Nonprogrammed charges	-	-	-	-	-	-	-	-
Interfund loans	-	-	-	-	-	-	-	-
Total disbursements	93,765	-	10,759	-	92,279	3,127,244	4,177	-
Excess (deficiency) of receipts over disbursements	147,324	-	10,673	-	5,761	(454,098)	542,161	-
Other financing sources (uses):								
Proceeds of long-term debt	-	-	-	-	-	-	-	-
Sale of capital assets	-	-	-	-	-	-	-	-
Transfers in	-	-	-	-	50	-	-	-
Transfers out	-	-	-	-	-	-	-	-
Total other financing sources (uses)	-	-	-	-	50	-	-	-
Excess (deficiency) of receipts and other financing sources over disbursements and other financing uses	147,324	-	10,673	-	5,811	(454,098)	542,161	-
Cash and investments - ending	\$ -	\$ -	\$ 12,647	\$ -	\$ -	\$ (454,098)	\$ -	\$ -

ELKHART COMMUNITY SCHOOLS
 COMBINING SCHEDULE OF RECEIPTS, DISBURSEMENTS, OTHER FINANCING SOURCES (USES), AND CASH AND INVESTMENT BALANCES -
 REGULATORY BASIS
 For the Year Ended June 30, 2015
 (Continued)

	PL 99-457 Preschool 12-13	PL99-457 Preschool 13-14	PL99-457 Preschool 14-15	Career Incentive	Ad. Basic Ed. 12-13	Adult Basic Ed 2014	Fed - Ad Basic Ed '14-'15	ECS Project Aware, 520 A-PHSA
Cash and investments - beginning	\$ (59)	\$ (7,410)	\$ -	\$ (738)	\$ -	\$ (3,657)	\$ -	\$ -
Receipts:								
Local sources	-	-	-	-	-	-	-	-
Intermediate sources	-	-	-	-	-	-	-	-
State sources	-	-	-	-	-	-	-	-
Federal sources	17,162	34,774	65,558	2,543	-	3,657	4,231	30,302
Interfund loans	-	-	-	-	-	-	-	-
Other receipts	-	-	-	-	-	-	-	-
Total receipts	17,162	34,774	65,558	2,543	-	3,657	4,231	30,302
Disbursements:								
Instruction	17,103	17,394	62,647	1,488	-	-	6,659	30,302
Support services	-	9,970	19,135	-	-	-	-	-
Noninstructional services	-	-	-	-	-	-	-	-
Facilities acquisition and construction	-	-	-	-	-	-	-	-
Debt services	-	-	-	-	-	-	-	-
Nonprogrammed charges	-	-	-	-	-	-	-	-
Interfund loans	-	-	-	-	-	-	-	-
Total disbursements	17,103	27,364	81,782	1,488	-	-	6,659	30,302
Excess (deficiency) of receipts over disbursements	59	7,410	(16,224)	1,055	-	3,657	(2,428)	-
Other financing sources (uses):								
Proceeds of long-term debt	-	-	-	-	-	-	-	-
Sale of capital assets	-	-	-	-	-	-	-	-
Transfers in	-	-	-	-	-	-	-	-
Transfers out	-	-	-	-	-	-	-	-
Total other financing sources (uses)	-	-	-	-	-	-	-	-
Excess (deficiency) of receipts and other financing sources over disbursements and other financing uses	59	7,410	(16,224)	1,055	-	3,657	(2,428)	-
Cash and investments - ending	\$ -	\$ -	\$ (16,224)	\$ 317	\$ -	\$ -	\$ (2,428)	\$ -

ELKHART COMMUNITY SCHOOLS
 COMBINING SCHEDULE OF RECEIPTS, DISBURSEMENTS, OTHER FINANCING SOURCES (USES), AND CASH AND INVESTMENT BALANCES -
 REGULATORY BASIS
 For the Year Ended June 30, 2015
 (Continued)

	Carl Perkins 13-4700-2305	Carl D Perkins 14-4700-2305	Carl D Perkins 15-4700-2305	Title VII Bilingual (Includes Lau Program)	Title III Eng.Prof. 13-14	Medicaid Reimbursement - Federal	Title III-English Lang 09-10	21st Century Learning Center
Cash and investments - beginning	\$ -	\$ (76,646)	\$ -	\$ -	\$ (27,269)	\$ 303,572	\$ -	\$ -
Receipts:								
Local sources	-	-	561	-	-	110,745	-	-
Intermediate sources	-	-	-	-	-	-	-	-
State sources	-	-	-	-	-	-	-	-
Federal sources	-	153,255	540,233	66,168	91,106	181,230	-	-
Interfund loans	-	-	-	-	-	-	-	-
Other receipts	-	-	-	-	-	-	-	-
Total receipts	-	153,255	540,794	66,168	91,106	291,975	-	-
Disbursements:								
Instruction	-	-	-	66,168	63,837	644	-	9,922
Support services	-	76,609	602,648	-	-	242,857	-	-
Noninstructional services	-	-	-	-	-	-	-	-
Facilities acquisition and construction	-	-	-	-	-	-	-	-
Debt services	-	-	-	-	-	-	-	-
Nonprogrammed charges	-	-	-	-	-	-	-	-
Interfund loans	-	-	-	-	-	-	-	-
Total disbursements	-	76,609	602,648	66,168	63,837	243,501	-	9,922
Excess (deficiency) of receipts over disbursements	-	76,646	(61,854)	-	27,269	48,474	-	(9,922)
Other financing sources (uses):								
Proceeds of long-term debt	-	-	-	-	-	-	-	-
Sale of capital assets	-	-	-	-	-	-	-	-
Transfers in	-	-	-	-	-	-	-	-
Transfers out	-	-	-	-	-	-	-	-
Total other financing sources (uses)	-	-	-	-	-	-	-	-
Excess (deficiency) of receipts and other financing sources over disbursements and other financing uses	-	76,646	(61,854)	-	27,269	48,474	-	(9,922)
Cash and investments - ending	\$ -	\$ -	\$ (61,854)	\$ -	\$ -	\$ 352,046	\$ -	\$ (9,922)

ELKHART COMMUNITY SCHOOLS
 COMBINING SCHEDULE OF RECEIPTS, DISBURSEMENTS, OTHER FINANCING SOURCES (USES), AND CASH AND INVESTMENT BALANCES -
 REGULATORY BASIS
 For the Year Ended June 30, 2015
 (Continued)

	Other Federal Programs	Title II, Pt A, Impr Tch 12-13	Improving Teaching Quality, No Child Left, Title II, Part A	Title III - Language Instruction	Payroll	Petty Cash	Food Service Chage	Totals
Cash and investments - beginning	\$ (64,081)	\$ (1)	\$ (55,981)	\$ -	\$ 2,373,138	\$ -	\$ -	\$ 20,841,479
Receipts:								
Local sources	-	-	-	-	-	-	-	68,278,030
Intermediate sources	-	-	-	-	-	-	-	1,770
State sources	-	-	-	-	-	-	-	87,365,780
Federal sources	164,048	356,472	269,309	169,890	-	-	-	18,496,995
Interfund loans	-	-	-	-	-	-	-	25,323,000
Other receipts	-	-	-	-	76,264,253	1,000	4,260	76,291,056
Total receipts	164,048	356,472	269,309	169,890	76,264,253	1,000	4,260	275,756,631
Disbursements:								
Instruction	167,612	52	-	189,206	-	-	-	75,592,868
Support services	-	427,439	213,330	7,348	-	-	-	45,467,288
Noninstructional services	-	-	-	-	-	-	-	11,046,356
Facilities acquisition and construction	-	-	-	-	-	-	-	13,090,917
Debt services	-	-	-	-	-	-	-	17,026,398
Nonprogrammed charges	-	-	-	-	77,270,705	1,000	4,260	90,960,389
Interfund loans	-	-	-	-	-	-	-	25,323,000
Total disbursements	167,612	427,491	213,330	196,554	77,270,705	1,000	4,260	278,507,216
Excess (deficiency) of receipts over disbursements	(3,564)	(71,019)	55,979	(26,664)	(1,006,452)	-	-	(2,750,585)
Other financing sources (uses):								
Proceeds of long-term debt	-	-	-	-	-	-	-	18,623,525
Sale of capital assets	-	-	-	-	-	-	-	64,833
Transfers in	-	-	-	-	-	-	-	2,244,687
Transfers out	-	-	-	-	-	-	-	(2,244,687)
Total other financing sources (uses)	-	-	-	-	-	-	-	18,688,358
Excess (deficiency) of receipts and other financing sources over disbursements and other financing uses	(3,564)	(71,019)	55,979	(26,664)	(1,006,452)	-	-	15,937,773
Cash and investments - ending	\$ (67,645)	\$ (71,020)	\$ (2)	\$ (26,664)	\$ 1,366,686	\$ -	\$ -	\$ 36,779,252

(This page intentionally left blank.)

ELKHART COMMUNITY SCHOOLS
SCHEDULE OF LEASES AND DEBT
June 30, 2015

Lessor	Purpose	Annual Lease Payment	Lease Beginning Date	Lease Ending Date
Governmental activities:				
Elkhart Community School Building Corporation	To finance the cost of building improvements at Bristol School	\$ 1,483,000	1/12/1999	2/28/2017
Elkhart Community School Building Corporation	To finance the cost of building improvements at the Elkhart Area Career Center	1,117,450	3/13/2001	6/26/2020
Elkhart Community School Building Corporation	To finance the cost of building improvements at Beck School	1,259,000	1/16/2002	6/30/2021
Elkhart Community School Building Corporation	To finance the cost of building improvements at Hawthorne and Daly Schools	888,000	2/19/2003	6/30/2022
Elkhart Community School Building Corporation	To finance the cost of building improvements at Roosevelt School	1,222,000	10/15/2004	6/30/2024
Elkhart Community School Building Corporation	To finance the cost of building improvements at Riverview School	437,000	6/12/2006	12/31/2025
Elkhart Community School Building Corporation	To finance the cost of building improvements at Pinewood School	591,000	12/29/2006	12/31/2026
Elkhart Community School Building Corporation	To finance the cost of building improvements at various school locations (under the same lease already in place for high school improvements)	315,000	2/24/1998	8/31/2018
Elkhart Community School Building Corporation	To finance the cost of building improvements at various school locations (under the same lease already in place for high school improvements)	362,000	2/24/1998	8/31/2018
Elkhart Community School Building Corporation	To finance the cost of building improvements at various school locations (under the same lease already in place for high school improvements)	309,000	2/24/1998	8/31/2018
Elkhart Community School Building Corporation	To finance the cost of improvements at various school locations as authorized under a referendum approved in May 2014 (bonds sold in December 2014)	346,500	8/26/2014	12/31/2033
Elkhart Community School Building Corporation	To finance the cost of improvements at various school locations as authorized under a referendum approved in May 2014 (bonds sold in January 2015)	<u>346,500</u>	8/26/2014	12/31/2033
Total governmental activities		<u>8,676,450</u>		
Total of annual lease payments		<u>\$ 8,676,450</u>		

Type	Description of Debt Purpose	Ending Principal Balance	Principal and Interest Due Within One Year
Governmental activities:			
General obligation bonds	To fund the buyout of retirement benefits for certified and administrative staff.	\$ 29,745,000	\$ 2,979,495
Notes and loans payable	Common School Fund loan to finance technology purchases (CSF 1492)	79,812	53,873
Notes and loans payable	Common School Fund loan to finance technology purchases (CSF 1536)	585,377	239,419
Notes and loans payable	Common School Fund loan to finance technology purchases (CSF 1567)	131,350	53,722
Notes and loans payable	Common School Fund loan to finance technology purchases (CSF 1614)	808,500	238,750
Notes and loans payable	Common School Fund loan to finance technology purchases (CSF 1660)	173,789	51,268
Notes and loans payable	Common School Fund loan to finance technology purchases	183,141	54,027
Notes and loans payable	Common School Fund Loan to finance technology purchases	<u>26,266</u>	<u>26,397</u>
Total governmental activities		<u>31,733,235</u>	<u>3,696,951</u>
Totals		<u>\$ 31,733,235</u>	<u>\$ 3,696,951</u>

(This page intentionally left blank.)

SUPPLEMENTAL AUDIT OF
FEDERAL AWARDS



STATE OF INDIANA
AN EQUAL OPPORTUNITY EMPLOYER

STATE BOARD OF ACCOUNTS
302 WEST WASHINGTON STREET
ROOM E418
INDIANAPOLIS, INDIANA 46204-2769

Telephone: (317) 232-2513
Fax: (317) 232-4711
Web Site: www.in.gov/sboa

INDEPENDENT AUDITOR'S REPORT ON COMPLIANCE FOR EACH MAJOR FEDERAL
PROGRAM AND ON INTERNAL CONTROL OVER COMPLIANCE

TO: THE OFFICIALS OF THE ELKHART COMMUNITY SCHOOLS, ELKHART COUNTY, INDIANA

Report on Compliance for Each Major Federal Program

We have audited the Elkhart Community Schools' (School Corporation) compliance with the types of compliance requirements described in the *U.S. Office of Management and Budget (OMB) Circular A-133 Compliance Supplement* that could have a direct and material effect on each of its major federal programs for the period of July 1, 2013 to June 30, 2015. The School Corporation's major federal programs are identified in the Summary of Auditor's Results section of the accompanying Schedule of Findings and Questioned Costs.

Management's Responsibility

Management is responsible for compliance with the requirements of laws, regulations, contracts, and grants applicable to its federal programs.

Auditor's Responsibility

Our responsibility is to express an opinion on compliance for each of the School Corporation's major federal programs based on our audit of the types of compliance requirements referred to above. We conducted our audit of compliance in accordance with auditing standards generally accepted in the United States of America; the standards applicable to financial audits contained in *Government Auditing Standards*, issued by the Comptroller General of the United States; and OMB Circular A-133, *Audits of States, Local Governments, and Non-Profit Organizations*. Those standards and OMB Circular A-133 require that we plan and perform the audit to obtain reasonable assurance about whether noncompliance with the types of compliance requirements referred to above that could have a direct and material effect on a major federal program occurred. An audit includes examining, on a test basis, evidence about the School Corporation's compliance with those requirements and performing such other procedures as we considered necessary in the circumstances.

We believe that our audit provides a reasonable basis for our opinion on compliance for each major federal program. However, our audit does not provide a legal determination of the School Corporation's compliance.

Opinion on Each Major Federal Program

In our opinion, the School Corporation complied, in all material respects, with the types of compliance requirements referred to above that could have a direct and material effect on each of its major federal programs for the period of July 1, 2013 to June 30, 2015.

INDEPENDENT AUDITOR'S REPORT ON COMPLIANCE FOR EACH MAJOR FEDERAL
PROGRAM AND ON INTERNAL CONTROL OVER COMPLIANCE
(Continued)

Other Matters

The results of our auditing procedures disclosed instances of noncompliance, which are required to be reported in accordance with OMB Circular A-133 and which are described in the accompanying Schedule of Findings and Questioned Costs as items 2015-003, 2015-004, and 2015-005. Our opinion on each major federal program is not modified with respect to these matters.

The School Corporation's response to the noncompliance findings identified in our audit is described in the accompanying Corrective Action Plan. The School Corporation's response was not subjected to the auditing procedures applied in the audit of compliance and, accordingly, we express no opinion on the response.

Report on Internal Control over Compliance


Management of the School Corporation is responsible for establishing and maintaining effective internal control over compliance with the types of compliance requirements referred to above. In planning and performing our audit of compliance, we considered the School Corporation's internal control over compliance with the types of requirements that could have a direct and material effect on each major federal program to determine the auditing procedures that are appropriate in the circumstances for the purpose of expressing our opinion on compliance for each major federal program and to test and report on internal control over compliance in accordance with OMB Circular A-133, but not for the purpose of expressing an opinion on the effectiveness of internal control over compliance. Accordingly, we do not express an opinion on the effectiveness of the School Corporation's internal control over compliance.

Our consideration of internal control over compliance was for the limited purpose described in the preceding paragraph and was not designed to identify all deficiencies in internal control over compliance that might be material weaknesses or significant deficiencies and, therefore, material weaknesses or significant deficiencies may exist that were not identified. However, as discussed below, we identified certain deficiencies in internal control over compliance that we consider to be material weaknesses.

A deficiency in internal control over compliance exists when the design or operation of a control over compliance does not allow management or employees, in the normal course of performing their assigned functions, to prevent, or detect and correct, noncompliance with a type of compliance requirement of a federal program on a timely basis. A material weakness in internal control over compliance is a deficiency, or a combination of deficiencies, in internal control over compliance, such that there is a reasonable possibility that material noncompliance with a type of compliance requirement of a federal program will not be prevented, or detected and corrected, on a timely basis. We consider the deficiencies in internal control over compliance described in the accompanying Schedule of Findings and Questioned Costs as items 2015-003, 2015-004, and 2015-005 to be material weaknesses.

The School Corporation's response to the internal control over compliance findings identified in our audit is described in the accompanying Corrective Action Plan. The School Corporation's response was not subjected to the auditing procedures applied in the audit of compliance and, accordingly, we express no opinion on the response.

The purpose of this report on internal control over compliance is solely to describe the scope of our testing of internal control over compliance and the results of that testing based on the requirements of OMB Circular A-133. Accordingly, this report is not suitable for any other purpose.


Paul D. Joyce, CPA
State Examiner

May 15, 2017

(This page intentionally left blank.)

SCHEDULE OF EXPENDITURES OF FEDERAL AWARDS AND ACCOMPANYING NOTES

The Schedule of Expenditures of Federal Awards and accompanying notes presented were approved by management of the School Corporation. The schedule and notes are presented as intended by the School Corporation.

ELKHART COMMUNITY SCHOOLS
SCHEDULE OF EXPENDITURES OF FEDERAL AWARDS
For the Years Ended June 30, 2014 and 2015

Federal Grantor Agency Cluster Title/Program Title/Project Title	Pass-Through Entity or Direct Grant	Federal CFDA Number	Pass-Through Entity (or Other) Identifying Number	Pass-Through To Subrecipient 06-30-14	Total Federal Awards Expended 06-30-14	Pass-Through To Subrecipient 06-30-15	Total Federal Awards Expended 06-30-15
U.S. DEPARTMENT OF AGRICULTURE							
Child Nutrition Cluster	Indiana Department of Education						
School Breakfast Program		10.553	FY13/14, FY14/15	\$ -	\$ 1,279,486	\$ -	\$ 1,416,047
National School Lunch Program		10.555	FY13/14, FY14/15	-	4,581,379	-	4,926,683
National School Lunch Program - Commodities		10.555	FY13/14, FY14/15	-	429,141	-	445,600
Summer Food Service Program for Children		10.559	FY13/14, FY14/15	-	193,917	-	189,419
Total - Child Nutrition Cluster				-	6,483,923	-	6,977,749
Child and Adult Care Food Program	Indiana Department of Education	10.558	FY13/14, FY14/15	-	56,145	-	80,193
Fresh Fruit and Vegetable Program	Indiana Department of Education	10.582	FY13/14, FY14/15	-	235,825	-	203,883
Total - U.S. Department of Agriculture				-	6,775,893	-	7,261,825
U.S. DEPARTMENT OF EDUCATION							
Title I Grants to Local Educational Agencies	Indiana Department of Education	84.010	13-2305	-	1,595,796	-	-
			14-2305	-	2,508,678	-	2,698,614
			15-2305	-	-	-	2,744,569
			152305-School Improvement	-	-	-	4,000
Total - Title I Grants to Local Educational Agencies				-	4,104,474	-	5,447,183
Special Education Cluster (IDEA)	Indiana Department of Education	84.027	14213-015-PN01	-	473,146	-	-
Special Education_Grants to States			14214-015-PN01	-	2,590,522	-	546,338
			14215-015-PN01	-	-	-	2,673,146
			Impr Award 2013	-	69,843	-	-
			Assistive Technology 99914-015-TA01	-	64,764	-	2,543
Total - Special Education_Grants to States				-	3,198,275	-	3,222,027
Special Education_Preschool Grants	Indiana Department of Education	84.173	45712-015-PN01	-	26,386	-	-
			45713-015-PN01	-	29,989	-	17,162
			45714-015-PN01	-	67,922	-	34,774
			45715-015-PN01	-	-	-	65,558
Total - Special Education_Preschool Grants				-	124,297	-	117,494
Total - Special Education Cluster (IDEA)				-	3,322,572	-	3,339,521
Adult Education - Basic Grants to States	Indiana Department of Education	84.002	EDS C1-3-AE-2-121	-	9,277	-	-
			C1-4-AE-3-121	-	-	-	3,657
			C1-5-AE-4-121	-	-	-	4,231
			AEIN-2-121	-	11,479	-	-
			C1-3-AE-2-121	-	51,234	-	-
			C1-3-ELC-2-121	-	10,295	-	-
			C1-4-ELC-3-121	-	64,941	-	5,760
			C1-5-ELC-4-121	-	-	-	92,280
Total - Adult Education - Basic Grants to States				-	147,226	-	105,928

The accompanying notes are an integral part of the Schedule of Expenditures of Federal Awards.

ELKHART COMMUNITY SCHOOLS
SCHEDULE OF EXPENDITURES OF FEDERAL AWARDS
For the Years Ended June 30, 2014 and 2015
(Continued)

Federal Grantor Agency Cluster Title/Program Title/Project Title	Pass-Through Entity or Direct Grant	Federal CFDA Number	Pass-Through Entity (or Other) Identifying Number	Pass-Through To Subrecipient 06-30-14	Total Federal Awards Expended 06-30-14	Pass-Through To Subrecipient 06-30-15	Total Federal Awards Expended 06-30-15
<u>U.S. DEPARTMENT OF EDUCATION (continued)</u>							
Career and Technical Education -- Basic Grants to States	Indiana Department of Education	84.048	13-4700-2305 2013-14 13-4700-2305 2014-15 14-4700-2305	- - -	158,693 658,493 -	- - -	- 153,255 540,233
Total - Career and Technical Education -- Basic Grants to States				-	817,186	-	693,488
Twenty-First Century Community Learning Centers	Indiana Department of Education	84.287	12-13 13-14 14-15	- - -	22,754 232,982 -	- - -	- 60,944 103,104
Total - Twenty-First Century Community Learning Centers				-	255,736	-	164,048
English Language Acquisition State Grants	Indiana Department of Education	84.365	01112-019-PN01 01113-019-PN01 01114-020-PN01 01115-022-PN01	- - - -	1,918 121,063 247,409 -	- - - -	- 66,168 91,106 169,890
Total - English Language Acquisition Grants				-	370,390	-	327,164
Mathematics and Science Partnerships	Indiana Department of Education	84.366	FY13 FY14 FY15	- - -	20,506 - -	- - -	- 122,245 58,606
Total - Mathematics and Science Partnerships				-	20,506	-	180,851
Improving Teacher Quality State Grants	Indiana Department of Education	84.367	FY2013 FY2012 FY2011	- - -	- 345,089 136,396	- - -	356,472 269,309 -
Total - Improving Teacher Quality State Grants				-	481,485	-	625,781
Total - U.S. Department of Education				-	9,519,575	-	10,883,964
<u>U.S. DEPARTMENT OF HEALTH AND HUMAN SERVICES</u>							
Substance Abuse and Mental Health Services_Projects of Regional and National Significance	Direct	93.243	H79 SM091844-01	-	-	-	30,302
Total - U.S. Department of Health And Human Services				-	-	-	-
Total federal awards expended				\$ -	\$ 16,295,468	\$ -	\$ 18,176,091

The accompanying notes are an integral part of the Schedule of Expenditures of Federal Awards.

ELKHART COMMUNITY SCHOOLS
NOTES TO SCHEDULE OF EXPENDITURES OF FEDERAL AWARDS

Note 1. Basis of Presentation

The accompanying Schedule of Expenditures of Federal Awards (SEFA) includes the federal grant activity of the School Corporation under programs of the federal government for the years ended June 30, 2014 and 2015. The information in the SEFA is presented in accordance with the requirements of the Office of Management and Budget (OMB) Circular A-133, *Audits of States, Local Governments, and Non-Profit Organizations*. Because the SEFA presents only a select portion of the operations of the School Corporation, it is not intended to and does not present the financial position of the School Corporation.

Circular A-133 requires an annual audit of nonfederal entities expending a total amount of federal awards equal to or in excess of \$500,000 in any fiscal year unless by constitution or statute a less frequent audit is required. In accordance with Indiana Code (IC 5-11-1-25), audits of school corporations shall be conducted biennially. Such audits shall include both years within the biennial period.

Note 2. Summary of Significant Accounting Policies

Expenditures reported on the SEFA are reported on the cash basis of accounting. Such expenditures are recognized following, as applicable, either the cost principles in OMB Circular A-87, *Cost Principles for State, Local, and Indian Tribal Governments*, or the cost principles contained in Title 2 U.S. Code of Federal Regulations Part 200, *Uniform Administrative Requirements, Cost Principles, and Audit Requirements for Federal Awards*, wherein certain types of expenditures are not allowed or are limited as to reimbursement. When federal grants are received on a reimbursement basis, the federal awards are considered expended when the reimbursement is received.

ELKHART COMMUNITY SCHOOLS
SCHEDULE OF FINDINGS AND QUESTIONED COSTS

Section I - Summary of Auditor's Results

Financial Statement:

Type of auditor's report issued:	Adverse as to GAAP; Unmodified as to Regulatory Basis
Internal control over financial reporting:	
Material weaknesses identified?	yes
Significant deficiencies identified?	none reported
Noncompliance material to financial statement noted?	yes

Federal Awards:

Internal control over major programs:	
Material weaknesses identified?	yes
Significant deficiencies identified?	none reported
Type of auditor's report issued on compliance for major programs:	Unmodified
Any audit findings disclosed that are required to be reported in accordance with section .510(a) of OMB Circular A-133?	yes

Identification of Major Programs:

CFDA Number	Name of Federal Program or Cluster
	Child Nutrition Cluster
84.010	Title I Grants to Local Educational Agencies
84.048	Career and Technical Education -- Basic Grants to States
84.367	Improving Teacher Quality State Grants

Dollar threshold used to distinguish between Type A and Type B programs: \$1,034,147

Auditee qualified as low-risk auditee?	no
--	----

Section II - Financial Statement Findings

FINDING 2015-001 - INTERNAL CONTROLS OVER FINANCIAL TRANSACTIONS AND REPORTING

Condition

There were several deficiencies in the internal control system of the School Corporation related to financial transactions and reporting.

Lack of Segregation of Duties: The School Corporation had not separated incompatible activities related to payroll transactions and the cash reconciliation process.

ELKHART COMMUNITY SCHOOLS
SCHEDULE OF FINDINGS AND QUESTIONED COSTS
(Continued)

Payroll

For salaried employees hired at the beginning of the school year, payroll rates were generated by Human Resource, uploaded by the IT Department into the payroll system, and then verified by the Payroll Department. For any salaried employee hired after that time, the rates were provided by Human Resource to the Payroll Department and then entered into the payroll system without any oversight or review.

Cash Reconciliation Process

For two of the three bank reconciliements, there was no evidence to indicate that the bank reconciliements were being reviewed by anyone. There was no evidence of a follow up or review on variances identified in the June 30, 2015 reconciliation.

Criteria

The Indiana State Board of Accounts (SBOA) is required under Indiana Code 5-11-1-27(e) to define the acceptable minimum level of internal control standards. To provide clarifying guidance, the State Examiner compiled the standards contained in the manual, *Uniform Internal Control Standards for Indiana Political Subdivisions*. All political subdivisions subject to audit by SBOA are expected to adhere to these standards. The standards include adequate control activities. According to this manual:

"Control activities are the actions and tools established through policies and procedures that help to detect, prevent, or reduce the identified risks that interfere with the achievement of objectives. Detection activities are designed to identify unfavorable events in a timely manner whereas prevention activities are designed to deter the occurrence of an unfavorable event. Examples of these activities include reconciliations, authorizations, approval processes, performance reviews, and verification processes.

An integral part of the control activity component is segregation of duties. . . .

There is an expectation of segregation of duties. If compensating controls are necessary, documentation should exist to identify both the areas where segregation of duties are not feasible or practical and the compensating controls implemented to mitigate the risk. . . ."

Cause

Management of the School Corporation had not established a proper system of internal control.

Effect

The failure to establish controls could have enabled material misstatements or irregularities to remain undetected.

Views of Responsible Officials

For the views of responsible officials, refer to the Corrective Action Plan that is part of this report.

ELKHART COMMUNITY SCHOOLS
SCHEDULE OF FINDINGS AND QUESTIONED COSTS
(Continued)

**FINDING 2015-002 - PREPARATION OF THE SCHEDULE
OF EXPENDITURES OF FEDERAL AWARDS**

Condition

The School Corporation did not have a proper system of internal control in place to prevent, or detect and correct, errors on the Schedule of Expenditures of Federal Awards (SEFA).

The federal expenditures reported on the SEFA contained the following materially errors:

1. Adult Education - Basic Grants to States program expenditures were overstated for the fiscal years ended June 30, 2014 and 2015, by \$480,340 and \$593,146, respectively.
2. Child and Adult Care Food Program expenditures were overstated for the fiscal years ended June 30, 2014 and 2015, by \$618,248 and \$756,586, respectively, and National School Lunch Program expenditures were understated by the same amounts. The error on the SEFA was due to the misclassification of expenditures for the School Corporation's snack program, which is part of the National School Lunch Program and not part of the Child and Adult Care Food Program.

Audit adjustments were proposed, accepted by the School Corporation, and made to the SEFA.

Criteria

The Indiana State Board of Accounts (SBOA) is required under Indiana Code 5-11-1-27(e) to define the acceptable minimum level of internal control standards. To provide clarifying guidance, the State Examiner compiled the standards contained in the manual, *Uniform Internal Control Standards for Indiana Political Subdivisions*. All political subdivisions subject to audit by SBOA are expected to adhere to these standards. The standards include adequate control activities. According to this manual:

"Control activities are the actions and tools established through policies and procedures that help to detect, prevent, or reduce the identified risks that interfere with the achievement of objectives. Detection activities are designed to identify unfavorable events in a timely manner whereas prevention activities are designed to deter the occurrence of an unfavorable event. Examples of these activities include reconciliations, authorizations, approval processes, performance reviews, and verification processes.

An integral part of the control activity component is segregation of duties. . . .

There is an expectation of segregation of duties. If compensating controls are necessary, documentation should exist to identify both the areas where segregation of duties are not feasible or practical and the compensating controls implemented to mitigate the risk. . . ."

OMB Circular A-133, Subpart C, section .300 states in part: "The auditee shall: . . . (d) Prepare appropriate financial statements, including the schedule of expenditures of Federal Awards in accordance with section.310. . . ."

ELKHART COMMUNITY SCHOOLS
SCHEDULE OF FINDINGS AND QUESTIONED COSTS
(Continued)

OMB Circular A-133, Subpart C, section .310(b) states:

"Schedule of expenditures of Federal awards. The auditee shall also prepare a schedule of expenditures of Federal awards for the period covered by the auditee's financial statements. While not required, the auditee may choose to provide information requested by Federal awarding agencies and pass-through entities to make the schedule easier to use. For example, when a Federal program has multiple award years, the auditee may list the amount of Federal awards expended for each award year separately. At a minimum, the schedule shall:

- (1) List individual Federal programs by Federal agency. For Federal programs included in a cluster of programs, list individual Federal programs within a cluster of programs. For R&D, total Federal awards expended shall be shown either by individual award or by Federal agency and major subdivision within the Federal agency. For example, the National Institutes of Health is a major subdivision in the Department of Health and Human Services.
- (2) For Federal awards received as a subrecipient, the name of the pass-through entity and identifying number assigned by the pass-through entity shall be included.
- (3) Provide total Federal awards expended for each individual Federal program and the CFDA number or other identifying number when the CFDA information is not available.
- (4) Include notes that describe the significant accounting policies used in preparing the schedule.
- (5) To the extent practical, pass-through entities should identify in the schedule the total amount provided to subrecipients from each Federal program.
- (6) Include, in either the schedule or a note to the schedule, the value of the Federal awards expended in the form of non-cash assistance, the amount of insurance in effect during the year, and loans or loan guarantees outstanding at year end. While not required, it is preferable to present this information in the schedule."

Cause

Management had not established a system of internal control that would have ensured proper reporting of the SEFA.

Effect

Without a proper system of internal control in place that operated effectively, material misstatements of the SEFA remained undetected. The SEFA contained the errors identified in the *Condition*.

Views of Responsible Officials

For the views of responsible officials, refer to the Corrective Action Plan that is part of this report.

ELKHART COMMUNITY SCHOOLS
SCHEDULE OF FINDINGS AND QUESTIONED COSTS
(Continued)

Section III - Federal Award Findings and Questioned Costs

FINDING 2015-003 - SUSPENSION AND DEBARMENT

Federal Agencies: U.S. Department of Agriculture, U.S. Department of Education
Federal Programs: School Breakfast Program, National School Lunch Program,
Summer Food Service Program for Children, Title I Grants to Local Educational
Agencies, Career and Technical Education -- Basic Grants to States
CFDA Numbers: 10.553, 10.555, 10.559, 84.010, 84.048
Federal Award Numbers and Years (or Other Identifying Numbers): FY 13/14, FY 14/15, 13-2305,
14-2305, 15-2305, 13-4700-2305,
2013-14 13-4700-2305,
2014-15 14-4700-2305

Pass-Through Entity: Indiana Department of Education

Condition

An effective internal control system was not in place at the School Corporation in order to ensure compliance with the Suspension and Debarment requirements related to the grant agreements.

The School Corporation failed to comply with the Suspension and Debarment requirements. The School Corporation had made purchases from various vendors that were paid with grant funds and no procedures were performed to ensure that these vendors were neither suspended nor debarred from conducting business with the federal government.

Context

This applied throughout the audit period and for several different grants.

Criteria

OMB Circular A-133, Subpart C, section .300 states in part:

"The auditee shall: . . . (b) Maintain internal control over Federal programs that provides reasonable assurance that the auditee is managing Federal awards in compliance with laws, regulations, and the provisions of contracts or grant agreements that could have a material effect on each of its Federal programs. . . ."

2 CFR 180.300 states:

"When you enter into a covered transaction with another person at the next lower tier, you must verify that the person with whom you intend to do business is not excluded or disqualified. You do this by:

- (a) Checking the SAM Exclusions; or
- (b) Collecting a certification from that person; or
- (c) Adding a clause or condition to the covered transaction with that person."

ELKHART COMMUNITY SCHOOLS
SCHEDULE OF FINDINGS AND QUESTIONED COSTS
(Continued)

Cause

Management had not developed a system of internal controls that segregated key functions.

Effect

The failure to establish effective internal controls enabled material noncompliance to go undetected which could have resulted in the loss of federal funds to the School Corporation.

Questioned Costs

There were no questioned costs identified.

Recommendation

We recommended that the School Corporation's management establish controls to ensure compliance and to comply with the Suspension and Debarment requirements of the programs.

Views of Responsible Officials

For the views of responsible officials, refer to the Corrective Action Plan that is part of this report.

FINDING 2015-004 - PERIOD OF AVAILABILITY

Federal Agency: U.S. Department of Education

Federal Program: Career and Technical Education -- Basic Grants to States

CFDA Number: 84.048

Federal Award Numbers and Years (or Other Identifying Numbers): 13-4700-2305,
2013-14 13-4700-2305,
2014-15 14-4700-2305

Pass-Through Entity: Indiana Department of Education

Condition

An effective internal control system was not in place at the School Corporation in order to ensure compliance with the Period of Availability requirements related to the grant agreement. Payments were approved for services that were not obligated during the Period of Availability.

Context

This was systemic and applied throughout the audit period.

Criteria

OMB Circular A-133, Subpart C, section .300 states in part:

"The auditee shall: . . . (b) Maintain internal control over Federal programs that provides reasonable assurance that the auditee is managing Federal awards in compliance with laws, regulations, and the provisions of contracts or grant agreements that could have a material effect on each of its Federal programs. . . ."

ELKHART COMMUNITY SCHOOLS
SCHEDULE OF FINDINGS AND QUESTIONED COSTS
(Continued)

2 CFR 200.309 states:

"A non-Federal entity may charge to the Federal award only allowable costs incurred during the period of performance and any costs incurred before the Federal awarding agency or pass-through entity made the Federal award that were authorized by the Federal awarding agency or pass-through entity."

Cause

Management had not developed a system of internal controls that segregated key functions.

Effect

The failure to establish effective internal control enabled material noncompliance to go undetected which could have resulted in the loss of federal funds to the School Corporation.

Questioned Costs

There were questioned costs totaling \$14,380 which consisted of known questioned costs totaling \$10,565 and projected likely questioned cost of \$3,815 related to the Period of Availability compliance requirement.

Disbursements totaling \$3,247 from Federal Award Number 13-4700-2305 ending June 30, 2013, were obligated after the period of availability. Known disbursements totaling \$7,318 and projected likely known disbursements of \$3,815 from Federal Award Number 2013-14 13-4700-2305 ending June 30, 2014, were obligated after the period of availability.

Recommendation

We recommended that the School Corporation's management establish controls to ensure compliance and to comply with the applicable Period of Availability requirements of the programs.

Views of Responsible Officials

For the views of responsible officials, refer to the Corrective Action Plan that is part of this report.

FINDING 2015-005 - SPECIAL TESTS AND PROVISIONS

Federal Agency: U.S. Department of Education
Federal Program: Title I Grants to Local Educational Agencies
CFDA Number: 84.010
Federal Award Numbers and Years (or Other Identifying Numbers): 13-2305, 14-2305, 15-2305
Pass-Through Entity: Indiana Department of Education

Condition

An effective internal control system was not in place at the School Corporation in order to ensure compliance with Special Tests and Provisions - Annual Report Card, High School Graduation Rate requirements related to the grant agreements.

ELKHART COMMUNITY SCHOOLS
SCHEDULE OF FINDINGS AND QUESTIONED COSTS
(Continued)

The School Corporation was unable to provide sufficient supporting documentation for 12 of the 25 students tested. Of the students tested, 2 did not have documentation of the oversight or approval for removing the student from the Graduation Cohort Status Reports.

Context

This was systemic throughout the audit period.

Criteria

OMB Circular A-133, Subpart C, section .300 states in part:

"The auditee shall: . . . (b) Maintain internal control over Federal programs that provides reasonable assurance that the auditee is managing Federal awards in compliance with laws, regulations, and the provisions of contracts or grant agreements that could have a material effect on each of its Federal programs. . . ."

34 CFR 200.19(b) states in part:

"*High schools*—(1) *Graduation rate*. Consistent with paragraphs (b)(4) and (b)(5) of this section regarding reporting and determining AYP, respectively, each State must calculate a graduation rate, defined as follows, for all public high schools in the State:

(i)(A) A State must calculate a 'four-year adjusted cohort graduation rate,' defined as the number of students who graduate in four years with a regular high school diploma divided by the number of students who form the adjusted cohort for that graduating class . . .

(ii) The term 'adjusted cohort' means the students who enter grade 9 (or the earliest high school grade) and any students who transfer into the cohort in grades 9 through 12 minus any students removed from the cohort.

(A) The term 'students who transfer into the cohort' means the students who enroll after the beginning of the entering cohort's first year in high school, up to and including in grade 12.

(B) To remove a student from the cohort, a school or LEA must confirm in writing that the student transferred out, emigrated to another country, or is deceased.

(1) To confirm that a student transferred out, the school or LEA must have official written documentation that the student enrolled in another school or in an educational program that culminates in the award of a regular high school diploma.

(2) A student who is retained in grade, enrolls in a General Educational Development (GED) program, or leaves school for any other reason may not be counted as having transferred out for the purpose of calculating graduation rate and must remain in the adjusted cohort. . . ."

Cause

Management had not developed a system of internal controls that segregated key functions.

ELKHART COMMUNITY SCHOOLS
SCHEDULE OF FINDINGS AND QUESTIONED COSTS
(Continued)

Effect

The failure to establish effective internal controls enabled material noncompliance to go undetected which could have resulted in the loss of federal funds to the School Corporation.

Questioned Costs

There were no questioned costs identified.

Recommendation

We recommended that the School Corporation's management establish controls to ensure compliance and to comply with the Special Tests and Provisions requirements of the program.

Views of Responsible Officials

For the views of responsible officials, refer to the Corrective Action Plan that is part of this report.

(This page intentionally left blank.)

AUDITEE-PREPARED DOCUMENTS

The subsequent documents were provided by management of the School Corporation. The documents are presented as intended by the School Corporation.



FOOD SERVICES

1135 KENT STREET • ELKHART, IN 46514
PHONE: 574-262-5551



ELKHART COMMUNITY SCHOOLS

J.C. RICE EDUCATIONAL SERVICES CENTER
2720 CALIFORNIA ROAD • ELKHART, IN 46514
PHONE: 574-262-5500

SUMMARY SCHEDULE OF PRIOR AUDIT FINDINGS

FINDING 2013-2 - INTERNAL CONTROLS OVER COMPLIANCE REQUIREMENTS FOR THE CHILD NUTRITION CLUSTER

Fiscal year in which the finding initially occurred: FY12 and FY13

Pass-Through Entity: Indiana Department of Education

Contact Person Responsible for Corrective Action: Pam Melcher

Contact Phone Number: 574-262-5523

Status of Audit Finding:

Diana compiles the information for the monthly reimbursement claim. Pam and Diana together compare the reimbursement excel sheet with the state claim. Both Pam and Diana then sign the reimbursement excel sheet print out.

(Signature)[jc1]

Pamela Melcher

Food Service Director

(Title)

March 23, 2017

(Date)

(Note to Officials: To determine what audit findings are required to be reported in the Summary Schedule of Prior Audit Findings, please see U.S. Office of Management and Budget (OMB), Circular A-133, Subpart C, section .315(b) for audit periods beginning before December 26, 2014. For audit periods beginning after December 26, 2014, please see 2 CFR §200.511(b).)

[jc1] A signature is not required but can be included.





SUMMARY SCHEDULE OF PRIOR AUDIT FINDINGS

FINDING 2013-3 – PERIOD OVER AVAILABILITY – QUESTIONED COSTS

Fiscal year in which the finding initially occurred: 2011-2012, 2012-2013

Pass-Through Entity, if pass-through or Federal Grantor Agency, if direct: Indiana Department of Education

Contact Person Responsible for Corrective Action: David R. Benak, Ed.D.
Contact Phone Number: (574) 262-5670

Status of Audit Finding:

Regarding "Period Over Availability" issue, the internal control system has established an internal deadline within the Career and Technical school for any Perkins Grant expenditures so that all Perkins Grant expenses can be resolved by the grant deadline. The director works closely with the secretary to ensure that all requests for expenditures, including receipt of all invoices, fall within the grant period utilizing the following process. All purchase requests are originated by the director's secretary. The director reviews and approves all purchase requests. Upon receipt of a signed purchase request, the business department will process the purchase order. All paperwork returns to the director's secretary for the director to track and verify delivery and approve payment.

David R Benak
(Signature)

Director
(Title)

3/27/12
(Date)



SUMMARY SCHEDULE OF PRIOR AUDIT FINDINGS

FINDING 2013-4 – SUB RECIPIENT – COMMUNICATION OF FEDERAL INFORMATION TO SUB RECIPIENTS

Fiscal year in which the finding initially occurred: 2011-2012, 2012-2013

Pass-Through Entity, if pass-through or Federal Grantor Agency, if direct: Indiana Department of Education

Contact Person Responsible for Corrective Action: David R. Benak, Ed.D.
Contact Phone Number: (574) 262-5670

Status of Audit Finding:

Regarding "Sub recipient – Communication of Federal Information to Sub recipients" issue, there are no longer any sub recipients to the grant. The grant recipient utilizes Perkins funding to support educational services and programming at the established career center of the regional career and technical education district. The career center provides capstone programming for all of the schools in the CTE district.

David R Benak
(Signature)

Director
(Title)

3/27/17
(Date)



SUMMARY SCHEDULE OF PRIOR AUDIT FINDINGS

FINDING 2013-5 – INTERNAL CONTROLS OVER COMPLIANCE REQUIREMENTS THAT HAVE A DIRECT AND MATERIAL EFFECT TO CAREER AND TECHNICAL EDUCATION – BASIC GRANTS TO STATES

Fiscal year in which the finding initially occurred: 2011-2012, 2012-2013

Pass-Through Entity, if pass-through or Federal Grantor Agency, if direct: Indiana Department of Education

Contact Person Responsible for Corrective Action: David R. Benak, Ed.D.

Contact Phone Number: (574) 262-5670

Status of Audit Finding:

Regarding "Internal Controls Over Compliance Requirement" issue, all purchase requests are originated by the director's secretary. The Director of the Elkhart Area Career Center then reviews all requests for purchases for supplies and equipment prior to being submitted to the school corporations for processing. The review and authorization are denoted by the director's signature. Upon receipt of a signed purchase request, the business department will process the purchase order. All paperwork returns to the director's secretary for the director to track and verify delivery and approve payment. Please note, purchases cannot be made without the signature of the director on the request form.

David R Benak
(Signature)

Director
(Title)

3/27/17
(Date)



CORRECTIVE ACTION PLAN 2013-15 AUDIT RESPONSE

FINDING 2015-001 - INTERNAL CONTROLS OVER FINANCIAL TRANSACTIONS AND REPORTING

Contact Person Responsible for Corrective Action Plan: Kevin Scott and Cheryl
Waggoner

Contact Phone Number: 574-262-5563

Lack of Segregation of Duties - Payroll

Elkhart Schools will establish an oversight process to review the rates implemented for salaried employees hired after the beginning of the school year. The new process will have the Human Resources Executive Assistant input salaries into the Low Associates personnel software system which in turn allows the system to edit check the amount entered by the Business Department Certified Payroll Secretary. A green checkmark should appear to confirm agreement on the contract amount to be paid.

Anticipated Completion Date: June 2017


Contact Person Responsible for Corrective Action Plan: Kevin Scott

Contact Phone Number: 574-262-5563

Cash Reconciliation Process

Elkhart Schools will ensure a process is in place for the preparation of reconciliations in each respective area by a staff member followed by review and approval by the appropriate related administrator. As noted for School Lunch the reconciliation will be prepared by the Bookkeeper and approved by the Director. Textbook rental will be reconciled by the Business Office Purchasing Clerk and approved by the Director of Business Operations. The Corporation bank reconciliation is prepared by the Corporation Controller and approved by the Chief Financial Officer.

Anticipated Completion Date: August 2017





FINDING 2015-002 - PREPARATION OF THE SCHEDULE OF EXPENDITURES OF FEDERAL AWARDS

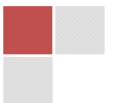
Contact Person Responsible for Corrective Action Plan: Deb Shoup

Contact Phone Number: 574-262-5537

In regard to the overstatement of CFDA #84.002, Elkhart Schools was ill informed by the state as to when federal grant monies funding this CFDA were eliminated and state monies took their place. We would look for an improvement in communication from the state in the grant approval paperwork to identify transitions from federal funding to state funding. At the local level, a review process has been put in place to ensure that money received and expended is shown under the correct CFDA number. This will be done by the Food and Nutrition Services bookkeeper and verified by the Supervisor of Accounting, Audits and Investments.

The overstatement of CFDA #10.558 which included money that should have been recorded under CFDA #10.555 has already been corrected by the school. A review process has been put in place to make sure that money received is shown under the correct CFDA number. This is done by the Supervisor of Accounting, Audits and Investments and reviewed by the Corporation Controller.

Anticipated Completion Date: April 2017





FINDING 2015-003 - SUSPENSION AND DEBARMENT

Contact Person Responsible for Corrective Action Plan: Pam Melcher

Contact Phone Number: 574-262-5523

The auditors finding that we did not comply with rules regarding suspension and debarment has been corrected. Elkhart Schools will now include language in its contracts that specifies that vendors being used affirm they are not subject to a suspension or debarment by the federal government. Food and Nutrition office staff members have been trained on accessing and use of the website that is used to verify companies for suspension and debarment from federal contracts. The office secretary and Director are looking up companies who are new vendors or part of the bid process on the website and the Bid and Commodity Coordinator is signing off on the results. The log will be kept for future proof and reference.

Anticipated Completion Date: June 2017

FINDING 2015-004 - PERIOD OF AVAILABILITY

Contact Person Responsible for Corrective Action Plan: David Benak

Contact Phone Number: 574-262-5670

The audit finding regarding costs being paid outside of the period of availability for Carl Perkins grants has been resolved through discussions between the Director of Accounting, Audit and Investment and the Grant Administrator. The Grant Administrator fully understands and supports that items purchased for Perkins grants shall be obligated no later than the final day of the grant period as outlined in the grant documents. This procedure was implemented prior to the end of the audit work.

Anticipated Completion Date: April 2017





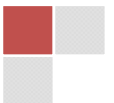
FINDING 2015-005 - SPECIAL TESTS AND PROVISIONS

Contact Person Responsible for Corrective Action Plan: Tony England

Contact Phone Number: 574-262-5540

The audit finding that withdrawal forms for students were unavailable for audit has been remedied by adding the withdrawal or transfer to home school form to the list of permanent documents to be kept by Student Services. The document will have the signature of the administrator or his administrator designee. This procedure will start immediately with 2016-17 school year.

Anticipated Completion Date: July 2017



OTHER REPORTS

In addition to this report, other reports may have been issued for the School Corporation. All reports can be found on the Indiana State Board of Accounts' website: <http://www.in.gov/sboa/>.