

STATE BOARD OF ACCOUNTS
302 West Washington Street
Room E418
INDIANAPOLIS, INDIANA 46204-2769

FINANCIAL STATEMENT AND
FEDERAL SINGLE AUDIT REPORT
OF

EAST ALLEN COUNTY SCHOOLS
ALLEN COUNTY, INDIANA

July 1, 2013 to June 30, 2015



FILED
06/22/2017

TABLE OF CONTENTS

<u>Description</u>	<u>Page</u>
Schedule of Officials	2
Independent Auditor's Report	3-5
Independent Auditor's Report on Internal Control over Financial Reporting and on Compliance and Other Matters Based on an Audit of the Financial Statement Performed in Accordance with <i>Government Auditing Standards</i>	6-7
Financial Statement and Accompanying Notes:	
Statement of Receipts, Disbursements, Other Financing Sources (Uses), and Cash and Investment Balances - Regulatory Basis.....	10-11
Notes to Financial Statement	12-17
Other Information - Unaudited:	
Combining Schedules of Receipts, Disbursements, Other Financing Sources (Uses), and Cash and Investment Balances - Regulatory Basis.....	20-47
Schedule of Payables and Receivables	49
Schedule of Leases and Debt	50
Schedule of Capital Assets.....	51
Supplemental Audit of Federal Awards:	
Independent Auditor's Report on Compliance for Each Major Federal Program and on Internal Control over Compliance	54-55
Schedule of Expenditures of Federal Awards and Accompanying Notes:	
Schedule of Expenditures of Federal Awards.....	58-59
Notes to Schedule of Expenditures of Federal Awards	60
Schedule of Findings and Questioned Costs	61-63
Auditee-Prepared Document:	
Corrective Action Plan	66
Other Reports.....	67

SCHEDULE OF OFFICIALS

<u>Office</u>	<u>Official</u>	<u>Term</u>
Treasurer	Lois M. Goeglein	07-01-13 to 06-30-17
Superintendent of Schools	Dr. Kenneth H. Folks	07-01-13 to 06-30-17
President of the School Board	Neil S. Reynolds Chris Baker Robert Nelson, Jr.	01-01-13 to 12-31-14 01-01-15 to 12-31-16 01-01-17 to 12-31-17



STATE OF INDIANA
AN EQUAL OPPORTUNITY EMPLOYER

STATE BOARD OF ACCOUNTS
302 WEST WASHINGTON STREET
ROOM E418
INDIANAPOLIS, INDIANA 46204-2769

Telephone: (317) 232-2513
Fax: (317) 232-4711
Web Site: www.in.gov/sboa

INDEPENDENT AUDITOR'S REPORT

TO: THE OFFICIALS OF THE EAST ALLEN COUNTY SCHOOLS, ALLEN COUNTY, INDIANA

Report on the Financial Statement

We have audited the accompanying financial statement of the East Allen County Schools (School Corporation), which comprises the financial position and results of operations for the period of July 1, 2013 to June 30, 2015, and the related notes to the financial statement as listed in the Table of Contents.

Management's Responsibility for the Financial Statement

Management is responsible for the preparation and fair presentation of this financial statement in accordance with the financial reporting provisions of the Indiana State Board of Accounts as allowed by state statute (IC 5-11-1-6). Management is responsible for and has determined that the regulatory basis of accounting, as established by the Indiana State Board of Accounts, is an acceptable basis of presentation. Management is also responsible for the design, implementation, and maintenance of internal control relevant to the preparation and fair presentation of a financial statement that is free from material misstatement, whether due to fraud or error.

Auditor's Responsibility

Our responsibility is to express an opinion on this financial statement based on our audit. We conducted our audit in accordance with auditing standards generally accepted in the United States of America and the standards applicable to financial audits contained in *Government Auditing Standards*, issued by the Comptroller General of the United States. Those standards require that we plan and perform the audit to obtain reasonable assurance about whether the financial statement is free from material misstatement.

An audit involves performing procedures to obtain audit evidence about the amounts and disclosures in the financial statement. The procedures selected depend on the auditor's judgment, including the assessment of the risks of material misstatement of the financial statement, whether due to fraud or error. In making those risk assessments, the auditor considers internal control relevant to the School Corporation's preparation and fair presentation of the financial statement in order to design audit procedures that are appropriate in the circumstances, but not for the purpose of expressing an opinion on the effectiveness of the School Corporation's internal control. Accordingly, we express no such opinion. An audit also includes evaluating the appropriateness of accounting policies used and the reasonableness of significant accounting estimates made by management, as well as evaluating the overall presentation of the financial statement.

We believe that the audit evidence we have obtained is sufficient and appropriate to provide a basis for our audit opinion.

INDEPENDENT AUDITOR'S REPORT
(Continued)

Basis for Adverse Opinion on U.S. Generally Accepted Accounting Principles

As discussed in Note 1 to the financial statement, the School Corporation prepares its financial statement on the prescribed basis of accounting that demonstrates compliance with the reporting requirements established by the Indiana State Board of Accounts as allowed by state statute (IC 5-11-1-6), which is a basis of accounting other than accounting principles generally accepted in the United States of America.

The effects on the financial statement of the variances between the regulatory basis of accounting described in Note 1 and accounting principles generally accepted in the United States of America, although not reasonably determinable, are presumed to be material.

Adverse Opinion on U.S. Generally Accepted Accounting Principles

In our opinion, because of the significance of the matter discussed in the *Basis for Adverse Opinion on U.S. Generally Accepted Accounting Principles* paragraph, the financial statement referred to above does not present fairly, in accordance with accounting principles generally accepted in the United States of America, the financial position and results of operations of the School Corporation for the period of July 1, 2013 to June 30, 2015.

Opinion on Regulatory Basis of Accounting

In our opinion, the financial statement referred to above presents fairly, in all material respects, the financial position and results of operations of the School Corporation for the period of July 1, 2013 to June 30, 2015, in accordance with the financial reporting provisions of the Indiana State Board of Accounts described in Note 1.

Other Matters

Supplementary Information

Our audit was conducted for the purpose of forming an opinion on the School Corporation's financial statement. The accompanying Schedule of Expenditures of Federal Awards is presented for purposes of additional analysis as required by the *U.S. Office of Management and Budget Circular A-133, Audits of States, Local Governments, and Non-Profit Organizations*, and is not a required part of the financial statement. Such information is the responsibility of management and was derived from and relates directly to the underlying accounting and other records used to prepare the financial statement. The information has been subjected to the auditing procedures applied in the audit of the financial statement and certain additional procedures, including comparing and reconciling such information directly to the underlying accounting and other records used to prepare the financial statement or to the financial statement itself, and other additional procedures in accordance with auditing standards generally accepted in the United States of America. In our opinion, the Schedule of Expenditures of Federal Awards is fairly stated, in all material respects, in relation to the financial statement taken as a whole.

Other Information

Our audit was conducted for the purpose of forming an opinion on the School Corporation's financial statement. The Combining Schedules of Receipts, Disbursements, Other Financing Sources (Uses), and Cash and Investment Balances - Regulatory Basis, Schedule of Payables and Receivables, Schedule of Leases and Debt, and Schedule of Capital Assets, as listed in the Table of Contents, are presented for additional analysis and are not required parts of the financial statement. They have not been subjected to the auditing procedures applied by us in the audit of the financial statement and, accordingly, we express no opinion on them.

INDEPENDENT AUDITOR'S REPORT
(Continued)

Other Reporting Required by *Government Auditing Standards*

In accordance with *Government Auditing Standards*, we have also issued a report dated May 8, 2017, on our consideration of the School Corporation's internal control over financial reporting and our tests of its compliance with certain provisions of laws, regulations, contracts, grant agreements, and other matters. The purpose of that report is to describe the scope of our testing of internal control over financial reporting and compliance and the results of that testing and not to provide an opinion on the internal control over financial reporting or on compliance. That report is an integral part of an audit performed in accordance with *Government Auditing Standards* in considering the School Corporation's internal control over financial reporting and compliance.


Paul D. Joyce, CPA
State Examiner

May 8, 2017



STATE OF INDIANA
AN EQUAL OPPORTUNITY EMPLOYER

STATE BOARD OF ACCOUNTS
302 WEST WASHINGTON STREET
ROOM E418
INDIANAPOLIS, INDIANA 46204-2769

Telephone: (317) 232-2513
Fax: (317) 232-4711
Web Site: www.in.gov/sboa

INDEPENDENT AUDITOR'S REPORT ON INTERNAL CONTROL OVER FINANCIAL REPORTING
AND ON COMPLIANCE AND OTHER MATTERS BASED ON AN AUDIT OF THE FINANCIAL
STATEMENT PERFORMED IN ACCORDANCE WITH *GOVERNMENT AUDITING STANDARDS*

TO: THE OFFICIALS OF THE EAST ALLEN COUNTY SCHOOLS, ALLEN COUNTY, INDIANA

We have audited, in accordance with auditing standards generally accepted in the United States of America and the standards applicable to financial audits contained in *Government Auditing Standards*, issued by the Comptroller General of the United States, the financial statement of the East Allen County Schools (School Corporation), which comprises the financial position and results of operations for the period of July 1, 2013 to June 30, 2015, and the related notes to the financial statement, and have issued our report thereon dated May 8, 2017, wherein we noted the School Corporation followed accounting practices the Indiana State Board of Accounts prescribes rather than accounting principles generally accepted in the United States of America.

Internal Control over Financial Reporting

In planning and performing our audit of the financial statement, we considered the School Corporation's internal control over financial reporting (internal control) to determine the audit procedures that are appropriate in the circumstances for the purpose of expressing our opinion on the financial statement, but not for the purpose of expressing an opinion on the effectiveness of the School Corporation's internal control. Accordingly, we do not express an opinion on the effectiveness of the School Corporation's internal control.

Our consideration of the internal control was for the limited purpose described in the preceding paragraph and was not designed to identify all deficiencies in internal control that might be material weaknesses or significant deficiencies and, therefore, material weaknesses or significant deficiencies may exist that were not identified. However, as described in the accompanying Schedule of Findings and Questioned Costs, we identified certain deficiencies in internal control over financial reporting that we consider to be material weaknesses.

A deficiency in internal control exists when the design or operation of a control does not allow management or employees, in the normal course of performing their assigned functions, to prevent, or detect and correct, misstatements on a timely basis. A material weakness is a deficiency, or a combination of deficiencies, in internal control, such that there is a reasonable possibility that a material misstatement of the School Corporation's financial statement will not be prevented, or detected and corrected, on a timely basis. We consider the deficiency described in the accompanying Schedule of Findings and Questioned Costs as item 2015-001 to be a material weakness.

INDEPENDENT AUDITOR'S REPORT ON INTERNAL CONTROL OVER FINANCIAL REPORTING
AND ON COMPLIANCE AND OTHER MATTERS BASED ON AN AUDIT OF THE FINANCIAL
STATEMENT PERFORMED IN ACCORDANCE WITH *GOVERNMENT AUDITING STANDARDS*
(Continued)

Compliance and Other Matters


As part of obtaining reasonable assurance about whether the School Corporation's financial statement is free from material misstatement, we performed tests of its compliance with certain provisions of laws, regulations, contracts, and grant agreements, noncompliance with which could have a direct and material effect on the determination of financial statement amounts. However, providing an opinion on compliance with those provisions was not an objective of our audit and, accordingly, we do not express such an opinion. The results of our tests disclosed instances of noncompliance or other matters that are required to be reported under *Government Auditing Standards* and which are described in the accompanying Schedule of Findings and Questioned Costs as item 2015-001.

East Allen County Schools' Response to Findings

The School Corporation's response to the findings identified in our audit is described in the accompanying Corrective Action Plan. The School Corporation's response was not subjected to the auditing procedures applied in the audit of the financial statement and, accordingly, we express no opinion on it.

Purpose of This Report

The purpose of this report is solely to describe the scope of our testing of internal control and compliance and the results of that testing, and not to provide an opinion on the effectiveness of the School Corporation's internal control or on compliance. This report is an integral part of an audit performed in accordance with *Government Auditing Standards* in considering the School Corporation's internal control and compliance. Accordingly, this communication is not suitable for any other purpose.


Paul D. Joyce, CPA
State Examiner

May 8, 2017

(This page intentionally left blank.)

FINANCIAL STATEMENT AND ACCOMPANYING NOTES

The financial statement and accompanying notes were approved by management of the School Corporation. The financial statement and notes are presented as intended by the School Corporation.

EAST ALLEN COUNTY SCHOOLS
STATEMENT OF RECEIPTS, DISBURSEMENTS, OTHER FINANCING SOURCES (USES), AND CASH AND INVESTMENT BALANCES -
REGULATORY BASIS
For the Years Ended June 30, 2014 and 2015

Fund	Cash and Investments			Other Financing Sources (Uses)	Cash and Investments			Other Financing Sources (Uses)	Cash and Investments
	07-01-13	Receipts	Disbursements		06-30-14	Receipts	Disbursements		
General	\$ 10,233,185	\$ 56,116,347	\$ 55,143,348	\$ 16,034	\$ 11,222,218	\$ 56,975,679	\$ 54,937,150	\$ 13,660	\$ 13,274,407
Debt Service	2,887,991	5,991,930	5,069,086	27,000	3,837,835	6,444,233	8,871,325	(6,744)	1,403,999
Retirement/Severance Bond Debt Service	398,433	817,017	803,922	-	411,528	833,711	1,204,607	-	40,632
Capital Projects	4,215,524	7,575,291	8,093,271	419,284	4,116,828	7,660,859	7,704,348	289,210	4,362,549
School Transportation	2,351,053	6,188,910	6,501,915	58,459	2,096,507	6,343,483	6,178,359	133,857	2,395,488
School Bus Replacement	757,839	1,233,074	1,216,348	-	774,565	948,608	1,039,788	-	683,385
Rainy Day	2,578,769	-	-	-	2,578,769	-	-	-	2,578,769
Retirement/Severance Bond	461,237	-	-	-	461,237	-	-	-	461,237
Post-Retirement/Severance Future Benefits	264,507	-	35,180	-	229,327	4,050	25,758	-	207,619
Construction	-	-	97,918	2,000,000	1,902,082	-	1,255,865	-	646,217
School Lunch	1,900,648	4,498,927	4,060,224	(309)	2,339,042	4,259,992	4,317,777	17,125	2,298,382
Textbook Rental	674,507	606,476	297,101	-	983,882	595,046	563,136	6,871	1,022,663
Health Trust	4,805,940	11,539,098	11,330,581	-	5,014,457	11,913,444	12,522,735	-	4,405,166
Levy Excess	-	-	-	-	-	2,738	-	-	2,738
Art Association	10,871	42,647	30,062	-	23,456	42,265	42,542	-	23,179
Alternative Education	73,170	36,860	110,030	-	-	53,486	-	-	53,486
School Security Equipment Grant	-	-	-	-	-	20,000	20,000	-	-
SAFE School Haven	(14,500)	24,650	10,150	-	-	-	-	-	-
Early Intervention Grant 14-15	-	-	-	-	-	39,889	31,192	-	8,697
Early Intervention Grant 13-14	3,019	44,690	33,097	-	14,612	-	14,612	-	-
IN Youth Institute Grant	-	750	-	-	750	-	750	-	-
AT&T Tower-PHHS	1,500	13,200	13,200	-	1,500	14,300	14,300	-	1,500
NHHS Purdue Search Grant	(772)	-	(772)	-	-	-	-	-	-
PHHS Purdue Search Grant	1,315	-	1,180	-	135	-	135	-	-
Search Clubs NHMS	1,014	-	-	-	1,014	-	-	-	1,014
Para Testing	(355)	-	500	300	(555)	-	400	150	(805)
Schwab Grant	-	-	-	-	-	452	1,992	-	(1,540)
AWS Foundation	-	27,500	17,500	-	10,000	2,922	12,922	-	-
Box Tops for Education	880	-	-	-	880	-	879	-	1
Verizon Grant	-	-	-	-	-	20,000	19,226	-	774
Donation	23,687	120,810	126,998	-	17,499	39,218	46,321	20	10,416
I-Pad Student Insurance	72,676	173,747	166,858	-	79,565	163,593	103,331	-	139,827
Arts United Grant-Field Trips	462	-	462	-	-	-	-	-	-
AWS Grant	-	13,020	5,311	-	7,709	-	7,689	(20)	-
College Access	6,246	20,000	18,658	-	7,588	40,983	15,313	-	33,258
Keiser Foundation Scholarship II	5,941	-	-	-	5,941	-	-	-	5,941
Vollmuth Scholarship	402	-	402	-	-	-	-	-	-
Linda Fuhrer Fellowship	2,039	-	-	-	2,039	(3)	-	6	2,042
Principal Scholarship	534	-	534	-	-	-	-	-	-
PHHS Scholarship	1	-	-	(1)	-	-	-	-	-
Mershan Trust	1,360	179	600	-	939	189	-	-	1,128
Toledo-Buckmaster Spain Study	51,792	-	-	-	51,792	-	-	78	51,870
EAGLE Scholarship	406	-	-	-	406	-	-	-	406
Grabill Bank Scholarship	500	-	-	-	500	-	500	-	-
HEHS Grant Financial Pathways	-	2,510	2,510	-	-	-	-	-	-
Monsanto Grant	-	-	-	-	-	10,000	7,378	-	2,622
Parking Permit Fees	5,330	770	621	-	5,479	-	599	-	4,880
LTD Trust	101,579	61,721	121,819	-	41,481	167,819	161,357	-	47,943

The notes to the financial statement are an integral part of this statement.

EAST ALLEN COUNTY SCHOOLS
STATEMENT OF RECEIPTS, DISBURSEMENTS, OTHER FINANCING SOURCES (USES), AND CASH AND INVESTMENT BALANCES -
REGULATORY BASIS
For the Years Ended June 30, 2014 and 2015
(Continued)

Fund	Cash and Investments			Other Financing Sources (Uses)	Cash and Investments			Other Financing Sources (Uses)	Cash and Investments
	07-01-13	Receipts	Disbursements		06-30-14	Receipts	Disbursements		
Talent Grant	7,480	-	2,582	-	4,898	-	4,875	-	23
Afternoon's Rock-Southwick	348	-	254	-	94	-	94	-	-
Health Screening	-	1,355	1,355	-	-	2,830	-	-	2,830
Afternoon's Rock-NHMS	4,615	-	2,649	-	1,966	-	1,781	-	185
High Ability Grant 12-13	37,065	-	37,065	-	-	-	-	-	-
High Ability Grant 13-14	-	59,923	18,593	-	41,330	-	41,330	-	-
High Ability Grant 14-15	-	-	-	-	-	61,307	42,317	-	18,990
Medicaid Reimbursement	5,186	15,222	-	(14,604)	5,804	19,184	-	(13,704)	11,284
Secured Schools Safety Grant	-	14,373	19,164	-	(4,791)	82,130	77,339	-	-
Non-English Speaking Programs P.L. 273-1999	29,116	69,340	72,498	-	25,958	67,883	71,734	-	22,107
School Technology	491,510	113,384	242,711	-	362,183	149,344	488,077	-	23,450
Wellness Program	185	-	184	184	185	-	-	-	185
Afternoon's Rock-PHJH	1,383	-	772	-	611	-	-	-	611
Afternoon's Rock-PCA	144	-	144	-	-	-	-	-	-
Imagine and Create Grant	(30,146)	67,208	37,062	-	-	32,792	32,792	-	-
Learn N Serve Grant	-	50	-	-	50	-	-	-	50
Perkins Grant 11-12	(12,838)	49,672	48,784	-	(11,950)	11,950	23,181	-	(23,181)
Title I 12-13	(259,913)	832,935	573,022	-	-	-	-	-	-
Title I 13-14	-	1,812,596	2,101,017	-	(288,421)	1,007,172	718,751	-	-
Title I 14-15	-	-	-	-	-	2,063,793	2,389,204	(37)	(325,448)
Title I, Part D 13-14	-	9,881	11,762	-	(1,881)	4,228	2,347	-	-
Title I, Part D 14-15	-	-	-	-	-	28,039	29,716	-	(1,677)
RCSIG 12-13	(12,627)	52,963	40,336	-	-	-	-	-	-
RCSIG 13-14	-	11,006	14,392	-	(3,386)	39,721	36,335	-	-
RCSIG 14-15	-	-	-	-	-	-	9,306	-	(9,306)
Recycling	4	86	69	-	21	-	21	-	-
IDEA Grant 14-15	-	-	-	-	-	802,559	959,784	-	(157,225)
IDEA Grant 11-12	(4,840)	19,322	14,482	-	-	-	-	-	-
IDEA Grant 12-13	(189,782)	1,277,793	1,099,177	-	(11,166)	107,195	96,029	-	-
IDEA Grant 13-14	-	878,793	1,062,727	-	(183,934)	1,137,196	961,585	-	(8,323)
Tech Assist Grant	-	56,383	62,959	-	(6,576)	17,039	10,463	-	-
Special Ed Preschool Grant 12-13	(5,796)	19,476	13,680	-	-	-	-	-	-
Special Ed Preschool Grant 13-14	-	51,096	57,318	-	(6,222)	20,536	14,314	-	-
Special Ed Preschool Grant 14-15	-	-	-	-	-	49,403	54,521	-	(5,118)
Medicaid Reimbursement-Federal	56,615	28,450	23,084	-	61,981	35,856	15,404	-	82,433
Juvenile Accountability Block Grant-Court 12-13	(23,814)	33,078	9,264	-	-	-	-	-	-
Juvenile Accountability Block Grant-EACS Portion	-	20,000	20,000	-	-	-	-	-	-
Juvenile Accountability Block Grant-Court 13-14	-	6,902	17,494	-	(10,592)	18,997	8,405	-	-
Title IIA 14-15	-	-	-	-	-	93,195	130,651	-	(37,456)
Title IIA 13-14	-	111,192	115,089	-	(3,897)	173,393	169,595	-	(99)
Title IIA 12-13	(7,071)	140,693	133,622	-	-	-	-	-	-
Title III 13-14	(5,349)	98,045	96,975	-	(4,279)	50,356	48,646	-	(2,569)
GPS Grant-NHPD Secure Schools	(13,248)	40,656	27,408	-	-	-	-	-	-
Title III 14-15	-	-	-	-	-	69,460	72,118	-	(2,658)
McKinney-Vento Education for Homeless	-	11,572	13,924	-	(2,352)	40,065	38,974	-	(1,261)
Payroll Clearing	-	16,011,737	16,011,390	-	347	15,522,107	15,511,679	-	10,775
Totals	\$ 31,946,957	\$ 117,065,306	\$ 115,311,622	\$ 2,506,347	\$ 36,206,988	\$ 118,304,686	\$ 121,183,654	\$ 440,472	\$ 33,768,492

The notes to the financial statement are an integral part of this statement.

EAST ALLEN COUNTY SCHOOLS
NOTES TO FINANCIAL STATEMENT

Note 1. Summary of Significant Accounting Policies

A. Reporting Entity

School Corporation, as used herein, shall include, but is not limited to, the following: school townships, school towns, school cities, consolidated school corporations, joint schools, metropolitan school districts, township school districts, county schools, united schools, school districts, cooperatives, educational service centers, community schools, community school corporations, and charter schools.

The School Corporation was established under the laws of the State of Indiana. The School Corporation operates under a Board of School Trustees form of government and provides educational services.

The accompanying financial statement presents the financial information for the School Corporation.

B. Basis of Accounting

The financial statement is reported on a regulatory basis of accounting prescribed by the Indiana State Board of Accounts in accordance with state statute (IC 5-11-1-6), which is a comprehensive basis of accounting other than accounting principles generally accepted in the United States of America. The basis of accounting involves the reporting of only cash and investments and the changes therein resulting from cash inflows (receipts) and cash outflows (disbursements) reported in the period in which they occurred.

The regulatory basis of accounting differs from accounting principles generally accepted in the United States of America, in that receipts are recognized when received in cash, rather than when earned, and disbursements are recognized when paid, rather than when a liability is incurred.

C. Cash and Investments

Investments are stated at cost. Any changes in fair value of the investments are reported as receipts in the year of the sale of the investment.

D. Receipts

Receipts are presented in the aggregate on the face of the financial statement. The aggregate receipts may include the following sources:

Local sources. Amounts received from taxes, revenue from local governmental units other than school corporations, transfer tuition, transportation fees, investment income, food services, School Corporation activities, revenue from community service activities, and other revenue from local sources.

Intermediate sources. Amounts received as distributions from the County for fees collected for or on behalf of the School Corporation including, but not limited to, the following: educational license plate fees, congressional interest, riverboat distributions, and other similar fees.

EAST ALLEN COUNTY SCHOOLS
NOTES TO FINANCIAL STATEMENT
(Continued)

State sources. Amounts received as distributions from the State of Indiana that are to be used by the School Corporation for various purposes, including, but not limited to, the following: unrestricted grants, restricted grants, revenue in lieu of taxes, and revenue for or on behalf of the School Corporation.

Federal sources. Amounts received as distributions from the federal government that are to be used by the School Corporation for various purposes, including, but not limited to, the following: unrestricted grants, restricted grants, revenue in lieu of taxes, and revenue for or on behalf of the School Corporation.

Other receipts. Amounts received from various sources, including, but not limited to, the following: return of petty cash, return of cash change, insurance claims for losses, sale of securities, and other receipts not listed in another category above.

E. Disbursements

Disbursements are presented in the aggregate on the face of the financial statement. The aggregate disbursements may include the following uses:

Instruction. Amounts disbursed for regular programs, special programs, adult and continuing education programs, summer school programs, enrichment programs, remediation, and payments to other governmental units.

Support services. Amounts disbursed for support services related to students, instruction, general administration, school administration, outflows for central services, operation and maintenance of plant services, and student transportation.

Noninstructional services. Amounts disbursed for food service operations and community service operations.

Facilities acquisition and construction. Amounts disbursed for the acquisition, development, construction, and improvement of new and existing facilities.

Debt service. Amounts disbursed for fixed obligations resulting from financial transactions previously entered into by the School Corporation, including: all expenditures for the reduction of the principal and interest of the School Corporation's general obligation indebtedness.

Nonprogrammed charges. Amounts disbursed for donations to foundations, securities purchased, indirect costs, scholarships, and self-insurance payments.

F. Other Financing Sources and Uses

Other financing sources and uses are presented in the aggregate on the face of the financial statement. The aggregate other financing sources and uses may include the following:

Proceeds of long-term debt. Amounts received in relation to the issuance of bonds or other long-term debt issues.

Sale of capital assets. Amounts received when land, buildings, or equipment owned by the School Corporation are sold.

EAST ALLEN COUNTY SCHOOLS
NOTES TO FINANCIAL STATEMENT
(Continued)

Transfers in. Amounts received by one fund as a result of transferring money from another fund. The transfers are used for cash flow purposes as provided by various statutory provisions.

Transfers out. Amounts paid by one fund to another fund. The transfers are used for cash flow purposes as provided by various statutory provisions.

G. Fund Accounting

Separate funds are established, maintained, and reported by the School Corporation. Each fund is used to account for amounts received from and used for specific sources and uses as determined by various regulations. Restrictions on some funds are set by statute while other funds are internally restricted by the School Corporation. The amounts accounted for in a specific fund may only be available for use for certain, legally-restricted purposes. Additionally, some funds are used to account for assets held by the School Corporation in a trustee capacity as an agent of individuals, private organizations, other funds, or other governmental units and, therefore, the funds cannot be used for any expenditures of the unit itself.

Note 2. Budgets

The operating budget is initially prepared and approved at the local level. The fiscal officer of the School Corporation submits a proposed operating budget to the governing board for the following calendar year. The budget is advertised as required by law. Prior to adopting the budget, the governing board conducts public hearings and obtains taxpayer comments. Prior to November 1, the governing board approves the budget for the next year. The budget for funds for which property taxes are levied or highway use taxes are received is subject to final approval by the Indiana Department of Local Government Finance.

Note 3. Property Taxes

Property taxes levied are collected by the County Treasurer and are scheduled to be distributed to the School Corporation in June and December; however, situations can arise which would delay the distributions. State statute (IC 6-1.1-17-16) requires the Indiana Department of Local Government Finance to establish property tax rates and levies by February 15. These rates were based upon the preceding year's March 1 (lien date) assessed valuations adjusted for various tax credits. Taxable property is assessed at 100 percent of the true tax value (determined in accordance with rules and regulations adopted by the Indiana Department of Local Government Finance). Taxes may be paid in two equal installments which normally become delinquent if not paid by May 10 and November 10, respectively.

Note 4. Deposits and Investments

Deposits, made in accordance with state statute (IC 5-13), with financial institutions in the State of Indiana, at year end, should be entirely insured by the Federal Depository Insurance Corporation or by the Indiana Public Deposit Insurance Fund. This includes any deposit accounts issued or offered by a qualifying financial institution.

EAST ALLEN COUNTY SCHOOLS
NOTES TO FINANCIAL STATEMENT
(Continued)

State statutes authorize the School Corporation to invest in securities including, but not limited to, the following: federal government securities, repurchase agreements, and certain money market mutual funds. Certain other statutory restrictions apply to all investments made by local governmental units.

Note 5. Risk Management

The School Corporation may be exposed to various risks of loss related to torts; theft of, damage to, and destruction of assets; errors and omissions; job-related illnesses or injuries to employees; medical benefits to employees, retirees, and dependents; and natural disasters.

These risks can be mitigated through the purchase of insurance, establishment of a self-insurance fund, and/or participation in a risk pool. The purchase of insurance transfers the risk to an independent third-party. The establishment of a self-insurance fund allows the School Corporation to set aside money for claim settlements. The self-insurance fund would be included in the financial statement. The purpose of participation in a risk pool is to provide a medium for the funding and administration of the risks.

Note 6. Pension Plans

A. Public Employees' Retirement Fund

Plan Description

The Indiana Public Employees' Retirement Fund (PERF) is a defined benefit pension plan. PERF is a cost-sharing multiple-employer public employee retirement system, which provides retirement benefits to plan members and beneficiaries. All full-time employees are eligible to participate in this defined benefit plan. State statutes (IC 5-10.2 and 5-10.3) govern, through the Indiana Public Retirement System (INPRS) Board, most requirements of the system, and give the School Corporation authority to contribute to the plan. The PERF retirement benefit consists of the pension provided by employer contributions plus an annuity provided by the member's annuity savings account. The annuity savings account consists of members' contributions, set by state statute at 3 percent of compensation, plus the interest credited to the member's account. The employer may elect to make the contributions on behalf of the member.

INPRS administers the plan and issues a publicly available financial report that includes financial statements and required supplementary information for the plan as a whole and for its participants. That report may be obtained by contacting:

Indiana Public Retirement System
One North Capitol, Suite 001
Indianapolis, IN 46204
Ph. (888) 526-1687

Funding Policy and Annual Pension Cost

The contribution requirements of the plan members for PERF are established by the Board of Trustees of INPRS.

EAST ALLEN COUNTY SCHOOLS
NOTES TO FINANCIAL STATEMENT
(Continued)

B. Teachers' Retirement Fund

Plan Description

The Indiana Teachers' Retirement Fund (TRF) is a defined benefit pension plan. TRF is a cost-sharing multiple-employer public employee retirement system, which provides retirement benefits to plan members and beneficiaries. All employees engaged in teaching or in the supervision of teaching in the public schools of the State of Indiana are eligible to participate in TRF. State statute (IC 5-10.2) governs, through the Indiana Public Retirement System (INPRS) Board, most requirements of the system, and gives the School Corporation authority to contribute to the plan. The TRF retirement benefit consists of the pension provided by employer contributions plus an annuity provided by the member's annuity savings account. The annuity savings account consists of members' contributions, set by state statute at 3 percent of compensation, plus the interest credited to the member's account. The School Corporation may elect to make the contributions on behalf of the member.

INPRS issues a publicly available financial report that includes financial statements and required supplementary information for the TRF plan as a whole and for its participants. That report may be obtained by contacting:

Indiana Public Retirement System
One North Capitol, Suite 001
Indianapolis, IN 46204
Ph. (888) 286-3544

Funding Policy and Annual Pension Cost

The School Corporation contributes the employer's share to TRF for certified employees employed under a federally funded program and all the certified employees hired after July 1, 1995. The School Corporation currently receives partial funding, through the school funding formula, from the State of Indiana for this contribution. The employer's share of contributions for certified personnel who are not employed under a federally funded program and were hired before July 1, 1995, is considered to be an obligation of, and is paid by, the State of Indiana.

Note 7. Negative Receipts and Disbursements

The financial statement contains some receipts and/or disbursements that appear as negative entries. This is a result of a correction of errors from a prior period.

Note 8. Cash Balance Deficits

The financial statement contains some funds with deficits in cash. This is a result of grant funds awaiting reimbursement for expenditures made.

EAST ALLEN COUNTY SCHOOLS
NOTES TO FINANCIAL STATEMENT
(Continued)

Note 9. *Holding Corporations*

The School Corporation has entered into capital leases with East Allen Multi School Building Corporation and East Allen Woodlan School Building Corporation (the lessors). The lessors were organized as not-for-profit corporations pursuant to state statute for the purpose of financing and constructing or reconstructing facilities for lease to the School Corporation. The lessors have been determined to be related-parties of the School Corporation. Lease payments during the years ending June 30, 2014 and 2015, totaled \$4,904,620 and \$7,916,686, respectively.

Note 10. *Subsequent Events*

On October 20, 2015, the School Board approved General Obligation Bonds of 2015 in the amount of \$2,000,000 for the purpose of remodeling and constructing New Haven Primary School Addition.

On December 20, 2016, the School Board approved General Obligation Bonds of 2016 in the amount of \$2,000,000 for the purpose of renovation of former New Haven Elementary School.

(This page intentionally left blank.)

OTHER INFORMATION - UNAUDITED

The School Corporation's Financial Reports can be found on the Indiana Department of Education website: <http://www.doe.in.gov/finance/school-financial-reports>. This website is maintained by the Indiana Department of Education. More current financial information is available from the School Corporation Treasurer's office. Additionally, some financial information of the School Corporation can be found on the Gateway website: <https://gateway.ifionline.org/>.

Differences may be noted between the financial information presented in the financial statement contained in this report and the financial information presented in the School Corporation's Financial Reports referenced above. These differences, if any, are due to adjustments made to the financial information during the course of the audit. This is a common occurrence in any financial statement audit. The financial information presented in this report is audited information, and the accuracy of such information can be determined by reading the opinion given in the Independent Auditor's Report.

The other information presented was approved by management of the School Corporation. It is presented as intended by the School Corporation.

EAST ALLEN COUNTY SCHOOLS
 COMBINING SCHEDULE OF RECEIPTS, DISBURSEMENTS, OTHER FINANCING SOURCES (USES), AND CASH AND INVESTMENT BALANCES -
 REGULATORY BASIS
 For the Year Ended June 30, 2014

	General	Debt Service	Retirement/ Severance Bond Debt Service	Capital Projects	School Transportation	School Bus Replacement	Rainy Day
Cash and investments - beginning	\$ 10,233,185	\$ 2,887,991	\$ 398,433	\$ 4,215,524	\$ 2,351,053	\$ 757,839	\$ 2,578,769
Receipts:							
Local sources	836,181	5,991,930	817,017	7,575,241	6,188,910	1,233,074	-
Intermediate sources	114	-	-	-	-	-	-
State sources	55,280,052	-	-	50	-	-	-
Federal sources	-	-	-	-	-	-	-
Other receipts	-	-	-	-	-	-	-
Total receipts	<u>56,116,347</u>	<u>5,991,930</u>	<u>817,017</u>	<u>7,575,291</u>	<u>6,188,910</u>	<u>1,233,074</u>	<u>-</u>
Disbursements:							
Instruction	39,368,761	-	-	-	-	-	-
Support services	15,020,147	-	-	5,673,186	6,501,915	1,216,348	-
Noninstructional services	750,305	-	-	-	-	-	-
Facilities acquisition and construction	-	63	-	2,420,085	-	-	-
Debt services	-	5,069,023	803,922	-	-	-	-
Nonprogrammed charges	4,135	-	-	-	-	-	-
Total disbursements	<u>55,143,348</u>	<u>5,069,086</u>	<u>803,922</u>	<u>8,093,271</u>	<u>6,501,915</u>	<u>1,216,348</u>	<u>-</u>
Excess (deficiency) of receipts over disbursements	<u>972,999</u>	<u>922,844</u>	<u>13,095</u>	<u>(517,980)</u>	<u>(313,005)</u>	<u>16,726</u>	<u>-</u>
Other financing sources (uses):							
Proceeds of long-term debt	-	27,000	-	-	-	-	-
Sale of capital assets	1,120	-	-	419,284	58,459	-	-
Transfers in	14,914	-	-	-	-	-	-
Transfers out	-	-	-	-	-	-	-
Total other financing sources (uses)	<u>16,034</u>	<u>27,000</u>	<u>-</u>	<u>419,284</u>	<u>58,459</u>	<u>-</u>	<u>-</u>
Excess (deficiency) of receipts and other financing sources over disbursements and other financing uses	<u>989,033</u>	<u>949,844</u>	<u>13,095</u>	<u>(98,696)</u>	<u>(254,546)</u>	<u>16,726</u>	<u>-</u>
Cash and investments - ending	<u>\$ 11,222,218</u>	<u>\$ 3,837,835</u>	<u>\$ 411,528</u>	<u>\$ 4,116,828</u>	<u>\$ 2,096,507</u>	<u>\$ 774,565</u>	<u>\$ 2,578,769</u>

EAST ALLEN COUNTY SCHOOLS
 COMBINING SCHEDULE OF RECEIPTS, DISBURSEMENTS, OTHER FINANCING SOURCES (USES), AND CASH AND INVESTMENT BALANCES -
 REGULATORY BASIS
 For the Year Ended June 30, 2014
 (Continued)

	Retirement/ Severance Bond	Post- Retirement/ Severance Future Benefits	Construction	School Lunch	Textbook Rental	Health Trust	Levy Excess
Cash and investments - beginning	\$ 461,237	\$ 264,507	\$ -	\$ 1,900,648	\$ 674,507	\$ 4,805,940	\$ -
Receipts:							
Local sources	-	-	-	1,536,954	606,476	11,539,098	-
Intermediate sources	-	-	-	-	-	-	-
State sources	-	-	-	52,136	-	-	-
Federal sources	-	-	-	2,909,837	-	-	-
Other receipts	-	-	-	-	-	-	-
Total receipts	-	-	-	4,498,927	606,476	11,539,098	-
Disbursements:							
Instruction	-	8,929	-	-	-	-	-
Support services	-	14,146	-	-	297,101	-	-
Noninstructional services	-	12,105	-	4,060,224	-	-	-
Facilities acquisition and construction	-	-	97,918	-	-	-	-
Debt services	-	-	-	-	-	-	-
Nonprogrammed charges	-	-	-	-	-	11,330,581	-
Total disbursements	-	35,180	97,918	4,060,224	297,101	11,330,581	-
Excess (deficiency) of receipts over disbursements	-	(35,180)	(97,918)	438,703	309,375	208,517	-
Other financing sources (uses):							
Proceeds of long-term debt	-	-	2,000,000	-	-	-	-
Sale of capital assets	-	-	-	-	-	-	-
Transfers in	-	-	-	-	-	-	-
Transfers out	-	-	-	(309)	-	-	-
Total other financing sources (uses)	-	-	2,000,000	(309)	-	-	-
Excess (deficiency) of receipts and other financing sources over disbursements and other financing uses	-	(35,180)	1,902,082	438,394	309,375	208,517	-
Cash and investments - ending	\$ 461,237	\$ 229,327	\$ 1,902,082	\$ 2,339,042	\$ 983,882	\$ 5,014,457	\$ -

EAST ALLEN COUNTY SCHOOLS
 COMBINING SCHEDULE OF RECEIPTS, DISBURSEMENTS, OTHER FINANCING SOURCES (USES), AND CASH AND INVESTMENT BALANCES -
 REGULATORY BASIS
 For the Year Ended June 30, 2014
 (Continued)

	Art Association	Alternative Education	School Security Equipment Grant	SAFE School Haven	Early Intervention Grant 14-15	Early Intervention Grant 13-14	IN Youth Institute Grant
Cash and investments - beginning	\$ 10,871	\$ 73,170	\$ -	\$ (14,500)	\$ -	\$ 3,019	\$ -
Receipts:							
Local sources	42,647	-	-	-	-	-	750
Intermediate sources	-	-	-	-	-	-	-
State sources	-	36,860	-	24,650	-	44,690	-
Federal sources	-	-	-	-	-	-	-
Other receipts	-	-	-	-	-	-	-
Total receipts	<u>42,647</u>	<u>36,860</u>	<u>-</u>	<u>24,650</u>	<u>-</u>	<u>44,690</u>	<u>750</u>
Disbursements:							
Instruction	-	110,030	-	10,150	-	33,097	-
Support services	-	-	-	-	-	-	-
Noninstructional services	30,062	-	-	-	-	-	-
Facilities acquisition and construction	-	-	-	-	-	-	-
Debt services	-	-	-	-	-	-	-
Nonprogrammed charges	-	-	-	-	-	-	-
Total disbursements	<u>30,062</u>	<u>110,030</u>	<u>-</u>	<u>10,150</u>	<u>-</u>	<u>33,097</u>	<u>-</u>
Excess (deficiency) of receipts over disbursements	<u>12,585</u>	<u>(73,170)</u>	<u>-</u>	<u>14,500</u>	<u>-</u>	<u>11,593</u>	<u>750</u>
Other financing sources (uses):							
Proceeds of long-term debt	-	-	-	-	-	-	-
Sale of capital assets	-	-	-	-	-	-	-
Transfers in	-	-	-	-	-	-	-
Transfers out	-	-	-	-	-	-	-
Total other financing sources (uses)	<u>-</u>	<u>-</u>	<u>-</u>	<u>-</u>	<u>-</u>	<u>-</u>	<u>-</u>
Excess (deficiency) of receipts and other financing sources over disbursements and other financing uses	<u>12,585</u>	<u>(73,170)</u>	<u>-</u>	<u>14,500</u>	<u>-</u>	<u>11,593</u>	<u>750</u>
Cash and investments - ending	<u>\$ 23,456</u>	<u>\$ -</u>	<u>\$ -</u>	<u>\$ -</u>	<u>\$ -</u>	<u>\$ 14,612</u>	<u>\$ 750</u>

EAST ALLEN COUNTY SCHOOLS
 COMBINING SCHEDULE OF RECEIPTS, DISBURSEMENTS, OTHER FINANCING SOURCES (USES), AND CASH AND INVESTMENT BALANCES -
 REGULATORY BASIS
 For the Year Ended June 30, 2014
 (Continued)

	AT&T Tower- PHHS	NHHS Purdue Search Grant	PHHS Purdue Search Grant	Search Clubs NHMS	Para Testing	Schwab Grant	AWS Foundation
Cash and investments - beginning	\$ 1,500	\$ (772)	\$ 1,315	\$ 1,014	\$ (355)	\$ -	\$ -
Receipts:							
Local sources	13,200	-	-	-	-	-	27,500
Intermediate sources	-	-	-	-	-	-	-
State sources	-	-	-	-	-	-	-
Federal sources	-	-	-	-	-	-	-
Other receipts	-	-	-	-	-	-	-
Total receipts	<u>13,200</u>	<u>-</u>	<u>-</u>	<u>-</u>	<u>-</u>	<u>-</u>	<u>27,500</u>
Disbursements:							
Instruction	13,200	(772)	1,180	-	-	-	17,500
Support services	-	-	-	-	500	-	-
Noninstructional services	-	-	-	-	-	-	-
Facilities acquisition and construction	-	-	-	-	-	-	-
Debt services	-	-	-	-	-	-	-
Nonprogrammed charges	-	-	-	-	-	-	-
Total disbursements	<u>13,200</u>	<u>(772)</u>	<u>1,180</u>	<u>-</u>	<u>500</u>	<u>-</u>	<u>17,500</u>
Excess (deficiency) of receipts over disbursements	<u>-</u>	<u>772</u>	<u>(1,180)</u>	<u>-</u>	<u>(500)</u>	<u>-</u>	<u>10,000</u>
Other financing sources (uses):							
Proceeds of long-term debt	-	-	-	-	-	-	-
Sale of capital assets	-	-	-	-	300	-	-
Transfers in	-	-	-	-	-	-	-
Transfers out	-	-	-	-	-	-	-
Total other financing sources (uses)	<u>-</u>	<u>-</u>	<u>-</u>	<u>-</u>	<u>300</u>	<u>-</u>	<u>-</u>
Excess (deficiency) of receipts and other financing sources over disbursements and other financing uses	<u>-</u>	<u>772</u>	<u>(1,180)</u>	<u>-</u>	<u>(200)</u>	<u>-</u>	<u>10,000</u>
Cash and investments - ending	<u>\$ 1,500</u>	<u>\$ -</u>	<u>\$ 135</u>	<u>\$ 1,014</u>	<u>\$ (555)</u>	<u>\$ -</u>	<u>\$ 10,000</u>

EAST ALLEN COUNTY SCHOOLS
 COMBINING SCHEDULE OF RECEIPTS, DISBURSEMENTS, OTHER FINANCING SOURCES (USES), AND CASH AND INVESTMENT BALANCES -
 REGULATORY BASIS
 For the Year Ended June 30, 2014
 (Continued)

	Box Tops for Education	Verizon Grant	Donation	I-Pad Student Insurance	Arts United Grant- Field Trip	AWS Grant	College Access
Cash and investments - beginning	\$ 880	\$ -	\$ 23,687	\$ 72,676	\$ 462	\$ -	\$ 6,246
Receipts:							
Local sources	-	-	120,410	101,316	-	13,020	20,000
Intermediate sources	-	-	-	-	-	-	-
State sources	-	-	-	-	-	-	-
Federal sources	-	-	400	-	-	-	-
Other receipts	-	-	-	72,431	-	-	-
Total receipts	-	-	120,810	173,747	-	13,020	20,000
Disbursements:							
Instruction	-	-	121,847	-	462	5,311	18,658
Support services	-	-	5,151	166,858	-	-	-
Noninstructional services	-	-	-	-	-	-	-
Facilities acquisition and construction	-	-	-	-	-	-	-
Debt services	-	-	-	-	-	-	-
Nonprogrammed charges	-	-	-	-	-	-	-
Total disbursements	-	-	126,998	166,858	462	5,311	18,658
Excess (deficiency) of receipts over disbursements	-	-	(6,188)	6,889	(462)	7,709	1,342
Other financing sources (uses):							
Proceeds of long-term debt	-	-	-	-	-	-	-
Sale of capital assets	-	-	-	-	-	-	-
Transfers in	-	-	-	-	-	-	-
Transfers out	-	-	-	-	-	-	-
Total other financing sources (uses)	-	-	-	-	-	-	-
Excess (deficiency) of receipts and other financing sources over disbursements and other financing uses	-	-	(6,188)	6,889	(462)	7,709	1,342
Cash and investments - ending	\$ 880	\$ -	\$ 17,499	\$ 79,565	\$ -	\$ 7,709	\$ 7,588

EAST ALLEN COUNTY SCHOOLS
 COMBINING SCHEDULE OF RECEIPTS, DISBURSEMENTS, OTHER FINANCING SOURCES (USES), AND CASH AND INVESTMENT BALANCES -
 REGULATORY BASIS
 For the Year Ended June 30, 2014
 (Continued)

	Keiser Foundation Scholarship II	Vollmuth Scholarship	Linda Fuhrer Fellowship	Principal Scholarship	PHHS Scholarship	Mershan Trust	Toledo- Buckmaster Spain Study
Cash and investments - beginning	\$ 5,941	\$ 402	\$ 2,039	\$ 534	\$ 1	\$ 1,360	\$ 51,792
Receipts:							
Local sources	-	-	-	-	-	179	-
Intermediate sources	-	-	-	-	-	-	-
State sources	-	-	-	-	-	-	-
Federal sources	-	-	-	-	-	-	-
Other receipts	-	-	-	-	-	-	-
Total receipts	-	-	-	-	-	179	-
Disbursements:							
Instruction	-	-	-	-	-	-	-
Support services	-	-	-	-	-	-	-
Noninstructional services	-	-	-	-	-	-	-
Facilities acquisition and construction	-	-	-	-	-	-	-
Debt services	-	-	-	-	-	-	-
Nonprogrammed charges	-	402	-	534	-	600	-
Total disbursements	-	402	-	534	-	600	-
Excess (deficiency) of receipts over disbursements	-	(402)	-	(534)	-	(421)	-
Other financing sources (uses):							
Proceeds of long-term debt	-	-	-	-	-	-	-
Sale of capital assets	-	-	-	-	-	-	-
Transfers in	-	-	-	-	-	-	-
Transfers out	-	-	-	-	(1)	-	-
Total other financing sources (uses)	-	-	-	-	(1)	-	-
Excess (deficiency) of receipts and other financing sources over disbursements and other financing uses	-	(402)	-	(534)	(1)	(421)	-
Cash and investments - ending	\$ 5,941	\$ -	\$ 2,039	\$ -	\$ -	\$ 939	\$ 51,792

EAST ALLEN COUNTY SCHOOLS
 COMBINING SCHEDULE OF RECEIPTS, DISBURSEMENTS, OTHER FINANCING SOURCES (USES), AND CASH AND INVESTMENT BALANCES -
 REGULATORY BASIS
 For the Year Ended June 30, 2014
 (Continued)

	EAGLE Scholarship	Grabill Bank Scholarship	HEHS Grant Financial Pathways	Monsanto Grant	Parking Permit Fees	LTD Trust	Talent Grant
Cash and investments - beginning	\$ 406	\$ 500	\$ -	\$ -	\$ 5,330	\$ 101,579	\$ 7,480
Receipts:							
Local sources	-	-	2,510	-	770	61,721	-
Intermediate sources	-	-	-	-	-	-	-
State sources	-	-	-	-	-	-	-
Federal sources	-	-	-	-	-	-	-
Other receipts	-	-	-	-	-	-	-
Total receipts	-	-	2,510	-	770	61,721	-
Disbursements:							
Instruction	-	-	2,510	-	621	-	-
Support services	-	-	-	-	-	-	2,582
Noninstructional services	-	-	-	-	-	-	-
Facilities acquisition and construction	-	-	-	-	-	-	-
Debt services	-	-	-	-	-	-	-
Nonprogrammed charges	-	-	-	-	-	121,819	-
Total disbursements	-	-	2,510	-	621	121,819	2,582
Excess (deficiency) of receipts over disbursements	-	-	-	-	149	(60,098)	(2,582)
Other financing sources (uses):							
Proceeds of long-term debt	-	-	-	-	-	-	-
Sale of capital assets	-	-	-	-	-	-	-
Transfers in	-	-	-	-	-	-	-
Transfers out	-	-	-	-	-	-	-
Total other financing sources (uses)	-	-	-	-	-	-	-
Excess (deficiency) of receipts and other financing sources over disbursements and other financing uses	-	-	-	-	149	(60,098)	(2,582)
Cash and investments - ending	<u>\$ 406</u>	<u>\$ 500</u>	<u>\$ -</u>	<u>\$ -</u>	<u>\$ 5,479</u>	<u>\$ 41,481</u>	<u>\$ 4,898</u>

EAST ALLEN COUNTY SCHOOLS
 COMBINING SCHEDULE OF RECEIPTS, DISBURSEMENTS, OTHER FINANCING SOURCES (USES), AND CASH AND INVESTMENT BALANCES -
 REGULATORY BASIS
 For the Year Ended June 30, 2014
 (Continued)

	Afternoon's Rock- Southwick	Health Screening	Afternoon's Rock- NHMS	High Ability Grant 12-13	High Ability Grant 13-14	High Ability Grant 14-15	Medicaid Reimbursement
Cash and investments - beginning	\$ 348	\$ -	\$ 4,615	\$ 37,065	\$ -	\$ -	\$ 5,186
Receipts:							
Local sources	-	1,355	-	-	-	-	-
Intermediate sources	-	-	-	-	-	-	-
State sources	-	-	-	-	59,923	-	15,222
Federal sources	-	-	-	-	-	-	-
Other receipts	-	-	-	-	-	-	-
Total receipts	-	1,355	-	-	59,923	-	15,222
Disbursements:							
Instruction	254	-	2,649	31,775	18,593	-	-
Support services	-	1,355	-	5,290	-	-	-
Noninstructional services	-	-	-	-	-	-	-
Facilities acquisition and construction	-	-	-	-	-	-	-
Debt services	-	-	-	-	-	-	-
Nonprogrammed charges	-	-	-	-	-	-	-
Total disbursements	254	1,355	2,649	37,065	18,593	-	-
Excess (deficiency) of receipts over disbursements	(254)	-	(2,649)	(37,065)	41,330	-	15,222
Other financing sources (uses):							
Proceeds of long-term debt	-	-	-	-	-	-	-
Sale of capital assets	-	-	-	-	-	-	-
Transfers in	-	-	-	-	-	-	-
Transfers out	-	-	-	-	-	-	(14,604)
Total other financing sources (uses)	-	-	-	-	-	-	(14,604)
Excess (deficiency) of receipts and other financing sources over disbursements and other financing uses	(254)	-	(2,649)	(37,065)	41,330	-	618
Cash and investments - ending	\$ 94	\$ -	\$ 1,966	\$ -	\$ 41,330	\$ -	\$ 5,804

EAST ALLEN COUNTY SCHOOLS
 COMBINING SCHEDULE OF RECEIPTS, DISBURSEMENTS, OTHER FINANCING SOURCES (USES), AND CASH AND INVESTMENT BALANCES -
 REGULATORY BASIS
 For the Year Ended June 30, 2014
 (Continued)

	Secured Schools Safety Grant	Non-English Speaking Programs P.L. 273-1999	School Technology	Wellness Program	Afternoon's Rock- PHJH	Afternoon's Rock- PCA	Imagine and Create Grant
Cash and investments - beginning	\$ -	\$ 29,116	\$ 491,510	\$ 185	\$ 1,383	\$ 144	\$ (30,146)
Receipts:							
Local sources	-	-	1,663	-	-	-	-
Intermediate sources	-	-	-	-	-	-	-
State sources	14,373	69,340	111,721	-	-	-	67,208
Federal sources	-	-	-	-	-	-	-
Other receipts	-	-	-	-	-	-	-
Total receipts	<u>14,373</u>	<u>69,340</u>	<u>113,384</u>	<u>-</u>	<u>-</u>	<u>-</u>	<u>67,208</u>
Disbursements:							
Instruction	-	67,848	-	-	772	144	-
Support services	19,164	4,646	242,711	184	-	-	37,062
Noninstructional services	-	4	-	-	-	-	-
Facilities acquisition and construction	-	-	-	-	-	-	-
Debt services	-	-	-	-	-	-	-
Nonprogrammed charges	-	-	-	-	-	-	-
Total disbursements	<u>19,164</u>	<u>72,498</u>	<u>242,711</u>	<u>184</u>	<u>772</u>	<u>144</u>	<u>37,062</u>
Excess (deficiency) of receipts over disbursements	<u>(4,791)</u>	<u>(3,158)</u>	<u>(129,327)</u>	<u>(184)</u>	<u>(772)</u>	<u>(144)</u>	<u>30,146</u>
Other financing sources (uses):							
Proceeds of long-term debt	-	-	-	-	-	-	-
Sale of capital assets	-	-	-	184	-	-	-
Transfers in	-	-	-	-	-	-	-
Transfers out	-	-	-	-	-	-	-
Total other financing sources (uses)	<u>-</u>	<u>-</u>	<u>-</u>	<u>184</u>	<u>-</u>	<u>-</u>	<u>-</u>
Excess (deficiency) of receipts and other financing sources over disbursements and other financing uses	<u>(4,791)</u>	<u>(3,158)</u>	<u>(129,327)</u>	<u>-</u>	<u>(772)</u>	<u>(144)</u>	<u>30,146</u>
Cash and investments - ending	<u>\$ (4,791)</u>	<u>\$ 25,958</u>	<u>\$ 362,183</u>	<u>\$ 185</u>	<u>\$ 611</u>	<u>\$ -</u>	<u>\$ -</u>

EAST ALLEN COUNTY SCHOOLS
 COMBINING SCHEDULE OF RECEIPTS, DISBURSEMENTS, OTHER FINANCING SOURCES (USES), AND CASH AND INVESTMENT BALANCES -
 REGULATORY BASIS
 For the Year Ended June 30, 2014
 (Continued)

	Learn N Serve Grant	Perkins Grant 11-12	Title I 12-13	Title I 13-14	Title I 14-15	Title I, Part D 13-14	Title I, Part D 14-15
Cash and investments - beginning	\$ -	\$ (12,838)	\$ (259,913)	\$ -	\$ -	\$ -	\$ -
Receipts:							
Local sources	50	-	-	-	-	-	-
Intermediate sources	-	-	-	-	-	-	-
State sources	-	49,672	-	-	-	-	-
Federal sources	-	-	832,935	1,812,596	-	9,881	-
Other receipts	-	-	-	-	-	-	-
Total receipts	<u>50</u>	<u>49,672</u>	<u>832,935</u>	<u>1,812,596</u>	<u>-</u>	<u>9,881</u>	<u>-</u>
Disbursements:							
Instruction	-	-	328,985	1,365,710	-	11,762	-
Support services	-	48,784	197,785	567,439	-	-	-
Noninstructional services	-	-	46,252	167,758	-	-	-
Facilities acquisition and construction	-	-	-	-	-	-	-
Debt services	-	-	-	-	-	-	-
Nonprogrammed charges	-	-	-	110	-	-	-
Total disbursements	<u>-</u>	<u>48,784</u>	<u>573,022</u>	<u>2,101,017</u>	<u>-</u>	<u>11,762</u>	<u>-</u>
Excess (deficiency) of receipts over disbursements	<u>50</u>	<u>888</u>	<u>259,913</u>	<u>(288,421)</u>	<u>-</u>	<u>(1,881)</u>	<u>-</u>
Other financing sources (uses):							
Proceeds of long-term debt	-	-	-	-	-	-	-
Sale of capital assets	-	-	-	-	-	-	-
Transfers in	-	-	-	-	-	-	-
Transfers out	-	-	-	-	-	-	-
Total other financing sources (uses)	<u>-</u>	<u>-</u>	<u>-</u>	<u>-</u>	<u>-</u>	<u>-</u>	<u>-</u>
Excess (deficiency) of receipts and other financing sources over disbursements and other financing uses	<u>50</u>	<u>888</u>	<u>259,913</u>	<u>(288,421)</u>	<u>-</u>	<u>(1,881)</u>	<u>-</u>
Cash and investments - ending	<u>\$ 50</u>	<u>\$ (11,950)</u>	<u>\$ -</u>	<u>\$ (288,421)</u>	<u>\$ -</u>	<u>\$ (1,881)</u>	<u>\$ -</u>

EAST ALLEN COUNTY SCHOOLS
 COMBINING SCHEDULE OF RECEIPTS, DISBURSEMENTS, OTHER FINANCING SOURCES (USES), AND CASH AND INVESTMENT BALANCES -
 REGULATORY BASIS
 For the Year Ended June 30, 2014
 (Continued)

	RCSIG 12-13	RCSIG 13-14	RCSIG 14-15	Recycling	IDEA Grant 14-15	IDEA Grant 11-12	IDEA Grant 12-13
Cash and investments - beginning	\$ (12,627)	\$ -	\$ -	\$ 4	\$ -	\$ (4,840)	\$ (189,782)
Receipts:							
Local sources	52,963	-	-	-	-	-	-
Intermediate sources	-	-	-	-	-	-	-
State sources	-	-	-	-	-	-	-
Federal sources	-	11,006	-	86	-	19,322	1,277,793
Other receipts	-	-	-	-	-	-	-
Total receipts	<u>52,963</u>	<u>11,006</u>	<u>-</u>	<u>86</u>	<u>-</u>	<u>19,322</u>	<u>1,277,793</u>
Disbursements:							
Instruction	40,336	12,011	-	69	-	14,482	852,408
Support services	-	-	-	-	-	-	246,769
Noninstructional services	-	2,381	-	-	-	-	-
Facilities acquisition and construction	-	-	-	-	-	-	-
Debt services	-	-	-	-	-	-	-
Nonprogrammed charges	-	-	-	-	-	-	-
Total disbursements	<u>40,336</u>	<u>14,392</u>	<u>-</u>	<u>69</u>	<u>-</u>	<u>14,482</u>	<u>1,099,177</u>
Excess (deficiency) of receipts over disbursements	<u>12,627</u>	<u>(3,386)</u>	<u>-</u>	<u>17</u>	<u>-</u>	<u>4,840</u>	<u>178,616</u>
Other financing sources (uses):							
Proceeds of long-term debt	-	-	-	-	-	-	-
Sale of capital assets	-	-	-	-	-	-	-
Transfers in	-	-	-	-	-	-	-
Transfers out	-	-	-	-	-	-	-
Total other financing sources (uses)	<u>-</u>	<u>-</u>	<u>-</u>	<u>-</u>	<u>-</u>	<u>-</u>	<u>-</u>
Excess (deficiency) of receipts and other financing sources over disbursements and other financing uses	<u>12,627</u>	<u>(3,386)</u>	<u>-</u>	<u>17</u>	<u>-</u>	<u>4,840</u>	<u>178,616</u>
Cash and investments - ending	<u>\$ -</u>	<u>\$ (3,386)</u>	<u>\$ -</u>	<u>\$ 21</u>	<u>\$ -</u>	<u>\$ -</u>	<u>\$ (11,166)</u>

EAST ALLEN COUNTY SCHOOLS
 COMBINING SCHEDULE OF RECEIPTS, DISBURSEMENTS, OTHER FINANCING SOURCES (USES), AND CASH AND INVESTMENT BALANCES -
 REGULATORY BASIS
 For the Year Ended June 30, 2014
 (Continued)

	IDEA Grant 13-14	Tech Assist Grant	Special Ed Preschool Grant 12-13	Special Ed Preschool Grant 13-14	Special Ed Preschool Grant 14-15	Medicaid Reimbursement- Federal
Cash and investments - beginning	\$ -	\$ -	\$ (5,796)	\$ -	\$ -	\$ 56,615
Receipts:						
Local sources	-	-	-	-	-	-
Intermediate sources	-	-	-	-	-	-
State sources	-	-	-	-	-	-
Federal sources	878,793	56,383	19,476	51,096	-	28,450
Other receipts	-	-	-	-	-	-
Total receipts	<u>878,793</u>	<u>56,383</u>	<u>19,476</u>	<u>51,096</u>	<u>-</u>	<u>28,450</u>
Disbursements:						
Instruction	939,351	62,959	13,680	57,318	-	-
Support services	123,376	-	-	-	-	20,925
Noninstructional services	-	-	-	-	-	-
Facilities acquisition and construction	-	-	-	-	-	2,159
Debt services	-	-	-	-	-	-
Nonprogrammed charges	-	-	-	-	-	-
Total disbursements	<u>1,062,727</u>	<u>62,959</u>	<u>13,680</u>	<u>57,318</u>	<u>-</u>	<u>23,084</u>
Excess (deficiency) of receipts over disbursements	<u>(183,934)</u>	<u>(6,576)</u>	<u>5,796</u>	<u>(6,222)</u>	<u>-</u>	<u>5,366</u>
Other financing sources (uses):						
Proceeds of long-term debt	-	-	-	-	-	-
Sale of capital assets	-	-	-	-	-	-
Transfers in	-	-	-	-	-	-
Transfers out	-	-	-	-	-	-
Total other financing sources (uses)	<u>-</u>	<u>-</u>	<u>-</u>	<u>-</u>	<u>-</u>	<u>-</u>
Excess (deficiency) of receipts and other financing sources over disbursements and other financing uses	<u>(183,934)</u>	<u>(6,576)</u>	<u>5,796</u>	<u>(6,222)</u>	<u>-</u>	<u>5,366</u>
Cash and investments - ending	<u>\$ (183,934)</u>	<u>\$ (6,576)</u>	<u>\$ -</u>	<u>\$ (6,222)</u>	<u>\$ -</u>	<u>\$ 61,981</u>

EAST ALLEN COUNTY SCHOOLS
 COMBINING SCHEDULE OF RECEIPTS, DISBURSEMENTS, OTHER FINANCING SOURCES (USES), AND CASH AND INVESTMENT BALANCES -
 REGULATORY BASIS
 For the Year Ended June 30, 2014
 (Continued)

	Juvenile Accountability Block Grant- Court 12-13	Juvenile Accountability Block Grant- EACS Portion	Juvenile Accountability Block Grant- Court 13-14	Title IIA 14-15	Title IIA 13-14	Title IIA 12-13
Cash and investments - beginning	\$ (23,814)	\$ -	\$ -	\$ -	\$ -	\$ (7,071)
Receipts:						
Local sources	-	-	-	-	-	-
Intermediate sources	-	-	-	-	-	-
State sources	-	-	-	-	-	-
Federal sources	33,078	20,000	6,902	-	111,192	140,693
Other receipts	-	-	-	-	-	-
Total receipts	<u>33,078</u>	<u>20,000</u>	<u>6,902</u>	<u>-</u>	<u>111,192</u>	<u>140,693</u>
Disbursements:						
Instruction	9,264	20,000	17,494	-	-	-
Support services	-	-	-	-	115,089	133,622
Noninstructional services	-	-	-	-	-	-
Facilities acquisition and construction	-	-	-	-	-	-
Debt services	-	-	-	-	-	-
Nonprogrammed charges	-	-	-	-	-	-
Total disbursements	<u>9,264</u>	<u>20,000</u>	<u>17,494</u>	<u>-</u>	<u>115,089</u>	<u>133,622</u>
Excess (deficiency) of receipts over disbursements	<u>23,814</u>	<u>-</u>	<u>(10,592)</u>	<u>-</u>	<u>(3,897)</u>	<u>7,071</u>
Other financing sources (uses):						
Proceeds of long-term debt	-	-	-	-	-	-
Sale of capital assets	-	-	-	-	-	-
Transfers in	-	-	-	-	-	-
Transfers out	-	-	-	-	-	-
Total other financing sources (uses)	<u>-</u>	<u>-</u>	<u>-</u>	<u>-</u>	<u>-</u>	<u>-</u>
Excess (deficiency) of receipts and other financing sources over disbursements and other financing uses	<u>23,814</u>	<u>-</u>	<u>(10,592)</u>	<u>-</u>	<u>(3,897)</u>	<u>7,071</u>
Cash and investments - ending	<u>\$ -</u>	<u>\$ -</u>	<u>\$ (10,592)</u>	<u>\$ -</u>	<u>\$ (3,897)</u>	<u>\$ -</u>

EAST ALLEN COUNTY SCHOOLS
 COMBINING SCHEDULE OF RECEIPTS, DISBURSEMENTS, OTHER FINANCING SOURCES (USES), AND CASH AND INVESTMENT BALANCES -
 REGULATORY BASIS
 For the Year Ended June 30, 2014
 (Continued)

	Title III 13-14	GPS Grant-NHPD Secure Schools	Title III 14-15	McKinney- Vento Education for Homeless	Payroll Clearing	Totals
Cash and investments - beginning	\$ (5,349)	\$ (13,248)	\$ -	\$ -	\$ -	\$ 31,946,597
Receipts:						
Local sources	-	40,656	-	-	-	36,825,591
Intermediate sources	-	-	-	-	-	114
State sources	-	-	-	-	-	55,825,897
Federal sources	98,045	-	-	11,572	-	8,329,536
Other receipts	-	-	-	-	16,011,737	16,084,168
Total receipts	<u>98,045</u>	<u>40,656</u>	<u>-</u>	<u>11,572</u>	<u>16,011,737</u>	<u>117,065,306</u>
Disbursements:						
Instruction	91,324	-	-	13,924	-	43,684,596
Support services	5,651	27,408	-	-	-	30,695,194
Noninstructional services	-	-	-	-	-	5,069,091
Facilities acquisition and construction	-	-	-	-	-	2,520,225
Debt services	-	-	-	-	-	5,872,945
Nonprogrammed charges	-	-	-	-	16,011,390	27,469,571
Total disbursements	<u>96,975</u>	<u>27,408</u>	<u>-</u>	<u>13,924</u>	<u>16,011,390</u>	<u>115,311,622</u>
Excess (deficiency) of receipts over disbursements	<u>1,070</u>	<u>13,248</u>	<u>-</u>	<u>(2,352)</u>	<u>347</u>	<u>1,753,684</u>
Other financing sources (uses):						
Proceeds of long-term debt	-	-	-	-	-	2,027,000
Sale of capital assets	-	-	-	-	-	479,347
Transfers in	-	-	-	-	-	14,914
Transfers out	-	-	-	-	-	(14,914)
Total other financing sources (uses)	<u>-</u>	<u>-</u>	<u>-</u>	<u>-</u>	<u>-</u>	<u>2,506,347</u>
Excess (deficiency) of receipts and other financing sources over disbursements and other financing uses	<u>1,070</u>	<u>13,248</u>	<u>-</u>	<u>(2,352)</u>	<u>347</u>	<u>4,260,031</u>
Cash and investments - ending	<u>\$ (4,279)</u>	<u>\$ -</u>	<u>\$ -</u>	<u>\$ (2,352)</u>	<u>\$ 347</u>	<u>\$ 36,206,988</u>

EAST ALLEN COUNTY SCHOOLS
 COMBINING SCHEDULE OF RECEIPTS, DISBURSEMENTS, OTHER FINANCING SOURCES (USES), AND CASH AND INVESTMENT BALANCES -
 REGULATORY BASIS
 For the Year Ended June 30, 2015

	General	Debt Service	Retirement/ Severance Bond Debt Service	Capital Projects	School Transportation	School Bus Replacement	Rainy Day
Cash and investments - beginning	\$ 11,222,218	\$ 3,837,835	\$ 411,528	\$ 4,116,828	\$ 2,096,507	\$ 774,565	\$ 2,578,769
Receipts:							
Local sources	1,194,688	6,444,233	833,711	7,660,859	6,343,483	948,608	-
Intermediate sources	84	-	-	-	-	-	-
State sources	55,780,907	-	-	-	-	-	-
Federal sources	-	-	-	-	-	-	-
Other receipts	-	-	-	-	-	-	-
Total receipts	<u>56,975,679</u>	<u>6,444,233</u>	<u>833,711</u>	<u>7,660,859</u>	<u>6,343,483</u>	<u>948,608</u>	<u>-</u>
Disbursements:							
Instruction	38,624,361	-	-	-	-	-	-
Support services	15,540,528	-	-	5,618,923	6,178,359	1,039,788	-
Noninstructional services	757,702	-	-	-	-	-	-
Facilities acquisition and construction	-	-	-	2,085,425	-	-	-
Debt services	-	8,871,325	1,204,607	-	-	-	-
Nonprogrammed charges	14,559	-	-	-	-	-	-
Total disbursements	<u>54,937,150</u>	<u>8,871,325</u>	<u>1,204,607</u>	<u>7,704,348</u>	<u>6,178,359</u>	<u>1,039,788</u>	<u>-</u>
Excess (deficiency) of receipts over disbursements	<u>2,038,529</u>	<u>(2,427,092)</u>	<u>(370,896)</u>	<u>(43,489)</u>	<u>165,124</u>	<u>(91,180)</u>	<u>-</u>
Other financing sources (uses):							
Sale of capital assets	-	-	-	289,210	133,857	-	-
Transfers in	13,741	-	-	-	-	-	-
Transfers out	(81)	(6,744)	-	-	-	-	-
Total other financing sources (uses)	<u>13,660</u>	<u>(6,744)</u>	<u>-</u>	<u>289,210</u>	<u>133,857</u>	<u>-</u>	<u>-</u>
Excess (deficiency) of receipts and other financing sources over disbursements and other financing uses	<u>2,052,189</u>	<u>(2,433,836)</u>	<u>(370,896)</u>	<u>245,721</u>	<u>298,981</u>	<u>(91,180)</u>	<u>-</u>
Cash and investments - ending	<u>\$ 13,274,407</u>	<u>\$ 1,403,999</u>	<u>\$ 40,632</u>	<u>\$ 4,362,549</u>	<u>\$ 2,395,488</u>	<u>\$ 683,385</u>	<u>\$ 2,578,769</u>

EAST ALLEN COUNTY SCHOOLS
 COMBINING SCHEDULE OF RECEIPTS, DISBURSEMENTS, OTHER FINANCING SOURCES (USES), AND CASH AND INVESTMENT BALANCES -
 REGULATORY BASIS
 For the Year Ended June 30, 2015
 (Continued)

	Retirement/ Severance Bond	Post- Retirement/ Severance Future Benefits	Construction	School Lunch	Textbook Rental	Health Trust	Levy Excess
Cash and investments - beginning	\$ 461,237	\$ 229,327	\$ 1,902,082	\$ 2,339,042	\$ 983,882	\$ 5,014,457	\$ -
Receipts:							
Local sources	-	4,050	-	1,506,018	595,046	11,913,444	2,738
Intermediate sources	-	-	-	-	-	-	-
State sources	-	-	-	51,431	-	-	-
Federal sources	-	-	-	2,702,543	-	-	-
Other receipts	-	-	-	-	-	-	-
Total receipts	-	4,050	-	4,259,992	595,046	11,913,444	2,738
Disbursements:							
Instruction	-	-	-	-	-	-	-
Support services	-	4,050	-	35	563,136	-	-
Noninstructional services	-	21,708	-	4,317,742	-	-	-
Facilities acquisition and construction	-	-	1,255,865	-	-	-	-
Debt services	-	-	-	-	-	-	-
Nonprogrammed charges	-	-	-	-	-	12,522,735	-
Total disbursements	-	25,758	1,255,865	4,317,777	563,136	12,522,735	-
Excess (deficiency) of receipts over disbursements	-	(21,708)	(1,255,865)	(57,785)	31,910	(609,291)	2,738
Other financing sources (uses):							
Sale of capital assets	-	-	-	17,125	127	-	-
Transfers in	-	-	-	-	6,744	-	-
Transfers out	-	-	-	-	-	-	-
Total other financing sources (uses)	-	-	-	17,125	6,871	-	-
Excess (deficiency) of receipts and other financing sources over disbursements and other financing uses	-	(21,708)	(1,255,865)	(40,660)	38,781	(609,291)	2,738
Cash and investments - ending	<u>\$ 461,237</u>	<u>\$ 207,619</u>	<u>\$ 646,217</u>	<u>\$ 2,298,382</u>	<u>\$ 1,022,663</u>	<u>\$ 4,405,166</u>	<u>\$ 2,738</u>

EAST ALLEN COUNTY SCHOOLS
 COMBINING SCHEDULE OF RECEIPTS, DISBURSEMENTS, OTHER FINANCING SOURCES (USES), AND CASH AND INVESTMENT BALANCES -
 REGULATORY BASIS
 For the Year Ended June 30, 2015
 (Continued)

	Art Association	Alternative Education	School Security Equipment Grant	SAFE School Haven	Early Intervention Grant 14-15	Early Intervention Grant 13-14	IN Youth Institute Grant
Cash and investments - beginning	\$ 23,456	\$ -	\$ -	\$ -	\$ -	\$ 14,612	\$ 750
Receipts:							
Local sources	42,265	-	-	-	-	-	-
Intermediate sources	-	-	-	-	-	-	-
State sources	-	53,486	20,000	-	39,889	-	-
Federal sources	-	-	-	-	-	-	-
Other receipts	-	-	-	-	-	-	-
Total receipts	<u>42,265</u>	<u>53,486</u>	<u>20,000</u>	<u>-</u>	<u>39,889</u>	<u>-</u>	<u>-</u>
Disbursements:							
Instruction	-	-	20,000	-	31,192	14,612	-
Support services	-	-	-	-	-	-	750
Noninstructional services	42,542	-	-	-	-	-	-
Facilities acquisition and construction	-	-	-	-	-	-	-
Debt services	-	-	-	-	-	-	-
Nonprogrammed charges	-	-	-	-	-	-	-
Total disbursements	<u>42,542</u>	<u>-</u>	<u>20,000</u>	<u>-</u>	<u>31,192</u>	<u>14,612</u>	<u>750</u>
Excess (deficiency) of receipts over disbursements	<u>(277)</u>	<u>53,486</u>	<u>-</u>	<u>-</u>	<u>8,697</u>	<u>(14,612)</u>	<u>(750)</u>
Other financing sources (uses):							
Sale of capital assets	-	-	-	-	-	-	-
Transfers in	-	-	-	-	-	-	-
Transfers out	-	-	-	-	-	-	-
Total other financing sources (uses)	<u>-</u>	<u>-</u>	<u>-</u>	<u>-</u>	<u>-</u>	<u>-</u>	<u>-</u>
Excess (deficiency) of receipts and other financing sources over disbursements and other financing uses	<u>(277)</u>	<u>53,486</u>	<u>-</u>	<u>-</u>	<u>8,697</u>	<u>(14,612)</u>	<u>(750)</u>
Cash and investments - ending	<u>\$ 23,179</u>	<u>\$ 53,486</u>	<u>\$ -</u>	<u>\$ -</u>	<u>\$ 8,697</u>	<u>\$ -</u>	<u>\$ -</u>

EAST ALLEN COUNTY SCHOOLS
 COMBINING SCHEDULE OF RECEIPTS, DISBURSEMENTS, OTHER FINANCING SOURCES (USES), AND CASH AND INVESTMENT BALANCES -
 REGULATORY BASIS
 For the Year Ended June 30, 2015
 (Continued)

	AT&T Tower- PHHS	NHHS Purdue Search Grant	PHHS Purdue Search Grant	Search Clubs NHMS	Para Testing	Schwab Grant	AWS Foundation
Cash and investments - beginning	\$ 1,500	\$ -	\$ 135	\$ 1,014	\$ (555)	\$ -	\$ 10,000
Receipts:							
Local sources	14,300	-	-	-	-	425	2,922
Intermediate sources	-	-	-	-	-	-	-
State sources	-	-	-	-	-	-	-
Federal sources	-	-	-	-	-	-	-
Other receipts	-	-	-	-	-	27	-
Total receipts	<u>14,300</u>	<u>-</u>	<u>-</u>	<u>-</u>	<u>-</u>	<u>452</u>	<u>2,922</u>
Disbursements:							
Instruction	14,300	-	135	-	-	1,992	12,922
Support services	-	-	-	-	400	-	-
Noninstructional services	-	-	-	-	-	-	-
Facilities acquisition and construction	-	-	-	-	-	-	-
Debt services	-	-	-	-	-	-	-
Nonprogrammed charges	-	-	-	-	-	-	-
Total disbursements	<u>14,300</u>	<u>-</u>	<u>135</u>	<u>-</u>	<u>400</u>	<u>1,992</u>	<u>12,922</u>
Excess (deficiency) of receipts over disbursements	<u>-</u>	<u>-</u>	<u>(135)</u>	<u>-</u>	<u>(400)</u>	<u>(1,540)</u>	<u>(10,000)</u>
Other financing sources (uses):							
Sale of capital assets	-	-	-	-	150	-	-
Transfers in	-	-	-	-	-	-	-
Transfers out	-	-	-	-	-	-	-
Total other financing sources (uses)	<u>-</u>	<u>-</u>	<u>-</u>	<u>-</u>	<u>150</u>	<u>-</u>	<u>-</u>
Excess (deficiency) of receipts and other financing sources over disbursements and other financing uses	<u>-</u>	<u>-</u>	<u>(135)</u>	<u>-</u>	<u>(250)</u>	<u>(1,540)</u>	<u>(10,000)</u>
Cash and investments - ending	<u>\$ 1,500</u>	<u>\$ -</u>	<u>\$ -</u>	<u>\$ 1,014</u>	<u>\$ (805)</u>	<u>\$ (1,540)</u>	<u>\$ -</u>

EAST ALLEN COUNTY SCHOOLS
 COMBINING SCHEDULE OF RECEIPTS, DISBURSEMENTS, OTHER FINANCING SOURCES (USES), AND CASH AND INVESTMENT BALANCES -
 REGULATORY BASIS
 For the Year Ended June 30, 2015
 (Continued)

	Box Tops for Education	Verizon Grant	Donation	I-Pad Student Insurance	Arts United Grant- Field Trip	AWS Grant	College Access
Cash and investments - beginning	\$ 880	\$ -	\$ 17,499	\$ 79,565	\$ -	\$ 7,709	\$ 7,588
Receipts:							
Local sources	-	20,000	39,218	119,228	-	-	40,983
Intermediate sources	-	-	-	-	-	-	-
State sources	-	-	-	-	-	-	-
Federal sources	-	-	-	-	-	-	-
Other receipts	-	-	-	44,365	-	-	-
Total receipts	-	20,000	39,218	163,593	-	-	40,983
Disbursements:							
Instruction	879	17,881	43,503	-	-	7,689	15,313
Support services	-	1,345	2,418	103,331	-	-	-
Noninstructional services	-	-	400	-	-	-	-
Facilities acquisition and construction	-	-	-	-	-	-	-
Debt services	-	-	-	-	-	-	-
Nonprogrammed charges	-	-	-	-	-	-	-
Total disbursements	879	19,226	46,321	103,331	-	7,689	15,313
Excess (deficiency) of receipts over disbursements	(879)	774	(7,103)	60,262	-	(7,689)	25,670
Other financing sources (uses):							
Sale of capital assets	-	-	-	-	-	-	-
Transfers in	-	-	20	-	-	-	-
Transfers out	-	-	-	-	-	(20)	-
Total other financing sources (uses)	-	-	20	-	-	(20)	-
Excess (deficiency) of receipts and other financing sources over disbursements and other financing uses	(879)	774	(7,083)	60,262	-	(7,709)	25,670
Cash and investments - ending	<u>\$ 1</u>	<u>\$ 774</u>	<u>\$ 10,416</u>	<u>\$ 139,827</u>	<u>\$ -</u>	<u>\$ -</u>	<u>\$ 33,258</u>

EAST ALLEN COUNTY SCHOOLS
 COMBINING SCHEDULE OF RECEIPTS, DISBURSEMENTS, OTHER FINANCING SOURCES (USES), AND CASH AND INVESTMENT BALANCES -
 REGULATORY BASIS
 For the Year Ended June 30, 2015
 (Continued)

	Keiser Foundation Scholarship II	Vollmuth Scholarship	Linda Fuhrer Fellowship	Principal Scholarship	PHHS Scholarship	Mershan Trust	Toledo- Buckmaster Spain Study
Cash and investments - beginning	\$ 5,941	\$ -	\$ 2,039	\$ -	\$ -	\$ 939	\$ 51,792
Receipts:							
Local sources	-	-	(3)	-	-	189	-
Intermediate sources	-	-	-	-	-	-	-
State sources	-	-	-	-	-	-	-
Federal sources	-	-	-	-	-	-	-
Other receipts	-	-	-	-	-	-	-
Total receipts	-	-	(3)	-	-	189	-
Disbursements:							
Instruction	-	-	-	-	-	-	-
Support services	-	-	-	-	-	-	-
Noninstructional services	-	-	-	-	-	-	-
Facilities acquisition and construction	-	-	-	-	-	-	-
Debt services	-	-	-	-	-	-	-
Nonprogrammed charges	-	-	-	-	-	-	-
Total disbursements	-	-	-	-	-	-	-
Excess (deficiency) of receipts over disbursements	-	-	(3)	-	-	189	-
Other financing sources (uses):							
Sale of capital assets	-	-	3	-	-	-	-
Transfers in	-	-	3	-	-	-	78
Transfers out	-	-	-	-	-	-	-
Total other financing sources (uses)	-	-	6	-	-	-	78
Excess (deficiency) of receipts and other financing sources over disbursements and other financing uses	-	-	3	-	-	189	78
Cash and investments - ending	<u>\$ 5,941</u>	<u>\$ -</u>	<u>\$ 2,042</u>	<u>\$ -</u>	<u>\$ -</u>	<u>\$ 1,128</u>	<u>\$ 51,870</u>

EAST ALLEN COUNTY SCHOOLS
 COMBINING SCHEDULE OF RECEIPTS, DISBURSEMENTS, OTHER FINANCING SOURCES (USES), AND CASH AND INVESTMENT BALANCES -
 REGULATORY BASIS
 For the Year Ended June 30, 2015
 (Continued)

	EAGLE Scholarship	Grabill Bank Scholarship	HEHS Grant Financial Pathways	Monsanto Grant	Parking Permit Fees	LTD Trust	Talent Grant
Cash and investments - beginning	\$ 406	\$ 500	\$ -	\$ -	\$ 5,479	\$ 41,481	\$ 4,898
Receipts:							
Local sources	-	-	-	10,000	-	167,819	-
Intermediate sources	-	-	-	-	-	-	-
State sources	-	-	-	-	-	-	-
Federal sources	-	-	-	-	-	-	-
Other receipts	-	-	-	-	-	-	-
Total receipts	-	-	-	10,000	-	167,819	-
Disbursements:							
Instruction	-	-	-	7,378	599	-	-
Support services	-	-	-	-	-	-	4,875
Noninstructional services	-	-	-	-	-	-	-
Facilities acquisition and construction	-	-	-	-	-	-	-
Debt services	-	-	-	-	-	-	-
Nonprogrammed charges	-	500	-	-	-	161,357	-
Total disbursements	-	500	-	7,378	599	161,357	4,875
Excess (deficiency) of receipts over disbursements	-	(500)	-	2,622	(599)	6,462	(4,875)
Other financing sources (uses):							
Sale of capital assets	-	-	-	-	-	-	-
Transfers in	-	-	-	-	-	-	-
Transfers out	-	-	-	-	-	-	-
Total other financing sources (uses)	-	-	-	-	-	-	-
Excess (deficiency) of receipts and other financing sources over disbursements and other financing uses	-	(500)	-	2,622	(599)	6,462	(4,875)
Cash and investments - ending	<u>\$ 406</u>	<u>\$ -</u>	<u>\$ -</u>	<u>\$ 2,622</u>	<u>\$ 4,880</u>	<u>\$ 47,943</u>	<u>\$ 23</u>

EAST ALLEN COUNTY SCHOOLS
 COMBINING SCHEDULE OF RECEIPTS, DISBURSEMENTS, OTHER FINANCING SOURCES (USES), AND CASH AND INVESTMENT BALANCES -
 REGULATORY BASIS
 For the Year Ended June 30, 2015
 (Continued)

	Afternoon's Rock- Southwick	Health Screening	Afternoon's Rock- NHMS	High Ability Grant 12-13	High Ability Grant 13-14	High Ability Grant 14-15	Medicaid Reimbursement
Cash and investments - beginning	\$ 94	\$ -	\$ 1,966	\$ -	\$ 41,330	\$ -	\$ 5,804
Receipts:							
Local sources	-	2,830	-	-	-	-	-
Intermediate sources	-	-	-	-	-	-	-
State sources	-	-	-	-	-	61,307	19,184
Federal sources	-	-	-	-	-	-	-
Other receipts	-	-	-	-	-	-	-
Total receipts	-	2,830	-	-	-	61,307	19,184
Disbursements:							
Instruction	94	-	1,781	-	41,173	42,317	-
Support services	-	-	-	-	157	-	-
Noninstructional services	-	-	-	-	-	-	-
Facilities acquisition and construction	-	-	-	-	-	-	-
Debt services	-	-	-	-	-	-	-
Nonprogrammed charges	-	-	-	-	-	-	-
Total disbursements	94	-	1,781	-	41,330	42,317	-
Excess (deficiency) of receipts over disbursements	(94)	2,830	(1,781)	-	(41,330)	18,990	19,184
Other financing sources (uses):							
Sale of capital assets	-	-	-	-	-	-	-
Transfers in	-	-	-	-	-	-	-
Transfers out	-	-	-	-	-	-	(13,704)
Total other financing sources (uses)	-	-	-	-	-	-	(13,704)
Excess (deficiency) of receipts and other financing sources over disbursements and other financing uses	(94)	2,830	(1,781)	-	(41,330)	18,990	5,480
Cash and investments - ending	\$ -	\$ 2,830	\$ 185	\$ -	\$ -	\$ 18,990	\$ 11,284

EAST ALLEN COUNTY SCHOOLS
 COMBINING SCHEDULE OF RECEIPTS, DISBURSEMENTS, OTHER FINANCING SOURCES (USES), AND CASH AND INVESTMENT BALANCES -
 REGULATORY BASIS
 For the Year Ended June 30, 2015
 (Continued)

	Secured Schools Safety Grant	Non-English Speaking Programs P.L. 273-1999	School Technology	Wellness Program	Afternoon's Rock- PHJH	Afternoon's Rock- PCA	Imagine and Create Grant
Cash and investments - beginning	\$ (4,791)	\$ 25,958	\$ 362,183	\$ 185	\$ 611	\$ -	\$ -
Receipts:							
Local sources	-	-	-	-	-	-	-
Intermediate sources	-	-	-	-	-	-	-
State sources	82,130	67,883	149,344	-	-	-	32,792
Federal sources	-	-	-	-	-	-	-
Other receipts	-	-	-	-	-	-	-
Total receipts	<u>82,130</u>	<u>67,883</u>	<u>149,344</u>	<u>-</u>	<u>-</u>	<u>-</u>	<u>32,792</u>
Disbursements:							
Instruction	-	63,063	-	-	-	-	-
Support services	77,339	8,671	488,077	-	-	-	32,792
Noninstructional services	-	-	-	-	-	-	-
Facilities acquisition and construction	-	-	-	-	-	-	-
Debt services	-	-	-	-	-	-	-
Nonprogrammed charges	-	-	-	-	-	-	-
Total disbursements	<u>77,339</u>	<u>71,734</u>	<u>488,077</u>	<u>-</u>	<u>-</u>	<u>-</u>	<u>32,792</u>
Excess (deficiency) of receipts over disbursements	<u>4,791</u>	<u>(3,851)</u>	<u>(338,733)</u>	<u>-</u>	<u>-</u>	<u>-</u>	<u>-</u>
Other financing sources (uses):							
Sale of capital assets	-	-	-	-	-	-	-
Transfers in	-	-	-	-	-	-	-
Transfers out	-	-	-	-	-	-	-
Total other financing sources (uses)	<u>-</u>	<u>-</u>	<u>-</u>	<u>-</u>	<u>-</u>	<u>-</u>	<u>-</u>
Excess (deficiency) of receipts and other financing sources over disbursements and other financing uses	<u>4,791</u>	<u>(3,851)</u>	<u>(338,733)</u>	<u>-</u>	<u>-</u>	<u>-</u>	<u>-</u>
Cash and investments - ending	<u>\$ -</u>	<u>\$ 22,107</u>	<u>\$ 23,450</u>	<u>\$ 185</u>	<u>\$ 611</u>	<u>\$ -</u>	<u>\$ -</u>

EAST ALLEN COUNTY SCHOOLS
 COMBINING SCHEDULE OF RECEIPTS, DISBURSEMENTS, OTHER FINANCING SOURCES (USES), AND CASH AND INVESTMENT BALANCES -
 REGULATORY BASIS
 For the Year Ended June 30, 2015
 (Continued)

	Learn N Serve Grant	Perkins Grant 11-12	Title I 12-13	Title I 13-14	Title I 14-15	Title I, Part D 13-14	Title I, Part D 14-15
Cash and investments - beginning	\$ 50	\$ (11,950)	\$ -	\$ (288,421)	\$ -	\$ (1,881)	\$ -
Receipts:							
Local sources	-	-	-	-	-	-	-
Intermediate sources	-	-	-	-	-	-	-
State sources	-	11,950	-	-	-	-	-
Federal sources	-	-	-	1,007,172	2,063,793	4,228	28,039
Other receipts	-	-	-	-	-	-	-
Total receipts	-	11,950	-	1,007,172	2,063,793	4,228	28,039
Disbursements:							
Instruction	-	-	-	447,379	1,632,296	2,347	29,716
Support services	-	23,181	-	237,466	547,304	-	-
Noninstructional services	-	-	-	33,906	209,604	-	-
Facilities acquisition and construction	-	-	-	-	-	-	-
Debt services	-	-	-	-	-	-	-
Nonprogrammed charges	-	-	-	-	-	-	-
Total disbursements	-	23,181	-	718,751	2,389,204	2,347	29,716
Excess (deficiency) of receipts over disbursements	-	(11,231)	-	288,421	(325,411)	1,881	(1,677)
Other financing sources (uses):							
Sale of capital assets	-	-	-	-	-	-	-
Transfers in	-	-	-	-	-	-	-
Transfers out	-	-	-	-	(37)	-	-
Total other financing sources (uses)	-	-	-	-	(37)	-	-
Excess (deficiency) of receipts and other financing sources over disbursements and other financing uses	-	(11,231)	-	288,421	(325,448)	1,881	(1,677)
Cash and investments - ending	\$ 50	\$ (23,181)	\$ -	\$ -	\$ (325,448)	\$ -	\$ (1,677)

EAST ALLEN COUNTY SCHOOLS
 COMBINING SCHEDULE OF RECEIPTS, DISBURSEMENTS, OTHER FINANCING SOURCES (USES), AND CASH AND INVESTMENT BALANCES -
 REGULATORY BASIS
 For the Year Ended June 30, 2015
 (Continued)

	RCSIG 12-13	RCSIG 13-14	RCSIG 14-15	Recycling	IDEA Grant 14-15	IDEA Grant 11-12	IDEA Grant 12-13
Cash and investments - beginning	\$ -	\$ (3,386)	\$ -	\$ 21	\$ -	\$ -	\$ (11,166)
Receipts:							
Local sources	-	-	-	-	-	-	-
Intermediate sources	-	-	-	-	-	-	-
State sources	-	-	-	-	-	-	-
Federal sources	-	39,721	-	-	802,559	-	107,195
Other receipts	-	-	-	-	-	-	-
Total receipts	-	39,721	-	-	802,559	-	107,195
Disbursements:							
Instruction	-	23,854	8,865	21	849,450	-	3,717
Support services	-	12,445	441	-	110,334	-	92,312
Noninstructional services	-	36	-	-	-	-	-
Facilities acquisition and construction	-	-	-	-	-	-	-
Debt services	-	-	-	-	-	-	-
Nonprogrammed charges	-	-	-	-	-	-	-
Total disbursements	-	36,335	9,306	21	959,784	-	96,029
Excess (deficiency) of receipts over disbursements	-	3,386	(9,306)	(21)	(157,225)	-	11,166
Other financing sources (uses):							
Sale of capital assets	-	-	-	-	-	-	-
Transfers in	-	-	-	-	-	-	-
Transfers out	-	-	-	-	-	-	-
Total other financing sources (uses)	-	-	-	-	-	-	-
Excess (deficiency) of receipts and other financing sources over disbursements and other financing uses	-	3,386	(9,306)	(21)	(157,225)	-	11,166
Cash and investments - ending	\$ -	\$ -	\$ (9,306)	\$ -	\$ (157,225)	\$ -	\$ -

EAST ALLEN COUNTY SCHOOLS
 COMBINING SCHEDULE OF RECEIPTS, DISBURSEMENTS, OTHER FINANCING SOURCES (USES), AND CASH AND INVESTMENT BALANCES -
 REGULATORY BASIS
 For the Year Ended June 30, 2015
 (Continued)

	IDEA Grant 13-14	Tech Assist Grant	Special Ed Preschool Grant 12-13	Special Ed Preschool Grant 13-14	Special Ed Preschool Grant 14-15	Medicaid Reimbursement- Federal
Cash and investments - beginning	\$ (183,934)	\$ (6,576)	\$ -	\$ (6,222)	\$ -	\$ 61,981
Receipts:						
Local sources	-	-	-	-	-	-
Intermediate sources	-	-	-	-	-	-
State sources	-	-	-	-	-	-
Federal sources	1,137,196	17,039	-	20,536	49,403	35,856
Other receipts	-	-	-	-	-	-
Total receipts	<u>1,137,196</u>	<u>17,039</u>	<u>-</u>	<u>20,536</u>	<u>49,403</u>	<u>35,856</u>
Disbursements:						
Instruction	867,407	10,463	-	14,314	54,521	-
Support services	94,178	-	-	-	-	12,445
Noninstructional services	-	-	-	-	-	-
Facilities acquisition and construction	-	-	-	-	-	2,959
Debt services	-	-	-	-	-	-
Nonprogrammed charges	-	-	-	-	-	-
Total disbursements	<u>961,585</u>	<u>10,463</u>	<u>-</u>	<u>14,314</u>	<u>54,521</u>	<u>15,404</u>
Excess (deficiency) of receipts over disbursements	<u>175,611</u>	<u>6,576</u>	<u>-</u>	<u>6,222</u>	<u>(5,118)</u>	<u>20,452</u>
Other financing sources (uses):						
Sale of capital assets	-	-	-	-	-	-
Transfers in	-	-	-	-	-	-
Transfers out	-	-	-	-	-	-
Total other financing sources (uses)	<u>-</u>	<u>-</u>	<u>-</u>	<u>-</u>	<u>-</u>	<u>-</u>
Excess (deficiency) of receipts and other financing sources over disbursements and other financing uses	<u>175,611</u>	<u>6,576</u>	<u>-</u>	<u>6,222</u>	<u>(5,118)</u>	<u>20,452</u>
Cash and investments - ending	<u>\$ (8,323)</u>	<u>\$ -</u>	<u>\$ -</u>	<u>\$ -</u>	<u>\$ (5,118)</u>	<u>\$ 82,433</u>

EAST ALLEN COUNTY SCHOOLS
 COMBINING SCHEDULE OF RECEIPTS, DISBURSEMENTS, OTHER FINANCING SOURCES (USES), AND CASH AND INVESTMENT BALANCES -
 REGULATORY BASIS
 For the Year Ended June 30, 2015
 (Continued)

	Juvenile Accountability Block Grant- Court 12-13	Juvenile Accountability Block Grant- EACS Portion	Juvenile Accountability Block Grant- Court 13-14	Title IIA 14-15	Title IIA 13-14	Title IIA 12-13
Cash and investments - beginning	\$ -	\$ -	\$ (10,592)	\$ -	\$ (3,897)	\$ -
Receipts:						
Local sources	-	-	-	-	-	-
Intermediate sources	-	-	-	-	-	-
State sources	-	-	-	-	-	-
Federal sources	-	-	18,997	93,195	173,393	-
Other receipts	-	-	-	-	-	-
Total receipts	-	-	18,997	93,195	173,393	-
Disbursements:						
Instruction	-	-	8,405	-	-	-
Support services	-	-	-	130,651	169,595	-
Noninstructional services	-	-	-	-	-	-
Facilities acquisition and construction	-	-	-	-	-	-
Debt services	-	-	-	-	-	-
Nonprogrammed charges	-	-	-	-	-	-
Total disbursements	-	-	8,405	130,651	169,595	-
Excess (deficiency) of receipts over disbursements	-	-	10,592	(37,456)	3,798	-
Other financing sources (uses):						
Sale of capital assets	-	-	-	-	-	-
Transfers in	-	-	-	-	-	-
Transfers out	-	-	-	-	-	-
Total other financing sources (uses)	-	-	-	-	-	-
Excess (deficiency) of receipts and other financing sources over disbursements and other financing uses	-	-	10,592	(37,456)	3,798	-
Cash and investments - ending	\$ -	\$ -	\$ -	\$ (37,456)	\$ (99)	\$ -

EAST ALLEN COUNTY SCHOOLS
 COMBINING SCHEDULE OF RECEIPTS, DISBURSEMENTS, OTHER FINANCING SOURCES (USES), AND CASH AND INVESTMENT BALANCES -
 REGULATORY BASIS
 For the Year Ended June 30, 2015
 (Continued)

	Title III 13-14	GPS Grant-NHPD Secure Schools	Title III 14-15	McKinney- Vento Education for Homeless	Payroll Clearing	Totals
Cash and investments - beginning	\$ (4,279)	\$ -	\$ -	\$ (2,352)	\$ 347	\$ 36,206,988
Receipts:						
Local sources	-	-	-	-	-	37,907,054
Intermediate sources	-	-	-	-	-	84
State sources	-	-	-	-	-	56,370,303
Federal sources	50,356	-	69,460	40,065	-	8,460,746
Other receipts	-	-	-	-	15,522,107	15,566,499
Total receipts	<u>50,356</u>	<u>-</u>	<u>69,460</u>	<u>40,065</u>	<u>15,522,107</u>	<u>118,304,686</u>
Disbursements:						
Instruction	33,132	-	70,573	38,974	-	43,056,618
Support services	15,514	-	1,545	-	-	31,112,385
Noninstructional services	-	-	-	-	-	5,383,640
Facilities acquisition and construction	-	-	-	-	-	3,344,249
Debt services	-	-	-	-	-	10,075,932
Nonprogrammed charges	-	-	-	-	15,511,679	28,210,830
Total disbursements	<u>48,646</u>	<u>-</u>	<u>72,118</u>	<u>38,974</u>	<u>15,511,679</u>	<u>121,183,654</u>
Excess (deficiency) of receipts over disbursements	<u>1,710</u>	<u>-</u>	<u>(2,658)</u>	<u>1,091</u>	<u>10,428</u>	<u>(2,878,968)</u>
Other financing sources (uses):						
Sale of capital assets	-	-	-	-	-	440,472
Transfers in	-	-	-	-	-	20,586
Transfers out	-	-	-	-	-	(20,586)
Total other financing sources (uses)	<u>-</u>	<u>-</u>	<u>-</u>	<u>-</u>	<u>-</u>	<u>440,472</u>
Excess (deficiency) of receipts and other financing sources over disbursements and other financing uses	<u>1,710</u>	<u>-</u>	<u>(2,658)</u>	<u>1,091</u>	<u>10,428</u>	<u>(2,438,496)</u>
Cash and investments - ending	<u>\$ (2,569)</u>	<u>\$ -</u>	<u>\$ (2,658)</u>	<u>\$ (1,261)</u>	<u>\$ 10,775</u>	<u>\$ 33,768,492</u>

(This page intentionally left blank.)

EAST ALLEN COUNTY SCHOOLS
SCHEDULE OF PAYABLES AND RECEIVABLES
June 30, 2015

<u>Government</u>	<u>Accounts Payable</u>	<u>Accounts Receivable</u>
Governmental activities	<u>\$ 1,638,653</u>	<u>\$ 541,748</u>

EAST ALLEN COUNTY SCHOOLS
SCHEDULE OF LEASES AND DEBT
June 30, 2015

Lessor	Purpose	Annual Lease Payment	Lease Beginning Date	Lease Ending Date
Governmental activities:				
East Allen Multi School Building Corporation	Building Bonds - Multi Series 2011	\$ 2,001,000	07/10/2011	01/10/2020
East Allen Multi School Building Corporation	Building Bonds - Heritage Series 2012A	1,238,000	01/15/2013	01/15/2032
East Allen Multi School Building Corporation	Building Bonds - Woodlan Series 2012B	364,000	07/15/2013	01/15/2032
Perry ProTech	Copier equipment lease	145,774	08/01/2014	07/31/2017
East Allen Woodlan School Building Corporation	Building Bonds - Woodlan Series 2005	1,685,558	07/15/2005	01/15/2017
East Allen Multi School Building Corporation	Qualified Zone Academy Bonds (QZAB) 2003	<u>175,000</u>	06/30/2003	12/31/2015
Total of annual lease payments		<u>\$ 5,609,332</u>		

Type	Description of Debt Purpose	Ending Principal Balance	Principal and Interest Due Within One Year
Governmental activities:			
General obligation bonds	Roofing, Asphalt work, Fire Alarm, Boilers	\$ 1,100,000	\$ 361,000
General obligation bonds	Pension Bond	<u>4,745,000</u>	<u>404,147</u>
Totals		<u>\$ 5,845,000</u>	<u>\$ 765,147</u>

EAST ALLEN COUNTY SCHOOLS
 SCHEDULE OF CAPITAL ASSETS
 June 30, 2015

Capital assets are reported at actual or estimated historical cost based on appraisals or deflated current replacement cost. Contributed or donated assets are reported at estimated fair value at the time received.

	Ending Balance
Governmental activities:	
Land	\$ 1,191,110
Buildings	109,731,123
Improvements other than buildings	1,687,425
Machinery, equipment, and vehicles	18,585,035
Books and other	6,457,882
Total capital assets	\$ 137,652,575

(This page intentionally left blank.)

SUPPLEMENTAL AUDIT OF
FEDERAL AWARDS



STATE OF INDIANA
AN EQUAL OPPORTUNITY EMPLOYER

STATE BOARD OF ACCOUNTS
302 WEST WASHINGTON STREET
ROOM E418
INDIANAPOLIS, INDIANA 46204-2769

Telephone: (317) 232-2513
Fax: (317) 232-4711
Web Site: www.in.gov/sboa

INDEPENDENT AUDITOR'S REPORT ON COMPLIANCE FOR EACH MAJOR FEDERAL PROGRAM AND ON INTERNAL CONTROL OVER COMPLIANCE

TO: THE OFFICIALS OF THE EAST ALLEN COUNTY SCHOOLS, ALLEN COUNTY, INDIANA

Report on Compliance for Each Major Federal Program

We have audited the East Allen County Schools' (School Corporation) compliance with the types of compliance requirements described in the *U.S. Office of Management and Budget (OMB) Circular A-133 Compliance Supplement* that could have a direct and material effect on each of its major federal programs for the period of July 1, 2013 to June 30, 2015. The School Corporation's major federal programs are identified in the Summary of Auditor's Results section of the accompanying Schedule of Findings and Questioned Costs.

Management's Responsibility

Management is responsible for compliance with the requirements of laws, regulations, contracts, and grants applicable to its federal programs.

Auditor's Responsibility

Our responsibility is to express an opinion on compliance for each of the School Corporation's major federal programs based on our audit of the types of compliance requirements referred to above. We conducted our audit of compliance in accordance with auditing standards generally accepted in the United States of America; the standards applicable to financial audits contained in *Government Auditing Standards*, issued by the Comptroller General of the United States; and OMB Circular A-133, *Audits of States, Local Governments, and Non-Profit Organizations*. Those standards and OMB Circular A-133 require that we plan and perform the audit to obtain reasonable assurance about whether noncompliance with the types of compliance requirements referred to above that could have a direct and material effect on a major federal program occurred. An audit includes examining, on a test basis, evidence about the School Corporation's compliance with those requirements and performing such other procedures as we considered necessary in the circumstances.

We believe that our audit provides a reasonable basis for our opinion on compliance for each major federal program. However, our audit does not provide a legal determination of the School Corporation's compliance.

Opinion on Each Major Federal Program

In our opinion, the School complied, in all material respects, with the types of compliance requirements referred to above that could have a direct and material effect on its major federal programs for the period of July 1, 2013 to June 30, 2015.

INDEPENDENT AUDITOR'S REPORT ON COMPLIANCE FOR EACH MAJOR FEDERAL
PROGRAM AND ON INTERNAL CONTROL OVER COMPLIANCE
(Continued)


Report on Internal Control over Compliance

Management of the School Corporation is responsible for establishing and maintaining effective internal control over compliance with the types of compliance requirements referred to above. In planning and performing our audit of compliance, we considered the School Corporation's internal control over compliance with the types of requirements that could have a direct and material effect on each major federal program to determine the auditing procedures that are appropriate in the circumstances for the purpose of expressing our opinion on compliance for each major federal program and to test and report on internal control over compliance in accordance with OMB Circular A-133, but not for the purpose of expressing an opinion on the effectiveness of internal control over compliance. Accordingly, we do not express an opinion on the effectiveness of the School Corporation's internal control over compliance.

A deficiency in internal control over compliance exists when the design or operation of a control over compliance does not allow management or employees, in the normal course of performing their assigned functions, to prevent, or detect and correct, noncompliance with a type of compliance requirement of a federal program on a timely basis. A material weakness in internal control over compliance is a deficiency, or a combination of deficiencies, in internal control over compliance, such that there is a reasonable possibility that material noncompliance with a type of compliance requirement of a federal program will not be prevented, or detected and corrected, on a timely basis. A significant deficiency in internal control over compliance is a deficiency, or a combination of deficiencies, in internal control over compliance with a type of compliance requirement of a federal program that is less severe than a material weakness in internal control over compliance, yet important enough to merit attention by those charged with governance.

Our consideration of internal control over compliance was for the limited purpose described in the first paragraph of this section and was not designed to identify all deficiencies in internal control over compliance that might be material weaknesses or significant deficiencies. We did not identify any deficiencies in internal control over compliance that we consider to be material weaknesses. However, material weaknesses may exist that have not been identified.

The purpose of this report on internal control over compliance is solely to describe the scope of our testing of internal control over compliance and the results of that testing based on the requirements of OMB Circular A-133. Accordingly, this report is not suitable for any other purpose.


Paul D. Joyce, CPA
State Examiner

May 8, 2017

(This page intentionally left blank.)

SCHEDULE OF EXPENDITURES OF FEDERAL AWARDS AND ACCOMPANYING NOTES

The Schedule of Expenditures of Federal Awards and accompanying notes presented were approved by management of the School Corporation. The schedule and notes are presented as intended by the School Corporation.

EAST ALLEN COUNTY SCHOOLS
SCHEDULE OF EXPENDITURES OF FEDERAL AWARDS
For the Years Ended June 30, 2014 and 2015

Federal Grantor Agency Cluster Title/Program Title/Project Title	Pass-Through Entity or Direct Grant	Federal CFDA Number	Pass-Through Entity (or Other) Identifying Number	Total Federal Awards Expended 06-30-14	Total Federal Awards Expended 06-30-15
<u>Department of Agriculture</u>					
Child Nutrition Cluster					
School Breakfast Program	Indiana Department of Education	10.553	FY 13-14 FY 14-15	\$ 611,307 -	\$ - 542,023
Total - School Breakfast Program				611,307	542,023
National School Lunch Program	Indiana Department of Education	10.555	FY 13-14 FY 14-15	2,297,878 -	- 2,141,186
National School Lunch Program - Commodities				323,579	333,576
Total - National School Lunch Program				2,621,457	2,474,762
Total - Child Nutrition Cluster				3,232,764	3,016,785
Fresh Fruit and Vegetable Program	Indiana Department of Education	10.582	FY 14-15	-	19,303
Total - Department of Agriculture				3,232,764	3,036,088
<u>Department of Justice</u>					
Juvenile Accountability Block Grants					
	Indiana Criminal Justice Institute	16.523	10-JB-FX-0017	20,000	-
	Allen County Superior Court	16.523	10-JB-FX-0086 10-JB-002	6,902 33,078	18,997 -
Total - Department of Justice				59,980	18,997
<u>Department of Education</u>					
Special Education Cluster					
Special Education _Grants to States	Indiana Department of Education	84.027	14212-255-PN01 14213-012-PN01 14214-012-PN01 14215-012-PN01 99914-12-TA01	19,322 1,277,793 878,793 - 56,383	- 107,195 1,137,196 802,559 17,039
Total - Special Education _Grants to States				2,232,291	2,063,989
Special Education _Preschool Grants	Indiana Department of Education	84.173	45713-012-PN01 45714-012-PN01 45715-012-PN01	19,476 51,096 -	- 20,536 49,403
Total - Special Education _Preschool Grants				70,572	69,939
Total - Special Education Cluster				2,302,863	2,133,928
Title I Grants to Local Educational Agencies	Indiana Department of Education	84.010	13-0255 14-0255 15-0255 SY 13-15 SY 14-15	832,935 1,812,596 - 9,881 -	- 1,007,172 2,063,793 4,228 28,039
Total - Title I Grants to Local Educational Agencies				2,655,412	3,103,232

The accompanying notes are an integral part of the Schedule of Expenditures of Federal Awards.

EAST ALLEN COUNTY SCHOOLS
SCHEDULE OF EXPENDITURES OF FEDERAL AWARDS
For the Years Ended June 30, 2014 and 2015
(Continued)

Federal Grantor Agency Cluster Title/Program Title/Project Title	Pass-Through Entity or Direct Grant	Federal CFDA Number	Pass-Through Entity (or Other) Identifying Number	Total Federal Awards Expended 06-30-14	Total Federal Awards Expended 06-30-15
<u>Department of Education (continued)</u>					
Career and Technical Education - Basic Grants to States	Fort Wayne Community Schools	84.048	FY 13-14 FY 14-15	49,672 -	- 13,221
Total - Career and Technical Education - Basic Grants to States				<u>49,672</u>	<u>13,221</u>
Education for Homeless Children and Youth	Indiana Department of Education	84.196	A58-4-14SS-1782 A58-5-15SS-2346	11,572 -	21,972 18,093
Total - Education for Homeless Children and Youth				<u>11,572</u>	<u>40,065</u>
English Language Acquisition State Grants	Indiana Department of Education	84.365	01113-004-PN01 01114-017-PN01 01115-005-PN01 01112-005-PN01 01113-303-PN01	41,311 56,734 - 2,475 -	- 47,522 69,460 - 2,834
Total - English Language Acquisition State Grants				<u>100,520</u>	<u>119,816</u>
Improving Teacher Quality State Grants	Indiana Department of Education	84.367	FFY2011-0255 FFY2012-0255 FFY2013-0255	140,693 111,192 -	- 173,393 93,195
Total - Improving Teacher Quality State Grants				<u>251,885</u>	<u>266,588</u>
Total - Department of Education				<u>5,371,924</u>	<u>5,676,850</u>
<u>Department of Health and Human Services</u>					
Medicaid Cluster					
Medical Assistance Program	Indiana Department of Education	93.778	FY 13-14 FY 14-15	28,450 -	- 35,856
Total - Medicaid Cluster				<u>28,450</u>	<u>35,856</u>
Centers for Disease Control and Prevention_ Investigations and Technical Assistance	Indiana State Department of Health	93.283	15531052YTS2014	-	250
Refugee and Entrant Assistance _Discretionary Grants	Indiana Department of Education	93.576	700REFSCHLIMF12 700REFSCHLIMF13	54,626 11,006	- 39,721
Total - Refugee and Entrant Assistance _Discretionary Grants				<u>65,632</u>	<u>39,721</u>
Total - Department of Health and Human Services				<u>94,082</u>	<u>75,827</u>
<u>Department of Homeland Security</u>					
Disaster Grants - Public Assistance (Presidentially Declared Disasters)	Indiana Department of Homeland Security	97.036	FY 14-15	-	6,863
Total - Department of Homeland Security				<u>-</u>	<u>6,863</u>
Total federal awards expended				<u>\$ 8,758,750</u>	<u>\$ 8,814,625</u>

The accompanying notes are an integral part of the Schedule of Expenditures of Federal Awards.

EAST ALLEN COUNTY SCHOOLS
NOTES TO SCHEDULE OF EXPENDITURES OF FEDERAL AWARDS

Note 1. Basis of Presentation

The accompanying Schedule of Expenditures of Federal Awards (SEFA) includes the federal grant activity of the School Corporation under programs of the federal government for the years ended June 30, 2015. The information in the SEFA is presented in accordance with the requirements of the Office of Management and Budget (OMB) Circular A-133, *Audits of States, Local Governments, and Non-Profit Organizations*. Because the SEFA presents only a select portion of the operations of the School Corporation, it is not intended to and does not present the financial position of the School Corporation.

Circular A-133 requires an annual audit of nonfederal entities expending a total amount of federal awards equal to or in excess of \$500,000 in any fiscal year unless by constitution or statute a less frequent audit is required. In accordance with Indiana Code (IC 5-11-1-25), audits of school corporations shall be conducted biennially. Such audits shall include both years within the biennial period.

Note 2. Summary of Significant Accounting Policies

Expenditures reported on the SEFA are reported on the cash basis of accounting. Such expenditures are recognized following, as applicable, either the cost principles in OMB Circular A-87, *Cost Principles for State, Local, and Indian Tribal Governments*, or the cost principles contained in Title 2 U.S. Code of Federal Regulations Part 200, *Uniform Administrative Requirements, Cost Principles, and Audit Requirements for Federal Awards*, wherein certain types of expenditures are not allowed or are limited as to reimbursement. When federal grants are received on a reimbursement basis, the federal awards are considered expended when the reimbursement is received.

EAST ALLEN COUNTY SCHOOLS
SCHEDULE OF FINDINGS AND QUESTIONED COSTS

Section I - Summary of Auditor's Results

Financial Statement:

Type of auditor's report issued:	Adverse as to GAAP; Unmodified as to Regulatory Basis
Internal control over financial reporting:	
Material weakness identified?	yes
Significant deficiency identified?	none reported
Noncompliance material to financial statement noted?	yes

Federal Awards:

Internal control over major programs:	
Material weakness identified?	no
Significant deficiency identified?	none reported
Type of auditor's report issued on compliance for major programs:	Unmodified
Any audit finding disclosed that are required to be reported in accordance with section .510(a) of OMB Circular A-133?	no

Identification of Major Programs:

CFDA Number	Name of Federal Program or Cluster
84.010	Special Education Cluster Title I Grants to Local Educational Agencies

Dollar threshold used to distinguish between Type A and Type B programs: \$527,202

Auditee qualified as low-risk auditee? no

Section II - Financial Statement Findings

FINDING 2015-001 - PREPARATION OF THE SCHEDULE OF EXPENDITURES OF FEDERAL AWARDS

Condition

The School Corporation did not have a proper system of internal control in place to prevent, or detect and correct, errors on the Schedule of Expenditures of Federal Awards (SEFA). The School Corporation did not report commodity figures for the National School Lunch Program. The commodities were \$323,579 and \$333,576 for the years ending June 30, 2014 and 2015, respectively, for a total understatement of \$657,155. Audit adjustments were proposed, accepted by the School Corporation, and made to the SEFA presented in this report.

EAST ALLEN COUNTY SCHOOLS
SCHEDULE OF FINDINGS AND QUESTIONED COSTS
(Continued)

Criteria

Governmental units should have internal controls in effect which provide reasonable assurance regarding the reliability of financial information and records, effectiveness and efficiency of operations, proper execution of management's objectives, and compliance with laws and regulations. Among other things, segregation of duties, safeguarding controls over cash and all other assets and all forms of information processing are necessary for proper internal control.

Controls over the receipting, disbursing, recording, and accounting for the financial activities are necessary to avoid substantial risk of invalid transactions, inaccurate records and financial statements and incorrect decision making. (Accounting and Uniform Compliance Guidelines Manual for Indiana Public School Corporations, Chapter 9)

OMB Circular A-133, Subpart C, section .300 states in part: "The auditee shall: . . . (d) Prepare appropriate financial statements, including the schedule of expenditures of Federal awards in accordance with section .310. . . ."

OMB Circular A-133, Subpart C, section .310(b) states:

"Schedule of expenditures of Federal awards. The auditee shall also prepare a schedule of expenditures of Federal awards for the period covered by the auditee's financial statements. While not required, the auditee may choose to provide information requested by Federal awarding agencies and pass-through entities to make the schedule easier to use. For example, when a Federal program has multiple award years, the auditee may list the amount of Federal awards expended for each award year separately. At a minimum, the schedule shall:

- (1) List individual Federal programs by Federal agency. For Federal programs included in a cluster of programs, list individual Federal programs within a cluster of programs. For R&D, total Federal awards expended shall be shown either by individual award or by Federal agency and major subdivision within the Federal agency. For example, the National Institutes of Health is a major subdivision in the Department of Health and Human Services.
- (2) For Federal awards received as a subrecipient, the name of the pass-through entity and identifying number assigned by the pass-through entity shall be included.
- (3) Provide total Federal awards expended for each individual Federal program and the CFDA number or other identifying number when the CFDA information is not available.
- (4) Include notes that describe the significant accounting policies used in preparing the schedule.
- (5) To the extent practical, pass-through entities should identify in the schedule the total amount provided to subrecipients from each Federal program.
- (6) Include, in either the schedule or a note to the schedule, the value of the Federal awards expended in the form of non-cash assistance, the amount of insurance in effect during the year, and loans or loan guarantees outstanding at year end. While not required, it is preferable to present this information in the schedule."

EAST ALLEN COUNTY SCHOOLS
SCHEDULE OF FINDINGS AND QUESTIONED COSTS
(Continued)

Cause

Management had not established a system of internal control that would have ensured proper reporting of the SEFA.

Effect

Without a proper system of internal control in place that operated effectively material misstatements of the SEFA remained undetected.

Views of Responsible Officials

For the views of responsible officials, refer to the Corrective Action Plan that is part of this report.

Section III - Federal Award Findings and Questioned Costs

No matters are reportable.

(This page intentionally left blank.)

AUDITEE-PREPARED DOCUMENT

The subsequent document was provided by management of the School Corporation. The document is presented as intended by the School Corporation.



EAST ALLEN COUNTY SCHOOLS

DREAM IT. DO IT.

EAST ALLEN COUNTY SCHOOLS

ADMINISTRATION BUILDING

1240 State Road 930 East, New Haven, IN 46774-1732

Phone: (260) 446-0100

Fax: (260) 446-0107

FINDING 2015-001 :

Contact Person Responsible for Corrective Action: Lois M. Goeglein, Treasurer
Contact Phone Number: 260-446-0106

Views of Responsible Official:

EACS concurs that the value of National School Lunch commodities received was not included in the totals of the National School Lunch Programs for 13/14 and 14/15 SEFA reports.

Description of Corrective Action Plan:

The 15/16 SEFA report on Gateway system will be re-opened and the value of the 15/16 commodities received will be added to the National School Lunch Program totals to get that year in compliance.

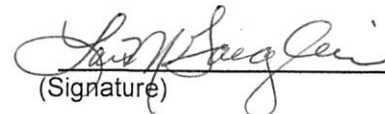
Added internal controls will be implemented to avoid such an omission in the future as follows:

- a) The ledger of receipts for the fiscal year will be reviewed as well as the Federal Grant Award documentation. This will help to identify any "one of a kind" federal awards such as FEMA emergency monies or those not associated to a typical school year grant. Any CFDA # noted from the payee should indicate if it is federal grant in nature. Review of the receipts ledger also allows us to scan the vendor name "source of revenue" to watch for known federal agencies regardless of whether a CFDA # was provided by the entity.
- b) EACS Food Service Dept. will be contacted yearly to obtain information on any federal award/grant received such as the commodities products and the associated value.
- c) The Treasurer has also prepared notes for future SEFA preparation that include the above steps for SEFA reports.

Anticipated Completion Date:

EACS will have the 15/16 SEFA report re-opened, updated and re-submitted by May 31, 2017

Enhanced internal control procedures will be implemented with the next SEFA reporting deadline.


(Signature)

Treasurer
(Title)

May 8, 2017
(Date)

OTHER REPORTS

In addition to this report, other reports may have been issued for the School Corporation. All reports can be found on the Indiana State Board of Accounts' website: <http://www.in.gov/sboa/>.