

STATE BOARD OF ACCOUNTS
302 West Washington Street
Room E418
INDIANAPOLIS, INDIANA 46204-2769

FINANCIAL STATEMENT AND
FEDERAL SINGLE AUDIT REPORT
OF

MUNCIE COMMUNITY SCHOOLS
DELAWARE COUNTY, INDIANA

July 1, 2013 to June 30, 2015



FILED
05/06/2016

TABLE OF CONTENTS

<u>Description</u>	<u>Page</u>
Schedule of Officials	2
Independent Auditor's Report	3-5
Independent Auditor's Report on Internal Control Over Financial Reporting and on Compliance and Other Matters Based on an Audit of the Financial Statement Performed in Accordance With <i>Government Auditing Standards</i>	6-7
Financial Statement and Accompanying Notes:	
Statement of Receipts, Disbursements, Other Financing Sources (Uses), and Cash and Investment Balances - Regulatory Basis.....	11-13
Notes to Financial Statement	14-19
Other Information - Unaudited:	
Combining Schedules of Receipts, Disbursements, Other Financing Sources (Uses), and Cash and Investment Balances - Regulatory Basis.....	22-51
Schedule of Payables and Receivables	52
Schedule of Leases and Debt	53
Supplemental Audit of Federal Awards:	
Independent Auditor's Report on Compliance for Each Major Federal Program and on Internal Control Over Compliance.....	56-57
Schedule of Expenditures of Federal Awards and Accompanying Notes:	
Schedule of Expenditures of Federal Awards.....	60-61
Notes to Schedule of Expenditures of Federal Awards	62
Schedule of Findings and Questioned Costs	63-70
Auditee Prepared Documents:	
Summary Schedule of Prior Audit Findings.....	72-73
Corrective Action Plan	74-78
Other Reports.....	79

SCHEDULE OF OFFICIALS

<u>Office</u>	<u>Official</u>	<u>Term</u>
Treasurer	Mark Burkhart	07-01-13 to 06-30-14
	Chip Mehaffey	07-01-14 to 12-31-14
	Cheri Scott (Interim)	01-01-15 to 05-31-15
	Deborah A. Williams, CPA	06-01-15 to 06-30-16
Superintendent of Schools	Tim Heller	07-01-13 to 06-30-15
	Dr. Steven Baule	07-01-15 to 06-30-16
President of the School Board	Beverly Kelley	07-01-13 to 12-31-13
	Anthony Costello	01-01-14 to 12-31-14
	Robert A. Warnner	01-01-15 to 12-31-15
	Michael Long	01-01-16 to 12-31-16



INDEPENDENT AUDITOR'S REPORT

TO: THE OFFICIALS OF MUNCIE COMMUNITY SCHOOLS, DELAWARE COUNTY, INDIANA

Report on the Financial Statement

We have audited the accompanying financial statement of the Muncie Community Schools (School Corporation), which comprises the financial position and results of operations for the period of July 1, 2013 to June 30, 2015, and the related notes to the financial statement as listed in the Table of Contents.

Management's Responsibility for the Financial Statement

Management is responsible for the preparation and fair presentation of this financial statement in accordance with the financial reporting provisions of the Indiana State Board of Accounts as allowed by state statute (IC 5-11-1-6). Management is responsible for and has determined that the regulatory basis of accounting, as established by the Indiana State Board of Accounts, is an acceptable basis of presentation. Management is also responsible for the design, implementation, and maintenance of internal control relevant to the preparation and fair presentation of a financial statement that is free from material misstatement, whether due to fraud or error.

Auditor's Responsibility

Our responsibility is to express an opinion on this financial statement based on our audit. We conducted our audit in accordance with auditing standards generally accepted in the United States of America and the standards applicable to financial audits contained in *Government Auditing Standards*, issued by the Comptroller General of the United States. Those standards require that we plan and perform the audit to obtain reasonable assurance about whether the financial statement is free of material misstatement.

An audit involves performing procedures to obtain audit evidence about the amounts and disclosures in the financial statement. The procedures selected depend on the auditor's judgment, including the assessment of the risks of material misstatement of the financial statement, whether due to fraud or error. In making those risk assessments, the auditor considers internal control relevant to the School Corporation's preparation and fair presentation of the financial statement in order to design audit procedures that are appropriate in the circumstances, but not for the purpose of expressing an opinion on the effectiveness of the School Corporation's internal control. Accordingly, we express no such opinion. An audit also includes evaluating the appropriateness of accounting policies used and the reasonableness of significant accounting estimates made by management, as well as evaluating the overall presentation of the financial statement.

We believe that the audit evidence we have obtained is sufficient and appropriate to provide a basis for our audit opinion.

INDEPENDENT AUDITOR'S REPORT
(Continued)

Basis for Adverse Opinion on U.S. Generally Accepted Accounting Principles

As discussed in Note 1 of the financial statement, the School Corporation prepares its financial statement on the prescribed basis of accounting that demonstrates compliance with the reporting requirements established by the Indiana State Board of Accounts as allowed by state statute (IC 5-11-1-6), which is a basis of accounting other than accounting principles generally accepted in the United States of America.

The effects on the financial statement of the variances between the regulatory basis of accounting described in Note 1 and accounting principles generally accepted in the United States of America, although not reasonably determinable, are presumed to be material.

Adverse Opinion on U.S. Generally Accepted Accounting Principles

In our opinion, because of the significance of the matter discussed in the *Basis for Adverse Opinion on U.S. Generally Accepted Accounting Principles* paragraph, the financial statement referred to above does not present fairly, in accordance with accounting principles generally accepted in the United States of America, the financial position and results of operations of the School Corporation for the period of July 1, 2013 to June 30, 2015.

Opinion on Regulatory Basis of Accounting

In our opinion, the financial statement referred to above presents fairly, in all material respects, the financial position and results of operations of the School Corporation for the period of July 1, 2013 to June 30, 2015, in accordance with the financial reporting provisions of the Indiana State Board of Accounts described in Note 1.

Other Matters

Supplementary Information

Our audit was conducted for the purpose of forming an opinion on the School Corporation's financial statement. The accompanying Schedule of Expenditures of Federal Awards is presented for purposes of additional analysis as required by the *U.S. Office of Management and Budget Circular A-133, Audits of States, Local Governments, and Non-Profit Organizations*, and is not a required part of the financial statement. Such information is the responsibility of management and was derived from and relates directly to the underlying accounting and other records used to prepare the financial statement. The information has been subjected to the auditing procedures applied in the audit of the financial statement and certain additional procedures, including comparing and reconciling such information directly to the underlying accounting and other records used to prepare the financial statement or to the financial statement itself, and other additional procedures in accordance with auditing standards generally accepted in the United States of America. In our opinion, the Schedule of Expenditures of Federal Awards is fairly stated, in all material respects, in relation to the financial statement taken as a whole.


Other Information

Our audit was conducted for the purpose of forming an opinion on the School Corporation's financial statement. The Combining Schedules of Receipts, Disbursements, Other Financing Sources (Uses), and Cash and Investment Balances - Regulatory Basis, Schedule of Payables and Receivables, and Schedule of Leases and Debt, as listed in the Table of Contents, are presented for additional analysis and are not required parts of the financial statement. They have not been subjected to the auditing procedures applied by us in the audit of the financial statement and, accordingly, we express no opinion on them.

INDEPENDENT AUDITOR'S REPORT
(Continued)

Other Reporting Required by *Government Auditing Standards*

In accordance with *Government Auditing Standards*, we have also issued a report dated March 1, 2016, on our consideration of the School Corporation's internal control over financial reporting and our tests of its compliance with certain provisions of laws, regulations, contracts, grant agreements, and other matters. The purpose of that report is to describe the scope of our testing of internal control over financial reporting and compliance and the results of that testing and not to provide an opinion on the internal control over financial reporting or on compliance. That report is an integral part of an audit performed in accordance with *Government Auditing Standards* in considering the School Corporation's internal control over financial reporting and compliance.


Paul D. Joyce, CPA
State Examiner

March 1, 2016



INDEPENDENT AUDITOR'S REPORT ON INTERNAL CONTROL OVER FINANCIAL REPORTING
AND ON COMPLIANCE AND OTHER MATTERS BASED ON AN AUDIT OF THE FINANCIAL
STATEMENT PERFORMED IN ACCORDANCE WITH *GOVERNMENT AUDITING STANDARDS*

TO: THE OFFICIALS OF MUNCIE COMMUNITY SCHOOLS, DELAWARE COUNTY, INDIANA

We have audited, in accordance with auditing standards generally accepted in the United States of America and the standards applicable to financial audits contained in *Government Auditing Standards*, issued by the Comptroller General of the United States, the financial statement of Muncie Community Schools (School Corporation), which comprises the financial position and results of operations for the period of July 1, 2013 to June 30, 2015, and the related notes to the financial statement, and have issued our report thereon dated March 1, 2016, wherein we noted the School Corporation followed accounting practices the Indiana State Board of Accounts prescribes rather than accounting principles generally accepted in the United States of America.

Internal Control Over Financial Reporting

In planning and performing our audit of the financial statement, we considered the School Corporation's internal control over financial reporting (internal control) to determine the audit procedures that are appropriate in the circumstances for the purpose of expressing our opinion on the financial statement, but not for the purpose of expressing an opinion on the effectiveness of the School Corporation's internal control. Accordingly, we do not express an opinion on the effectiveness of the School Corporation's internal control.

Our consideration of the internal control was for the limited purpose described in the preceding paragraph and was not designed to identify all deficiencies in internal control that might be material weaknesses or significant deficiencies and therefore, material weaknesses or significant deficiencies may exist that were not identified. However, as described in the accompanying Schedule of Findings and Questioned Costs, we identified certain deficiencies in internal control over financial reporting that we consider to be material weaknesses.

A deficiency in internal control exists when the design or operation of a control does not allow management or employees, in the normal course of performing their assigned functions, to prevent, or detect and correct, misstatements on a timely basis. A material weakness is a deficiency, or combination of deficiencies, in internal control, such that there is a reasonable possibility that a material misstatement of the entity's financial statement will not be prevented, or detected and corrected, on a timely basis. We consider the deficiencies described in the accompanying Schedule of Findings and Questioned Costs as item 2015-001 to be material weaknesses.

INDEPENDENT AUDITOR'S REPORT ON INTERNAL CONTROL OVER FINANCIAL REPORTING
AND ON COMPLIANCE AND OTHER MATTERS BASED ON AN AUDIT OF THE FINANCIAL
STATEMENT PERFORMED IN ACCORDANCE WITH *GOVERNMENT AUDITING STANDARDS*
(Continued)

Compliance and Other Matters


As part of obtaining reasonable assurance about whether the School Corporation's financial statement is free of material misstatement, we performed tests of its compliance with certain provisions of laws, regulations, contracts, and grant agreements, noncompliance with which could have a direct and material effect on the determination of financial statement amounts. However, providing an opinion on compliance with those provisions was not an objective of our audit and, accordingly, we do not express such an opinion. The results of our tests disclosed instances of noncompliance or other matters that are required to be reported under *Government Auditing Standards* and which are described in the accompanying Schedule of Findings and Questioned Costs as item 2015-001.

Muncie Community Schools' Response to Findings

The School Corporation's response to the findings identified in our audit is described in the accompanying Corrective Action Plan. The School Corporation's response was not subjected to the auditing procedures applied in the audit of the financial statement and, accordingly, we express no opinion on it.

Purpose of This Report

The purpose of this report is solely to describe the scope of our testing of internal control and compliance and the results of that testing, and not to provide an opinion on the effectiveness of the School Corporation's internal control or on compliance. This report is an integral part of an audit performed in accordance with *Government Auditing Standards* in considering the School Corporation's internal control and compliance. Accordingly, this communication is not suitable for any other purpose.


Paul D. Joyce, CPA
State Examiner

March 1, 2016

(This page intentionally left blank.)

FINANCIAL STATEMENT AND ACCOMPANYING NOTES

The financial statement and accompanying notes were approved by management of the School Corporation. The financial statement and notes are presented as intended by the School Corporation.

(This page intentionally left blank.)

MUNCIE COMMUNITY SCHOOLS
STATEMENT OF RECEIPTS, DISBURSEMENTS, OTHER FINANCING SOURCES (USES), AND CASH AND INVESTMENT BALANCES -
REGULATORY BASIS
For the Years Ended June 30, 2014 and 2015

	Cash and Investments 07-01-13		Other Financing Sources (Uses)		Cash and Investments 06-30-14		Other Financing Sources (Uses)		Cash and Investments 06-30-15	
	Receipts	Disbursements	Receipts	Disbursements	Receipts	Disbursements	Receipts	Disbursements	Receipts	Disbursements
General	\$ 8,246,186	\$ 50,063,241	\$ 56,624,869	\$ 2,080,288	\$ 3,764,846	\$ 48,851,774	\$ 53,321,347	\$ 1,972,310	\$ 1,267,583	
Debt Service	(270,326)	9,451,177	7,998,778	713,444	1,895,517	7,595,909	10,125,764	1,715,644	1,081,306	
Retirement/Severance Bond Debt Service	(63,388)	437,501	766,379	170,050	(222,216)	132,746	276,220	365,690	-	
Capital Projects	1,077,898	4,012,207	5,827,675	1,201,059	463,489	5,071,533	3,796,200	8,960	1,747,782	
School Transportation	915,762	3,068,423	3,723,442	-	260,743	2,539,950	1,654,278	-	1,146,415	
School Bus Replacement	21,022	37,916	5,687	-	53,251	37,305	-	-	90,556	
Rainy Day	4,024,835	-	750,377	(1,249,623)	2,024,835	-	-	(2,024,835)	-	
Construction	1,091,555	23,078	327,614	(700,000)	87,019	232,559	181,096	(1,357)	137,125	
2014 GO Construction Bond	-	-	63,538	10,000,000	9,936,462	-	397,667	-	9,538,795	
School Lunch	633,587	3,066,783	3,223,458	(114,911)	362,001	3,121,854	3,291,803	-	192,052	
Textbook Rental	(83,295)	595,556	594,174	120,333	38,420	663,483	612,096	-	89,807	
Self-Insurance	5,175,746	15,769,825	15,793,463	-	5,152,108	14,261,022	15,648,281	-	3,764,849	
Levy Excess	-	-	-	-	-	150	-	-	150	
Joint Services and Supply - Special Education Cooperative	-	-	-	-	-	21,718	5,759,533	(77,445)	(5,815,260)	
2014/15 Special Ed Preschool	-	-	-	-	-	221,376	367,091	511,141	365,426	
2013/14 Delaware-Blackford Special Ed.	-	232	6,610,022	13,852	(6,595,938)	7,507,170	545,164	(366,068)	-	
2013/14 Special Ed. Preschool	-	237,875	253,775	322,745	306,845	221,377	17,081	(511,141)	-	
2012/13 Delaware-Blackford Special Ed.	(5,781,561)	8,122,835	638,250	(1,703,024)	-	-	-	-	-	
2012/13 Special Ed. Preschool	112,043	248,875	19,664	(341,254)	-	-	-	-	-	
11/12 Vocational Cooperative	(56,422)	-	-	56,422	-	-	-	-	-	
12/13 Vocational Cooperative	(1,141,711)	1,185,309	137,625	94,027	-	-	-	-	-	
2013/14 Vocational Cooperative	(25)	-	1,103,381	(150,449)	(1,253,855)	1,406,409	152,554	-	-	
2014/15 Vocational Cooperative	-	-	-	-	-	-	1,448,356	-	(1,448,356)	
2014/15 Creative Child Care	-	-	-	-	-	193,061	167,321	18,415	44,155	
12/13 Creative Child Care	1,891	116	4,371	2,364	-	-	-	-	-	
2013/14 Creative Child Care	-	221,160	174,652	(2,364)	44,144	1,903	7,632	(38,415)	-	
Educational License Plates	124	956	1,062	-	18	844	329	-	533	
Alternative Education	61,456	76,950	62,251	(1,260)	74,895	95,589	56,641	-	113,843	
School Intervention and Career Counseling	-	8,200	7,000	-	1,200	-	1,200	-	-	
Special Education Donation Fund	1,039	-	284	(4)	751	830	-	-	1,581	
Harry Mock Gift Fund	3,589	1,379	4,614	-	354	17,085	-	-	17,439	
2013 Kick-Off to Kindergarten	-	30,796	30,796	-	-	-	-	-	-	
Kick-Off to Kindergarten	-	-	-	-	-	41,768	40,328	-	1,440	
2014 B-5 Summer Program	-	2,800	662	-	2,138	-	2,138	-	-	
2015 Ball Brothers Operation Bearcat	-	-	-	-	-	250,000	-	-	250,000	
2013 Ball Brothers Merkle	1,000	-	1,000	-	-	-	-	-	-	
2014 Ball Brothers Rapid Grant	-	5,000	5,000	-	-	-	-	-	-	
2014 Ball Brothers Team 1-One Team	-	350,000	119,166	-	230,834	-	198,982	-	31,852	

The notes to the financial statement are an integral part of this statement.

MUNCIE COMMUNITY SCHOOLS
STATEMENT OF RECEIPTS, DISBURSEMENTS, OTHER FINANCING SOURCES (USES), AND CASH AND INVESTMENT BALANCES -
REGULATORY BASIS
For the Years Ended June 30, 2014 and 2015
(Continued)

	Cash and Investments			Other Financing		Cash and Investments			Other Financing		Cash and Investments
	07-01-13	Receipts	Disbursements	Sources	(Uses)	06-30-14	Receipts	Disbursements	Sources	(Uses)	06-30-15
Fieldhouse Banner Fund	-	10,000	-	-	-	10,000	-	5,701	-	-	4,299
Ball Brothers CHS Student Teach Ad	1,915	-	1,915	-	-	-	-	-	-	-	-
2014 Ball Brothers A. Oliver Sp. Needs	-	-	-	-	-	-	4,259	3,769	-	-	490
MCS Donation Fund	-	-	-	-	-	-	154,839	118,138	-	-	36,701
2014 Ball/Comm Fund Band Instruments	-	-	-	-	-	-	90,000	90,000	-	-	-
2011/2012 Opportunity School	(92,675)	-	-	-	92,675	-	-	-	-	-	-
2012/2013 Opportunity School	(1,134,487)	31,994	164,168	-	1,266,661	-	-	-	-	-	-
2012/2013 Priority School	48,119	-	68,806	-	20,687	-	-	-	-	-	-
2013/2014 Opportunity School	(150)	960	1,161,121	-	(1,415,117)	(2,575,428)	2,660,904	85,476	-	-	-
2013/2014 Priority School	-	236,436	255,478	-	-	(19,042)	-	-	-	19,042	-
2014/15 Opportunity School	-	-	-	-	-	-	5,625	2,635,708	(19,042)	-	(2,649,125)
2014/15 Priority School	-	-	-	-	-	-	147,250	230,895	-	-	(83,645)
Adventure Environmental Learning Center	12,167	15,270	4,361	-	(2,557)	20,519	8,380	20,032	50	-	8,917
2012 Ball Brothers Camp Adventure	(2,557)	-	-	-	2,557	-	-	-	-	-	-
2013 Ball Brothers Camp Adventure	98,961	-	97,706	-	-	1,255	-	1,261	6	-	-
2014 Ball Brothers Camp Adventure	-	85,000	-	-	-	85,000	-	84,944	(56)	-	-
2015 Ball Brothers Camp Adventure	-	-	-	-	-	-	40,000	-	-	-	40,000
Community Fund Longfellow Fitness	27,000	2,000	30,357	-	-	(1,357)	-	-	1,357	-	-
Central ROTC Services	1,277	-	-	-	-	1,277	2,079	1,277	-	-	2,079
Christmas Sing	(4,798)	15,964	13,574	-	-	(2,408)	12,827	12,480	-	-	(2,061)
2014 Ball/ Teamwork Arts & Activities	-	-	-	-	-	-	6,875	6,875	-	-	-
Bill Harrell Memorial Fund	100	-	100	-	-	-	-	-	-	-	-
Penny Seramur Scholarship	10,595	1,000	500	-	-	11,095	-	500	-	-	10,595
Walburn Scholarship	27,604	15,174	11,000	-	-	31,778	15,965	30,000	-	-	17,743
Demaree Scholarship	(137)	3,459	200	-	-	3,122	6	-	-	-	3,128
Devoe Scholarship	606,549	90	30,000	-	-	576,639	-	60,000	-	-	516,639
Gladys Arthur Hoan Scholarship	1,678	-	-	-	-	1,678	-	1,678	-	-	-
ICE League Scholarship	-	-	-	-	-	-	3,025	-	-	-	3,025
High Ability Contingency	6,013	-	17,513	-	12,095	595	-	12,983	21,677	-	9,289
2014-2015 High Ability Grant	-	-	-	-	-	-	53,837	33,469	-	-	20,368
2013-14 High Ability Grant	-	52,265	23,711	-	-	28,554	-	6,877	(21,677)	-	-
2012-13 High Ability Grant	12,796	-	701	-	(12,095)	-	-	-	-	-	-
PD Contingency Fund	-	-	-	-	-	-	-	-	-	14,185	14,185
Principal Leadership Academy	9,226	178	1,946	-	-	7,458	-	924	(6,534)	-	-
2014 Secured Schools Safety Grant	-	-	-	-	-	-	5,208	83,175	(68,446)	-	(146,413)
Extra-Curricular Activities	-	-	-	-	-	-	1,065	1,065	-	-	-
ESL Clearing Account	12,523	10	4,828	-	14,785	22,490	-	5,224	1,216	-	18,482
I-Pad Insurance Fund	4,992	29,295	9,679	-	-	24,608	27,371	22,719	-	-	29,260
13/14 Non-English Speaking	-	5,998	94	-	(5,998)	(94)	-	-	94	-	-

The notes to the financial statement are an integral part of this statement.

MUNCIE COMMUNITY SCHOOLS
STATEMENT OF RECEIPTS, DISBURSEMENTS, OTHER FINANCING SOURCES (USES), AND CASH AND INVESTMENT BALANCES -
REGULATORY BASIS
For the Years Ended June 30, 2014 and 2015
(Continued)

	Cash and Investments			Other Financing	Cash and Investments			Other Financing	Cash and Investments
	07-01-13	Receipts	Disbursements	Sources (Uses)	06-30-14	Receipts	Disbursements	Sources (Uses)	06-30-15
14/15 Non-English Speaking	-	-	-	-	-	6,759	195	(1,310)	5,254
10/11 Non-English Speaking	-	-	196	196	-	-	-	-	-
12/13 Non-English Speaking	4,301	-	-	(4,301)	-	-	-	-	-
School Technology	524,586	404,836	260,255	(496,883)	172,284	74,279	211,185	-	35,378
2012/13 Title I Basic Grant	(314,020)	765,452	451,432	-	-	-	-	-	-
2012/13 Title I Neglected Delinquent YOC	(52,918)	17,824	-	35,094	-	-	-	-	-
2013-2014 Title I Basic Grant	-	2,568,422	2,881,528	-	(313,106)	267,204	348,652	394,554	-
2013-2014 Title I Neglected Delinquent YOC	-	174,115	188,332	-	(14,217)	33,179	18,962	-	-
2014/2015 Title I Basic	-	-	-	-	-	2,059,739	2,304,656	-	(244,917)
2014/2015 Title I Neglected Delinquent YOC	-	-	-	-	-	128,003	154,469	-	(26,466)
2013-14 Title I Wilson School Improvement	-	-	2,621	-	(2,621)	19,572	16,951	-	-
2014-15 Title I School Improvement	-	-	-	-	-	-	1,063	-	(1,063)
2012/13 IDEA Preschool	(69,258)	71,561	20,812	18,509	-	-	-	-	-
2013/2014 Special Education Preschool	-	134,199	152,668	-	(18,469)	41,680	29,603	6,392	-
2014/2015 Special Education Preschool	-	-	-	-	-	108,947	127,251	-	(18,304)
2013/2014 IDEA Muncie	-	1,130,503	1,498,302	-	(367,799)	689,387	403,946	-	(82,358)
2012/13 IDEA Muncie	(751,488)	1,023,469	396,754	-	(124,773)	77,898	23,395	70,270	-
2014/2015 IDEA Muncie	-	-	-	-	-	1,365,431	1,573,980	-	(208,549)
2012/13 IDEA Pass-Through Co-Op	550,891	1,265,023	1,815,914	-	-	89,288	89,288	-	-
2013/14 IDEA Pass Through Co-Op	-	2,464,875	2,301,819	-	163,056	1,411,590	1,574,646	-	-
2014/15 IDEA Part B Co-Op Pass-Through	-	-	-	-	-	2,667,616	2,667,616	-	-
2013/14 IDEA Muncie TA Professional Development (IDEA, Part B) LEA Capacity Building (Sliver) Grants	(65,835)	70,000	4,099	(13,852)	(33,534)	45,351	12,600	783	-
2013/14 Delaware-Blackford TA Professional Development	-	13,183	12,696	(66)	487	58,535	59,022	-	-
2012/13 Adult Basic Education	(81,814)	108,958	22,926	(4,218)	-	-	-	-	-
2013/2014 Adult Basic Education	-	346,455	476,516	-	(130,061)	175,694	46,170	537	-
2014/2015 Adult Basic Education	-	-	-	-	-	321,627	415,706	-	(94,079)
2014/15 ABE Professional Development	-	-	-	-	-	-	5,875	-	(5,875)
MACC-ABE-CTE	58,833	3,718	18,098	7,251	51,704	12,601	18,390	20,774	66,689
2012-13 Adult Education Innovations	(52,081)	52,071	-	10	-	-	-	-	-
2013/2014 Perkins	-	206,810	267,413	(7,000)	(67,603)	109,050	40,136	(1,311)	-
2015 Hire Technology Program	-	-	-	-	-	68,080	9,162	-	58,918
2012-2013 Perkins	48,699	101,816	136,538	(13,977)	-	-	-	-	-
2013 CTE Technology Resource	-	15,000	15,934	934	-	-	-	-	-
2014/2015 Perkins	-	-	-	-	-	175,278	206,249	-	(30,971)
BSU-PDS	8,701	-	1,050	-	7,651	-	-	(7,651)	-
2014/15 21st CCLC BSU/Longfellow	-	-	-	-	-	51,520	57,470	-	(5,950)
Improving Teaching Quality, No Child Left, Title II, Part A	(41,085)	46,158	6,333	1,260	-	-	-	-	-
2014/2015 Title IIA Improving Teacher Quality	-	-	-	-	-	330,986	397,351	-	(66,365)
2013/2014 Title IIA Improving Teacher Quality	-	344,221	489,873	-	(145,652)	202,816	79,179	22,015	-
2012/13 Title III, English Proficiency	4,682	-	-	(4,682)	-	-	-	-	-
2014-16 Title III, English Proficiency	-	-	-	-	-	-	4,525	-	(4,525)
Payroll Withholding	883,921	13,569,353	14,177,202	-	276,072	11,906,727	11,949,759	-	233,040
Totals	\$ 14,273,831	\$ 122,421,305	\$ 132,389,780	\$ 10,003,663	\$ 14,309,019	\$ 118,225,767	\$ 124,471,724	\$ 2,019,824	\$ 10,082,886

The notes to the financial statement are an integral part of this statement.

MUNCIE COMMUNITY SCHOOLS
NOTES TO FINANCIAL STATEMENT

Note 1. Summary of Significant Accounting Policies

A. Reporting Entity

School Corporation, as used herein, shall include, but is not limited to, school townships, school towns, school cities, consolidated school corporations, joint schools, metropolitan school districts, township school districts, county schools, united schools, school districts, cooperatives, educational service centers, community schools, community school corporations, and charter schools.

The School Corporation was established under the laws of the State of Indiana. The School Corporation operates under a Board of School Trustees form of government and provides educational services.

The accompanying financial statement presents the financial information for the School Corporation.

B. Basis of Accounting

The financial statement is reported on a regulatory basis of accounting prescribed by the Indiana State Board of Accounts in accordance with state statute (IC 5-11-1-6), which is a comprehensive basis of accounting other than accounting principles generally accepted in the United States of America. The basis of accounting involves the reporting of only cash and investments and the changes therein resulting from cash inflows (receipts) and cash outflows (disbursements) reported in the period in which they occurred.

The regulatory basis of accounting differs from accounting principles generally accepted in the United States of America, in that receipts are recognized when received in cash, rather than when earned, and disbursements are recognized when paid, rather than when a liability is incurred.

C. Cash and Investments

Investments are stated at cost. Any changes in fair value of the investments are reported as receipts in the year of the sale of the investment.

D. Receipts

Receipts are presented in the aggregate on the face of the financial statement. The aggregate receipts include the following sources:

Local sources which include taxes, revenue from local governmental units other than school corporations, transfer tuition, transportation fees, investment income, food services, School Corporation activities, revenue from community services activities, and other revenue from local sources.

Intermediate sources which include distributions from the County for fees collected for or on behalf of the School Corporation including educational license plate fees, congressional interest, riverboat distributions, and other similar fees.

MUNCIE COMMUNITY SCHOOLS
NOTES TO FINANCIAL STATEMENT
(Continued)

State sources include distributions from the State of Indiana and are to be used by the School Corporation for various purposes. Included in state sources are unrestricted grants, restricted grants, revenue in lieu of taxes, and revenue for or on behalf of the School Corporation.

Federal sources include distributions from the federal government and are to be used by the School Corporation for various purposes. Included in federal sources are unrestricted grants, restricted grants, revenue in lieu of taxes, and revenue for or on behalf of the School Corporation.

Temporary loans which include money received from a loan obtained to pay current expenses prior to the receipt of revenue from taxes levied for that purpose. These loans, sometimes designated tax anticipation warrants, must be repaid from the next semiannual distribution of local property taxes levied for such fund.

Other receipts which include amounts received from various sources which include return of petty cash, return of cash change, insurance claims for losses, sale of securities, and other receipts not listed in another category above.

E. Disbursements

Disbursements are presented in the aggregate on the face of the financial statement. The aggregate disbursements include the following uses:

Instruction which includes outflows for regular programs, special programs, adult and continuing education programs, summer school programs, enrichment programs, remediation, and payments to other governmental units.

Support services which include outflows for support services related to students, instruction, general administration, and school administration. It also includes outflows for central services, operation and maintenance of plant services, and student transportation.

Noninstructional services which include outflows for food service operations and community service operations.

Facilities acquisition and construction which includes outflows for the acquisition, development, construction, and improvement of new and existing facilities.

Debt services which include fixed obligations resulting from financial transactions previously entered into by the School Corporation. It includes all expenditures for the reduction of the principal and interest of the School Corporation's general obligation indebtedness.

Nonprogrammed charges which include outflows for donations to foundations, securities purchased, indirect costs, scholarships, and self-insurance payments.

F. Other Financing Sources and Uses

Other financing sources and uses are presented in the aggregate on the face of the financial statement. The aggregate other financing sources and uses include the following:

MUNCIE COMMUNITY SCHOOLS
NOTES TO FINANCIAL STATEMENT
(Continued)

Proceeds of long-term debt which includes money received in relation to the issuance of bonds or other long-term debt issues.

Sale of capital assets which includes money received when land, buildings, or equipment owned by the School Corporation is sold.

Transfers in which includes money received by one fund as a result of transferring money from another fund. The transfers are used for cash flow purposes as provided by various statutory provisions.

Transfers out which includes money paid by one fund to another fund. The transfers are used for cash flow purposes as provided by various statutory provisions.

G. Fund Accounting

Separate funds are established, maintained, and reported by the School Corporation. Each fund is used to account for money received from and used for specific sources and uses as determined by various regulations. Restrictions on some funds are set by statute while other funds are internally restricted by the School Corporation. The money accounted for in a specific fund may only be available for use for certain, legally restricted purposes. Additionally, some funds are used to account for assets held by the School Corporation in a trustee capacity as an agent of individuals, private organizations, other funds, or other governmental units and therefore the funds cannot be used for any expenditures of the unit itself.

Note 2. Budgets

The operating budget is initially prepared and approved at the local level. The fiscal officer of the School Corporation submits a proposed operating budget to the governing board for the following calendar year. The budget is advertised as required by law. Prior to adopting the budget, the governing board conducts public hearings and obtains taxpayer comments. Prior to November 1, the governing board approves the budget for the next year. The budget for funds for which property taxes are levied or highway use taxes are received is subject to final approval by the Indiana Department of Local Government Finance.

Note 3. Property Taxes

Property taxes levied are collected by the County Treasurer and are scheduled to be distributed to the School Corporation in June and December; however, situations can arise which would delay the distributions. State statute (IC 6-1.1-17-16) requires the Indiana Department of Local Government Finance to establish property tax rates and levies by February 15. These rates were based upon the preceding year's March 1 (lien date) assessed valuations adjusted for various tax credits. Taxable property is assessed at 100 percent of the true tax value (determined in accordance with rules and regulations adopted by the Indiana Department of Local Government Finance). Taxes may be paid in two equal installments which normally become delinquent if not paid by May 10 and November 10, respectively.

MUNCIE COMMUNITY SCHOOLS
NOTES TO FINANCIAL STATEMENT
(Continued)

Note 4. Deposits and Investments

Deposits, made in accordance with state statute (IC 5-13), with financial institutions in the State of Indiana at year end should be entirely insured by the Federal Depository Insurance Corporation or by the Indiana Public Deposit Insurance Fund. This includes any deposit accounts issued or offered by a qualifying financial institution.

State statutes authorize the School Corporation to invest in securities including, but not limited to, federal government securities, repurchase agreements, and certain money market mutual funds. Certain other statutory restrictions apply to all investments made by local governmental units.

Note 5. Risk Management

The School Corporation may be exposed to various risks of loss related to torts; theft of, damage to, and destruction of assets; errors and omissions; job related illnesses or injuries to employees; medical benefits to employees, retirees, and dependents; and natural disasters.

These risks can be mitigated through the purchase of insurance, establishment of a self-insurance fund, and/or participation in a risk pool. The purchase of insurance transfers the risk to an independent third party. The establishment of a self-insurance fund allows the School Corporation to set aside money for claim settlements. The self-insurance fund would be included in the financial statement. The purpose of participation in a risk pool is to provide a medium for the funding and administration of the risks.

Note 6. Pension Plans

A. Public Employees' Retirement Fund

Plan Description

The Indiana Public Employees' Retirement Fund (PERF) is a defined benefit pension plan. PERF is a cost-sharing multiple-employer public employee retirement system, which provides retirement benefits to plan members and beneficiaries. All full-time employees are eligible to participate in this defined benefit plan. State statutes (IC 5-10.2 and 5-10.3) govern, through the Indiana Public Retirement System (INPRS) Board, most requirements of the system, and give the School Corporation authority to contribute to the plan. The PERF retirement benefit consists of the pension provided by employer contributions plus an annuity provided by the member's annuity savings account. The annuity savings account consists of members' contributions, set by state statute at 3 percent of compensation, plus the interest credited to the member's account. The employer may elect to make the contributions on behalf of the member.

INPRS administers the plan and issues a publicly available financial report that includes financial statements and required supplementary information for the plan as a whole and for its participants. That report may be obtained by contacting:

Indiana Public Retirement System
One North Capitol, Suite 001
Indianapolis, IN 46204
Ph. (888) 526-1687

MUNCIE COMMUNITY SCHOOLS
NOTES TO FINANCIAL STATEMENT
(Continued)

Funding Policy and Annual Pension Cost

The contribution requirements of the plan members for PERF are established by the Board of Trustees of INPRS.

B. Teachers' Retirement Fund

Plan Description

The Indiana Teachers' Retirement Fund (TRF) is a defined benefit pension plan. TRF is a cost-sharing multiple-employer public employee retirement system, which provides retirement benefits to plan members and beneficiaries. All employees engaged in teaching or in the supervision of teaching in the public schools of the State of Indiana are eligible to participate in TRF. State statute (IC 5-10.2) governs, through the Indiana Public Retirement System (INPRS) Board, most requirements of the system, and gives the School Corporation authority to contribute to the plan. The TRF retirement benefit consists of the pension provided by employer contributions plus an annuity provided by the member's annuity savings account. The annuity savings account consists of members' contributions, set by state statute at 3 percent of compensation, plus the interest credited to the member's account. The School Corporation may elect to make the contributions on behalf of the member.

INPRS issues a publicly available financial report that includes financial statements and required supplementary information for the TRF plan as a whole and for its participants. That report may be obtained by contacting:

Indiana Public Retirement System
One North Capitol, Suite 001
Indianapolis, IN 46204
Ph. (888) 286-3544

Funding Policy and Annual Pension Cost

The School Corporation contributes the employer's share to TRF for certified employees employed under a federally funded program and all the certified employees hired after July 1, 1995. The School Corporation currently receives partial funding, through the school funding formula, from the State of Indiana for this contribution. The employer's share of contributions for certified personnel who are not employed under a federally funded program and were hired before July 1, 1995, is considered to be an obligation of, and is paid by, the State of Indiana.

Note 7. Cash Balance Deficits

The financial statement contains some funds with deficits in cash. This is a result of grant expenditures that have not yet been reimbursed, disbursing more funds than were received, and billings for joint ventures that are made after year end.

MUNCIE COMMUNITY SCHOOLS
NOTES TO FINANCIAL STATEMENT
(Continued)

Note 8. *Holding Corporation*

The School Corporation has entered into a capital lease with Muncie School Building Corporation (the lessor). The lessor was organized as a not-for-profit corporation pursuant to state statute for the purpose of financing and constructing or reconstructing facilities for lease to the School Corporation. The lessor has been determined to be a related party of the School Corporation. Lease payments during the years 2014 and 2015 totaled \$8,034,995 and \$10,058,506, respectively.

Note 9. *Other Postemployment Benefits*

The School Corporation provides to eligible retirees and their spouses the following benefits: health, vision, and dental insurance. These benefits pose a liability to the School Corporation for this year and in future years. Information regarding the benefits can be obtained by contacting the School Corporation.

(This page intentionally left blank.)

OTHER INFORMATION - UNAUDITED

The School Corporation's Financial Reports can be found on the Indiana Department of Education website: <http://mustang.doe.state.in.us/TRENDS/fin.cfm>. This website is maintained by the Indiana Department of Education. More current financial information is available from the School Corporation Treasurer's Office. Additionally, some financial information of the School Corporation can be found on the Gateway website: <https://gateway.ifionline.org/>.

Differences may be noted between the financial information presented in the financial statement contained in this report and the financial information presented in the Financial Reports of the School Corporation which are referenced above. These differences, if any, are due to adjustments made to the financial information during the course of the audit. This is a common occurrence in any financial statement audit. The financial information presented in this report is audited information, and the accuracy of such information can be determined by reading the opinion given in the Independent Auditor's Report.

The other information presented was approved by management of the School Corporation. It is presented as intended by the School Corporation.

MUNCIE COMMUNITY SCHOOLS
 COMBINING SCHEDULE OF RECEIPTS, DISBURSEMENTS, OTHER FINANCING SOURCES (USES), AND CASH AND INVESTMENT BALANCES -
 REGULATORY BASIS
 For the Year Ended June 30, 2014

	General	Debt Service	Retirement/ Severance Bond Debt Service	Capital Projects	School Transportation	School Bus Replacement	Rainy Day	Construction	2014 GO Construction Bond
Cash and investments - beginning	\$ 8,246,186	\$ (270,326)	\$ (63,388)	\$ 1,077,898	\$ 915,762	\$ 21,022	\$ 4,024,835	\$ 1,091,555	\$ -
Receipts:									
Local sources	454,723	5,951,177	437,501	4,012,207	3,068,423	37,916	-	23,078	-
Intermediate sources	96	-	-	-	-	-	-	-	-
State sources	45,980,558	-	-	-	-	-	-	-	-
Federal sources	119,594	-	-	-	-	-	-	-	-
Temporary loans	3,500,000	3,500,000	-	-	-	-	-	-	-
Other	8,270	-	-	-	-	-	-	-	-
Total receipts	50,063,241	9,451,177	437,501	4,012,207	3,068,423	37,916	-	23,078	-
Disbursements:									
Current:									
Instruction	39,771,396	-	-	-	-	-	-	-	-
Support services	12,182,917	70,190	-	2,439,248	2,643,442	5,687	750,377	-	-
Noninstructional services	304,694	-	-	-	-	-	-	-	-
Facilities acquisition and construction	-	-	-	1,088,427	-	-	-	327,614	63,538
Debt services	4,365,000	7,928,588	766,379	2,300,000	1,080,000	-	-	-	-
Nonprogrammed charges	862	-	-	-	-	-	-	-	-
Total disbursements	56,624,869	7,998,778	766,379	5,827,675	3,723,442	5,687	750,377	327,614	63,538
Excess (deficiency) of receipts over disbursements	(6,561,628)	1,452,399	(328,878)	(1,815,468)	(655,019)	32,229	(750,377)	(304,536)	(63,538)
Other financing sources (uses):									
Proceeds of long-term debt	-	-	-	-	-	-	-	-	10,000,000
Sale of capital assets	3,664	-	-	-	-	-	-	-	-
Transfers in	2,090,550	819,851	170,050	1,456,605	-	-	-	-	-
Transfers out	(13,926)	(106,407)	-	(255,546)	-	-	(1,249,623)	(700,000)	-
Total other financing sources (uses)	2,080,288	713,444	170,050	1,201,059	-	-	(1,249,623)	(700,000)	10,000,000
Excess (deficiency) of receipts and other financing sources over disbursements and other financing uses	(4,481,340)	2,165,843	(158,828)	(614,409)	(655,019)	32,229	(2,000,000)	(1,004,536)	9,936,462
Cash and investments - ending	\$ 3,764,846	\$ 1,895,517	\$ (222,216)	\$ 463,489	\$ 260,743	\$ 53,251	\$ 2,024,835	\$ 87,019	\$ 9,936,462

MUNCIE COMMUNITY SCHOOLS
 COMBINING SCHEDULE OF RECEIPTS, DISBURSEMENTS, OTHER FINANCING SOURCES (USES), AND CASH AND INVESTMENT BALANCES -
 REGULATORY BASIS
 For the Year Ended June 30, 2014
 (Continued)

	School Lunch	Textbook Rental	Self- Insurance	Levy Excess	Joint Services and Supply - Special Education Cooperative	2014/15 Special Ed. Preschool	2013/14 Delaware- Blackford Special Ed.	2013/14 Special Ed. Preschool
Cash and investments - beginning	\$ 633,587	\$ (83,295)	\$ 5,175,746	\$ -	\$ -	\$ -	\$ -	\$ -
Receipts:								
Local sources	495,373	222,451	15,764,766	-	-	-	232	237,875
Intermediate sources	-	-	-	-	-	-	-	-
State sources	11,017	373,105	-	-	-	-	-	-
Federal sources	2,560,393	-	-	-	-	-	-	-
Temporary loans	-	-	-	-	-	-	-	-
Other	-	-	5,059	-	-	-	-	-
Total receipts	3,066,783	595,556	15,769,825	-	-	-	232	237,875
Disbursements:								
Current:								
Instruction	-	594,174	-	-	-	-	6,048,940	253,775
Support services	255	-	10	-	-	-	561,082	-
Noninstructional services	3,223,203	-	-	-	-	-	-	-
Facilities acquisition and construction	-	-	-	-	-	-	-	-
Debt services	-	-	20	-	-	-	-	-
Nonprogrammed charges	-	-	15,793,433	-	-	-	-	-
Total disbursements	3,223,458	594,174	15,793,463	-	-	-	6,610,022	253,775
Excess (deficiency) of receipts over disbursements	(156,675)	1,382	(23,638)	-	-	-	(6,609,790)	(15,900)
Other financing sources (uses):								
Proceeds of long-term debt	-	-	-	-	-	-	-	-
Sale of capital assets	-	-	-	-	-	-	-	-
Transfers in	-	137,333	25,000	-	-	-	13,852	341,254
Transfers out	(114,911)	(17,000)	(25,000)	-	-	-	-	(18,509)
Total other financing sources (uses)	(114,911)	120,333	-	-	-	-	13,852	322,745
Excess (deficiency) of receipts and other financing sources over disbursements and other financing uses	(271,586)	121,715	(23,638)	-	-	-	(6,595,938)	306,845
Cash and investments - ending	\$ 362,001	\$ 38,420	\$ 5,152,108	\$ -	\$ -	\$ -	\$ (6,595,938)	\$ 306,845

MUNCIE COMMUNITY SCHOOLS
 COMBINING SCHEDULE OF RECEIPTS, DISBURSEMENTS, OTHER FINANCING SOURCES (USES), AND CASH AND INVESTMENT BALANCES -
 REGULATORY BASIS
 For the Year Ended June 30, 2014
 (Continued)

	2012/13 Delaware- Blackford Special Ed.	2012/13 Special Ed. Preschool	11/12 Vocational Cooperative	12/13 Vocational Cooperative	2013/14 Vocational Cooperative	2014/15 Vocational Cooperative	2014/15 Creative Child Care	12/13 Creative Child Care
Cash and investments - beginning	\$ (5,781,561)	\$ 112,043	\$ (56,422)	\$ (1,141,711)	\$ (25)	\$ -	\$ -	\$ 1,891
Receipts:								
Local sources	8,122,835	248,875	-	1,185,309	-	-	-	116
Intermediate sources	-	-	-	-	-	-	-	-
State sources	-	-	-	-	-	-	-	-
Federal sources	-	-	-	-	-	-	-	-
Temporary loans	-	-	-	-	-	-	-	-
Other	-	-	-	-	-	-	-	-
Total receipts	8,122,835	248,875	-	1,185,309	-	-	-	116
Disbursements:								
Current:								
Instruction	533,591	19,664	-	137,625	1,103,381	-	-	-
Support services	104,659	-	-	-	-	-	-	-
Noninstructional services	-	-	-	-	-	-	-	4,371
Facilities acquisition and construction	-	-	-	-	-	-	-	-
Debt services	-	-	-	-	-	-	-	-
Nonprogrammed charges	-	-	-	-	-	-	-	-
Total disbursements	638,250	19,664	-	137,625	1,103,381	-	-	4,371
Excess (deficiency) of receipts over disbursements	7,484,585	229,211	-	1,047,684	(1,103,381)	-	-	(4,255)
Other financing sources (uses):								
Proceeds of long-term debt	-	-	-	-	-	-	-	-
Sale of capital assets	-	-	-	-	-	-	-	-
Transfers in	-	-	56,422	150,449	-	-	-	2,364
Transfers out	(1,703,024)	(341,254)	-	(56,422)	(150,449)	-	-	-
Total other financing sources (uses)	(1,703,024)	(341,254)	56,422	94,027	(150,449)	-	-	2,364
Excess (deficiency) of receipts and other financing sources over disbursements and other financing uses	5,781,561	(112,043)	56,422	1,141,711	(1,253,830)	-	-	(1,891)
Cash and investments - ending	\$ -	\$ -	\$ -	\$ -	\$ (1,253,855)	\$ -	\$ -	\$ -

MUNCIE COMMUNITY SCHOOLS
 COMBINING SCHEDULE OF RECEIPTS, DISBURSEMENTS, OTHER FINANCING SOURCES (USES), AND CASH AND INVESTMENT BALANCES -
 REGULATORY BASIS
 For the Year Ended June 30, 2014
 (Continued)

	2013/14 Creative Child Care	Educational License Plates	Alternative Education	School Intervention and Career Counseling	Special Education Donation Fund	Harry Mock Gift Fund	2013 Kick-off To Kindergarten	Kick-off To Kindergarten
Cash and investments - beginning	\$ -	\$ 124	\$ 61,456	\$ -	\$ 1,039	\$ 3,589	\$ -	\$ -
Receipts:								
Local sources	221,160	675	-	-	-	1,379	30,796	-
Intermediate sources	-	281	-	-	-	-	-	-
State sources	-	-	76,950	8,200	-	-	-	-
Federal sources	-	-	-	-	-	-	-	-
Temporary loans	-	-	-	-	-	-	-	-
Other	-	-	-	-	-	-	-	-
Total receipts	<u>221,160</u>	<u>956</u>	<u>76,950</u>	<u>8,200</u>	<u>-</u>	<u>1,379</u>	<u>30,796</u>	<u>-</u>
Disbursements:								
Current:								
Instruction	-	-	62,251	7,000	-	4,614	30,796	-
Support services	-	962	-	-	-	-	-	-
Noninstructional services	174,652	-	-	-	-	-	-	-
Facilities acquisition and construction	-	-	-	-	-	-	-	-
Debt services	-	-	-	-	-	-	-	-
Nonprogrammed charges	-	100	-	-	284	-	-	-
Total disbursements	<u>174,652</u>	<u>1,062</u>	<u>62,251</u>	<u>7,000</u>	<u>284</u>	<u>4,614</u>	<u>30,796</u>	<u>-</u>
Excess (deficiency) of receipts over disbursements	<u>46,508</u>	<u>(106)</u>	<u>14,699</u>	<u>1,200</u>	<u>(284)</u>	<u>(3,235)</u>	<u>-</u>	<u>-</u>
Other financing sources (uses):								
Proceeds of long-term debt	-	-	-	-	-	-	-	-
Sale of capital assets	-	-	-	-	-	-	-	-
Transfers in	-	-	-	-	-	-	-	-
Transfers out	(2,364)	-	(1,260)	-	(4)	-	-	-
Total other financing sources (uses)	<u>(2,364)</u>	<u>-</u>	<u>(1,260)</u>	<u>-</u>	<u>(4)</u>	<u>-</u>	<u>-</u>	<u>-</u>
Excess (deficiency) of receipts and other financing sources over disbursements and other financing uses	<u>44,144</u>	<u>(106)</u>	<u>13,439</u>	<u>1,200</u>	<u>(288)</u>	<u>(3,235)</u>	<u>-</u>	<u>-</u>
Cash and investments - ending	<u>\$ 44,144</u>	<u>\$ 18</u>	<u>\$ 74,895</u>	<u>\$ 1,200</u>	<u>\$ 751</u>	<u>\$ 354</u>	<u>\$ -</u>	<u>\$ -</u>

MUNCIE COMMUNITY SCHOOLS
 COMBINING SCHEDULE OF RECEIPTS, DISBURSEMENTS, OTHER FINANCING SOURCES (USES), AND CASH AND INVESTMENT BALANCES -
 REGULATORY BASIS
 For the Year Ended June 30, 2014
 (Continued)

	2014 B-5 Summer Program	2015 Ball Brothers Opeartion Bearcat	2013 Ball Brothers Merkle	2014 Ball Brothers Rapid Grant	2014 Ball Brothers Team 1-One Team	Fieldhouse Banner Fund	Ball Brothers CHS Student Teach Ad	2014 Ball Brothers A. Oliver Sp. Needs
Cash and investments - beginning	\$ -	\$ -	\$ 1,000	\$ -	\$ -	\$ -	\$ 1,915	\$ -
Receipts:								
Local sources	2,800	-	-	5,000	350,000	10,000	-	-
Intermediate sources	-	-	-	-	-	-	-	-
State sources	-	-	-	-	-	-	-	-
Federal sources	-	-	-	-	-	-	-	-
Temporary loans	-	-	-	-	-	-	-	-
Other	-	-	-	-	-	-	-	-
Total receipts	2,800	-	-	5,000	350,000	10,000	-	-
Disbursements:								
Current:								
Instruction	662	-	1,000	5,000	119,166	-	-	-
Support services	-	-	-	-	-	-	-	-
Noninstructional services	-	-	-	-	-	-	1,915	-
Facilities acquisition and construction	-	-	-	-	-	-	-	-
Debt services	-	-	-	-	-	-	-	-
Nonprogrammed charges	-	-	-	-	-	-	-	-
Total disbursements	662	-	1,000	5,000	119,166	-	1,915	-
Excess (deficiency) of receipts over disbursements	2,138	-	(1,000)	-	230,834	10,000	(1,915)	-
Other financing sources (uses):								
Proceeds of long-term debt	-	-	-	-	-	-	-	-
Sale of capital assets	-	-	-	-	-	-	-	-
Transfers in	-	-	-	-	-	-	-	-
Transfers out	-	-	-	-	-	-	-	-
Total other financing sources (uses)	-	-	-	-	-	-	-	-
Excess (deficiency) of receipts and other financing sources over disbursements and other financing uses	2,138	-	(1,000)	-	230,834	10,000	(1,915)	-
Cash and investments - ending	\$ 2,138	\$ -	\$ -	\$ -	\$ 230,834	\$ 10,000	\$ -	\$ -

MUNCIE COMMUNITY SCHOOLS
 COMBINING SCHEDULE OF RECEIPTS, DISBURSEMENTS, OTHER FINANCING SOURCES (USES), AND CASH AND INVESTMENT BALANCES -
 REGULATORY BASIS
 For the Year Ended June 30, 2014
 (Continued)

	MCS Donation Fund	2014 Ball/ Comm Fund Band Instruments	2011/2012 Opportunity School	2012/2013 Opportunity School	2012/2013 Priority School	2013/2014 Opportunity School	2013/2014 Priority School	2014/15 Opportunity School
Cash and investments - beginning	\$ -	\$ -	\$ (92,675)	\$ (1,134,487)	\$ 48,119	\$ (150)	\$ -	\$ -
Receipts:								
Local sources	-	-	-	31,994	-	960	236,436	-
Intermediate sources	-	-	-	-	-	-	-	-
State sources	-	-	-	-	-	-	-	-
Federal sources	-	-	-	-	-	-	-	-
Temporary loans	-	-	-	-	-	-	-	-
Other	-	-	-	-	-	-	-	-
Total receipts	-	-	-	31,994	-	960	236,436	-
Disbursements:								
Current:								
Instruction	-	-	-	164,168	68,806	1,161,121	255,478	-
Support services	-	-	-	-	-	-	-	-
Noninstructional services	-	-	-	-	-	-	-	-
Facilities acquisition and construction	-	-	-	-	-	-	-	-
Debt services	-	-	-	-	-	-	-	-
Nonprogrammed charges	-	-	-	-	-	-	-	-
Total disbursements	-	-	-	164,168	68,806	1,161,121	255,478	-
Excess (deficiency) of receipts over disbursements	-	-	-	(132,174)	(68,806)	(1,160,161)	(19,042)	-
Other financing sources (uses):								
Proceeds of long-term debt	-	-	-	-	-	-	-	-
Sale of capital assets	-	-	-	-	-	-	-	-
Transfers in	-	-	92,675	1,359,336	20,687	-	-	-
Transfers out	-	-	-	(92,675)	-	(1,415,117)	-	-
Total other financing sources (uses)	-	-	92,675	1,266,661	20,687	(1,415,117)	-	-
Excess (deficiency) of receipts and other financing sources over disbursements and other financing uses	-	-	92,675	1,134,487	(48,119)	(2,575,278)	(19,042)	-
Cash and investments - ending	\$ -	\$ -	\$ -	\$ -	\$ -	\$ (2,575,428)	\$ (19,042)	\$ -

MUNCIE COMMUNITY SCHOOLS
 COMBINING SCHEDULE OF RECEIPTS, DISBURSEMENTS, OTHER FINANCING SOURCES (USES), AND CASH AND INVESTMENT BALANCES -
 REGULATORY BASIS
 For the Year Ended June 30, 2014
 (Continued)

	2014/15 Priority School	Adventure Environmental Learning Center	2012 Ball Brothers Camp Adventure	2013 Ball Brothers Camp Adventure	2014 Ball Brothers Camp Adventure	2015 Ball Brothers Camp Adventure	Community Fund Longfellow Fitness	Central ROTC Services
Cash and investments - beginning	\$ -	\$ 12,167	\$ (2,557)	\$ 98,961	\$ -	\$ -	\$ 27,000	\$ 1,277
Receipts:								
Local sources	-	15,270	-	-	85,000	-	2,000	-
Intermediate sources	-	-	-	-	-	-	-	-
State sources	-	-	-	-	-	-	-	-
Federal sources	-	-	-	-	-	-	-	-
Temporary loans	-	-	-	-	-	-	-	-
Other	-	-	-	-	-	-	-	-
Total receipts	-	15,270	-	-	85,000	-	2,000	-
Disbursements:								
Current:								
Instruction	-	-	-	-	-	-	-	-
Support services	-	4,361	-	-	-	-	-	-
Noninstructional services	-	-	-	-	-	-	-	-
Facilities acquisition and construction	-	-	-	97,706	-	-	30,357	-
Debt services	-	-	-	-	-	-	-	-
Nonprogrammed charges	-	-	-	-	-	-	-	-
Total disbursements	-	4,361	-	97,706	-	-	30,357	-
Excess (deficiency) of receipts over disbursements	-	10,909	-	(97,706)	85,000	-	(28,357)	-
Other financing sources (uses):								
Proceeds of long-term debt	-	-	-	-	-	-	-	-
Sale of capital assets	-	-	-	-	-	-	-	-
Transfers in	-	-	2,557	-	-	-	-	-
Transfers out	-	(2,557)	-	-	-	-	-	-
Total other financing sources (uses)	-	(2,557)	2,557	-	-	-	-	-
Excess (deficiency) of receipts and other financing sources over disbursements and other financing uses	-	8,352	2,557	(97,706)	85,000	-	(28,357)	-
Cash and investments - ending	\$ -	\$ 20,519	\$ -	\$ 1,255	\$ 85,000	\$ -	\$ (1,357)	\$ 1,277

MUNCIE COMMUNITY SCHOOLS
 COMBINING SCHEDULE OF RECEIPTS, DISBURSEMENTS, OTHER FINANCING SOURCES (USES), AND CASH AND INVESTMENT BALANCES -
 REGULATORY BASIS
 For the Year Ended June 30, 2014
 (Continued)

	Christmas Sing	2014 Ball/ Teamwork Arts & Activities	Bill Harrell Memorial Fund	Penny Seramur Scholarship	Walburn Scholarship	Demaree Scholarship	Devoe Scholarship	Gladys Arhtur Hoan Scholarship
Cash and investments - beginning	\$ (4,798)	\$ -	\$ 100	\$ 10,595	\$ 27,604	\$ (137)	\$ 606,549	\$ 1,678
Receipts:								
Local sources	15,964	-	-	1,000	15,174	3,459	90	-
Intermediate sources	-	-	-	-	-	-	-	-
State sources	-	-	-	-	-	-	-	-
Federal sources	-	-	-	-	-	-	-	-
Temporary loans	-	-	-	-	-	-	-	-
Other	-	-	-	-	-	-	-	-
Total receipts	15,964	-	-	1,000	15,174	3,459	90	-
Disbursements:								
Current:								
Instruction	-	-	-	-	-	-	-	-
Support services	-	-	-	-	-	-	-	-
Noninstructional services	13,574	-	-	-	-	-	-	-
Facilities acquisition and construction	-	-	-	-	-	-	-	-
Debt services	-	-	-	-	-	-	-	-
Nonprogrammed charges	-	-	100	500	11,000	200	30,000	-
Total disbursements	13,574	-	100	500	11,000	200	30,000	-
Excess (deficiency) of receipts over disbursements	2,390	-	(100)	500	4,174	3,259	(29,910)	-
Other financing sources (uses):								
Proceeds of long-term debt	-	-	-	-	-	-	-	-
Sale of capital assets	-	-	-	-	-	-	-	-
Transfers in	-	-	-	-	-	-	-	-
Transfers out	-	-	-	-	-	-	-	-
Total other financing sources (uses)	-	-	-	-	-	-	-	-
Excess (deficiency) of receipts and other financing sources over disbursements and other financing uses	2,390	-	(100)	500	4,174	3,259	(29,910)	-
Cash and investments - ending	\$ (2,408)	\$ -	\$ -	\$ 11,095	\$ 31,778	\$ 3,122	\$ 576,639	\$ 1,678

MUNCIE COMMUNITY SCHOOLS
 COMBINING SCHEDULE OF RECEIPTS, DISBURSEMENTS, OTHER FINANCING SOURCES (USES), AND CASH AND INVESTMENT BALANCES -
 REGULATORY BASIS
 For the Year Ended June 30, 2014
 (Continued)

	ICE League Scholarship	High Ability Contingency	2014-2015 High Ability Grant	2013-14 High Ability Grant	2012-13 High Ability Grant	PD Contingency Fund	Principal Leadership Academy	2014 Secured Schools Safety Grant
Cash and investments - beginning	\$ -	\$ 6,013	\$ -	\$ -	\$ 12,796	\$ -	\$ 9,226	\$ -
Receipts:								
Local sources	-	-	-	-	-	-	178	-
Intermediate sources	-	-	-	-	-	-	-	-
State sources	-	-	-	52,265	-	-	-	-
Federal sources	-	-	-	-	-	-	-	-
Temporary loans	-	-	-	-	-	-	-	-
Other	-	-	-	-	-	-	-	-
Total receipts	-	-	-	52,265	-	-	178	-
Disbursements:								
Current:								
Instruction	-	17,513	-	75	-	-	-	-
Support services	-	-	-	23,636	701	-	1,946	-
Noninstructional services	-	-	-	-	-	-	-	-
Facilities acquisition and construction	-	-	-	-	-	-	-	-
Debt services	-	-	-	-	-	-	-	-
Nonprogrammed charges	-	-	-	-	-	-	-	-
Total disbursements	-	17,513	-	23,711	701	-	1,946	-
Excess (deficiency) of receipts over disbursements	-	(17,513)	-	28,554	(701)	-	(1,768)	-
Other financing sources (uses):								
Proceeds of long-term debt	-	-	-	-	-	-	-	-
Sale of capital assets	-	-	-	-	-	-	-	-
Transfers in	-	12,095	-	-	-	-	-	-
Transfers out	-	-	-	-	(12,095)	-	-	-
Total other financing sources (uses)	-	12,095	-	-	(12,095)	-	-	-
Excess (deficiency) of receipts and other financing sources over disbursements and other financing uses	-	(5,418)	-	28,554	(12,796)	-	(1,768)	-
Cash and investments - ending	\$ -	\$ 595	\$ -	\$ 28,554	\$ -	\$ -	\$ 7,458	\$ -

MUNCIE COMMUNITY SCHOOLS
 COMBINING SCHEDULE OF RECEIPTS, DISBURSEMENTS, OTHER FINANCING SOURCES (USES), AND CASH AND INVESTMENT BALANCES -
 REGULATORY BASIS
 For the Year Ended June 30, 2014
 (Continued)

	Extra- Curricular Activities	ESL Clearing Account	I-Pad Insurance Fund	13/14 Non-English Speaking	14/15 Non-English Speaking	10/11 Non-English Speaking	12/13 Non-English Speaking	School Technology
Cash and investments - beginning	\$ -	\$ 12,523	\$ 4,992	\$ -	\$ -	\$ -	\$ 4,301	\$ 524,586
Receipts:								
Local sources	-	-	5,156	-	-	-	-	191,734
Intermediate sources	-	-	-	-	-	-	-	-
State sources	-	10	-	5,998	-	-	-	213,102
Federal sources	-	-	-	-	-	-	-	-
Temporary loans	-	-	-	-	-	-	-	-
Other	-	-	24,139	-	-	-	-	-
Total receipts	-	10	29,295	5,998	-	-	-	404,836
Disbursements:								
Current:								
Instruction	-	4,828	-	-	-	196	-	-
Support services	-	-	9,679	94	-	-	-	126,370
Noninstructional services	-	-	-	-	-	-	-	-
Facilities acquisition and construction	-	-	-	-	-	-	-	133,885
Debt services	-	-	-	-	-	-	-	-
Nonprogrammed charges	-	-	-	-	-	-	-	-
Total disbursements	-	4,828	9,679	94	-	196	-	260,255
Excess (deficiency) of receipts over disbursements	-	(4,818)	19,616	5,904	-	(196)	-	144,581
Other financing sources (uses):								
Proceeds of long-term debt	-	-	-	-	-	-	-	-
Sale of capital assets	-	-	-	-	-	-	-	-
Transfers in	-	14,981	-	-	-	196	-	-
Transfers out	-	(196)	-	(5,998)	-	-	(4,301)	(496,883)
Total other financing sources (uses)	-	14,785	-	(5,998)	-	196	(4,301)	(496,883)
Excess (deficiency) of receipts and other financing sources over disbursements and other financing uses	-	9,967	19,616	(94)	-	-	(4,301)	(352,302)
Cash and investments - ending	\$ -	\$ 22,490	\$ 24,608	\$ (94)	\$ -	\$ -	\$ -	\$ 172,284

MUNCIE COMMUNITY SCHOOLS
 COMBINING SCHEDULE OF RECEIPTS, DISBURSEMENTS, OTHER FINANCING SOURCES (USES), AND CASH AND INVESTMENT BALANCES -
 REGULATORY BASIS
 For the Year Ended June 30, 2014
 (Continued)

	2012/13 Title I Basic Grant	2012/13 Title I Neglected Delinquent YOC	2013-2014 Title I Basic Grant	2013-2014 Title I Neglected Delinquent YOC	2014/2015 Title I Basic Grant	2014/2015 Title I Neglected Delinquent YOC	2013-14 Title I Wilson School Improvement	2014-15 Title I School Improvement
Cash and investments - beginning	\$ (314,020)	\$ (52,918)	\$ -	\$ -	\$ -	\$ -	\$ -	\$ -
Receipts:								
Local sources	96,873	-	-	-	-	-	-	-
Intermediate sources	-	-	-	-	-	-	-	-
State sources	-	-	-	-	-	-	-	-
Federal sources	668,579	17,824	2,568,422	174,115	-	-	-	-
Temporary loans	-	-	-	-	-	-	-	-
Other	-	-	-	-	-	-	-	-
Total receipts	<u>765,452</u>	<u>17,824</u>	<u>2,568,422</u>	<u>174,115</u>	<u>-</u>	<u>-</u>	<u>-</u>	<u>-</u>
Disbursements:								
Current:								
Instruction	283,509	-	1,950,320	188,332	-	-	-	-
Support services	164,484	-	908,401	-	-	-	2,621	-
Noninstructional services	3,439	-	22,807	-	-	-	-	-
Facilities acquisition and construction	-	-	-	-	-	-	-	-
Debt services	-	-	-	-	-	-	-	-
Nonprogrammed charges	-	-	-	-	-	-	-	-
Total disbursements	<u>451,432</u>	<u>-</u>	<u>2,881,528</u>	<u>188,332</u>	<u>-</u>	<u>-</u>	<u>2,621</u>	<u>-</u>
Excess (deficiency) of receipts over disbursements	<u>314,020</u>	<u>17,824</u>	<u>(313,106)</u>	<u>(14,217)</u>	<u>-</u>	<u>-</u>	<u>(2,621)</u>	<u>-</u>
Other financing sources (uses):								
Proceeds of long-term debt	-	-	-	-	-	-	-	-
Sale of capital assets	-	-	-	-	-	-	-	-
Transfers in	-	35,094	-	-	-	-	-	-
Transfers out	-	-	-	-	-	-	-	-
Total other financing sources (uses)	<u>-</u>	<u>35,094</u>	<u>-</u>	<u>-</u>	<u>-</u>	<u>-</u>	<u>-</u>	<u>-</u>
Excess (deficiency) of receipts and other financing sources over disbursements and other financing uses	<u>314,020</u>	<u>52,918</u>	<u>(313,106)</u>	<u>(14,217)</u>	<u>-</u>	<u>-</u>	<u>(2,621)</u>	<u>-</u>
Cash and investments - ending	<u>\$ -</u>	<u>\$ -</u>	<u>\$ (313,106)</u>	<u>\$ (14,217)</u>	<u>\$ -</u>	<u>\$ -</u>	<u>\$ (2,621)</u>	<u>\$ -</u>

MUNCIE COMMUNITY SCHOOLS
 COMBINING SCHEDULE OF RECEIPTS, DISBURSEMENTS, OTHER FINANCING SOURCES (USES), AND CASH AND INVESTMENT BALANCES -
 REGULATORY BASIS
 For the Year Ended June 30, 2014
 (Continued)

	2012/13 IDEA Preschool	2013/2014 Special Education Preschool	2014/2015 Special Education Preschool	2013/2014 IDEA Muncie	2012/13 IDEA Muncie	2014/2015 IDEA Muncie	2012/13 IDEA Pass-Through Co-Op	2013/14 IDEA Pass-Through Co-Op
Cash and investments - beginning	\$ (69,258)	\$ -	\$ -	\$ -	\$ (751,488)	\$ -	\$ 550,891	\$ -
Receipts:								
Local sources	-	-	-	1,130,503	1,023,469	-	-	-
Intermediate sources	-	-	-	-	-	-	-	-
State sources	-	-	-	-	-	-	-	-
Federal sources	71,561	134,199	-	-	-	-	1,265,023	2,464,875
Temporary loans	-	-	-	-	-	-	-	-
Other	-	-	-	-	-	-	-	-
Total receipts	71,561	134,199	-	1,130,503	1,023,469	-	1,265,023	2,464,875
Disbursements:								
Current:								
Instruction	19,003	152,668	-	1,419,709	233,243	-	1,815,914	2,301,819
Support services	1,809	-	-	78,593	163,511	-	-	-
Noninstructional services	-	-	-	-	-	-	-	-
Facilities acquisition and construction	-	-	-	-	-	-	-	-
Debt services	-	-	-	-	-	-	-	-
Nonprogrammed charges	-	-	-	-	-	-	-	-
Total disbursements	20,812	152,668	-	1,498,302	396,754	-	1,815,914	2,301,819
Excess (deficiency) of receipts over disbursements	50,749	(18,469)	-	(367,799)	626,715	-	(550,891)	163,056
Other financing sources (uses):								
Proceeds of long-term debt	-	-	-	-	-	-	-	-
Sale of capital assets	-	-	-	-	-	-	-	-
Transfers in	18,509	-	-	-	-	-	-	-
Transfers out	-	-	-	-	-	-	-	-
Total other financing sources (uses)	18,509	-	-	-	-	-	-	-
Excess (deficiency) of receipts and other financing sources over disbursements and other financing uses	69,258	(18,469)	-	(367,799)	626,715	-	(550,891)	163,056
Cash and investments - ending	\$ -	\$ (18,469)	\$ -	\$ (367,799)	\$ (124,773)	\$ -	\$ -	\$ 163,056

MUNCIE COMMUNITY SCHOOLS
 COMBINING SCHEDULE OF RECEIPTS, DISBURSEMENTS, OTHER FINANCING SOURCES (USES), AND CASH AND INVESTMENT BALANCES -
 REGULATORY BASIS
 For the Year Ended June 30, 2014
 (Continued)

	2014/15 IDEA Part B Co-Op Pass-Through	2013/14 IDEA Muncie TA Professional Development	(IDEA, Part B) LEA Capacity Building (Sliver) Grants	2013/14 Delaware- Blackford TA Professional Development	2012/13 Adult Basic Education	2013/2014 Adult Basic Education	2014/2015 Adult Basic Education	2014/2015 ABE Professional Development
Cash and investments - beginning	\$ -	\$ -	\$ (65,835)	\$ -	\$ (81,814)	\$ -	\$ -	\$ -
Receipts:								
Local sources	-	-	-	-	-	-	-	-
Intermediate sources	-	-	-	-	-	-	-	-
State sources	-	-	-	-	-	-	-	-
Federal sources	-	-	70,000	13,183	108,958	346,455	-	-
Temporary loans	-	-	-	-	-	-	-	-
Other	-	-	-	-	-	-	-	-
Total receipts	-	-	70,000	13,183	108,958	346,455	-	-
Disbursements:								
Current:								
Instruction	-	11,293	4,099	12,696	22,926	476,516	-	-
Support services	-	8,389	-	-	-	-	-	-
Noninstructional services	-	-	-	-	-	-	-	-
Facilities acquisition and construction	-	-	-	-	-	-	-	-
Debt services	-	-	-	-	-	-	-	-
Nonprogrammed charges	-	-	-	-	-	-	-	-
Total disbursements	-	19,682	4,099	12,696	22,926	476,516	-	-
Excess (deficiency) of receipts over disbursements	-	(19,682)	65,901	487	86,032	(130,061)	-	-
Other financing sources (uses):								
Proceeds of long-term debt	-	-	-	-	-	-	-	-
Sale of capital assets	-	-	-	-	-	-	-	-
Transfers in	-	-	4	-	-	-	-	-
Transfers out	-	(13,852)	(70)	-	(4,218)	-	-	-
Total other financing sources (uses)	-	(13,852)	(66)	-	(4,218)	-	-	-
Excess (deficiency) of receipts and other financing sources over disbursements and other financing uses	-	(33,534)	65,835	487	81,814	(130,061)	-	-
Cash and investments - ending	\$ -	\$ (33,534)	\$ -	\$ 487	\$ -	\$ (130,061)	\$ -	\$ -

MUNCIE COMMUNITY SCHOOLS
 COMBINING SCHEDULE OF RECEIPTS, DISBURSEMENTS, OTHER FINANCING SOURCES (USES), AND CASH AND INVESTMENT BALANCES -
 REGULATORY BASIS
 For the Year Ended June 30, 2014
 (Continued)

	MACC- ABE- CTE	2012-13 Adult Education Innovations	2013/2014 Perkins	2015 Hire Technology Program	2012-2013 Perkins	2013 CTE Technology Resource	2014/2015 Perkins	BSU- PDS
Cash and investments - beginning	\$ 58,833	\$ (52,081)	\$ -	\$ -	\$ 48,699	\$ -	\$ -	\$ 8,701
Receipts:								
Local sources	-	-	23,656	-	-	-	-	-
Intermediate sources	-	-	-	-	-	-	-	-
State sources	-	-	-	-	-	-	-	-
Federal sources	3,718	52,071	183,154	-	101,816	15,000	-	-
Temporary loans	-	-	-	-	-	-	-	-
Other	-	-	-	-	-	-	-	-
Total receipts	3,718	52,071	206,810	-	101,816	15,000	-	-
Disbursements:								
Current:								
Instruction	18,098	-	267,413	-	34,722	15,934	-	-
Support services	-	-	-	-	101,816	-	-	1,050
Noninstructional services	-	-	-	-	-	-	-	-
Facilities acquisition and construction	-	-	-	-	-	-	-	-
Debt services	-	-	-	-	-	-	-	-
Nonprogrammed charges	-	-	-	-	-	-	-	-
Total disbursements	18,098	-	267,413	-	136,538	15,934	-	1,050
Excess (deficiency) of receipts over disbursements	(14,380)	52,071	(60,603)	-	(34,722)	(934)	-	(1,050)
Other financing sources (uses):								
Proceeds of long-term debt	-	-	-	-	-	-	-	-
Sale of capital assets	-	-	-	-	-	-	-	-
Transfers in	7,251	10	-	-	-	934	-	-
Transfers out	-	-	(7,000)	-	(13,977)	-	-	-
Total other financing sources (uses)	7,251	10	(7,000)	-	(13,977)	934	-	-
Excess (deficiency) of receipts and other financing sources over disbursements and other financing uses	(7,129)	52,081	(67,603)	-	(48,699)	-	-	(1,050)
Cash and investments - ending	\$ 51,704	\$ -	\$ (67,603)	\$ -	\$ -	\$ -	\$ -	\$ 7,651

MUNCIE COMMUNITY SCHOOLS
 COMBINING SCHEDULE OF RECEIPTS, DISBURSEMENTS, OTHER FINANCING SOURCES (USES), AND CASH AND INVESTMENT BALANCES -
 REGULATORY BASIS
 For the Year Ended June 30, 2014
 (Continued)

	2014/15 21st CCLC BSU/ Longfellow	Improving Teaching Quality, No Child Left, Title II, Part A	2014/2015 Title IIA Improving Teacher Quality	2013/2014 Title IIA Improving Teacher Quality	2012/13 Title III, English Proficiency	2014-16 Title III, English Proficiency	Payroll Withholding	Totals
Cash and investments - beginning	\$ -	\$ (41,085)	\$ -	\$ -	\$ 4,682	\$ -	\$ 883,921	\$ 14,273,831
Receipts:								
Local sources	-	-	-	-	-	-	-	43,763,583
Intermediate sources	-	-	-	-	-	-	-	377
State sources	-	-	-	-	-	-	-	46,721,205
Federal sources	-	46,158	-	344,221	-	-	-	11,329,319
Temporary loans	-	-	-	-	-	-	-	7,000,000
Other	-	-	-	-	-	-	13,569,353	13,606,821
Total receipts	-	46,158	-	344,221	-	-	13,569,353	122,421,305
Disbursements:								
Current:								
Instruction	-	-	-	-	-	-	-	59,593,434
Support services	-	-	-	481,106	-	-	-	20,837,396
Noninstructional services	-	6,333	-	8,767	-	-	-	3,763,755
Facilities acquisition and construction	-	-	-	-	-	-	-	1,741,527
Debt services	-	-	-	-	-	-	-	16,439,987
Nonprogrammed charges	-	-	-	-	-	-	14,177,202	30,013,681
Total disbursements	-	6,333	-	489,873	-	-	14,177,202	132,389,780
Excess (deficiency) of receipts over disbursements	-	39,825	-	(145,652)	-	-	(607,849)	(9,968,475)
Other financing sources (uses):								
Proceeds of long-term debt	-	-	-	-	-	-	-	10,000,000
Sale of capital assets	-	-	-	-	-	-	-	3,664
Transfers in	-	1,260	-	-	-	-	-	6,829,319
Transfers out	-	-	-	-	(4,682)	-	-	(6,829,320)
Total other financing sources (uses)	-	1,260	-	-	(4,682)	-	-	10,003,663
Excess (deficiency) of receipts and other financing sources over disbursements and other financing uses	-	41,085	-	(145,652)	(4,682)	-	(607,849)	35,188
Cash and investments - ending	\$ -	\$ -	\$ -	\$ (145,652)	\$ -	\$ -	\$ 276,072	\$ 14,309,019

MUNCIE COMMUNITY SCHOOLS
 COMBINING SCHEDULE OF RECEIPTS, DISBURSEMENTS, OTHER FINANCING SOURCES (USES), AND CASH AND INVESTMENT BALANCES -
 REGULATORY BASIS
 For the Year Ended June 30, 2015

	General	Debt Service	Retirement/ Severance Bond Debt Service	Capital Projects	School Transportation	School Bus Replacement	Rainy Day	Construction	2014 GO Construction Bond
Cash and investments - beginning	\$ 3,764,846	\$ 1,895,517	\$ (222,216)	\$ 463,489	\$ 260,743	\$ 53,251	\$ 2,024,835	\$ 87,019	\$ 9,936,462
Receipts:									
Local sources	370,327	6,295,909	132,746	3,871,533	2,539,950	37,305	-	232,559	-
Intermediate sources	96	-	-	-	-	-	-	-	-
State sources	43,196,997	-	-	-	-	-	-	-	-
Federal sources	82,070	-	-	-	-	-	-	-	-
Temporary loans	5,200,000	1,300,000	-	1,200,000	-	-	-	-	-
Other	2,284	-	-	-	-	-	-	-	-
Total receipts	48,851,774	7,595,909	132,746	5,071,533	2,539,950	37,305	-	232,559	-
Disbursements:									
Current:									
Instruction	38,493,131	-	-	-	-	-	-	-	-
Support services	11,092,618	67,258	-	3,094,244	1,654,278	-	-	-	-
Noninstructional services	230,839	-	-	-	-	-	-	-	-
Facilities acquisition and construction	-	-	-	701,956	-	-	-	181,096	397,667
Debt services	3,500,000	10,058,506	276,220	-	-	-	-	-	-
Nonprogrammed charges	4,759	-	-	-	-	-	-	-	-
Total disbursements	53,321,347	10,125,764	276,220	3,796,200	1,654,278	-	-	181,096	397,667
Excess (deficiency) of receipts over disbursements	(4,469,573)	(2,529,855)	(143,474)	1,275,333	885,672	37,305	-	51,463	(397,667)
Other financing sources (uses):									
Proceeds of long-term debt	-	-	-	-	-	-	-	-	-
Sale of capital assets	2,019,822	-	-	-	-	-	-	-	-
Transfers in	425,554	1,715,644	365,690	8,960	-	-	-	-	-
Transfers out	(473,066)	-	-	-	-	-	(2,024,835)	(1,357)	-
Total other financing sources (uses)	1,972,310	1,715,644	365,690	8,960	-	-	(2,024,835)	(1,357)	-
Excess (deficiency) of receipts and other financing sources over disbursements and other financing uses	(2,497,263)	(814,211)	222,216	1,284,293	885,672	37,305	(2,024,835)	50,106	(397,667)
Cash and investments - ending	\$ 1,267,583	\$ 1,081,306	\$ -	\$ 1,747,782	\$ 1,146,415	\$ 90,556	\$ -	\$ 137,125	\$ 9,538,795

MUNCIE COMMUNITY SCHOOLS
 COMBINING SCHEDULE OF RECEIPTS, DISBURSEMENTS, OTHER FINANCING SOURCES (USES), AND CASH AND INVESTMENT BALANCES -
 REGULATORY BASIS
 For the Year Ended June 30, 2015
 (Continued)

	School Lunch	Textbook Rental	Self- Insurance	Levy Excess	Joint Services and Supply - Special Education Cooperative	2014/15 Special Ed. Preschool	2013/14 Delaware- Blackford Special Ed.	2013/14 Special Ed. Preschool
Cash and investments - beginning	\$ 362,001	\$ 38,420	\$ 5,152,108	\$ -	\$ -	\$ -	\$ (6,595,938)	\$ 306,845
Receipts:								
Local sources	425,474	307,727	14,261,022	150	21,718	221,376	7,507,170	221,377
Intermediate sources	-	-	-	-	-	-	-	-
State sources	10,493	355,756	-	-	-	-	-	-
Federal sources	2,685,887	-	-	-	-	-	-	-
Temporary loans	-	-	-	-	-	-	-	-
Other	-	-	-	-	-	-	-	-
Total receipts	3,121,854	663,483	14,261,022	150	21,718	221,376	7,507,170	221,377
Disbursements:								
Current:								
Instruction	-	610,333	-	-	5,378,031	367,091	491,032	17,081
Support services	555	1,763	-	-	381,502	-	54,132	-
Noninstructional services	3,291,248	-	-	-	-	-	-	-
Facilities acquisition and construction	-	-	-	-	-	-	-	-
Debt services	-	-	26	-	-	-	-	-
Nonprogrammed charges	-	-	15,648,255	-	-	-	-	-
Total disbursements	3,291,803	612,096	15,648,281	-	5,759,533	367,091	545,164	17,081
Excess (deficiency) of receipts over disbursements	(169,949)	51,387	(1,387,259)	150	(5,737,815)	(145,715)	6,962,006	204,296
Other financing sources (uses):								
Proceeds of long-term debt	-	-	-	-	-	-	-	-
Sale of capital assets	-	-	-	-	-	-	-	-
Transfers in	-	108,178	40,000	-	-	511,141	-	-
Transfers out	-	(108,178)	(40,000)	-	(77,445)	-	(366,068)	(511,141)
Total other financing sources (uses)	-	-	-	-	(77,445)	511,141	(366,068)	(511,141)
Excess (deficiency) of receipts and other financing sources over disbursements and other financing uses	(169,949)	51,387	(1,387,259)	150	(5,815,260)	365,426	6,595,938	(306,845)
Cash and investments - ending	\$ 192,052	\$ 89,807	\$ 3,764,849	\$ 150	\$ (5,815,260)	\$ 365,426	\$ -	\$ -

MUNCIE COMMUNITY SCHOOLS
 COMBINING SCHEDULE OF RECEIPTS, DISBURSEMENTS, OTHER FINANCING SOURCES (USES), AND CASH AND INVESTMENT BALANCES -
 REGULATORY BASIS
 For the Year Ended June 30, 2015
 (Continued)

	2012/13 Delaware- Blackford Special Ed.	2012/13 Special Ed. Preschool	11/12 Vocational Cooperative	12/13 Vocational Cooperative	2013/14 Vocational Cooperative	2014/15 Vocational Cooperative	2014/15 Creative Child Care	12/13 Creative Child Care
Cash and investments - beginning	\$ -	\$ -	\$ -	\$ -	\$ (1,253,855)	\$ -	\$ -	\$ -
Receipts:								
Local sources	-	-	-	-	1,406,409	-	193,061	-
Intermediate sources	-	-	-	-	-	-	-	-
State sources	-	-	-	-	-	-	-	-
Federal sources	-	-	-	-	-	-	-	-
Temporary loans	-	-	-	-	-	-	-	-
Other	-	-	-	-	-	-	-	-
Total receipts	-	-	-	-	1,406,409	-	193,061	-
Disbursements:								
Current:								
Instruction	-	-	-	-	152,554	1,448,356	-	-
Support services	-	-	-	-	-	-	-	-
Noninstructional services	-	-	-	-	-	-	167,321	-
Facilities acquisition and construction	-	-	-	-	-	-	-	-
Debt services	-	-	-	-	-	-	-	-
Nonprogrammed charges	-	-	-	-	-	-	-	-
Total disbursements	-	-	-	-	152,554	1,448,356	167,321	-
Excess (deficiency) of receipts over disbursements	-	-	-	-	1,253,855	(1,448,356)	25,740	-
Other financing sources (uses):								
Proceeds of long-term debt	-	-	-	-	-	-	-	-
Sale of capital assets	-	-	-	-	-	-	-	-
Transfers in	-	-	-	-	-	-	18,415	-
Transfers out	-	-	-	-	-	-	-	-
Total other financing sources (uses)	-	-	-	-	-	-	18,415	-
Excess (deficiency) of receipts and other financing sources over disbursements and other financing uses	-	-	-	-	1,253,855	(1,448,356)	44,155	-
Cash and investments - ending	\$ -	\$ -	\$ -	\$ -	\$ -	\$ (1,448,356)	\$ 44,155	\$ -

MUNCIE COMMUNITY SCHOOLS
 COMBINING SCHEDULE OF RECEIPTS, DISBURSEMENTS, OTHER FINANCING SOURCES (USES), AND CASH AND INVESTMENT BALANCES -
 REGULATORY BASIS
 For the Year Ended June 30, 2015
 (Continued)

	2013/14 Creative Child Care	Educational License Plates	Alternative Education	School Intervention and Career Counseling	Special Education Donation Fund	Harry Mock Gift Fund	2013 Kick-off To Kindergarten	Kick-off To Kindergarten
Cash and investments - beginning	\$ 44,144	\$ 18	\$ 74,895	\$ 1,200	\$ 751	\$ 354	\$ -	\$ -
Receipts:								
Local sources	1,903	-	-	-	830	17,085	-	41,768
Intermediate sources	-	844	-	-	-	-	-	-
State sources	-	-	95,589	-	-	-	-	-
Federal sources	-	-	-	-	-	-	-	-
Temporary loans	-	-	-	-	-	-	-	-
Other	-	-	-	-	-	-	-	-
Total receipts	<u>1,903</u>	<u>844</u>	<u>95,589</u>	<u>-</u>	<u>830</u>	<u>17,085</u>	<u>-</u>	<u>41,768</u>
Disbursements:								
Current:								
Instruction	-	-	55,747	1,200	-	-	-	40,328
Support services	-	329	894	-	-	-	-	-
Noninstructional services	7,632	-	-	-	-	-	-	-
Facilities acquisition and construction	-	-	-	-	-	-	-	-
Debt services	-	-	-	-	-	-	-	-
Nonprogrammed charges	-	-	-	-	-	-	-	-
Total disbursements	<u>7,632</u>	<u>329</u>	<u>56,641</u>	<u>1,200</u>	<u>-</u>	<u>-</u>	<u>-</u>	<u>40,328</u>
Excess (deficiency) of receipts over disbursements	<u>(5,729)</u>	<u>515</u>	<u>38,948</u>	<u>(1,200)</u>	<u>830</u>	<u>17,085</u>	<u>-</u>	<u>1,440</u>
Other financing sources (uses):								
Proceeds of long-term debt	-	-	-	-	-	-	-	-
Sale of capital assets	-	-	-	-	-	-	-	-
Transfers in	-	-	-	-	-	-	-	-
Transfers out	<u>(38,415)</u>	<u>-</u>	<u>-</u>	<u>-</u>	<u>-</u>	<u>-</u>	<u>-</u>	<u>-</u>
Total other financing sources (uses)	<u>(38,415)</u>	<u>-</u>	<u>-</u>	<u>-</u>	<u>-</u>	<u>-</u>	<u>-</u>	<u>-</u>
Excess (deficiency) of receipts and other financing sources over disbursements and other financing uses	<u>(44,144)</u>	<u>515</u>	<u>38,948</u>	<u>(1,200)</u>	<u>830</u>	<u>17,085</u>	<u>-</u>	<u>1,440</u>
Cash and investments - ending	<u>\$ -</u>	<u>\$ 533</u>	<u>\$ 113,843</u>	<u>\$ -</u>	<u>\$ 1,581</u>	<u>\$ 17,439</u>	<u>\$ -</u>	<u>\$ 1,440</u>

MUNCIE COMMUNITY SCHOOLS
 COMBINING SCHEDULE OF RECEIPTS, DISBURSEMENTS, OTHER FINANCING SOURCES (USES), AND CASH AND INVESTMENT BALANCES -
 REGULATORY BASIS
 For the Year Ended June 30, 2015
 (Continued)

	2014 B-5 Summer Program	2015 Ball Brothers Opeartion Bearcat	2013 Ball Brothers Merkle	2014 Ball Brothers Rapid Grant	2014 Ball Brothers Team 1-One Team	Fieldhouse Banner Fund	Ball Brothers CHS Student Teach Ad	2014 Ball Brothers A. Oliver Sp. Needs
Cash and investments - beginning	\$ 2,138	\$ -	\$ -	\$ -	\$ 230,834	\$ 10,000	\$ -	\$ -
Receipts:								
Local sources	-	250,000	-	-	-	-	-	4,259
Intermediate sources	-	-	-	-	-	-	-	-
State sources	-	-	-	-	-	-	-	-
Federal sources	-	-	-	-	-	-	-	-
Temporary loans	-	-	-	-	-	-	-	-
Other	-	-	-	-	-	-	-	-
Total receipts	-	250,000	-	-	-	-	-	4,259
Disbursements:								
Current:								
Instruction	2,138	-	-	-	198,982	5,701	-	3,769
Support services	-	-	-	-	-	-	-	-
Noninstructional services	-	-	-	-	-	-	-	-
Facilities acquisition and construction	-	-	-	-	-	-	-	-
Debt services	-	-	-	-	-	-	-	-
Nonprogrammed charges	-	-	-	-	-	-	-	-
Total disbursements	2,138	-	-	-	198,982	5,701	-	3,769
Excess (deficiency) of receipts over disbursements	(2,138)	250,000	-	-	(198,982)	(5,701)	-	490
Other financing sources (uses):								
Proceeds of long-term debt	-	-	-	-	-	-	-	-
Sale of capital assets	-	-	-	-	-	-	-	-
Transfers in	-	-	-	-	-	-	-	-
Transfers out	-	-	-	-	-	-	-	-
Total other financing sources (uses)	-	-	-	-	-	-	-	-
Excess (deficiency) of receipts and other financing sources over disbursements and other financing uses	(2,138)	250,000	-	-	(198,982)	(5,701)	-	490
Cash and investments - ending	\$ -	\$ 250,000	\$ -	\$ -	\$ 31,852	\$ 4,299	\$ -	\$ 490

MUNCIE COMMUNITY SCHOOLS
 COMBINING SCHEDULE OF RECEIPTS, DISBURSEMENTS, OTHER FINANCING SOURCES (USES), AND CASH AND INVESTMENT BALANCES -
 REGULATORY BASIS
 For the Year Ended June 30, 2015
 (Continued)

	MCS Donation Fund	2014 Ball/ Comm Fund Band Instruments	2011/2012 Opportunity School	2012/2013 Opportunity School	2012/2013 Priority School	2013/2014 Opportunity School	2013/2014 Priority School	2014/15 Opportunity School
Cash and investments - beginning	\$ -	\$ -	\$ -	\$ -	\$ -	\$ (2,575,428)	\$ (19,042)	\$ -
Receipts:								
Local sources	154,839	90,000	-	-	-	2,660,904	-	5,625
Intermediate sources	-	-	-	-	-	-	-	-
State sources	-	-	-	-	-	-	-	-
Federal sources	-	-	-	-	-	-	-	-
Temporary loans	-	-	-	-	-	-	-	-
Other	-	-	-	-	-	-	-	-
Total receipts	154,839	90,000	-	-	-	2,660,904	-	5,625
Disbursements:								
Current:								
Instruction	-	-	-	-	-	85,476	-	2,635,708
Support services	863	-	-	-	-	-	-	-
Noninstructional services	-	-	-	-	-	-	-	-
Facilities acquisition and construction	-	90,000	-	-	-	-	-	-
Debt services	-	-	-	-	-	-	-	-
Nonprogrammed charges	117,275	-	-	-	-	-	-	-
Total disbursements	118,138	90,000	-	-	-	85,476	-	2,635,708
Excess (deficiency) of receipts over disbursements	36,701	-	-	-	-	2,575,428	-	(2,630,083)
Other financing sources (uses):								
Proceeds of long-term debt	-	-	-	-	-	-	-	-
Sale of capital assets	-	-	-	-	-	-	-	-
Transfers in	-	-	-	-	-	-	19,042	-
Transfers out	-	-	-	-	-	-	-	(19,042)
Total other financing sources (uses)	-	-	-	-	-	-	19,042	(19,042)
Excess (deficiency) of receipts and other financing sources over disbursements and other financing uses	36,701	-	-	-	-	2,575,428	19,042	(2,649,125)
Cash and investments - ending	\$ 36,701	\$ -	\$ -	\$ -	\$ -	\$ -	\$ -	\$ (2,649,125)

MUNCIE COMMUNITY SCHOOLS
 COMBINING SCHEDULE OF RECEIPTS, DISBURSEMENTS, OTHER FINANCING SOURCES (USES), AND CASH AND INVESTMENT BALANCES -
 REGULATORY BASIS
 For the Year Ended June 30, 2015
 (Continued)

	2014/15 Priority School	Adventure Environmental Learning Center	2012 Ball Brothers Camp Adventure	2013 Ball Brothers Camp Adventure	2014 Ball Brothers Camp Adventure	2015 Ball Brothers Camp Adventure	Community Fund Longfellow Fitness	Central ROTC Services
Cash and investments - beginning	\$ -	\$ 20,519	\$ -	\$ 1,255	\$ 85,000	\$ -	\$ (1,357)	\$ 1,277
Receipts:								
Local sources	147,250	8,380	-	-	-	40,000	-	-
Intermediate sources	-	-	-	-	-	-	-	-
State sources	-	-	-	-	-	-	-	-
Federal sources	-	-	-	-	-	-	-	2,079
Temporary loans	-	-	-	-	-	-	-	-
Other	-	-	-	-	-	-	-	-
Total receipts	147,250	8,380	-	-	-	40,000	-	2,079
Disbursements:								
Current:								
Instruction	230,895	-	-	-	-	-	-	1,277
Support services	-	20,032	-	-	-	-	-	-
Noninstructional services	-	-	-	-	-	-	-	-
Facilities acquisition and construction	-	-	-	1,261	84,944	-	-	-
Debt services	-	-	-	-	-	-	-	-
Nonprogrammed charges	-	-	-	-	-	-	-	-
Total disbursements	230,895	20,032	-	1,261	84,944	-	-	1,277
Excess (deficiency) of receipts over disbursements	(83,645)	(11,652)	-	(1,261)	(84,944)	40,000	-	802
Other financing sources (uses):								
Proceeds of long-term debt	-	-	-	-	-	-	-	-
Sale of capital assets	-	-	-	-	-	-	-	-
Transfers in	-	56	-	6	-	-	1,357	-
Transfers out	-	(6)	-	-	(56)	-	-	-
Total other financing sources (uses)	-	50	-	6	(56)	-	1,357	-
Excess (deficiency) of receipts and other financing sources over disbursements and other financing uses	(83,645)	(11,602)	-	(1,255)	(85,000)	40,000	1,357	802
Cash and investments - ending	\$ (83,645)	\$ 8,917	\$ -	\$ -	\$ -	\$ 40,000	\$ -	\$ 2,079

MUNCIE COMMUNITY SCHOOLS
 COMBINING SCHEDULE OF RECEIPTS, DISBURSEMENTS, OTHER FINANCING SOURCES (USES), AND CASH AND INVESTMENT BALANCES -
 REGULATORY BASIS
 For the Year Ended June 30, 2015
 (Continued)

	Christmas Sing	2014 Ball/ Teamwork Arts & Activities	Bill Harrell Memorial Fund	Penny Seramur Scholarship	Walburn Scholarship	Demaree Scholarship	Devoe Scholarship	Gladys Arhtur Hoan Scholarship
Cash and investments - beginning	\$ (2,408)	\$ -	\$ -	\$ 11,095	\$ 31,778	\$ 3,122	\$ 576,639	\$ 1,678
Receipts:								
Local sources	12,827	6,875	-	-	15,965	6	-	-
Intermediate sources	-	-	-	-	-	-	-	-
State sources	-	-	-	-	-	-	-	-
Federal sources	-	-	-	-	-	-	-	-
Temporary loans	-	-	-	-	-	-	-	-
Other	-	-	-	-	-	-	-	-
Total receipts	12,827	6,875	-	-	15,965	6	-	-
Disbursements:								
Current:								
Instruction	-	6,875	-	-	-	-	-	-
Support services	-	-	-	-	-	-	-	-
Noninstructional services	12,480	-	-	-	-	-	-	-
Facilities acquisition and construction	-	-	-	-	-	-	-	-
Debt services	-	-	-	-	-	-	-	-
Nonprogrammed charges	-	-	-	500	30,000	-	60,000	1,678
Total disbursements	12,480	6,875	-	500	30,000	-	60,000	1,678
Excess (deficiency) of receipts over disbursements	347	-	-	(500)	(14,035)	6	(60,000)	(1,678)
Other financing sources (uses):								
Proceeds of long-term debt	-	-	-	-	-	-	-	-
Sale of capital assets	-	-	-	-	-	-	-	-
Transfers in	-	-	-	-	-	-	-	-
Transfers out	-	-	-	-	-	-	-	-
Total other financing sources (uses)	-	-	-	-	-	-	-	-
Excess (deficiency) of receipts and other financing sources over disbursements and other financing uses	347	-	-	(500)	(14,035)	6	(60,000)	(1,678)
Cash and investments - ending	\$ (2,061)	\$ -	\$ -	\$ 10,595	\$ 17,743	\$ 3,128	\$ 516,639	\$ -

MUNCIE COMMUNITY SCHOOLS
 COMBINING SCHEDULE OF RECEIPTS, DISBURSEMENTS, OTHER FINANCING SOURCES (USES), AND CASH AND INVESTMENT BALANCES -
 REGULATORY BASIS
 For the Year Ended June 30, 2015
 (Continued)

	ICE League Scholarship	High Ability Contingency	2014-2015 High Ability Grant	2013-14 High Ability Grant	2012-13 High Ability Grant	PD Contingency Fund	Principal Leadership Academy	2014 Secured Schools Safety Grant
Cash and investments - beginning	\$ -	\$ 595	\$ -	\$ 28,554	\$ -	\$ -	\$ 7,458	\$ -
Receipts:								
Local sources	3,025	-	30	-	-	-	-	-
Intermediate sources	-	-	-	-	-	-	-	-
State sources	-	-	53,807	-	-	-	-	5,208
Federal sources	-	-	-	-	-	-	-	-
Temporary loans	-	-	-	-	-	-	-	-
Other	-	-	-	-	-	-	-	-
Total receipts	3,025	-	53,837	-	-	-	-	5,208
Disbursements:								
Current:								
Instruction	-	12,983	15,402	1,545	-	-	-	-
Support services	-	-	18,067	5,332	-	-	924	83,175
Noninstructional services	-	-	-	-	-	-	-	-
Facilities acquisition and construction	-	-	-	-	-	-	-	-
Debt services	-	-	-	-	-	-	-	-
Nonprogrammed charges	-	-	-	-	-	-	-	-
Total disbursements	-	12,983	33,469	6,877	-	-	924	83,175
Excess (deficiency) of receipts over disbursements	3,025	(12,983)	20,368	(6,877)	-	-	(924)	(77,967)
Other financing sources (uses):								
Proceeds of long-term debt	-	-	-	-	-	-	-	-
Sale of capital assets	-	-	-	-	-	-	-	-
Transfers in	-	21,677	-	-	-	14,185	-	-
Transfers out	-	-	-	(21,677)	-	-	(6,534)	(68,446)
Total other financing sources (uses)	-	21,677	-	(21,677)	-	14,185	(6,534)	(68,446)
Excess (deficiency) of receipts and other financing sources over disbursements and other financing uses	3,025	8,694	20,368	(28,554)	-	14,185	(7,458)	(146,413)
Cash and investments - ending	\$ 3,025	\$ 9,289	\$ 20,368	\$ -	\$ -	\$ 14,185	\$ -	\$ (146,413)

MUNCIE COMMUNITY SCHOOLS
 COMBINING SCHEDULE OF RECEIPTS, DISBURSEMENTS, OTHER FINANCING SOURCES (USES), AND CASH AND INVESTMENT BALANCES -
 REGULATORY BASIS
 For the Year Ended June 30, 2015
 (Continued)

	Extra- Curricular Activities	ESL Clearing Account	I-Pad Insurance Fund	13/14 Non-English Speaking	14/15 Non-English Speaking	10/11 Non-English Speaking	12/13 Non-English Speaking	School Technology
Cash and investments - beginning	\$ -	\$ 22,490	\$ 24,608	\$ (94)	\$ -	\$ -	\$ -	\$ 172,284
Receipts:								
Local sources	1,065	-	11,415	-	-	-	-	71,132
Intermediate sources	-	-	-	-	-	-	-	-
State sources	-	-	-	-	6,759	-	-	3,147
Federal sources	-	-	-	-	-	-	-	-
Temporary loans	-	-	-	-	-	-	-	-
Other	-	-	15,956	-	-	-	-	-
Total receipts	<u>1,065</u>	<u>-</u>	<u>27,371</u>	<u>-</u>	<u>6,759</u>	<u>-</u>	<u>-</u>	<u>74,279</u>
Disbursements:								
Current:								
Instruction	1,065	5,224	-	-	195	-	-	-
Support services	-	-	22,719	-	-	-	-	8,035
Noninstructional services	-	-	-	-	-	-	-	-
Facilities acquisition and construction	-	-	-	-	-	-	-	203,150
Debt services	-	-	-	-	-	-	-	-
Nonprogrammed charges	-	-	-	-	-	-	-	-
Total disbursements	<u>1,065</u>	<u>5,224</u>	<u>22,719</u>	<u>-</u>	<u>195</u>	<u>-</u>	<u>-</u>	<u>211,185</u>
Excess (deficiency) of receipts over disbursements	<u>-</u>	<u>(5,224)</u>	<u>4,652</u>	<u>-</u>	<u>6,564</u>	<u>-</u>	<u>-</u>	<u>(136,906)</u>
Other financing sources (uses):								
Proceeds of long-term debt	-	-	-	-	-	-	-	-
Sale of capital assets	-	-	-	-	-	-	-	-
Transfers in	-	1,310	-	94	-	-	-	-
Transfers out	-	(94)	-	-	(1,310)	-	-	-
Total other financing sources (uses)	<u>-</u>	<u>1,216</u>	<u>-</u>	<u>94</u>	<u>(1,310)</u>	<u>-</u>	<u>-</u>	<u>-</u>
Excess (deficiency) of receipts and other financing sources over disbursements and other financing uses	<u>-</u>	<u>(4,008)</u>	<u>4,652</u>	<u>94</u>	<u>5,254</u>	<u>-</u>	<u>-</u>	<u>(136,906)</u>
Cash and investments - ending	<u>\$ -</u>	<u>\$ 18,482</u>	<u>\$ 29,260</u>	<u>\$ -</u>	<u>\$ 5,254</u>	<u>\$ -</u>	<u>\$ -</u>	<u>\$ 35,378</u>

MUNCIE COMMUNITY SCHOOLS
 COMBINING SCHEDULE OF RECEIPTS, DISBURSEMENTS, OTHER FINANCING SOURCES (USES), AND CASH AND INVESTMENT BALANCES -
 REGULATORY BASIS
 For the Year Ended June 30, 2015
 (Continued)

	2012/13 Title I Basic Grant	2012/13 Title I Neglected Delinquent YOC	2013-2014 Title I Basic Grant	2013-2014 Title I Neglected Delinquent YOC	2014/2015 Title I Basic Grant	2014/2015 Title I Neglected Delinquent YOC	2013-14 Title I Wilson School Improvement	2014-15 Title I School Improvement
Cash and investments - beginning	\$ -	\$ -	\$ (313,106)	\$ (14,217)	\$ -	\$ -	\$ (2,621)	\$ -
Receipts:								
Local sources	-	-	-	-	-	-	-	-
Intermediate sources	-	-	-	-	-	-	-	-
State sources	-	-	-	-	-	-	-	-
Federal sources	-	-	267,204	33,179	2,059,739	128,003	19,572	-
Temporary loans	-	-	-	-	-	-	-	-
Other	-	-	-	-	-	-	-	-
Total receipts	-	-	267,204	33,179	2,059,739	128,003	19,572	-
Disbursements:								
Current:								
Instruction	-	-	209,259	18,962	1,213,268	154,469	-	-
Support services	-	-	139,393	-	1,057,417	-	16,951	1,063
Noninstructional services	-	-	-	-	10,172	-	-	-
Facilities acquisition and construction	-	-	-	-	-	-	-	-
Debt services	-	-	-	-	-	-	-	-
Nonprogrammed charges	-	-	-	-	23,799	-	-	-
Total disbursements	-	-	348,652	18,962	2,304,656	154,469	16,951	1,063
Excess (deficiency) of receipts over disbursements	-	-	(81,448)	14,217	(244,917)	(26,466)	2,621	(1,063)
Other financing sources (uses):								
Proceeds of long-term debt	-	-	-	-	-	-	-	-
Sale of capital assets	-	-	-	-	-	-	-	-
Transfers in	-	-	394,554	-	-	-	-	-
Transfers out	-	-	-	-	-	-	-	-
Total other financing sources (uses)	-	-	394,554	-	-	-	-	-
Excess (deficiency) of receipts and other financing sources over disbursements and other financing uses	-	-	313,106	14,217	(244,917)	(26,466)	2,621	(1,063)
Cash and investments - ending	\$ -	\$ -	\$ -	\$ -	\$ (244,917)	\$ (26,466)	\$ -	\$ (1,063)

MUNCIE COMMUNITY SCHOOLS
 COMBINING SCHEDULE OF RECEIPTS, DISBURSEMENTS, OTHER FINANCING SOURCES (USES), AND CASH AND INVESTMENT BALANCES -
 REGULATORY BASIS
 For the Year Ended June 30, 2015
 (Continued)

	2012/13 IDEA Preschool	2013/2014 Special Education Preschool	2014/2015 Special Education Preschool	2013/2014 IDEA Muncie	2012/13 IDEA Muncie	2014/2015 IDEA Muncie	2012/13 IDEA Pass-Through Co-Op	2013/14 IDEA Pass-Through Co-Op
Cash and investments - beginning	\$ -	\$ (18,469)	\$ -	\$ (367,799)	\$ (124,773)	\$ -	\$ -	\$ 163,056
Receipts:								
Local sources	-	-	-	689,387	77,898	1,365,431	-	-
Intermediate sources	-	-	-	-	-	-	-	-
State sources	-	-	-	-	-	-	-	-
Federal sources	-	41,680	108,947	-	-	-	89,288	1,411,590
Temporary loans	-	-	-	-	-	-	-	-
Other	-	-	-	-	-	-	-	-
Total receipts	-	41,680	108,947	689,387	77,898	1,365,431	89,288	1,411,590
Disbursements:								
Current:								
Instruction	-	29,603	127,251	216,869	-	1,374,483	89,288	1,574,646
Support services	-	-	-	187,077	23,395	199,497	-	-
Noninstructional services	-	-	-	-	-	-	-	-
Facilities acquisition and construction	-	-	-	-	-	-	-	-
Debt services	-	-	-	-	-	-	-	-
Nonprogrammed charges	-	-	-	-	-	-	-	-
Total disbursements	-	29,603	127,251	403,946	23,395	1,573,980	89,288	1,574,646
Excess (deficiency) of receipts over disbursements	-	12,077	(18,304)	285,441	54,503	(208,549)	-	(163,056)
Other financing sources (uses):								
Proceeds of long-term debt	-	-	-	-	-	-	-	-
Sale of capital assets	-	-	-	-	-	-	-	-
Transfers in	-	6,392	-	-	70,270	-	-	-
Transfers out	-	-	-	-	-	-	-	-
Total other financing sources (uses)	-	6,392	-	-	70,270	-	-	-
Excess (deficiency) of receipts and other financing sources over disbursements and other financing uses	-	18,469	(18,304)	285,441	124,773	(208,549)	-	(163,056)
Cash and investments - ending	\$ -	\$ -	\$ (18,304)	\$ (82,358)	\$ -	\$ (208,549)	\$ -	\$ -

MUNCIE COMMUNITY SCHOOLS
 COMBINING SCHEDULE OF RECEIPTS, DISBURSEMENTS, OTHER FINANCING SOURCES (USES), AND CASH AND INVESTMENT BALANCES -
 REGULATORY BASIS
 For the Year Ended June 30, 2015
 (Continued)

	2014/15 IDEA Part B Co-Op Pass-Through	2013/14 IDEA Muncie TA Professional Development	(IDEA, Part B) LEA Capacity Building (Sliver) Grants	2013/14 Delaware- Blackford TA Professional Development	2012/13 Adult Basic Education	2013/2014 Adult Basic Education	2014/2015 Adult Basic Education	2014/2015 ABE Professional Development
Cash and investments - beginning	\$ -	\$ (33,534)	\$ -	\$ 487	\$ -	\$ (130,061)	\$ -	\$ -
Receipts:								
Local sources	-	45,351	-	-	-	-	-	-
Intermediate sources	-	-	-	-	-	-	-	-
State sources	-	-	-	-	-	-	-	-
Federal sources	2,667,616	-	-	58,535	-	175,694	321,627	-
Temporary loans	-	-	-	-	-	-	-	-
Other	-	-	-	-	-	-	-	-
Total receipts	2,667,616	45,351	-	58,535	-	175,694	321,627	-
Disbursements:								
Current:								
Instruction	2,667,616	-	-	59,022	-	46,170	415,706	5,875
Support services	-	12,600	-	-	-	-	-	-
Noninstructional services	-	-	-	-	-	-	-	-
Facilities acquisition and construction	-	-	-	-	-	-	-	-
Debt services	-	-	-	-	-	-	-	-
Nonprogrammed charges	-	-	-	-	-	-	-	-
Total disbursements	2,667,616	12,600	-	59,022	-	46,170	415,706	5,875
Excess (deficiency) of receipts over disbursements	-	32,751	-	(487)	-	129,524	(94,079)	(5,875)
Other financing sources (uses):								
Proceeds of long-term debt	-	-	-	-	-	-	-	-
Sale of capital assets	-	-	-	-	-	-	-	-
Transfers in	-	783	-	-	-	537	-	-
Transfers out	-	-	-	-	-	-	-	-
Total other financing sources (uses)	-	783	-	-	-	537	-	-
Excess (deficiency) of receipts and other financing sources over disbursements and other financing uses	-	33,534	-	(487)	-	130,061	(94,079)	(5,875)
Cash and investments - ending	\$ -	\$ -	\$ -	\$ -	\$ -	\$ -	\$ (94,079)	\$ (5,875)

MUNCIE COMMUNITY SCHOOLS
 COMBINING SCHEDULE OF RECEIPTS, DISBURSEMENTS, OTHER FINANCING SOURCES (USES), AND CASH AND INVESTMENT BALANCES -
 REGULATORY BASIS
 For the Year Ended June 30, 2015
 (Continued)

	MACC- ABE- CTE	2012-13 Adult Education Innovations	2013/2014 Perkins	2015 Hire Technology Program	2012-2013 Perkins	2013 CTE Technology Resource	2014/2015 Perkins	BSU- PDS
Cash and investments - beginning	\$ 51,704	\$ -	\$ (67,603)	\$ -	\$ -	\$ -	\$ -	\$ 7,651
Receipts:								
Local sources	-	-	-	-	-	-	-	-
Intermediate sources	-	-	-	-	-	-	-	-
State sources	-	-	-	-	-	-	-	-
Federal sources	12,601	-	109,050	68,080	-	-	175,278	-
Temporary loans	-	-	-	-	-	-	-	-
Other	-	-	-	-	-	-	-	-
Total receipts	12,601	-	109,050	68,080	-	-	175,278	-
Disbursements:								
Current:								
Instruction	18,390	-	40,136	9,162	-	-	206,249	-
Support services	-	-	-	-	-	-	-	-
Noninstructional services	-	-	-	-	-	-	-	-
Facilities acquisition and construction	-	-	-	-	-	-	-	-
Debt services	-	-	-	-	-	-	-	-
Nonprogrammed charges	-	-	-	-	-	-	-	-
Total disbursements	18,390	-	40,136	9,162	-	-	206,249	-
Excess (deficiency) of receipts over disbursements	(5,789)	-	68,914	58,918	-	-	(30,971)	-
Other financing sources (uses):								
Proceeds of long-term debt	-	-	-	-	-	-	-	-
Sale of capital assets	-	-	-	-	-	-	-	-
Transfers in	21,311	-	-	-	-	-	-	-
Transfers out	(537)	-	(1,311)	-	-	-	-	(7,651)
Total other financing sources (uses)	20,774	-	(1,311)	-	-	-	-	(7,651)
Excess (deficiency) of receipts and other financing sources over disbursements and other financing uses	14,985	-	67,603	58,918	-	-	(30,971)	(7,651)
Cash and investments - ending	\$ 66,689	\$ -	\$ -	\$ 58,918	\$ -	\$ -	\$ (30,971)	\$ -

MUNCIE COMMUNITY SCHOOLS
 COMBINING SCHEDULE OF RECEIPTS, DISBURSEMENTS, OTHER FINANCING SOURCES (USES), AND CASH AND INVESTMENT BALANCES -
 REGULATORY BASIS
 For the Year Ended June 30, 2015
 (Continued)

	2014/15 21st CCLC BSU/ Longfellow	Improving Teaching Quality, No Child Left, Title II, Part A	2014/2015 Title IIA Improving Teacher Quality	2013/2014 Title IIA Improving Teacher Quality	2012/13 Title III, English Proficiency	2014-16 Title III, English Proficiency	Payroll Withholding	Totals
Cash and investments - beginning	\$ -	\$ -	\$ -	\$ (145,652)	\$ -	\$ -	\$ 276,072	\$ 14,309,019
Receipts:								
Local sources	-	-	-	-	-	-	-	43,769,063
Intermediate sources	-	-	-	-	-	-	-	940
State sources	-	-	-	-	-	-	-	43,727,756
Federal sources	51,520	-	330,986	202,816	-	-	-	11,103,041
Temporary loans	-	-	-	-	-	-	-	7,700,000
Other	-	-	-	-	-	-	11,906,727	11,924,967
Total receipts	51,520	-	330,986	202,816	-	-	11,906,727	118,225,767
Disbursements:								
Current:								
Instruction	57,470	-	-	-	-	-	-	58,796,013
Support services	-	-	384,726	76,277	-	4,525	-	18,609,641
Noninstructional services	-	-	12,625	2,902	-	-	-	3,735,219
Facilities acquisition and construction	-	-	-	-	-	-	-	1,660,074
Debt services	-	-	-	-	-	-	-	13,834,752
Nonprogrammed charges	-	-	-	-	-	-	11,949,759	27,836,025
Total disbursements	57,470	-	397,351	79,179	-	4,525	11,949,759	124,471,724
Excess (deficiency) of receipts over disbursements	(5,950)	-	(66,365)	123,637	-	(4,525)	(43,032)	(6,245,957)
Other financing sources (uses):								
Proceeds of long-term debt	-	-	-	-	-	-	-	-
Sale of capital assets	-	-	-	-	-	-	-	2,019,822
Transfers in	-	-	-	22,015	-	-	-	3,767,171
Transfers out	-	-	-	-	-	-	-	(3,767,169)
Total other financing sources (uses)	-	-	-	22,015	-	-	-	2,019,824
Excess (deficiency) of receipts and other financing sources over disbursements and other financing uses	(5,950)	-	(66,365)	145,652	-	(4,525)	(43,032)	(4,226,133)
Cash and investments - ending	\$ (5,950)	\$ -	\$ (66,365)	\$ -	\$ -	\$ (4,525)	\$ 233,040	\$ 10,082,886

MUNCIE COMMUNITY SCHOOLS
SCHEDULE OF PAYABLES AND RECEIVABLES
June 30, 2015

<u>Government or Enterprise</u>	<u>Accounts Payable</u>	<u>Accounts Receivable</u>
Governmental activities	<u>\$ 1,118,791</u>	<u>\$ 246,462</u>

MUNCIE COMMUNITY SCHOOLS
SCHEDULE OF LEASES AND DEBT
June 30, 2015

Lessor	Purpose	Annual Lease Payment	Lease Beginning Date	Lease Ending Date
Governmental activities:				
Apple Financial Services	Ipaid lease to own	\$ 598,999	8/28/2012	8/28/2015
Muncie School Building Corporation	Building construction	<u>6,956,969</u>	6/27/2006	1/15/2023
Total of annual lease payments		<u>\$ 7,555,968</u>		

Type	Description of Debt Purpose	Ending Principal Balance	Principal and Interest Due Within One Year
Governmental activities:			
General obligation bonds	School Bonds	\$ 10,000,000	\$ 250,269
Tax anticipation warrants	Temporary Loans	<u>7,700,000</u>	<u>7,760,497</u>
Total governmental activities		<u>17,700,000</u>	<u>8,010,766</u>
Totals		<u>\$ 17,700,000</u>	<u>\$ 8,010,766</u>

(This page intentionally left blank.)

SUPPLEMENTAL AUDIT OF
FEDERAL AWARDS



INDEPENDENT AUDITOR'S REPORT ON COMPLIANCE FOR EACH MAJOR FEDERAL
PROGRAM AND ON INTERNAL CONTROL OVER COMPLIANCE

TO: THE OFFICIALS OF MUNCIE COMMUNITY SCHOOLS, DELAWARE COUNTY, INDIANA

Report on Compliance for Each Major Federal Program

We have audited Muncie Community Schools' (School Corporation) compliance with the types of compliance requirements described in the *U.S. Office of Management and Budget (OMB) Circular A-133 Compliance Supplement* that could have a direct and material effect on each of its major federal programs for the period of July 1, 2013 to June 30, 2015. The School Corporation's major federal programs are identified in the Summary of Auditor's Results section of the accompanying Schedule of Findings and Questioned Costs.

Management's Responsibility

Management is responsible for compliance with the requirements of laws, regulations, contracts, and grants applicable to its federal programs.

Auditor's Responsibility

Our responsibility is to express an opinion on compliance for each of the School Corporation's major federal programs based on our audit of the types of compliance requirements referred to above. We conducted our audit of compliance in accordance with auditing standards generally accepted in the United States of America; the standards applicable to financial audits contained in *Government Auditing Standards*, issued by the Comptroller General of the United States; and OMB Circular A-133, *Audits of States, Local Governments, and Non-Profit Organizations*. Those standards and OMB Circular A-133 require that we plan and perform the audit to obtain reasonable assurance about whether noncompliance with the types of compliance requirements referred to above that could have a direct and material effect on a major federal program occurred. An audit includes examining, on a test basis, evidence about the School Corporation's compliance with those requirements and performing such other procedures as we considered necessary in the circumstances.

We believe that our audit provides a reasonable basis for our opinion on compliance for each major federal program. However, our audit does not provide a legal determination of the School Corporation's compliance.

Opinion on Each Major Federal Program

In our opinion, the School Corporation complied, in all material respects, with the types of compliance requirements referred to above that could have a direct and material effect on each of its major federal programs for the period of July 1, 2013 to June 30, 2015.

INDEPENDENT AUDITOR'S REPORT ON COMPLIANCE FOR EACH MAJOR FEDERAL
PROGRAM AND ON INTERNAL CONTROL OVER COMPLIANCE
(Continued)

Other Matters

The results of our auditing procedures disclosed instances of noncompliance, which are required to be reported in accordance with OMB Circular A-133 and which are described in the accompanying Schedule of Findings and Questioned Costs as items 2015-002, 2015-004, and 2015-005. Our opinion on each major federal program is not modified with respect to these matters.

The School Corporation's response to the noncompliance findings identified in our audit is described in the accompanying Corrective Action Plan. The School Corporation's response was not subjected to the auditing procedures applied in the audit of compliance and, accordingly, we express no opinion on the response.

Report on Internal Control Over Compliance


Management of the School Corporation is responsible for establishing and maintaining effective internal control over compliance with the types of compliance requirements referred to above. In planning and performing our audit of compliance, we considered the School Corporation's internal control over compliance with the types of requirements that could have a direct and material effect on each major federal program to determine the auditing procedures that are appropriate in the circumstances for the purpose of expressing our opinion on compliance for each major federal program and to test and report on internal control over compliance in accordance with OMB Circular A-133, but not for the purpose of expressing an opinion on the effectiveness of internal control over compliance. Accordingly, we do not express an opinion on the effectiveness of the School Corporation's internal control over compliance.

Our consideration of internal control over compliance was for the limited purpose described in the preceding paragraph and was not designed to identify all deficiencies in internal control over compliance that might be material weaknesses or significant deficiencies and therefore, material weaknesses or significant deficiencies may exist that were not identified. However, as discussed below, we identified certain deficiencies in internal control over compliance that we consider to be material weaknesses.

A deficiency in internal control over compliance exists when the design or operation of a control over compliance does not allow management or employees, in the normal course of performing their assigned functions, to prevent, or detect and correct, noncompliance with a type of compliance requirement of a federal program on a timely basis. A material weakness in internal control over compliance is a deficiency, or combination of deficiencies, in internal control over compliance, such that there is a reasonable possibility that material noncompliance with a type of compliance requirement of a federal program will not be prevented, or detected and corrected, on a timely basis. We consider the deficiencies in internal control over compliance described in the accompanying Schedule of Findings and Questioned Costs as items 2015-002, 2015-003, 2015-004, and 2015-005 to be material weaknesses.

The School Corporation's response to the internal control over compliance findings identified in our audit is described in the accompanying Corrective Action Plan. The School Corporation's response was not subjected to the auditing procedures applied in the audit of compliance and, accordingly, we express no opinion on the response.

The purpose of this report on internal control over compliance is solely to describe the scope of our testing of internal control over compliance and the results of that testing based on the requirements of OMB Circular A-133. Accordingly, this report is not suitable for any other purpose.


Paul D. Joyce, CPA
State Examiner

March 1, 2016

(This page intentionally left blank.)

SCHEDULE OF EXPENDITURES OF FEDERAL AWARDS AND ACCOMPANYING NOTES

The Schedule of Expenditures of Federal Awards and accompanying notes presented were approved by management of the School Corporation. The schedule and notes are presented as intended by the School Corporation.

MUNCIE COMMUNITY SCHOOLS
SCHEDULE OF EXPENDITURES OF FEDERAL AWARDS
For the Years Ended June 30, 2014 and 2015

Federal Grantor Agency Cluster Title/Program Title/Project Title	Pass-Through Entity or Direct Grant	Federal CFDA Number	Pass-Through Entity (or Other) Identifying Number	Total Federal Awards Expended 06-30-14	Total Federal Awards Expended 06-30-15
<u>Department of Agriculture</u>					
Child Nutrition Cluster					
School Breakfast Program	Indiana Department of Education	10.553	FY 2013-14	\$ 567,839	\$ -
		10.553	FY 2014-15	-	587,600
Total - School Breakfast Program				567,839	587,600
National School Lunch Program	Indiana Department of Education	10.555	FY 2013-14	2,205,403	-
		10.555	FY 2014-15	-	2,312,098
Total - National School Lunch Program				2,205,403	2,312,098
Total - Child Nutrition Cluster				2,773,242	2,899,698
Fresh Fruit and Vegetable Program	Indiana Department of Education	10.582	FY 2014-2015	-	5,777
Total - Department of Agriculture				2,773,242	2,905,475
<u>Department of Education</u>					
Title I, Part A Cluster					
Title 1 Grant to Local Educational Agencies	Indiana Department of Education	84.010	14-1970	2,568,422	267,202
		84.010	ESEA Title 1 Part D Subpart 2	-	128,003
		84.010	FY 2012-13	668,579	-
		84.010	FY 2014 Title 1 1003 (a) SIG	-	19,572
		84.010	FY 2015	-	2,059,739
		84.010	FY 13-14	174,115	33,179
		84.010	FY 12-13	17,825	-
Total - Title I, Part A Cluster				3,428,941	2,507,695
Special Education Cluster					
Special Education - Grants to States	Indiana Department of Education	84.027	14213-010-PN01	478,841	77,897
		84.027	14214-010-PN01	1,280,375	539,515
		84.027	14215-010-PN01	-	1,226,301
		84.027	99914-10-TA01	-	45,351
		84.027	A58-3-13DL-1410	70,000	-
Total - Special Education - Grants to States				1,829,216	1,889,064

The accompanying notes are an integral part of the Schedule of Expenditures of Federal Awards.

MUNCIE COMMUNITY SCHOOLS
SCHEDULE OF EXPENDITURES OF FEDERAL AWARDS
For the Years Ended June 30, 2014 and 2015
(Continued)

Federal Grantor Agency Cluster Title/Program Title/Project Title	Pass-Through Entity or Direct Grant	Federal CFDA Number	Pass-Through Entity (or Other) Identifying Number	Total Federal Awards Expended 06-30-14	Total Federal Awards Expended 06-30-15
Department of Education (continued)					
Special Education - Preschool Grants	Indiana Department of Education	84.173	45713-010-PN01	37,499	-
		84.173	45714-010-PN01	70,617	21,932
		84.173	45715-010-PN01	-	57,119
Total - Special Education - Preschool Grants				<u>108,116</u>	<u>79,051</u>
Total - Special Education Cluster				<u>5,366,273</u>	<u>4,475,810</u>
Adult Education Basic Grants to States	New Castle Community Schools	84.002	C1-3AEIN-2-25	52,071	-
		84.002	C1-5-AE-4-25	-	110,587
		84.002	FY2014-8024	147,461	69,533
Total - Adult Education Basic Grants to States				<u>199,532</u>	<u>180,120</u>
Career and Technical Education - Basic Grants to States	Indiana Department of Education	84.048	14-4700-1970	183,154	175,278
		84.048	15-4700-1970	-	109,050
		84.048	A58-3-13CI-1573	15,000	-
Total - Career and Technical Education - Basic Grants to States				<u>198,154</u>	<u>284,328</u>
Improving Teacher Quality State Grants	Indiana Department of Education	84.367	12-1970	46,158	-
		84.367	13-1970	344,221	202,816
		84.367	14-1970	-	330,986
Total - Improving Teacher Quality State Grants				<u>390,379</u>	<u>533,802</u>
Total - Department of Education				<u>6,154,338</u>	<u>5,474,060</u>
Total federal awards expended				<u>\$ 8,927,580</u>	<u>\$ 8,379,535</u>

The accompanying notes are an integral part of the Schedule of Expenditures of Federal Awards.

MUNCIE COMMUNITY SCHOOLS
NOTES TO SCHEDULE OF EXPENDITURES OF FEDERAL AWARDS

Note 1. Basis of Presentation

The accompanying Schedule of Expenditures of Federal Awards includes the federal grant activity of the School Corporation and is presented in accordance with the cash and investment basis of accounting used in the preparation of the financial statement. Accordingly, the amount of federal awards expended is based on when the disbursement related to the award occurs except when the federal award is received on a reimbursement basis. In these instances the federal awards are considered expended when the reimbursement is received.

Circular A-133 requires an annual audit of nonfederal entities expending a total amount of federal awards equal to or in excess of \$500,000 in any fiscal year unless by constitution or statute a less frequent audit is required. In accordance with Indiana Code (IC 5-11-1-25), audits of school corporations shall be conducted biennially. Such audits shall include both years within the biennial period.

Note 2. Noncash Assistance

The School Corporation expended the following amount of noncash assistance for the years ending June 30, 2014 and 2015. This noncash assistance is also included in the federal expenditures presented in the schedule.

Program Title	Federal CFDA Number	2014	2015
National School Lunch Program	10.555	\$ 212,849	\$ 219,589

MUNCIE COMMUNITY SCHOOLS
SCHEDULE OF FINDINGS AND QUESTIONED COSTS

Section I - Summary of Auditor's Results

Financial Statement:

Type of auditor's report issued:	Adverse as to GAAP; Unmodified as to Regulatory Basis
Internal control over financial reporting:	
Material weaknesses identified?	yes
Significant deficiencies identified?	none reported
Noncompliance material to financial statement noted?	yes

Federal Awards:

Internal control over major programs:	
Material weaknesses identified?	yes
Significant deficiencies identified?	none reported
Type of auditor's report issued on compliance for major programs:	Unmodified
Any audit findings disclosed that are required to be reported in accordance with section 510(a) of OMB Circular A-133?	yes

Identification of Major Programs:

CFDA Number	Name of Federal Program or Cluster
84.367	Child Nutrition Cluster Title I, Part A Cluster Special Education Cluster Improving Teacher Quality State Grants

Dollar threshold used to distinguish between Type A and Type B programs: \$519,213

Auditee qualified as low-risk auditee?	no
--	----

Section II - Financial Statement Findings

FINDING 2015-001 - PREPARATION OF THE SCHEDULE OF EXPENDITURES OF FEDERAL AWARDS

The School Corporation did not have a proper system of internal control in place to prevent, or detect and correct, errors on the Schedule of Expenditures of Federal Awards (SEFA). There was no review of the information that was entered into Gateway for preparation of the SEFA.

The School Corporation should have proper controls in place over the preparation of the SEFA to ensure accurate reporting of federal awards. Without a proper system of internal control in place that operates effectively, material misstatements of the SEFA could remain undetected.

MUNCIE COMMUNITY SCHOOLS
SCHEDULE OF FINDINGS AND QUESTIONED COSTS
(Continued)

During the audit of the SEFA, we noted the following errors:

Commodities for the National School Lunch Program were reported incorrectly; amounts received on behalf of other members of the special education co-operative were incorrectly included on the SEFA; the state match for Adult Education Basic Grants to States was incorrectly reported as federal and a duplicate payment for the Career and Technical Education - Basic Grants to States was incorrectly reported on the SEFA. Audit adjustments were proposed, accepted by the School Corporation, and made to the SEFA presented in this report.

Governmental units should have internal controls in effect which provide reasonable assurance regarding the reliability of financial information and records, effectiveness and efficiency of operations, proper execution of management's objectives, and compliance with laws and regulations. Among other things, segregation of duties, safeguarding controls over cash and all other assets, and all forms of information processing are necessary for proper internal control.

Controls over the receipting, disbursing, recording, and accounting for the financial activities are necessary to avoid substantial risk of invalid transactions, inaccurate records and financial statements and incorrect decision making. (Accounting and Uniform Compliance Guidelines Manual for Indiana Public School Corporations, Chapter 9)

OMB Circular A-133, Subpart C, section .300 states in part: "The auditee shall: . . . (d) Prepare appropriate financial statements, including the schedule of expenditures of Federal Awards in accordance with section .310."

OMB Circular A-133, Subpart C, section .310(b) states:

"Schedule of expenditures of Federal awards. The auditee shall also prepare a schedule of expenditures of Federal awards for the period covered by the auditee's financial statements. While not required, the auditee may choose to provide information requested by Federal awarding agencies and pass-through entities to make the schedule easier to use. For example, when a Federal program has multiple award years, the auditee may list the amount of Federal awards expended for each award year separately. At a minimum, the schedule shall:

- (1) List individual Federal programs by Federal agency. For Federal programs included in a cluster of programs, list individual Federal programs within a cluster of programs. For R&D, total Federal awards expended shall be shown either by individual award or by Federal agency and major subdivision within the Federal agency. For example, the National Institutes of Health is a major subdivision in the Department of Health and Human Services.
- (2) For Federal awards received as a subrecipient, the name of the pass-through entity and identifying number assigned by the pass-through entity shall be included.
- (3) Provide total Federal awards expended for each individual Federal program and the CFDA number or other identifying number when the CFDA information is not available.
- (4) Include notes that describe the significant accounting policies used in preparing the schedule.
- (5) To the extent practical, pass-through entities should identify in the schedule the total amount provided to subrecipients from each Federal program.

MUNCIE COMMUNITY SCHOOLS
SCHEDULE OF FINDINGS AND QUESTIONED COSTS
(Continued)

- (6) Include, in either the schedule or a note to the schedule, the value of the Federal awards expended in the form of non-cash assistance, the amount of insurance in effect during the year, and loans or loan guarantees outstanding at year end. While not required, it is preferable to present this information in the schedule."

Section III - Federal Award Findings and Questioned Costs

FINDING 2015-002 - SPECIAL TESTS AND PROVISIONS - GRADUATION (COHORT) RATE

Federal Agency: Department of Education

Federal Program: Title I Grants to Local Educational Agencies

CFDA Number: 84.010

Federal Award Numbers: 14-1970, ESEA Title I Part D Subpart 2, FY 2012-13,
FY 2014 Title I 1003 (a) SIG, FY 2015, FY 13-14, FY 12-13

Pass-Through Entity: Indiana Department of Education

Management of the School Corporation has not established an effective internal control system to ensure compliance with the Special Tests and Provisions - Graduation (Cohort) rate compliance requirement. The failure to establish an effective internal control system places the School Corporation at risk of noncompliance with the grant agreement and the compliance requirements. A lack of segregation of duties within an internal control system could also allow noncompliance with compliance requirements and allow the misuse and mismanagement of federal funds and assets by not having proper oversight, reviews, and approvals over the activities of the program.

When a student was removed from the graduation rate cohort (due to a transfer out, emigrating to another country, death, etc.), the removal was performed at the building level. The School Corporation did not have internal controls in place to ensure that written documentation was retained to confirm that a student should be removed from the cohort.

An internal control system, including segregation of duties, should be designed and operated effectively to provide reasonable assurance that material noncompliance with the grant agreement or a compliance requirement of a federal program will be prevented, or detected and corrected, on a timely basis. In order to have an effective internal control system, it is important to have proper segregation of duties. This is accomplished by making sure proper oversight, reviews, and approvals take place and to have a separation of functions over certain activities related to the program. The fundamental premise of segregation of duties is that an individual or small group of individuals should not be in a position to initiate, approve, undertake, and review the same activity.

For the 2013 and 2014 graduating classes, the School Corporation's records indicated that three hundred thirty-eight students had withdrawn during the 2012-2013 and 2013-2014 school years. Forty of these students were tested to the Indiana Department of Education (IDOE) Graduation Cohort Status Report. Four students (10 percent) were removed without the proper supporting written documentation.

34 CFR 200.19(b) states in part:

"High schools—(1) Graduation rate. Consistent with paragraphs (b)(4) and (b)(5) of this section regarding reporting and determining AYP, respectively, each State must calculate a graduation rate, defined as follows, for all public high schools in the State:

MUNCIE COMMUNITY SCHOOLS
SCHEDULE OF FINDINGS AND QUESTIONED COSTS
(Continued)

(i)(A) A State must calculate a "four-year adjusted cohort graduation rate," defined as the number of students who graduate in four years with a regular high school diploma divided by the number of students who form the adjusted cohort for that graduating class. . .

(ii) The term "adjusted cohort" means the students who enter grade 9 (or the earliest high school grade) and any students who transfer into the cohort in grades 9 through 12 minus any students removed from the cohort.

(A) The term "students who transfer into the cohort" means the students who enroll after the beginning of the entering cohort's first year in high school, up to and including in grade 12.

(B) To remove a student from the cohort, a school or LEA must confirm in writing that the student transferred out, emigrated to another country, or is deceased.

(1) To confirm that a student transferred out, the school or LEA must have official written documentation that the student enrolled in another school or in an educational program that culminates in the award of a regular high school diploma.

(2) A student who is retained in grade, enrolls in a General Educational Development (GED) program, or leaves school for any other reason may not be counted as having transferred out for the purpose of calculating graduation rate and must remain in the adjusted cohort."

OMB Circular A-133, Subpart C, section .300 states in part:

"The auditee shall: . . . (b) Maintain internal control over Federal programs that provides reasonable assurance that the auditee is managing Federal awards in compliance with laws, regulations, and the provisions of contracts or grant agreements that could have a material effect on each of its Federal programs."

The failure to establish internal controls enabled material noncompliance to go undetected. Noncompliance with the grant agreement or the compliance requirements could result in the loss of federal funds to the School Corporation.

We recommended that the School Corporation's management establish controls to ensure compliance and comply with the Special Tests and Provisions - Graduation (Cohort) Rate requirements of the program.

FINDING 2015-003 - REPORTING

Federal Agency: Department of Education
Federal Program: Special Education Cluster
CFDA Number: 84.027, 84.173

Federal Award Number and Year (or Other Identifying Number): 14213-010-PN01, 14214-010-PN01, 14215-010-PN01, 99914-10-TA01, A58-3-13DL-1410, 45713-010-PN01, 45714-010-PN01, 45715-010-PN01

Pass-Through Entity: Indiana Department of Education

MUNCIE COMMUNITY SCHOOLS
SCHEDULE OF FINDINGS AND QUESTIONED COSTS
(Continued)

Management of the School Corporation has not established an effective internal control system, which would include segregation of duties, related to the grant agreement and the following compliance requirements: reporting.

The final reports for the regular Special Education Grant and the Preschool Special Education Grant were prepared and approved by the same person. There was no review of the Final Expenditure Reports before they were submitted to IDOE. This could lead to errors in reporting.

The failure to establish an effective internal control system places the School Corporation at risk of noncompliance with the grant agreement and the compliance requirements. A lack of segregation of duties within an internal control system could also allow noncompliance with compliance requirements and allow the misuse and mismanagement of federal funds and assets by not having proper oversight, reviews, and approvals over the activities of the program.

An internal control system, including segregation of duties, should be designed and operate effectively to provide reasonable assurance that material noncompliance with the grant agreement or a compliance requirement of a federal program will be prevented, or detected and corrected, on a timely basis. In order to have an effective internal control system, it is important to have proper segregation of duties. This is accomplished by making sure proper oversight, reviews, and approvals take place and to have a separation of functions over certain activities related to the program. The fundamental premise of segregation of duties is that an individual or small group of individuals should not be in a position to initiate, approve, undertake, and review the same activity.

OMB Circular A-133, Subpart C, section .300 states in part:

"The auditee shall: . . . (b) Maintain internal control over Federal programs that provides reasonable assurance that the auditee is managing Federal awards in compliance with laws, regulations, and the provisions of contracts or grant agreements that could have a material effect on each of its Federal programs."

The failure to establish internal controls could enable material noncompliance to go undetected. Non-compliance with the grant agreement or the compliance requirements could result in the loss of federal funds to the School Corporation.

We recommended that the School Corporation's management establish controls, including segregation of duties, related to the grant agreement and compliance requirements listed above.

FINDING 2015-004 - SPECIAL TESTS & PROVISIONS - NEEDS ASSESSMENT

Federal Agency: Department of Education
Federal Program: Improving Teacher Quality State Grant
CFDA Number: 84.367
Federal Award Number and Year (or Other Identifying Number): 12-1970, 13-1970, 14-1970
Pass-Through Entity: Indiana Department of Education

Management of the School Corporation has not established an effective internal control system to ensure compliance with the Special Tests and Provisions - Needs Assessment compliance requirement. There were no controls in place to ensure that Needs Assessments were prepared and retained for audit and

MUNCIE COMMUNITY SCHOOLS
SCHEDULE OF FINDINGS AND QUESTIONED COSTS
(Continued)

such assessment was not retained for audit. The failure to establish an effective internal control system places the School Corporation at risk of noncompliance with the grant agreement and the compliance requirements. A lack of segregation of duties within an internal control system could also allow noncompliance with compliance requirements and allow the misuse and mismanagement of federal funds and assets by not having proper oversight, reviews, and approvals over the activities of the program.

An internal control system, including segregation of duties, should be designed and operate effectively to provide reasonable assurance that material noncompliance with the grant agreement or a compliance requirement of a federal program will be prevented, or detected and corrected, on a timely basis. In order to have an effective internal control system, it is important to have proper segregation of duties. This is accomplished by making sure proper oversight, reviews, and approvals take place and to have a separation of functions over certain activities related to the program. The fundamental premise of segregation of duties is that an individual or small group of individuals should not be in a position to initiate, approve, undertake, and review the same activity.

OMB Circular A-133, Subpart C, section .300 states in part:

"The auditee shall: . . . (b) Maintain internal control over Federal programs that provides reasonable assurance that the auditee is managing Federal awards in compliance with laws, regulations, and the provisions of contracts or grant agreements that could have a material effect on each of its Federal programs."

To be eligible to receive a subgrant of Title II, Part A funds, an LEA must conduct an assessment of local needs for professional development and hiring, as identified by the LEA and school staff. The needs assessment must be conducted with the involvement of teachers, including teachers who work in Title I, Part A. No assessment of local needs prepared by the previous Title II Director was presented for audit.

20 U.S. Code 6622 (c) states:

Needs Assessment:

(1) In General

To be eligible to receive a subgrant under this subpart, a local educational agency shall conduct an assessment of local needs for professional development and hiring, as identified by the local educational agency and school staff.

(2) Requirements

Such needs assessment shall be conducted with the involvement of teachers, including teachers participating in programs under part A of subchapter I of this chapter, and shall take into account the activities that need to be conducted in order to give teachers the means, including subject matter knowledge and teaching skills, and to give principals the instructional leadership skills to help teachers, to provide students with the opportunity to meet challenging State and local student academic achievement standards.

The failure to establish internal controls enabled material noncompliance to go undetected. Non-compliance with the grant agreement or the compliance requirements could result in the loss of federal funds to the School Corporation.

MUNCIE COMMUNITY SCHOOLS
SCHEDULE OF FINDINGS AND QUESTIONED COSTS
(Continued)

We recommended that the School Corporation's management establish controls to ensure compliance and comply with the Special Tests and Provisions - Needs Assessment requirements of the program.

FINDING 2015-005 - ALLOWABLE COSTS/COST PRINCIPLES

Federal Agency: Department of Education

Federal Program: Title I Grants to Local Educational Agencies

CFDA Number: 84.010

Federal Award Number and Year (or Other Identifying Number): 14-1970, ESEA Title I Part D Subpart 2, FY 2012-13, FY 2014 Title I 1003 (a) SIG, FY 2015, FY 13-14, FY 12-13

Pass-Through Entity: Indiana Department of Education

Management of the School Corporation has not established an effective internal control system, which would include segregation of duties, related to the grant agreement and the following compliance requirements: Allowable Costs/Cost Principles. The failure to establish an effective internal control system places the School Corporation at risk of noncompliance with the grant agreement and the compliance requirements. A lack of segregation of duties within an internal control system could also allow noncompliance with compliance requirements and allow the misuse and mismanagement of federal funds and assets by not having proper oversight, reviews, and approvals over the activities of the program.

An internal control system, including segregation of duties, should be designed and operate effectively to provide reasonable assurance that material noncompliance with the grant agreement or a compliance requirement of a federal program will be prevented, or detected and corrected, on a timely basis. In order to have an effective internal control system, it is important to have proper segregation of duties. This is accomplished by making sure proper oversight, reviews, and approvals take place and to have a separation of functions over certain activities related to the program. The fundamental premise of segregation of duties is that an individual or small group of individuals should not be in a position to initiate, approve, undertake, and review the same activity.

The School Corporation failed to obtain the necessary signatures for four of the employees relating to time and effort certifications. Time and effort logs should be maintained to help ensure that payments were properly allocated between federal and non-federal funds as required.

OMB Circular A-133, Subpart C, section .300 states in part:

"The auditee shall: . . . (b) Maintain internal control over Federal programs that provides reasonable assurance that the auditee is managing Federal awards in compliance with laws, regulations, and the provisions of contracts or grant agreements that could have a material effect on each of its Federal programs."

OMB Circular A-87, Attachment B, section (8)(h), states in part:

"(3) Where employees are expected to work solely on a single Federal award or cost objective, charges for their salaries and wages will be supported by periodic certifications that the employees worked solely on that program for the period covered by the certification. These certifications will be prepared at least semi-annually and will be signed by the employee or supervisory official having firsthand knowledge of the work performed by the employee.

MUNCIE COMMUNITY SCHOOLS
SCHEDULE OF FINDINGS AND QUESTIONED COSTS
(Continued)

- (4) Where employees work on multiple activities or cost objectives, a distribution of their salaries or wages will be supported by personnel activity reports or equivalent documentation which meets the standards in subsection (5) unless a statistical sampling system (see subsection (6)) or other substitute system has been approved by the cognizant Federal agency. Such documentary support will be required where employees work on: Such documentary support will be required where employees work on.
- (a) More than one federal award,
 - (b) A Federal award and a non-federal award
 - (c) An indirect cost activity and a direct cost activity,
 - (d) Two or more indirect activities which are allocated using different allocation bases,
or
 - (e) An unallowable activity and a direct or indirect cost activity."

The failure to establish internal controls enabled material noncompliance to go undetected. Noncompliance with the grant agreement or the compliance requirements could result in the loss of federal funds to the School Corporation.

We recommended that School Corporation officials establish procedures that relate to the grant agreement and compliance requirements listed above.

AUDITEE PREPARED DOCUMENTS

The subsequent documents were provided by management of the School Corporation. The documents are presented as intended by the School Corporation.

MuncieCommunitySchools

2501 N. OAKWOOD AVENUE • MUNCIE, IN 47304-2399

Prepare Now - Anticipate the Future

SUMMARY SCHEDULE OF PRIOR AUDIT FINDINGS

FINDING 2013-002 Title I - Part A Cluster – Allowable Costs

Original Assigned SBA Audit Report Number: B43354
Report Period: 7-1-11 to 6-30-13
Pass-Through Entity or Federal Grantor Agency: U.S. Department of Education
Contact Person Responsible for Corrective Action: Eric Grim, Director of Title I
Contact Phone Number: 765-747-5431

Status of Audit Finding: Per Eric Grim, Director of Title I, there has not been any transfers of funds from the Title I fund to the general fund or any other fund since this finding. IF funds were to be transferred out of the Title I fund to any other fund documentation would be provided to support the transfer.

FINDING 2013-003 Title I Part A Cluster – Eligibility

Original Assigned SBA Audit Report Number: B43354
Report Period: 7-1-11 to 6-30-13
Pass-Through Entity or Federal Grantor Agency: U.S. Department of Education
Contact Person Responsible for Corrective Action: Eric Grim, Director of Title I
Contact Phone Number: 765-747-5431

Status of Audit Finding: Per Eric Grim, Director of Title I, steps have been take to follow established guidelines for expenditure of funds in compliance with eligibility rankings established by the Indiana Department of Education.

FINDING 2013-004 Title I Part A Cluster – Suspended and Debarred

Original Assigned SBA Audit Report Number: B43354
Report Period: 7-1-11 to 6-30-13
Pass-Through Entity or Federal Grantor Agency: U.S. Department of Education
Contact Person Responsible for Corrective Action: Eric Grim, Director of Title
Contact Phone Number: 765-747-5431

Status of Audit Finding: Title I Director has taken action to search for debarred/suspended vendors and that documentation is now available and appropriately maintained in the file.

FINDING 2013-005 Improving Teacher Quality State Grants – Internal Controls over Cash Management and Reporting

Original Assigned SBA Audit Report Number: B43354
Report Period: 7-1-11 to 6-30-13
Pass-Through Entity or Federal Grantor Agency: U.S. Department of Education
Contact Person Responsible for Corrective Action: Eric Grim, Director of Title I, Deborah Williams, CFO

Contact Phone Number: 765-747-5431; 765-747-5222
Status of Audit Finding: Title I Director prepares and CFO reviews and signs off on all Title I Reimbursement Requests

FINDING 2013-006 Education JOBS Fund – Internal Controls Over Cash Management and Reporting

Original Assigned SBA Audit Report Number: B43354
Report Period: 7-1-11 to 6-30-13
Pass-Through Entity or Federal Grantor Agency: U.S. Department of Education
Contact Person Responsible for Corrective Action: Eric Grim, Director of Title I, Deborah Williams, CFO
Contact Phone Number: 765-747-5431; 765-747-5222

Status of Audit Finding: Title I Director prepares and CFO reviews and signs off on all Title I Reimbursement Requests.

FINDING 2013-007 Child Nutrition Cluster– Internal Controls Over Allowable Activities, Allowable Costs/Cost Principles, Procurement, Suspension and Debarment, and Reporting

Original Assigned SBA Audit Report Number: B43354
Report Period: 7-1-11 to 6-30-13
Pass-Through Entity or Federal Grantor Agency: U.S. Department of Education
Contact Person Responsible for Corrective Action: Diana Choate, Food Service Director
Contact Phone Number: 765-747-5228

Status of Audit Finding: Assistant Food Service Director prepares all Food Service claims and NSLP sponsor claims and Food Service Director review and approves all Food Service claims and NSLP sponsor claims.

Deborah R. Williams
(Signature)

CFO/Treasurer
(Title)

1.29.2014
(Date)

(Note to Officials: To determine what audit findings are required to be reported in the Summary Schedule of Prior Audit Findings, please see U.S. Office of Management and Budget (OMB), Circular A-133, Subpart C, section .315(b).)

MuncieCommunitySchools

2501 N. OAKWOOD AVENUE • MUNCIE, IN 47304-2399

Prepare Now - Anticipate the Future

CORRECTIVE ACTION PLAN

FINDING 2015-001

Contact Person Responsible for Corrective Action: DEBORAH A WILLIAMS, CFO/TREASURER

Contact Phone Number: 765-747-5222

Description of Corrective Action Plan: Procedures for the preparation of the SEFA will be documented and internal controls established for proper review and approval of the SEFA before it is submitted.

Anticipated Completion Date: April 1, 2016

Deborah A. Williams
(Signature)

CFO/Treasurer
(Title)

3.1.2016
(Date)

MuncieCommunitySchools

2501 N. OAKWOOD AVENUE • MUNCIE, IN 47304-2399

Prepare Now - Anticipate the Future

CORRECTIVE ACTION PLAN

FINDING 2015-002

Contact Person Responsible for Corrective Action: DEBORAH A WILLIAMS, CFO/TREASURER

Contact Phone Number: 765-747-5222

Description of Corrective Action Plan: Procedures for the preparation and retention of the appropriate written documentation to confirm that a student should be removed from the cohort will be established at the School Corporation level.

Anticipated Completion Date: April 1, 2016

Deborah A Williams
(Signature)

CFO/Treasurer
(Title)

3.1.2016
(Date)

MuncieCommunitySchools

2501 N. OAKWOOD AVENUE • MUNCIE, IN 47304-2399

Prepare Now - Anticipate the Future

CORRECTIVE ACTION PLAN

FINDING 2015-003

Contact Person Responsible for Corrective Action: DEBORAH A WILLIAMS, CFO/TREASURER
Contact Phone Number: 765-747-5222

Description of Corrective Action Plan: Procedures for the preparation of the regular special education grant and the pre-school special education grant will be documented and internal controls established for proper review and approval by different individuals before the final reports are submitted.

Anticipated Completion Date: April 1, 2016

Deborah A Williams

(Signature)

CFO/Treasurer

(Title)

3.1.2016

(Date)

MuncieCommunitySchools

2501 N. OAKWOOD AVENUE • MUNCIE, IN 47304-2399

Prepare Now - Anticipate the Future

CORRECTIVE ACTION PLAN

FINDING 2015-004

Contact Person Responsible for Corrective Action: DEBORAH A WILLIAMS, CFO/TREASURER
Contact Phone Number: 765-747-5222

Description of Corrective Action Plan: Procedures for the preparation and retention of the appropriate written documentation to insure compliance with the Special Tests and Provisions-Needs Assessment compliance requirement will be implemented. Internal control shall be put in place to ensure that needs assessments are prepared and such assessments are retained for future audits.

Anticipated Completion Date: April 1, 2016

Deborah A. Williams
(Signature)

CFO/Treasurer
(Title)

3.1.2016
(Date)

MuncieCommunitySchools

2501 N. OAKWOOD AVENUE • MUNCIE, IN 47304-2399

Prepare Now - Anticipate the Future

CORRECTIVE ACTION PLAN

FINDING 2015-005

Contact Person Responsible for Corrective Action: DEBORAH A WILLIAMS, CFO/TREASURER
Contact Phone Number: 765-747-5222

Description of Corrective Action Plan: Procedures for the preparation and retention of the appropriate written documentation to insure compliance with the Allowable Costs/Cost Principles will be implemented. Internal control shall be put in place to ensure that procedures that relate to the grant agreement and compliance requirements are followed.

Anticipated Completion Date: April 1, 2016

Deborah A. Williams

(Signature)

CFO/Treasurer

(Title)

3.1.2016

(Date)

OTHER REPORTS

In addition to this report, other reports may have been issued for the School Corporation. All reports can be found on the Indiana State Board of Accounts' website: <http://www.in.gov/sboa/>.