

HAMILTON COUNTY INDIANA

One Hamilton County Square • Noblesville, Indiana



Coxhall Park Bell Tower at Sunset - Photo Courtesy of Hamilton County Parks & Recreation

Comprehensive Annual Financial Report

Robin M. Mills
Auditor

Year Ended:
December 31, 2006

COMPREHENSIVE ANNUAL FINANCIAL REPORT

HAMILTON COUNTY

HAMILTON COUNTY, INDIANA

For the Year Ended December 31, 2006

Auditor's Office

**Prepared by
Robin Mills
County Auditor**

INTRODUCTORY SECTION

HAMILTON COUNTY
 COMPREHENSIVE ANNUAL FINANCIAL REPORT
 FOR THE YEAR ENDED DECEMBER 31, 2006

TABLE OF CONTENTS

<u>Description</u>	<u>Page(s)</u>
INTRODUCTORY SECTION	
Table of Contents	I-II
Letter of Transmittal.....	III-XI
GFOA Certificate of Excellence.....	XIII
Elected Officials.....	XIV
All County Officials other than Judiciary	XV
Organizational Charts:	
Judicial Officials	XVI
County Officials	XVII
FINANCIAL SECTION	
Independent Auditor's Report	1-2
Management's Discussion and Analysis	3-12
Basic Financial Statements:	
Government-Wide Financial Statements:	
Statement of Net Assets.....	14-15
Statement of Activities	16
Fund Financial Statements:	
Balance Sheet – Governmental Funds.....	17
Reconciliation of the Balance Sheet of Governmental Funds to the	
Statement of Net Assets	18
Statement of Revenues, Expenditures, and Changes in Fund	
Balances – Governmental Funds.....	19
Reconciliation of the Statement of Revenues, Expenditures, and Changes in	
Fund Balances of Governmental Funds to the Statement of Activities.....	20
Statement of Net Assets – Proprietary Fund	21
Statement of Revenues, Expenses and Changes in	
Fund Net Assets – Proprietary Fund.....	22
Statement of Cash Flows – Proprietary Fund.....	23
Statement of Fiduciary Net Assets – Fiduciary Funds.....	24
Statement of Changes in Fiduciary Net Assets – Fiduciary Funds	25
Notes to Financial Statements	28-52
Required Supplementary Information:	
Schedules of Funding Progress.....	55
Budgetary Comparison Schedules – General Fund.....	56
Budgetary Comparison Schedules – Highway County Option Income Tax	57
Budget/GAAP Reconciliation	58
Infrastructure – Modified Reporting.....	59
Notes to Required Supplementary Information.....	60-61
Supplementary Information:	
Major Governmental Funds:	
Budgetary Comparison Schedules – General Fund – By Department	64-72
Nonmajor Governmental Funds:	
Combining Balance Sheet – Nonmajor Governmental Funds.....	84
Combining Statement of Revenues, Expenditures, and Other Changes in	
Fund Balances – Nonmajor Governmental Funds.....	85

HAMILTON COUNTY
 COMPREHENSIVE ANNUAL FINANCIAL REPORT
 FOR THE YEAR ENDED DECEMBER 31, 2006

TABLE OF CONTENTS
 (Continued)

<u>Description</u>	<u>Page(s)</u>
Supplementary Information (continued):	
Nonmajor Governmental Funds (continued):	
Combining Balance Sheet – Nonmajor Special Revenue Funds	86-101
Combining Statement of Revenues, Expenditures, and Other Changes in Fund Balances – Nonmajor Special Revenue Funds	102-117
Combining Schedule of Revenues, Expenditures, and Changes in Fund Balances - Budget and Actual (Non-GAAP Basis) – Nonmajor Special Revenue Funds	118-129
Combining Balance Sheet – Nonmajor Debt Service Funds	130-133
Combining Statement of Revenues, Expenditures, and Other Changes in Fund Balances – Nonmajor Debt Service Funds	134-137
Combining Schedule of Revenues, Expenditures, and Changes in Fund Balances - Budget and Actual (Non-GAAP Basis) – Debt Service Funds	138-142
Combining Balance Sheet – Nonmajor Capital Projects Funds	144-147
Combining Statement of Revenues, Expenditures, and Other Changes in Fund Balances – Nonmajor Capital Projects Funds	148-151
Combining Schedule of Revenues, Expenditures, and Changes in Fund Balances - Budget and Actual (Non-GAAP Basis) – Capital Projects Funds	152-153
Combining Statement of Plan Net Assets – Pension Trust Funds	158
Combining Statement of Changes in Plan Net Assets – Pension Trust Funds	159
Combining Balance Sheet – Agency Funds	160-164
Combining Statement of Changes in Assets and Liabilities – Agency Funds	166-170

STATISTICAL SECTION

Financial Trends

Net Assets by Component	173
Changes in Net Assets	174-175
Fund Balances of Governmental Funds	176
Changes in Fund Balances of Governmental Funds	178-179

Revenue Capacity

Assessed Value and True Tax Value of Taxable Property	180
Direct and Overlapping Property Tax Rates	181
Principal Taxpayers	182
Property Tax Levied and Collected	183

Debt Capacity

Ratios of Outstanding Debt by Type	184
Ratios of Net General Bonded Debt Outstanding	185
Direct and Overlapping Debt	186-187
Legal Debt Margin	188
Governmental Activities Pledged Revenue Coverage	189
Schedule of Revenue Bond Coverage	190

Demographic and Economic Information

Demographic and Economic Statistics	191
Principal Employers	192
Full-Time Equivalent County Government Employees	193

Operating Information

Operating Indicators by Function	194
Capital Asset Statistics by Function	195

Hamilton County Auditor

Robin M. Mills, *Auditor*

Phone (317) 776-8401
Fax (317) 776-8454
www.co.hamilton.in.us

33 North Ninth Street, Suite L21
Noblesville, Indiana 46060-2200

May 14, 2007

To the County Commissioners and County Council of
Hamilton County, Indiana

The Comprehensive Annual Financial Report (CAFR) of Hamilton County, Indiana (the County) for the year ended December 31, 2006, as prepared by the Auditor's office, is hereby submitted. Responsibility for both the accuracy of the presented data and the completeness and fairness of the presentation, including all disclosures, rests with the County. The enclosed data is accurate in all material respects and is presented in a manner designed to fairly set forth the financial position and the results of operation of the various funds and account groups of the County. All disclosures necessary to enable the reader to gain an understanding of the County's financial activity have been included.

This report includes all funds and account groups of the County. In evaluating the reporting entity of the County, management has considered all potential component units. The County has reviewed its reporting entity definition in light of GASB Statement 14 utilizing both sets of criteria related to financial accountability and the nature and significance of the component unit. As described in Note I in the Notes to the Financial Statements the Hamilton County Public Building Corporation and the Hamilton County Solid Waste District are reported as blended component units. The Riverview Hospital, a proprietary fund type, has been included in the reporting entity as a governmental discreetly presented component unit.

ECONOMIC CONDITON AND OUTLOOK

General profile:

With its diverse and thriving economy, Hamilton County is Indiana's most rapidly growing county. In fact, Census estimates for the 2000 – 2005 time period, rank Hamilton County, Indiana the 18th fastest in the Nation based upon percent of population change. As early as 1994, the Wall Street Journal reported that Hamilton County was the 11th fastest growing area in the entire country based upon housing starts and commercial developments. Located north of Indianapolis the southern two thirds of the County have experienced the most growth. The U.S. Bureau of the Census estimated the number of County residents in 2006 as 250,979, a 37.3% increase since 2000, making Hamilton County the fifth largest county in the state of Indiana. The largest centers of population are Carmel, Noblesville and Fishers, each with populations ranging from approximately 44,000 to 60,000. The growth initiated in the past decade is due in large measure to the County's proximity to the state's capital city, the nation's 12th largest city. The heart of Indianapolis is 20 miles south of the Hamilton County seat. However, not all areas surrounding Indianapolis have grown at the same rate indicating that Hamilton County has a unique charm and attraction of its own. The County issued approximately 3,030 single-family building permits in 2006. To date, the north portion of County has retained its rural character. Here thousands of acres remain in croplands, with most of the acreage planted in corn and soybeans.

According to STATS Indiana, the median household income in 2004 for all United States counties ranks Hamilton County 7th (\$82,196), behind counties in New Mexico, Colorado, Virginia, and New Jersey. Based on the latest Census data for 2000, the county ranked as the most affluent in Indiana with 63.8% of the households estimated to have incomes over \$50,000 and an estimated

per capita income of \$42,891 as compared to the metropolitan area per capita income of \$30,806. Overall, a healthy mix of local small and large businesses as well as farming has created a favorable economic culture.

The people:

The residents of Hamilton County exhibit a wealth of talent in technical, clerical, production, and executive leadership that attracts businesses. The County unemployment rate is typically below regional, state, and national averages. Hamilton County's annual average unemployment rate in 2006 was only 3.2% compared to the annual average rate for Indiana of 5.0%. Employers in the area report low absenteeism and low turnover.

One key factor linked to the economic prosperity of the County relates to the level of education attained and maintained by its residents. Education levels, as well as computer literacy, are noticeably higher in Hamilton County when compared to the rest of the metropolitan area. The outstanding quality of education in the nationally recognized Hamilton County public school systems is a source of pride within the community. While many school systems are struggling with budget cuts or inadequacies, the Hamilton County public school system continues to expand. The Westfield school district has built a "smart campus" with help of Verizon. Throughout the county, approximately 90% of high school students went on to attend college in 2006, according to State DOE data. Currently, 48.9% of county residents 25 and older hold bachelors' degrees or better.

Transportation:

Hamilton County's economic vitality requires good transportation routes. The interstate highway system ties the County to all Midwest markets. In fact the County is less than one day's drive to 65% of the U.S. population and three major Canadian markets. The County is five hours or less from most major Midwest cities, including Chicago, Detroit, Cincinnati, St. Louis, Louisville, Milwaukee, and Columbus. I-69 crosses the southeastern portion of the County while I-465 (the Indianapolis outer belt) skirts the southern boundary of the County and U.S. 31 bisects the County north to south. Five other state highways enter the county. Along the major roadways, the number of commercial developments continues to increase. Also, Hamilton County and underlying jurisdictions worked together to form the Hoosier Heritage Port Authority to preserve an active 37 mile rail corridor. The Indiana Transportation Museum is presently a designated operator on the line, which will provide an alternative means for future commuter travel.

Indianapolis Metropolitan Airport is in Hamilton County (Fishers), approximately 16 nautical miles northeast of Indianapolis International Airport. This reliever airport to Indianapolis is located on 455 acres of land with one runway 4,000 feet in length. Additionally, Hamilton County has acquired the former Terry Airport and renamed it Indianapolis Executive Airport. The airport boasts a 5,500 foot runway and is located six miles west of Westfield.

International trade arena:

Hamilton County is an active participant in the international economy. At present there are 11 international-based businesses in Hamilton County that employ approximately 2,000 people. This trend continues currently and, at least, 1 in every 10 private sector jobs in the County is supported, in part, by international activity. The largest foreign-based company in Hamilton County is Thomson Consumer Electronics (France) with 650 employees. Foreign-owned businesses operating in Hamilton County include companies based in Japan, U.K., France, Netherlands and Germany.

National economic cost advantage

Hamilton County is becoming well known as an excellent location for suburban national headquarters. In fact, nearly 80% of the suburban office space in metropolitan Indianapolis is located in Hamilton County. A recent study prepared by The Boyd Company of Princeton, New Jersey, a leading national site selection consulting firm, reports the results of an analysis of Hamilton County as a corporate headquarters office location in comparison with 14 other leading suburban areas in the U.S. including Boston, Chicago, Columbus, Denver, Detroit, Los Angeles New York, Philadelphia, Phoenix, San Francisco, Seattle and St. Louis. According to the study Hamilton County was the second lowest in operating cost structure. Only Columbus, Ohio provided a lower cost structure.

Local business:

The County continues to experience excellent business expansion and retention. The 2006 top ten employers are listed in the statistical section of this report. During recent years, Hamilton County has attracted new major employers at a fast pace. According to the 2006 data from the Indiana Department of Workforce Development, Labor Market Information, total employment in the County is at 134,885. Private sector employment in the County is a large component of the total employment increase. A variety of industries, including manufacturing, construction, wholesale and retail trade, and services have experienced significant growth. The number of jobs grew to about 93,500 in 2000, compared with just 15,000 in 1970. More than 75% of the jobs in Hamilton County are filled by people living in the county, compared with 58% in 1990. Hamilton County is expected to continue growth and account for 25% of the population and employment gains of the Indianapolis metropolitan area during the next 10 years.

Quality of life:

Among Indiana's 92 counties, Hamilton County sets the pace. The County ranks 1st in population growth since 1990, per capita and median household income, high school graduates and bachelor degrees or better. Of all the characteristics of Hamilton County, the quality of life afforded to its residents is exceptional. It is a very desirable place to live, work and raise a family. A 2004 study by American City Business Journals ranked Hamilton County 8th among all counties in the nation for its quality of life. In the past year, Noblesville and Fishers received national recognition as great places to live. Carmel was a designated community in a previous list. Hamilton County is unique among counties in having three communities gain this distinction. By most measures, Hamilton County has become the county of choice in Indiana.

The county's unique blend of fast-growing suburban communities and smaller rural towns offers diverse options for residential location. Residential developments are numerous and include a multitude of custom-built homes new subdivisions. Victorian homes on brick streets, ranches in the quiet countryside and more. Residential properties along Morse Lake and Geist Reservoir allow families who enjoy water sports a vacation atmosphere at home. The County's close proximity to Indianapolis makes all the amenities of a major city easily accessible. Hamilton County has something for everyone.

As the population grows so too does an array of executive lifestyle amenities. Hamilton County is home to seventeen public golf courses. The first golf course, Forest Park, opened in 1927 and remains a public course. Players have a wide range of courses to choose from within the County, including Crooked Stick which ranks among the country's top 100 courses and hosted the 2005 Solheim Cup.

Other venues of recreation are available throughout the county including parks, museums, and antique shops. Morse Lake Park allows for public access to lakeside recreation. The Indiana Transportation Museum in Noblesville's Forest Park includes the operation of a train ride to Atlanta. Ritchey Woods, a nature preserve geared toward children, is located on Hague Road

just south of 106th Street in Fishers. County park directors continue to improve and expand the parklands. During 1996 and 1997, land purchases for future parks were made. A Nature Center facility has been constructed in the County's largest in use park, Cool Creek Park. Overall, roads and trails in the parks are being improved and the public use of these facilities is growing, a clear indication that citizens' recreational needs are being met. Additionally, Hamilton County is the home to the Verizon Wireless Music Center, one of the nations' premier outdoor concert venues, which hosts approximately 40 shows each year providing a variety of musical entertainment for residents of central Indiana.

One of the most famous attractions of the County is Conner Prairie, a living history museum that serves as a nationally recognized center for research and education about the lives, times, attitudes and values of the early 19th century settlers in the Old Northwest Territory, based on the Indiana experience. Each year an estimated 330,000 visitors are admitted to the museum, including 80,000 children participating in special programs and school tours.

Next door to one of the premier sports capitals of the world, Indianapolis, Hamilton County residents can easily attend professional sporting events. The Indianapolis Colts play football in the RCA Dome while the NBA's Indiana Pacers play basketball in one of the leagues top venues the Conseco Fieldhouse, which was new for the 1999-2000 season. The Indianapolis Indians continued playing at Victory Field, which was new for the 1996 season. And, of course, the Indianapolis Motor Speedway holds three major events each year including the Indianapolis 500 in May, the U.S. Grand Prix in June and the Allstate 400 at the Brickyard in August.

Indianapolis also has a multitude of arts and entertainment offerings, ranging from the Indianapolis Repertory Theatre, The Indianapolis Ballet Theatre, and the Indianapolis Children's Choir to the Indianapolis Museum of Art and the Eiteljorg Museum of American Indians and Western Artifacts. Additionally, Indianapolis is proud to have the world's largest children's museum, which dates back to 1925. The Children's Museum of Indianapolis was recently voted #1 in the nation by readers of Family Fun magazine.

Regional leadership:

Hamilton County leaders participated in regional meetings to identify and address critical metropolitan issues. These discussions paved the way for the creation of The Indy Partnership. The Partnership serves as the region's economic development and marketing outreach arm to attract new businesses to the marketplace. Ten counties currently participate in The Indy Partnership including Boone, Hamilton, Hancock, Hendricks, Johnson, Madison, Marion, Monroe, Morgan and Tippecanoe Counties. This regional effort is certain to assist Hamilton County in its efforts to attract out-of-state business ventures and new capital investment.

The Regional approach by local leaders stems from the recognition of the interdependent nature of the economy. Hamilton County is fortunate to have several major arterial roadways, such as I-465, I-69, U.S. 31, and S.R. 37. Thus, commuters can access local businesses with ease. In 2007, Hamilton County's total labor force was 134,619. Of this total, 17.5% represents workers who commute from surrounding counties and 37.2% are workers who live in Hamilton County and commute to surrounding counties. Hamilton County continues to have the potential to accommodate new business and existing business, as growth continues.

Business climate:

Hamilton County has a favorable business climate. Its leadership exhibits a spirit of cooperation and support that enables all of its citizens to enjoy economic benefits.

Since Indiana's enactments of the Economic Development for a Growing Economy bill, Hamilton County's ability to attract new businesses and relocating businesses from other states has been enhanced. The bill authorizes a refundable state income tax credit for businesses that create new

jobs in Indiana when certain conditions exist. Other incentives such as tax credits, venture capital funds, and workforce training resources also add to the ability of Indiana to compete with neighboring states. In the past six years, the county has seen over 150 existing businesses expand and more than a dozen new companies locate in the county.

The future:

The Growth of Hamilton County's economy is expected to continue. Its primary resource, the people, continues to grow. The impetus of growth lies primarily in the hands of each and every County resident whose participation in the community remain high and invaluable. The educational system continues to produce excellent citizens to carry on the spirit and tradition of economic success.

MAJOR INITIATIVES

146th Street Extension

Construction work began in the fall of 2006 for the \$20 Million 146th Street Extension from S.R. 37 to I-69. The three and one half mile arterial will create both an important east-west traffic route and an important economic development area for both Hamilton County and the City of Noblesville. The extension project, a four lane divided roadway, is a joint venture between Hamilton County and the City of Noblesville. The project will utilize both federal funds and locally generated funds for the construction of the project. Most major utility relocations took place in 2006 along with a majority amount of the storm sewer work. Construction will continue thru 2007 with all lanes open to traffic by October 1, 2007 and final completion of the entire project in June of 2008.

Bridge #191 – Olio Road over Geist Reservoir

Construction work began in the fall of 2006 for the \$6 Million Bridge #191, Olio Road over Geist Reservoir, a major rehabilitation. This rehabilitation and widening of the existing two-lane bridge to a four-lane bridge with median is aimed at increasing safety and capacity. This four-lane section with median will extend the previously improved Olio Road to south of Geist Reservoir. Most of the work that took place in 2006 involved the foundations for the new structure. The project is scheduled to be completed in December of 2007.

Community Corrections Complex Projects.

During 2006, much of the planning, design and Governmental approvals were completed for four construction projects at the Hamilton County Jail complex in Noblesville. The four projects include the following:

- 1) A 20,000 square foot addition to the North end of the jail that will replace the current inmate processing space. The additional space will also provide a larger vehicle sally port for inmate delivery, expanded kitchen operating space and storage, additional inmate programming space, a new jail lobby that will incorporate video visitation technology. The remodeling of the old part of the jail will provide additional space for medical services, inmate property storage, and administrative space.
- 2) The North end Jail addition will include a Support Services building to be constructed on the north east corner of the complex site. This structure will house physical training equipment, defensive tactics training room, quartermaster storage and office space, vehicle processing bay, wash bay for department vehicles, and several storage bays for department support equipment such as the emergency response trailers, department parade vehicle, reserve and pool vehicles.

- 3) An addition to the South end of the Sheriff's Administrative space will include two floors (basement and first floor) approximately 6,500 square feet each. The basement space will house a new communications center with enough square footage and infrastructure to accommodate Noblesville Public safety communications to be housed in the same room as Hamilton County Public safety communications. The old Sheriff's communications space will be converted to an emergency operations center and will allow Emergency Management Personnel to move back into this building. The first floor will house Administrative space and expanded evidence processing and storage.
- 4) The final project will provide a new Community Corrections Center comprised of three floors and a basement totaling approximately 140,000 square feet. The new HCCC building will house the work release program and will allow the expansion of several current alternatives to incarceration plus adding new programs such as day and night reporting. This building will initially provide for 200 residential program beds with the third floor being shelled out to accommodate an additional 200 residential program beds in the future.

The total cost of these four projects combined was authorized to be no more than \$43 million dollars. Construction on all four proposals will begin this summer.

Parks and Recreation

In 2006 the Hamilton County Parks and Recreation Department undertook a couple of major initiatives. We celebrated the opening of Coxhall Gardens, a formal garden park, including a state of the art Children's Garden, along with construction of twin 90' Bell Tower Carillons, build and donated by Jesse H. and Beulah Cox. As a part of this event the department also celebrated the creation of the Friends of Hamilton County Parks, a charitable not-for-profit foundation to support the efforts of the park department. This was all done in a two day event which included a 5K Run/Walk, guest speakers, school group tours and an onsite casting of a commemorative dedication bell by the world's only mobile bell foundry. We utilized many great partnerships and created many new ones.

FINANCIAL INFORMATION

Internal Control Structure:

Administrators of the County are responsible for establishing and maintaining an internal control structure designed to ensure that the assets of the County are protected from loss, theft, or misuse and that adequate accounting data are compiled to allow for the preparation of the financial statements in conformity with generally accepted accounting principles. The internal control structure is designed to provide reasonable, but not absolute, assurance that these objectives are met. The concept of reasonable assurance recognizes that the cost of a control should not exceed the benefits likely to be derived, and the valuation of costs and benefits requires estimates and judgements by administrators. The statement of net assets for the County demonstrates the strength of its financial position.

Budgetary Controls:

The County maintains budgetary controls in order to ensure compliance with legal provisions embodied in the annual appropriated budget approved by the County Council. The budgets are initially prepared and approved at the local level with subsequent final approval by Indiana Department of Local Government Finance. Budget modifications are made in accordance with the laws of the State of Indiana.

Formal budgets as required by state statute have been adopted for the following funds: General, Highway County Option Income Tax, Highway, Family and Children, Property Reassessment, Plat Book, Highway Inspection, Health Maintenance, Pretrial Diversion, Supplemental Public Defender, Gun Violence Grant, Local Road and Street, Parks and Recreation, Surveyor's Corner Perpetuation, Emergency Planning, Park Nonreverting, Tobacco Settlement, County Drug Free Community, County Court User's Fee, County Corrections, County Health, Emergency Telephone System, Innkeeper's Tax, Deferral Program, Unified Probation User's Fee, Federal Juvenile Accountability, Child Services, Jury Pay, Stormwater Phse II, Park Nonreverting Donation, 1997 Highway Bond, 1998 Highway Bond, Lease Rental, Jail Lease Rental, 2002 Park Bond, 2002 Animal Control Bond, 2004 General Obligation Bonds, 2004 Park Bond, Cumulative Bridge, Cumulative Capital Development, County Major Bridge and Cumulative Courthouse.

The County also maintains an encumbrance accounting system as one method of budgetary control. Open encumbrances are reported as reservations of fund balance at December 31, 2006.

As demonstrated by the statements and schedules included in the financial section of this report, the County continues to meet its responsibility for sound financial management.

General Government Functions:

The County provides a full range of general governmental functions including police protection, the construction and maintenance of streets, bridges and infrastructure, health services and culture and recreational facilities.

The Management's Discussion and Analysis section of this report presents more detailed trend/comparison information about the financial position and operational results of the County.

Component Unit:

Riverview Hospital is owned by the County and is included as a discretely presented component unit in the financial statements. Total net assets for the year ended December 31, 2006 were \$99,936,882, resulting in an increase of \$8,722,012 over 2005.

Pension Benefits:

The Sheriff's Pension Trust Fund, a single-employer defined benefit plan administered by National City Bank, Carmel, Indiana as trustee, covers Sheriff's department employees. Contributions are made in accordance with actuarially determined requirements.

The County also provides pension benefits for its non-public-safety employees. These benefits are provided through a statewide plan managed by the Public Employees Retirement Fund (PERF), an agent multiple-employer public employees retirement system. This plan uses the entry age normal cost method to determine the contribution requirements and the pension benefit obligation.

Riverview Hospital, a discretely presented component unit, provides a defined contribution plan in which the benefits for each employee are determined solely by the accumulation of contributions to the plan made on the participants' behalf plus investment earnings prior to retirement.

Debt Administration:

The County has used fiscal restraint in incurring general obligation debt, while still providing quality services and facilities to the citizens of the County. Refer to pages 11-12 of the Management's Discussion and Analysis for details regarding the reporting entity and long-term debt.

As detailed in the statistical section of this report, the County's outstanding debt has increased as compared to the 2005 balance due to the issuance of \$31,180,000 for road and infrastructure improvements throughout the County. However, the debt per capita and percentage of total bonded debt to personal income have remained relatively flat, \$693 and 1.63% respectively compared to 2005, \$644 and 1.54% respectively. The remaining available bonding capacity is at 31% of the total legal debt limit.

Riverview Hospital, a discretely presented component unit, has revenue bonds payable at December 31, 2006 in the amount of \$59,565,000. The bonds are repaid with income derived from the acquired or constructed assets.

Cash Management:

State statutes authorize the County to invest in obligations of the United States Treasury and various agencies and instrumentalities of the federal government. The County is also authorized to enter into fully collateralized repurchase agreements for the purchase and resale of interest bearing obligations issued or guaranteed by the United States or any United States governmental agency.

In addition, the Sheriff's Pension Fund may be invested in commercial paper, corporate bonds, corporate stock, and mutual funds. Riverview Hospital, a discretely presented component unit, may make investments in accordance with policies of the Hospital's Board of Trustees.

Risk Management:

Hamilton County officials established a self-funded insurance policy, which services the risk of loss, related to employee health claims and liability claims. Commercial insurance supplements the plan as described on page 47 of the notes to the financial statements. Settled claims resulting from this risk did not exceed commercial coverage in the last three years.

OTHER INFORMATION

Independent Audit:

The State of Indiana Code requires an annual audit of the books of account, financial records, and transactions of the County by independent accountants. This requirement has been complied with and the independent auditor's opinion has been included in this report. Additionally, the audit was performed in accordance with requirements of the Single Audit Act of 1984 and U.S. Office of Management and Budget Circular A-133, Audits of States, Local Governments, and Non-Profit Organizations. The reports related to the Single Audit Act are under separate cover except for the report on pages 1-2 of this report.

Certificate of Achievement:

The Government Finance Officers Association of the United State and Canada (GFOA) awarded a Certificate of Achievement for Excellence in Financial Reporting to Hamilton County for its comprehensive annual financial report (CAFR) for the fiscal year ended December 31, 2005. The Certificate of Achievement is a prestigious national award recognizing conformance with the highest standards for preparation of state and local government financial reports.

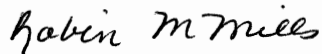
In order to be awarded a Certificate of Achievement, a government unit must publish an easily readable and efficiently organized comprehensive annual financial report, with contents conforming to program standards. The CAFR must satisfy both generally accepted accounting principles and applicable legal requirements.

A Certificate of Achievement is valid for a period of one year only. We believe our current report continues to conform to the Certificate of Achievement Program requirements, and we will again be submitting it to the GFOA.

Acknowledgments:

I wish to thank the Hamilton County Council, County Commissioners and Mike Reuter, Hamilton County Financial Consultant, for their leadership and support in matters pertaining to the financial affairs of the county. The preparation of this report was made possible by the outstanding efforts of the entire County Auditor's staff throughout the year. I would especially like to thank Dawn Coverdale, Chief Deputy Auditor; Kim Rauch, Administrative Assistant; Lee Graham, Lead Settlement Clerk; and Darla Franks-Workman, Accounts Payable Coordinator for their exceptional contributions. I am very appreciative of Rick Cole, Suzanne Miller, Dave Bixler, Michelle Hammer, Shannon Lopez and Art Essex of the State Board of Accounts, who offer all the help required in this effort year after year. Steve Sharp and Walter Sharp of Sharp Printing for reliability and efficiently printing the CAFR; and Jim Treat, Stephanie Hochstedler and the staff of O.W. Krohn & Associates for their consulting services, a huge thank you for all your efforts.

Respectfully submitted,



Robin M. Mills
Hamilton County Auditor

(This page intentionally left blank.)

Certificate of Achievement for Excellence in Financial Reporting

Presented to

Hamilton County
Indiana

For its Comprehensive Annual
Financial Report
for the Fiscal Year Ended
December 31, 2005

A Certificate of Achievement for Excellence in Financial Reporting is presented by the Government Finance Officers Association of the United States and Canada to government units and public employee retirement systems whose comprehensive annual financial reports (CAFRs) achieve the highest standards in government accounting and financial reporting.



President

Executive Director

ELECTED OFFICIALS OF HAMILTON COUNTY, INDIANA

OFFICE

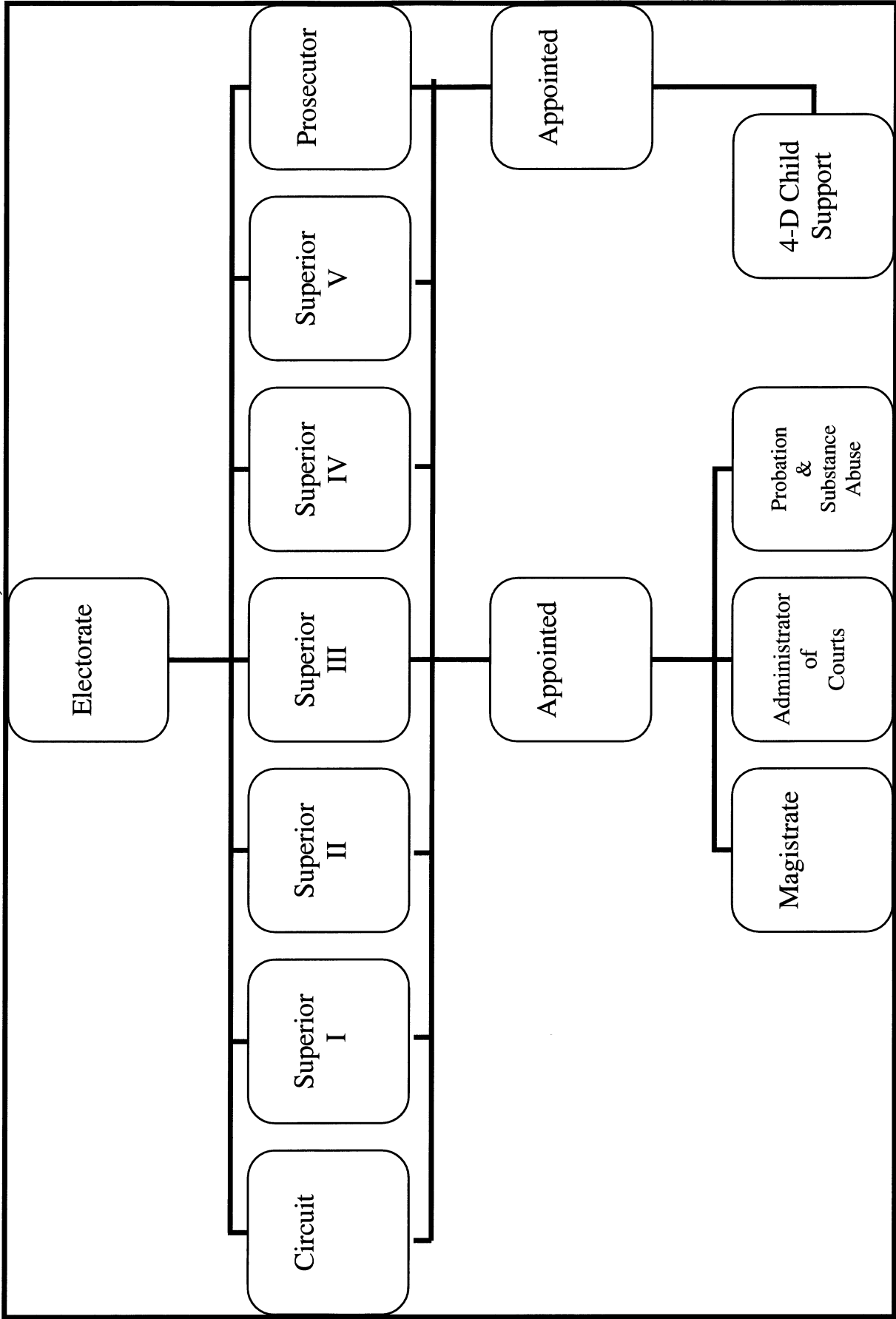
NAME

Circuit Court Judge	Judith S. Proffitt
Superior Court 1 Judge	Steve Nation
Superior Court 2 Judge	Daniel Pflieger
Superior Court 3 Judge	William J. Hughes
Superior Court 4 Judge	Richard Campbell
Superior Court 5 Judge	Wayne Sturdevant
Clerk of the Circuit Court	Tamela Baitz
Auditor	Robin M. Mills
Treasurer	Kim Good
Recorder	Jennifer Hayden
Sheriff	Douglas Carter
Surveyor	Kenton C. Ward
Coroner	Mark Roberts
Prosecuting Attorney	Sonia Leerkamp
Assessor	Debbie Folkerts
Commissioner	Christine Altman
Commissioner	Steven C. Dillinger
Commissioner	Steven A. Holt
Councilor	Brad Beaver
Councilor	James Belden
Councilor	Meredith Carter
Councilor	John Hiatt
Councilor	Judy Levine
Councilor	Rick McKinney
Councilor	Steve Schwartz
Adams Township Trustee	Linda Williams
Clay Township Trustee	Judy Hagan
Delaware Township Trustee	Debbie Driskell
Fall Creek Township Trustee	Marion Hensley
Jackson Township Trustee	Duane Hiatt
Noblesville Township Trustee	Billie Caldwell
Wayne Township Trustee	Ralph D. Musselman
White River Township Trustee	Phyllis Jacobs
Washington Township Trustee	David Gill
Clay Township Assessor	Dixana Packard
Delaware Township Assessor	Marilyn Schenkel
Fall Creek Township Assessor	Pamela Zagar
Noblesville Township Assessor	Robin Ward
Jackson Township Assessor	Colleen Starrett
Washington Township Assessor	Jerolyn Ogle

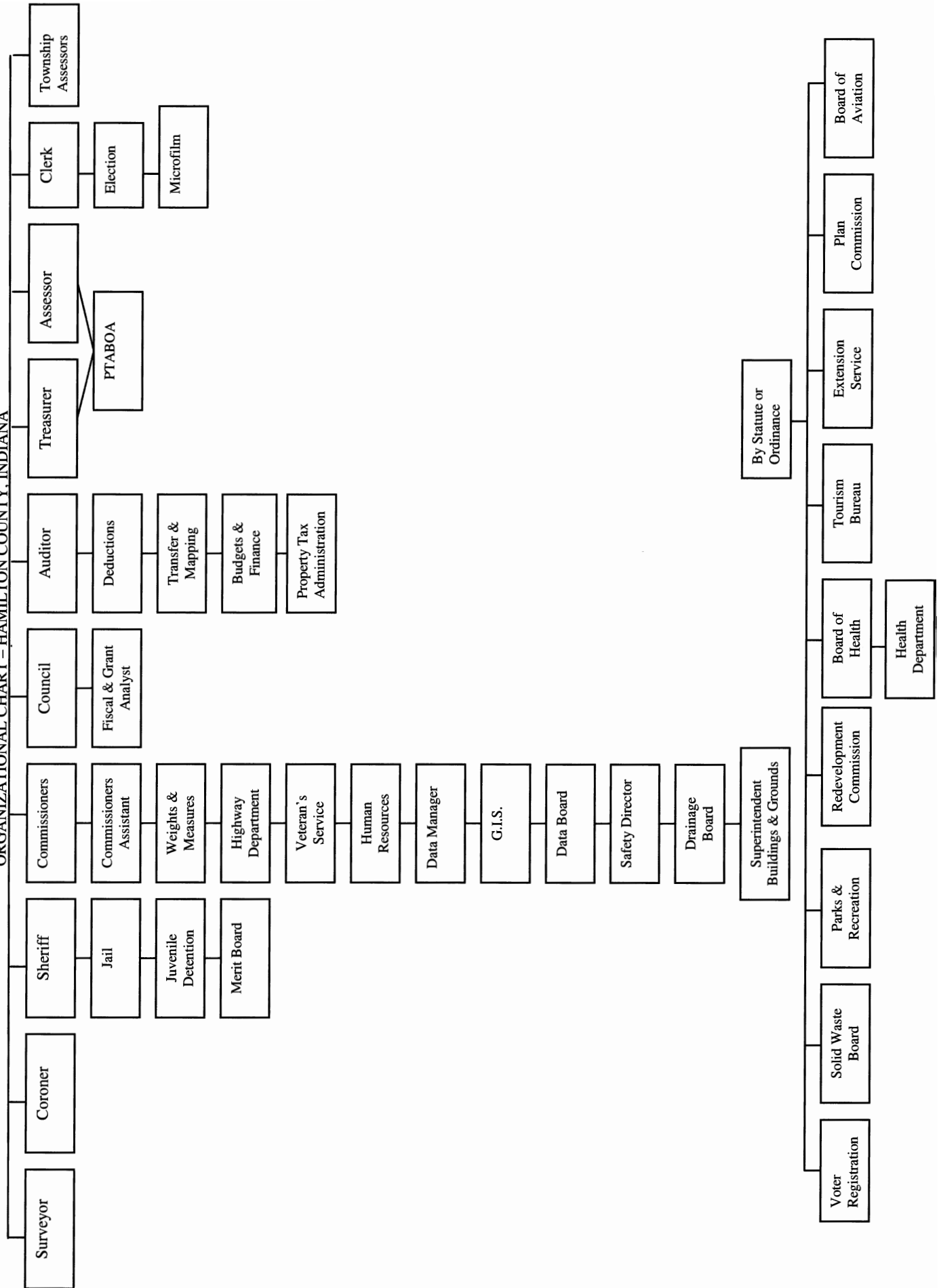
COUNTY OFFICIALS

<u>Office</u>	<u>Official</u>	<u>Term</u>
Auditor	Ms. Robin M. Mills	1/01/05 to 12/31/08
Clerk of the Circuit Court	Ms. Tamela Baitz	1/01/04 to 12/31/07
Recorder	Ms. Jennifer Hayden	1/01/07 to 12/31/10
Sheriff	Mr. Douglas Carter	1/01/07 to 12/31/10
Treasurer	Ms. Kim Good	1/01/05 to 12/31/08
President of Board of County Commissioners	Mr. Steven A. Holt Mr. Steven C. Dillinger	1/01/06 to 12/31/06 1/01/07 to 12/31/07
President of County Council	Mr. Steve Schwartz Mr. Brad Beaver	1/01/06 to 12/31/06 1/01/07 to 12/31/07

**JUDICIAL ORGANIZATION CHART
HAMILTON COUNTY, INDIANA**



ORGANIZATIONAL CHART – HAMILTON COUNTY, INDIANA



(This page intentionally left blank.)

FINANCIAL SECTION



STATE OF INDIANA
AN EQUAL OPPORTUNITY EMPLOYER

STATE BOARD OF ACCOUNTS
302 WEST WASHINGTON STREET
ROOM E418
INDIANAPOLIS, INDIANA 46204-2769

Telephone: (317) 232-2513
Fax: (317) 232-4711
Web Site: www.in.gov/sboa

INDEPENDENT AUDITOR'S REPORT

TO: THE OFFICIALS OF HAMILTON COUNTY, INDIANA

We have audited the accompanying financial statements of the governmental activities, the discretely presented component unit, each major fund and the aggregate remaining fund information of Hamilton County (County), as of and for the year ended December 31, 2006, which collectively comprise the County's primary government basic financial statements. These financial statements are the responsibility of the County's management. Our responsibility is to express opinions on these financial statements based on our audit. We did not audit the financial statements of Riverview Hospital, which represent 100 % of the assets and revenues of the discretely presented component unit. Those statements were audited by other auditors, whose report has been furnished to us and our opinion, insofar as it relates to this unit, is based solely on the report of the other auditors.

We conducted our audit in accordance with auditing standards generally accepted in the United States of America and the standards applicable to financial audits contained in Government Auditing Standards, issued by the Comptroller General of the United States. Those standards require that we plan and perform the audit to obtain reasonable assurance about whether the financial statements are free of material misstatement. An audit includes examining, on a test basis, evidence supporting the amounts and disclosures in the financial statements. An audit also includes assessing the accounting principles used and significant estimates made by management, as well as evaluating the overall financial statement presentation. We believe that our audit and the report of the other auditors provide a reasonable basis for our opinions.

In our opinion, based on our audit and the report of the other auditors, the financial statements referred to above present fairly, in all material respects, the financial position of the governmental activities, the discretely presented component unit, each major fund and the aggregate remaining fund information of the County as of December 31, 2006, and the respective changes in financial position and cash flows, where applicable, thereof and for the year then ended, in conformity with accounting principles generally accepted in the United States of America.

The Management's Discussion and Analysis, Schedules of Funding Progress, Budgetary Comparison Schedules and Infrastructure – Modified Reporting Schedules, as listed in the Table of Contents, are not required parts of the basic financial statements but are supplementary information required by the Governmental Accounting Standards Board. We have applied certain limited procedures, which consisted principally of inquiries of management regarding the methods of measurement and presentation of the required supplementary information. However, we did not audit the information and express no opinion on it.

INDEPENDENT AUDITOR'S REPORT
(Continued)

Our audit was performed for the purpose of forming an opinion on the basic financial statements of the County. The introductory section, the combining and individual fund financial statements and schedules, and statistical tables listed in the Table of Contents are presented for purposes of additional analysis and are not a required part of the basic financial statements. The combining and individual fund statements and schedules have been subjected to the auditing procedures applied in the audit of the basic financial statements and, in our opinion, are fairly stated, in all material respects, in relation to the basic financial statements. The introductory section and statistical tables have not been subjected to the auditing procedures applied in the audit of the basic financial statements and, accordingly, we express no opinion on them.

In accordance with Government Auditing Standards, we have also issued our report dated May 14, 2007, on our consideration of the County's internal control over financial reporting and our tests of its compliance with certain provisions of laws, regulations, contracts and grants. That separate report is an integral part of an audit performed in accordance with Government Auditing Standards issued by the Comptroller General of the United States, and in considering the results of the audit, that report should be read along with this report.

STATE BOARD OF ACCOUNTS

May 14, 2007

Management's Discussion and Analysis

As management of Hamilton County, Indiana, ("the County"), we offer readers of the County's financial statements this narrative overview and analysis of the financial activities of the County for the fiscal year ended December 31, 2006. We encourage readers to consider the information presented here in conjunction with additional information that we have furnished in our letter of transmittal, which can be found on pages III-XI of this report. All amounts, unless otherwise indicated, are expressed in thousands of dollars.

Financial Highlights

- The assets of the County exceeded its liabilities at the close of the most recent fiscal year by \$737,924 (net assets).
- The County's total net assets increased by \$1,536 as compared to the restated 2005 total net assets. The 2006 beginning net assets were restated due to (\$656) in prior period adjustments. See note III.H. page 46 for a detailed discussion.
- As of the close of the current fiscal year, the County's governmental funds reported combined ending fund balances of \$131,071, an increase of \$15,329 in comparison with the prior year. Approximately 81% of this total amount, \$106,612, is available for spending at the government's discretion (unreserved fund balance).
- At the end of the current fiscal year, the unreserved fund balance for the general fund was \$21,876 which represented 42% of total general fund expenditures, excluding transfers out.
- The County's total bond related debt increased by \$19,593 (13.7 percent) during the current fiscal year. This \$19,593 net change was the result of increases related to the issuance of \$19,580 in tax increment bonds and \$11,600 for a county option income tax bond anticipation note. These increases were offset by scheduled principal payments on other bonds.

Overview of the Financial Statements

This discussion and analysis is intended to serve as an introduction to the basic financial statements. The basic financial statements comprise three components: 1) government-wide financial statements, 2) fund financial statements, and 3) notes to the financial statements. This report also contains other supplementary information in addition to the basic financial statements themselves.

Government-wide financial statements. The government-wide financial statements are designed to provide readers with a broad overview of the County's finances, in a manner similar to a private-sector business.

The statement of net assets presents information on all of the County's assets and liabilities, with the difference between the two reported as net assets. Over time, increases or decreases in net assets may serve as a useful indicator of whether the financial position of the County is improving or deteriorating.

The statement of activities presents information showing how the government's net assets changed during the most recent fiscal year. All changes in net assets are reported as soon as the underlying event giving rise to the change occurs, regardless of the timing of related cash flows. Thus, revenues and expenses are reported in this statement for some items that will only result in cash flows in the future fiscal periods (e.g., uncollected taxes and earned but unused vacation leave).

Both of the government-wide financial statements distinguish functions of the County that are principally supported by taxes and intergovernmental revenues (governmental activities) from other functions that are intended to recover all or a significant portion of their costs through user fees and charges (business-type activities). The governmental activities of the County include: general government, public safety, highways, streets and roadways, health and welfare and culture and recreation.

The government-wide financial statements can be found on pages 14-16 of this report.

Fund financial statements. A fund is a grouping of related accounts that is used to maintain control over resources that have been segregated for specific activities or objectives. The County, like other state and local governments, use fund accounting to ensure and demonstrate compliance with finance-related legal requirements. All of the funds of the County can be divided into three categories: governmental funds, proprietary funds, and fiduciary funds.

Governmental funds. Governmental funds are used to account for essentially the same functions reported as governmental activities in the government-wide financial statements. However, unlike the government-wide financial statements, governmental fund financial statements focus on near-term inflows and outflows of spendable resources, as well as on balances of spendable resources available at the end of the fiscal year. Such information may be useful in evaluating a government's near-term financing requirements.

Because the focus of governmental funds is narrower than that of the government-wide financial statements, it is useful to compare the information presented for governmental funds with similar information presented for governmental activities in the government-wide financial statements. By doing so, readers may better understand the long-term impact of the government's near-term financing decisions. Both the governmental fund balance sheet and the governmental fund statement of revenues, expenditures, and changes in fund balances provide a reconciliation to facilitate this comparison between governmental funds and governmental activities.

The County maintains 128 individual governmental funds. Information is presented separately in the governmental fund balance sheet and in the governmental fund statement of revenues, expenditures, and changes in fund balances for the general, highway county option income tax, redevelopment commission capital projects and 146th street right of way, which are considered to be major funds. Data for 124 County governmental funds are combined into a single, aggregated presentation. Individual fund data for each of these non-major governmental funds is provided in the form of combining statements elsewhere in the report. The County adopts an annual appropriated budget for its general fund, certain special revenue funds, debt service funds and certain capital projects funds. Budgetary comparison schedules have been provided for the general fund and major special revenue funds in the required supplementary information and for the other funds subsequent to the combining non-major fund information, as other information, to demonstrate compliance with this budget.

The governmental fund financial statements can be found in pages 17-20 of this report.

Proprietary funds. The County maintains one proprietary fund for internal services. Internal service funds are an accounting device used to accumulate and allocate costs internally among the County's various functions. The County uses internal service funds to account for its medical and liability insurance. Because these services benefit the governmental-type functions, they have been included within the governmental activities on the Statement of Net Assets in the government-wide financial statements.

The basic proprietary fund financial statements can be found in pages 21-23 of this report.

Fiduciary funds. Fiduciary funds are used to account for resources held for the benefit of parties outside the government. Fiduciary funds are not reflected in the government-wide financial statement because the resources of those are not available to support the County's own programs. The accounting used for fiduciary funds is much like that used for proprietary funds.

The basic fiduciary fund financial statements can be found in pages 24-25 of this report.

Notes to the financial statements. The notes provide additional information that is essential to a full understanding of the data provided in the government-wide and fund financial statements. The notes to the financial statements can be found on pages 28-52 of this report.

Other Information

In addition to the basic financial statements and accompanying notes, this report also presents certain required supplementary information concerning the County's budgets for its major funds as well as reconciliation between the budget schedules and fund financial statements. In addition, the County's progress in funding its obligation to provide pension benefits to certain employees is included as supplementary information. Required supplementary information can be found on pages 55-61 of this report.

The combining statements referred to earlier in connection with non-major governmental funds are presented immediately following the required supplementary information on budgets. Combining and individual fund statements and schedules can be found pages 84-170 of this report.

Government-wide Financial Analysis

As noted earlier, net assets may serve over time as a useful indicator of government's financial position. In the case of the County, assets exceeded liabilities by \$737,924 at the close of the most recent fiscal year.

By far the largest portion, \$616,426 (84%), of the County's net assets reflects the investment in capital assets (e.g., land, buildings, machinery, equipment and infrastructure), less any related debt used to acquire those assets that is still outstanding. The County uses these capital assets to provide services to citizens; consequently, these assets are not available for future spending. Although the County's investment in its capital assets is reported net of related debt, it should be noted that the resources needed to repay this debt must be provided from other sources, since the capital assets themselves cannot be used to liquidate these liabilities.

The following table reflects the condensed statement of County net assets:

Hamilton County, Indiana, Net Assets		
	Governmental Activities	
Decription	2006	2005
Current and Other Assets	\$ 148,280	\$ 130,361
Capital Assets	777,333	770,604
Total Assets	925,613	900,965
Long-term liabilities outstanding	162,526	142,933
Other liabilities	25,163	20,988
Total Liabilities	187,689	163,921
Net Assets		
Invested in capital assets, net of related debt	616,426	617,341
Restricted	94,267	82,722
Unrestricted	27,231	36,981
Total Net Assets	\$ 737,924	\$ 737,044

An additional portion of the County's net assets, \$94,267 (13% percent), represents resources that are subject to external restrictions on how they may be used. The remaining balance of unrestricted net assets may be used to meet the government's ongoing obligations to citizens and creditors.

At the end of the current fiscal year, the County is able to report a positive balance in net assets. The same situation held true for the prior fiscal year.

Governmental Activities

The following table provides a comparative summary of changes in net assets for the County.

Hamilton County – Changes in Net Assets

Description	Governmental Activities	
	2006	2005
Revenues:		
Program Revenues:		
Charges for Services	\$ 14,609	\$ 14,502
Operating Grants and Contributions	18,721	18,991
Capital Grants and Contributions	12,309	12,214
General Revenues:		
Taxes:		
Property	45,298	42,910
Income	32,566	33,799
Other	3,216	1,781
Other	12,208	6,144
Total Revenues	138,927	130,341
Expenses:		
General	78,228	38,938
Public Safety	20,730	21,600
Highways/Streets	22,555	12,434
Health and Welfare	5,280	5,149
Culture and Recreation	3,120	3,476
Interest Expense	7,478	4,273
Total Expenses	137,391	85,870
Change in net assets	1,536	44,471
Net assets - beginning of the year	737,044	692,573
Restatements	(656)	-
Net assets beginning of the year restated	736,388	692,573
Net Assets at December 31	\$ 737,924	\$ 737,044

The County’s net assets from governmental activities increased by \$1,536 or .21% in 2006. A portion of this increase was directly attributable to \$11,079 in storm water drainage infrastructure, most of which was constructed and contributed by developers in 2006. Notable changes in governmental activities revenues and expenditures in 2006 compared to 2005 included the following:

- Property and other taxes increased \$2,590. The increase in property tax revenues related mainly to existing debt service levy requirements and additional tax increment revenue captured by the County. Other tax revenues increased in part due to the new food and beverage tax established late in 2005, which collected \$1.9 million in 2006.
- Other revenues increased \$6,064 primarily due to the \$4,401 increase in investment earnings generated by higher short term investment rates in 2006.
- General expenditures increased \$38,701 due in large part to the annexation of County roads, by local Cities and Towns. The road infrastructure valued at approximately

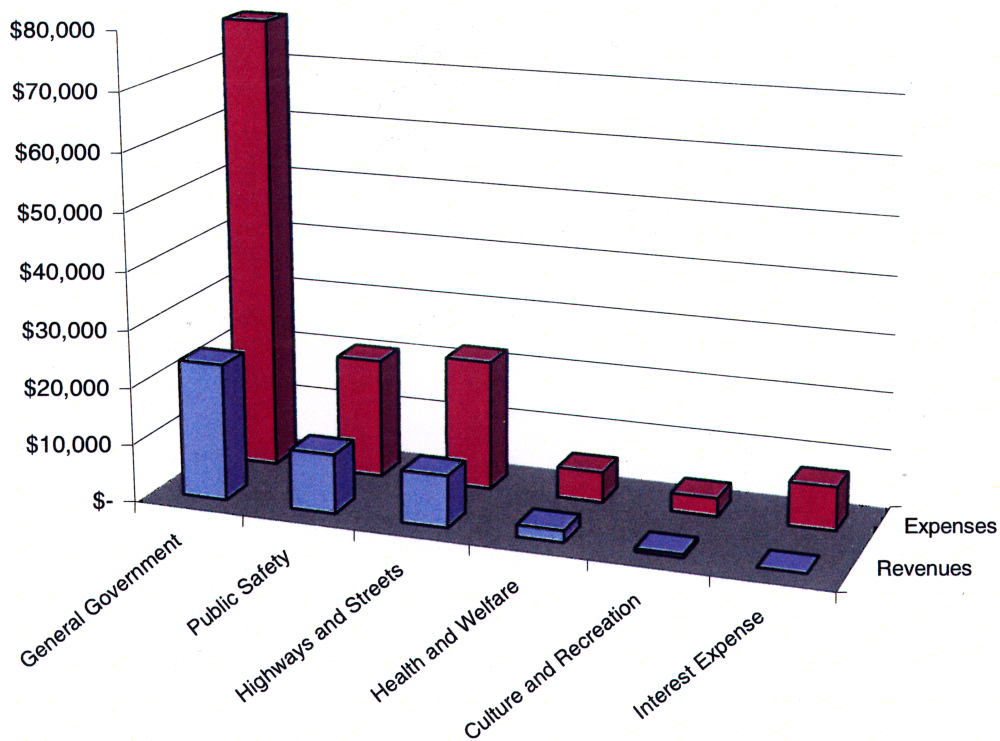
\$36,040 was reported as loss on disposal. The County also had increases in salaries and benefit costs due to the expansion of the existing Juvenile Service Center.

- Highway/Street expenditures increased \$10,121 mainly due to bond funded roadway expenditures in the Thomson Economic Development area. These completed road infrastructures will be assets of the City of Carmel which has annexed this area. Since the roads will not be capital assets of the County they are reported as expenditures in the government wide statements.
- Interest expense increased \$3,205 primarily due to interest payments that began in 2006 for three new bonds issued in 2005.

The County's overall cash and cash equivalents plus investments position, \$136,683 remained very strong in the current economic environment, which posed so many challenges in the local government arena. The County's property tax rate decreased from 0.2403 per \$100 of assessed value in 2005 to 0.2365 per \$100 of assessed value in 2006.

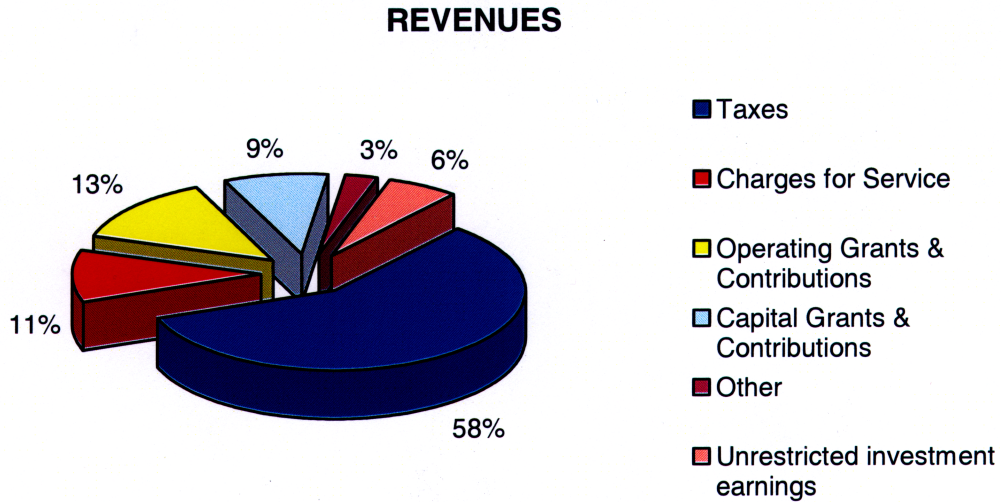
The following displays the Expenses and Program Revenues of the County's governmental activities:

Program Revenue and Expenses – Governmental Activities



Taxes, as in prior years, were the County's major source of revenue supporting its activities, primarily in the area of public safety, health and welfare and general government. Other sources of revenue consisted primarily of unrestricted investment earnings and miscellaneous revenue.

The following displays the Revenues by Source of the County's governmental activities:



Financial Analysis of the Government's Funds

As noted earlier, the County uses fund accounting to ensure and demonstrate compliance with finance-related legal requirements.

Governmental funds. The focus of the County's governmental funds is to provide information on near-term inflows, outflows, and balances of spendable resources. Such information is useful in assessing the County's financial requirements. In particular, unreserved fund balance may serve as a useful measure of a government's net resources available for spending at the end of the fiscal year. As of the end of the current fiscal year, the County's governmental funds reported combined ending fund balances of \$131,071, an increase of \$15,329 in comparison with the prior year. Approximately, 81% of this total amount \$106,612 constitutes unreserved fund balance, which is available for spending at the government's discretion. The remainder of fund balance is reserved to indicate that it is not available for new spending because it has already been committed to debt service (\$15,973) and endowments (\$28). In addition, \$8,457 was reserved for encumbrances.

The general fund is the chief operating fund of the County. At the end of the current fiscal year, unreserved fund balance of the general fund was \$21,876 while total fund balance totaled \$24,645. As a measure of the general fund's liquidity, it may be useful to compare both unreserved fund balance and total fund balance to total expenditures of \$51,628, excluding transfers. Unreserved fund balance represents 42% of total general fund expenditures, while total fund balance represents 48% of that same amount.

The fund balance of the County general fund increased by \$5,628 during the current fiscal year. Key factors in this increase are as follows:

- Revenues exceeded expenditures by \$5,753, excluding other financing sources and uses. Expenditures and Revenues increased by \$6,673 and \$3,912, respectively from 2005 to 2006.
- Major revenue increases included property and other taxes up \$4.8 million and other revenues up \$1.8 million. Property tax increased due to growth in the County's tax base. Other revenues

increased mainly due to interest earnings generated by higher short term investment rates in 2006.

The County also has three other governmental funds which it considers major funds. These are the highway county option income tax fund, the redevelopment commission capital projects fund and the 146th street right of way fund.

The fund balance of the County highway county option income tax fund decreased \$2,945 during the current fiscal year. The reasons for this decrease are as follows:

- Revenues are from county option income tax not used in the general fund and expenditures in 2006 were related to engineering and other upfront costs on the 146th Street extension project.
- Transfers out of \$4 million to pay debt service on County's outstanding COIT bonds were also made in 2006.

The fund balance of the redevelopment commission capital project fund increased by \$1,788 during the current fiscal year. Primary reasons for this are as follows:

- Other financing sources and uses generated a net increase of \$14,973. This was primarily due to bond proceeds from the tax increment bonds issued for projects in the Thomson Electronics Economic Development Area and \$15,606 transfers in from the redevelopment commission debt service fund. This transfer represents net bond proceeds available for roadway projects benefiting the Clay Township Economic Development Area.
- The increase noted above was offset by project expenditures for roadway infrastructure in the Thomson Electronics Economic Development Area.

The fund balance of the 146th Street Right of Way fund increased by \$76 during the current fiscal year due to capital expenditures to improve 146th Street which were offset by reimbursements from the City of Noblesville.

General Fund Budgetary Highlights

Differences between the original budget and the final budget, included a \$10,538 decrease in appropriations. The most significant change related to capital outlay for general government. Approximately \$16 million in capital outlay was budgeted however it was unappropriated before the final budget was approved. The County uses this general fund budget category each year to ensure that the budget meets the State requirements for successfully receiving an appeal to the maximum levy limitations. This decrease was offset by an increase in the budget related to other services and charges in general government and public safety. This \$5,107 combined increase was due to the juvenile detention center and community service center opening in 2006.

During the year on a budgetary basis, revenues exceeded expenditures, excluding other financing sources, by \$4,647. Other financing sources provided net transfers out of (\$124) for a total general fund increase on a budgetary basis of \$4,523.

Capital Asset and Debt Administration

Capital assets. The County's investment in capital assets for its governmental activities as of December 31, 2006 amounts to \$777,333 (net of accumulated depreciation). This investment in capital assets includes, land, buildings, improvements, machinery and equipment and infrastructure.

Major capital asset events during the current fiscal year included the following:

- Infrastructure improvements totaling \$11,312 were added in 2006. The majority of these additions (\$11,078) consisted of storm water drainage infrastructure constructed by developers in new subdivisions and deeded to the County in 2006.
- Construction in progress expenditures totaling \$17,788 during 2006 related mainly to the new juvenile detention center (\$7,874) and bridge work (\$5,758). The bridge projects under

construction include two large scale replacements, the Fall Creek Road bridge crossing at Geist Reservoir and the Olio Road over Geist Reservoir.

- Infrastructure reported under the modified approach had additions of \$12,056. The majority of this increase, 70%, was right of ways and road construction for the 146th Street Extension project. The increase was offset by a decrease of \$36,040 due to roadways annexed by municipalities during 2006.

The following table displays the County's capital assets.

Hamilton County, Indiana, Capital Assets

Description	Governmental-Type Activities	
	2006	2005
Land	\$ 20,033	\$ 19,618
Construction in Progress	58,136	40,348
Buildings	88,112	82,893
Improvements	6,392	6,384
Infrastructure	634,311	647,083
Machinery and Equipment	19,007	19,140
 Total Capital Assets	 825,991	 815,466
Accumulated Depreciation	(48,658)	(44,862)
 Net Assets	 \$ 777,333	 \$ 770,604

Hamilton County has elected under GASB Statement #34 to use the modified approach for its bridge and road networks. Under the modified approach, the assets are not depreciated. Instead the County maintains an up to date inventory of all bridges and roads within the network and performs condition assessments. The County uses the Federal Highway's Administration's Bridge Inspection Standards (NBIS) Bridge Sufficiency Rating System for rating bridges and the Pavement Surface Evaluation and Rating (PASER) system for rating roads.

Bridge Condition Standards – The county's policy is to maintain a weighted average of 80 NBIS Sufficiency Rating, no more than 5% of total bridge deck areas perform below a sufficiency rating of 50 and no more than 1% of the total bridge deck areas perform below a sufficiency rating of 20. It is the County's policy to perform a bridge network condition assessment every two years. The most recent assessment in 2005, indicated that the County's bridge network exceeded its minimum condition standard with an 88.51 weighted NBIS Sufficiency Rating, only 0.41% of the network bridge deck scoring below a sufficiency rating of 50 and only 0.09% of the total network bridge deck area fell below a sufficiency rating of 20.

Prior to 2005, the bridge network was in very good condition, but the 2005 condition evaluation has proven to be the best year on record for the bridge network. The overall weighted sufficiency rating for the network improved 1.12% compared to the last bi-annual assessment in 2003. The percentage of bridge deck area receiving a sufficiency rating of 50 or lower also improved from .85% of the network in 2003 to .41% of the network in 2005. The bridge network improved upon the percentage of bridge deck area receiving a sufficiency rating of 20 or lower from .15% in 2003 to .09% in 2005. The trend of bi-annual improvement has been evident since the inception of the Bridge Inventory Report in 1991.

Annual cost budgeted for bridge maintenance was set at \$4,106 for 2006. Actual bridge maintenance expenditures in 2006 were \$3,911, resulting in a difference of \$195. The annual cost estimated for the 2006 bridge preservation budget was \$1,143 and the actual cost spent on preservation was \$958.

Road Condition Standards – The County’s policy is to maintain a minimum weighted average of 6.5 PASER rating for the entire road inventory. The most recent assessment prepared in 2006 found that the county’s road network exceeded its minimum standard with a 7.13 overall weighted PASER rating.

The overall weighted PASER rating for the entire road network in 2005 was 7.07 compared to 7.13 for 2006. The slight increase of .06 can be attributed to ongoing maintenance activities on older rural roads in the County.

Annual cost budgeted for road maintenance and preservation (excluding any capitalized costs) was approximately \$500 for 2006. Actual expenditures were \$450, consistent with the budget. Additional information on the County’s capital assets can be found in Note II. B. on pages 38-40 of this report.

Long-term debt. At the end of the current fiscal year, the County had total long-term debt related liabilities outstanding of \$174,450. Of this amount, \$112,402 comprises general obligation debt and \$48,505 relates to tax increment financing debt.

The remainder of the County’s debt of \$1,943 represents its obligation for compensated absences.

The following table reflects the County’s long-term debt:

Hamilton County, Indiana, Long-term debt

Description	Governmental-Type Activities	
	2006	2005
General Obligation Bonds	\$ 112,402	\$ 122,700
TIF Bonds	48,505	30,563
Sub-Total	160,907	153,263
Notes Payable	11,600	-
Compensated absences	1,943	748
Sub-Total	174,450	154,011
Less:		
Short term portion	(11,924)	(11,078)
Total long-term debt	\$ 162,526	\$ 142,933

The County’s total long-term debt increased by \$19,593 during the current fiscal year. Debt increases during the year related to the two new bond issues listed below. Decreases were due to the scheduled repayment of principal. The following is a summary of the bonds issued during 2006:

- The County issued \$11,600 of COIT Bond Anticipation Notes to provide interim financing for the purpose of funding land acquisitions and infrastructure improvements in the vicinity of 146th Street between State Road 37 and I-69.
- The Hamilton County Redevelopment District Tax Increment Revenue Bonds of 2006 in the amount of \$19,080 to fund the construction of road improvements benefiting the Thomson Consumer Electronics Economic Development Area.

- The Hamilton County Redevelopment District Tax Increment Revenue Bonds of 2006 in the amount of \$500 to fund the construction of road improvements benefiting the 96th Street-U.S. 421 Economic Development Area.

The County maintains an “AA-” rating from Standard & Poor’s and an “Aa3” rating from Moody’s Investor Service for underlying general obligation debt. Both ratings indicate high quality and strong capacity to pay the County’s bonds.

Additional information of the County’s long-term debt can be found in Note II. G. pages 42-46 in Notes to the Financial Statements of this report.

Economic Factors and Next Year’s Budget and Rates

- The 2007 tax rates for the County, decreased slightly from 0.2365 per \$100 in assessed value in 2006 to .2191 per \$100 in assessed value in 2007.
- To ensure sufficient revenues to serve the growing population, the County must continue to submit appeals to the State Department of Local Government Finance to allow it to raise additional property tax revenues over the standard increase of approximately 3.9% allowed all units. For 2007, those appeals related to juvenile detention center operations, court operations and general growth based upon the three year average assessed value increases. In total, these requests will allow the County to levy an additional \$3.2 million, most of which will cover additional operating costs of the newly expanded juvenile detention center.
- Renovation and construction is anticipated to begin late 2007 to expand the existing Community Corrections facilities. The County expects to issue \$43 million in building corporation bonds to fund this project. Once it is complete, provisions will need to be made to fully fund staffing and operations of new facilities. Much of these costs should be funded with user fees assessed detainees and work release program participants.

All of the above factors were considered in preparing the County’s budget for the 2007 fiscal year.

Request for Information

This financial report is designed to provide a general overview of the County’s finances for all those with an interest in the government’s finances. Questions concerning any of the information provided in this report or requests for additional financial information should be addressed to the Hamilton County Auditor, 33 North Ninth Street, Suite L21, Noblesville, Indiana 46060-2200.

BASIC FINANCIAL STATEMENTS

HAMILTON COUNTY
STATEMENT OF NET ASSETS
December 31, 2006

	Primary Government	Component Unit
<u>Assets</u>	Governmental Activities	Riverview Hospital
Cash and cash equivalents	\$ 135,283,014	\$ 2,308,962
Investments	1,399,827	1,107,162
Receivables:		
Interest	13,852	-
Taxes	4,368,791	-
Accounts	920,254	28,886,766
Special assessments	447,334	-
Intergovernmental	2,815,280	-
Other	10,161	150,000
Inventories	-	2,242,409
Prepays	120,318	-
Other current assets	-	3,142,233
Assets limited as to use	-	40,189,551
Other assets	-	3,483,094
Deferred debits	2,044,634	-
Capital assets:		
Land and construction in progress	78,168,499	15,766,156
Other capital assets not depreciated (infrastructure)	540,773,350	-
Other capital assets, net of depreciation	158,391,306	76,470,533
Net pension asset	856,396	-
Total assets	925,613,016	173,746,866

The notes to the financial statements are an integral part of this statement.

Continued on next page

HAMILTON COUNTY
STATEMENT OF NET ASSETS
December 31, 2006
(Continued)

	Primary Government	Component Unit
<u>Liabilities</u>	Governmental Activities	Riverview Hospital
Accounts payable	6,932,445	4,806,693
Accrued payroll and withholdings payable	1,267,496	7,361,591
Accrued interest payable	3,388,444	-
Contracts payable	1,646,463	-
Matured unpaid bonds and coupons	4,451	-
Estimated third party settlement	-	10,970
Other current payables	-	1,786,087
Noncurrent liabilities:		
Due within one year:		
General obligation bonds	9,500,000	-
TIF bonds	870,000	-
Revenue bonds	-	1,855,000
Compensated absences	1,554,450	-
Capital lease obligations	-	181,869
Due in more than one year:		
General obligation bonds (net of discounts or premiums)	102,902,391	-
TIF bonds (net of discounts or premiums)	47,634,503	-
Revenue bonds (net of discounts or premiums)	-	57,710,000
Capital lease obligations	-	97,774
Compensated absences	388,612	-
Bond anticipation notes	11,600,000	-
	187,689,255	73,809,984
Total liabilities	187,689,255	73,809,984
<u>Net Assets</u>		
Invested in capital assets, net of related debt	616,426,261	32,392,046
Restricted for:		
Public safety	4,187,497	-
Highways and streets	6,832,552	-
Health and welfare	9,741,392	-
Culture and recreation	1,290,602	-
Capital projects	47,883,627	-
Debt service	15,972,843	5,502,862
Endowments - nonexpendable	28,476	-
Wards of the County	24,223	-
Donor restrictions	-	188,549
Property reassessment	2,238,841	-
Drain Maintenance	6,066,769	-
Unrestricted	27,230,678	61,853,425
Total net assets	\$ 737,923,761	\$ 99,936,882

The notes to the financial statements are an integral part of this statement.

HAMILTON COUNTY
STATEMENT OF ACTIVITIES
For The Year Ended December 31, 2006

Functions/Programs	Expenses	Program Revenues			Net (Expense) Revenue and Changes in Net Assets	
		Charges for Services	Operating Grants and Contributions	Capital Grants and Contributions	Primary	Component
					Governmental Activities	Unit Riverview Hospital
Primary government:						
Governmental activities:						
General government	\$ 78,228,327	\$ 5,772,715	\$ 6,886,829	\$ 11,078,700	\$ (54,490,083)	\$ -
Public safety	20,730,240	7,163,620	3,129,883	-	(10,436,737)	-
Highways and streets	22,554,847	137,480	7,625,202	1,230,683	(13,561,482)	-
Health and welfare	5,279,507	1,181,456	851,595	-	(3,246,456)	-
Culture and recreation	3,120,330	353,909	227,049	-	(2,539,372)	-
Interest on long-term debt	7,478,008	-	-	-	(7,478,008)	-
Total primary government	\$ 137,391,259	\$ 14,609,180	\$ 18,720,558	\$ 12,309,383	(91,752,138)	-
Component units:						
Riverview Hospital	\$ 122,927,204	\$ 128,303,583	\$ -	\$ -	-	5,376,379
General revenues:						
Taxes:						
Property taxes					45,297,573	-
Income taxes					32,565,870	-
Other					3,216,489	-
Unrestricted investment earnings					8,622,501	3,345,633
Reimbursements					3,055,265	-
Other					530,609	-
Total general revenues					93,288,307	3,345,633
Change in net assets					1,536,169	8,722,012
Net assets - beginning as previously stated					737,043,812	91,214,870
Prior period adjustment (see Note III.H)					(656,220)	-
Net assets - restated					736,387,592	91,214,870
Net assets - ending					\$ 737,923,761	\$ 99,936,882

The notes to the financial statements are an integral part of this statement.

HAMILTON COUNTY
BALANCE SHEET
GOVERNMENTAL FUNDS
December 31, 2006

<u>Assets</u>	<u>General</u>	<u>Highway County Option Income Tax</u>	<u>Redevelopment Commission Capital Projects</u>	<u>146th Street Right of Way</u>	<u>Other Governmental Funds</u>	<u>Totals</u>
Cash and cash equivalents	\$ 24,303,230	\$ 2,801,043	\$ 17,430,981	\$ 162,037	\$ 88,378,760	\$ 133,076,051
Investments	-	-	-	-	30,135	30,135
Receivables:						
Taxes	2,703,527	694,705	-	-	970,559	4,368,791
Accounts	13,914	-	-	-	906,340	920,254
Special assessments	-	-	-	-	447,334	447,334
Intergovernmental	463,355	-	-	-	2,351,925	2,815,280
Interfund receivable:						
Interfund receivables	95,412	-	-	-	208,105	303,517
Total assets	<u>\$ 27,579,438</u>	<u>\$ 3,495,748</u>	<u>\$ 17,430,981</u>	<u>\$ 162,037</u>	<u>\$ 93,293,158</u>	<u>\$ 141,961,362</u>
 <u>Liabilities and Fund Balances</u>						
Liabilities:						
Accounts payable	\$ 710,448	\$ 1,551,158	\$ 1,958,303	\$ -	\$ 1,761,472	\$ 5,981,381
Accrued payroll and withholdings payable	1,022,049	-	-	-	245,447	1,267,496
Contracts payable	264,363	16,400	650,914	-	714,786	1,646,463
Interfund payable:						
Interfund payable	-	-	-	95,412	208,105	303,517
Unavailable revenue	931,803	-	-	-	745,442	1,677,245
Matured unpaid bonds and coupons	-	-	-	-	4,451	4,451
Compensated absences	6,014	-	-	-	4,149	10,163
Total liabilities	<u>2,934,677</u>	<u>1,567,558</u>	<u>2,609,217</u>	<u>95,412</u>	<u>3,683,852</u>	<u>10,890,716</u>
Fund balances:						
Reserved for:						
Encumbrances	2,768,446	1,081,842	43,895	-	4,563,291	8,457,474
Debt services	-	-	-	-	15,972,843	15,972,843
Endowment - nonexpendable	-	-	-	-	28,476	28,476
Unreserved, reported in:						
General fund	21,876,315	-	-	-	-	21,876,315
Special revenue funds	-	846,348	-	-	39,239,539	40,085,887
Capital projects funds	-	-	14,777,869	66,625	29,805,157	44,649,651
Total fund balances	<u>24,644,761</u>	<u>1,928,190</u>	<u>14,821,764</u>	<u>66,625</u>	<u>89,609,306</u>	<u>131,070,646</u>
Total liabilities and fund balances	<u>\$ 27,579,438</u>	<u>\$ 3,495,748</u>	<u>\$ 17,430,981</u>	<u>\$ 162,037</u>	<u>\$ 93,293,158</u>	<u>\$ 141,961,362</u>

The notes to the financial statements are an integral part of this statement.

HAMILTON COUNTY
RECONCILIATION OF THE BALANCE SHEET OF GOVERNMENTAL FUNDS
TO THE STATEMENT OF NET ASSETS
December 31, 2006

Fund balance - governmental funds	\$	\$ 131,070,646
Amounts reported for governmental activities in the statement of net assets are different because:		
Capital assets used in governmental activities are not financial resources and, therefore, are not reported in the funds:		
Land and construction in progress	78,168,499	
Capital assets not depreciated	540,773,350	
Other capital assets, net of depreciation	<u>158,391,306</u>	777,333,155
Prepays are not current financial resources and, therefore, are not reported in the funds.		120,318
Net pension assets are amounts prepaid and are not current financial resources, therefore, are not reported in the funds.		856,396
Deferred charges are not current financial resources and, therefore, are not reported in the funds.		2,044,634
Unavailable revenues are not available to pay current liabilities and, therefore, are not reported as liabilities in the Statement of Net Assets.		1,677,245
Internal service funds are used by management to charge the costs of insurance to general and highway funds. The assets and liabilities of the Internal Service Fund are included in governmental activities in the Statement of Net Assets.		2,649,604
Compensated absences are not due and payable in the current period and, therefore, are not reported in the funds.		(1,932,899)
Accrued interest on bonds payable is not due and payable in the current period and, therefore, is not reported in the funds.		(3,388,444)
Long-term liabilities, including bonds payable, are not due and payable in the current period and, therefore, are not reported in the funds:		
General obligation bonds	(112,402,391)	
Tax increment financing bonds	(48,504,503)	
Note payable - bond anticipation note	<u>(11,600,000)</u>	<u>(172,506,894)</u>
Net assets of governmental activities		<u>\$ 737,923,761</u>

The notes to the financial statements are an integral part of this statement.

HAMILTON COUNTY
STATEMENT OF REVENUES, EXPENDITURES, AND CHANGES IN FUND BALANCES
GOVERNMENTAL FUNDS
For The Year Ended December 31, 2006

	General	Highway County Option Income Tax	Redevelopment Commission Capital Projects	146th Street Right of Way	Other Governmental Funds	Total Governmental Funds
Revenues:						
Taxes:						
Property	\$ 21,475,688	\$ -	\$ 866,750	\$ -	\$ 22,574,937	\$ 44,917,375
Income	20,156,838	5,902,044	-	-	6,506,988	32,565,870
Other	1,906,701	-	-	-	1,309,788	3,216,489
Special assessments	-	-	-	-	1,884,473	1,884,473
Licenses and permits	-	-	-	-	270,880	270,880
Intergovernmental	4,236,795	-	-	-	15,181,547	19,418,342
Charges for services	2,643,675	-	-	-	6,990,118	9,633,793
Fines and forfeits	659,588	-	-	-	1,340,258	1,999,846
Other:						
Interest revenue	5,751,295	-	1,079,105	-	1,792,101	8,622,501
Sale of property	-	-	-	-	401,758	401,758
Reimbursements	517,606	-	-	2,004,588	283,071	2,805,265
Other	32,568	250,000	-	-	96,283	378,851
Total revenues	57,380,754	6,152,044	1,945,855	2,004,588	58,632,202	126,115,443
Expenditures:						
Current:						
General government	29,598,798	-	4,443,899	-	3,967,656	38,010,353
Public safety	11,413,485	-	-	-	7,828,066	19,241,551
Highways and streets	-	4,887,902	10,609,837	1,928,243	4,562,902	21,988,884
Health and welfare	462,777	-	-	-	4,808,696	5,271,473
Culture and recreation	-	-	-	-	2,334,293	2,334,293
Debt service:						
Principal	-	-	-	-	12,060,000	12,060,000
Interest	-	-	-	-	6,236,620	6,236,620
Bond issuance costs	-	-	77,423	-	292,300	369,723
Capital outlay:						
General government	5,645,959	-	-	-	7,566,008	13,211,967
Public safety	4,506,699	-	-	-	8,269,029	12,775,728
Highways and streets	-	196,400	-	-	8,789,750	8,986,150
Culture and recreation	-	-	-	-	1,713,842	1,713,842
Total expenditures	51,627,718	5,084,302	15,131,159	1,928,243	68,429,162	142,200,584
Excess (deficiency) of revenues over (under) expenditures	5,753,036	1,067,742	(13,185,304)	76,345	(9,796,960)	(16,085,141)
Other financing sources (uses):						
Transfers in	540,981	-	15,606,535	-	12,721,850	28,869,366
Transfers out	(665,726)	(4,012,318)	(633,151)	-	(23,558,171)	(28,869,366)
Bond issuance	-	-	-	-	31,180,000	31,180,000
Bond premium(discount)	-	-	-	-	(158,247)	(158,247)
Total other financing sources and uses	(124,745)	(4,012,318)	14,973,384	-	20,185,432	31,021,753
Net change in fund balances	5,628,291	(2,944,576)	1,788,080	76,345	10,388,472	14,936,612
Fund balances - beginning as previously stated	19,016,470	4,872,766	13,033,684	(9,720)	78,828,612	115,741,812
Prior period adjustment (see Note III.H)	-	-	-	-	392,222	392,222
Fund balances - restated	19,016,470	4,872,766	13,033,684	(9,720)	79,220,834	116,134,034
Fund balances - ending	\$ 24,644,761	\$ 1,928,190	\$ 14,821,764	\$ 66,625	\$ 89,609,306	\$ 131,070,646

The notes to the financial statements are an integral part of this statement.

HAMILTON COUNTY
RECONCILIATION OF THE STATEMENT OF REVENUES,
EXPENDITURES, AND CHANGES IN FUND BALANCES OF GOVERNMENTAL FUNDS
TO THE STATEMENT OF ACTIVITIES
For The Year Ended December 31, 2006

Amounts reported for governmental activities in the Statement of Activities are different because:

Net change in fund balances - total governmental funds (Statement of Revenues, Expenditures and Changes in Fund Balances)	\$	\$ 14,936,612
---	----	---------------

Governmental funds report capital outlays as expenditures. However, in the Statement of Activities the cost of those assets is allocated over their estimated useful lives and reported as depreciation expense. This is the amount by which capital outlays exceeded depreciation in the current period:

Capital outlays	36,687,687	
Depreciation expense	<u>(5,062,656)</u>	31,625,031

Revenues in the Statement of Activities that do not provide current financial resources are not reported as revenues in the funds:

Infrastructure contributed by developers		12,309,383
--	--	------------

Only the loss on the disposal of capital assets is reported in the Statement of Activities, however in governmental funds, the proceeds from the disposal increase financial resources. Thus the change in net assets differs from the fund balance by the cost of the capital assets disposed of:

Cost of assets disposed of	(38,471,835)	
Accumulated depreciation on disposed assets	<u>1,266,727</u>	(37,205,108)

The issuance of long-term debt (e.g. bonds, leases) provides current financial resources to governmental funds, while the repayment of the principal of long-term debt consumes the current financial resources of governmental funds. Neither transaction, however, has any effect on net assets. Also, governmental funds report the effect of issuance costs, premiums, discounts and similar items when debt is first issued, whereas these amounts are deferred and amortized in the Statement of Net Activities. This amount is the net effect of these differences in the treatment of long-term debt and related items:

Bonds issued	(31,180,000)	
Bond premium/discount	158,247	
Principal payments	12,060,000	
Bond issue costs	369,723	
Amortization of bond discount	(282,251)	
Amortization of bond issue costs	<u>(292,314)</u>	(19,166,595)

Revenues in the Statement of Activities that do not provide current financial resources are not reported as revenues in the funds.

Unavailable revenue		380,198
---------------------	--	---------

Compensated absences reported in the Statement of Activities that do not require the use of current financial resources are not reported as expenditures in the governmental funds.

(136,065)

Prepays amortized in the Statement of Activities require the use of current financial resources and, therefore, are reported as expenditures in governmental funds when paid.

16,424

Accrued interest reported in the Statement of Activities does not require the use of current financial resources and, therefore, are not reported as expenditures in governmental funds.

(1,241,388)

Negative net pension obligations are considered prepaid expenses of the general government and, therefore, are not reported as current expenditures in the funds.

(104,727)

Internal service funds are used by management to charge the costs of certain activities to individual funds. The net revenue (expense) of the internal service funds is reported with governmental activities.

122,404

Change in net assets of governmental activities (Statement of Activities)

\$ 1,536,169

The notes to the financial statements are an integral part of this statement.

HAMILTON COUNTY
STATEMENT OF NET ASSETS
PROPRIETARY FUND
December 31, 2006

<u>Assets</u>	<u>Internal Service Fund</u>
Current assets:	
Cash and cash equivalents	\$ 2,206,963
Investments	1,369,692
Receivables:	
Interest	13,852
Other	<u>10,161</u>
Total assets	<u>3,600,668</u>
<u>Liabilities</u>	
Current liabilities:	
Accounts payable	<u>951,064</u>
Total liabilities	<u>951,064</u>
<u>Net Assets</u>	
Unrestricted	<u>2,649,604</u>
Total net assets	<u>\$ 2,649,604</u>

The notes to the financial statements are an integral part of this statement.

HAMILTON COUNTY
 STATEMENT OF REVENUES, EXPENSES AND
 CHANGES IN FUND NET ASSETS
 PROPRIETARY FUND
 For The Year Ended December 31, 2006

	<u>Internal Service Fund</u>
Operating revenues:	
Charges for services	\$ 9,200,850
Miscellaneous	<u>942,630</u>
Total current assets	<u>10,143,480</u>
Operating expenses:	
Insurance claims and expenses	10,178,937
Administrative expenses	<u>9,074</u>
Total operating expenses	<u>10,188,011</u>
Operating income	(44,531)
Nonoperating revenues (expenses):	
Interest and investment revenue	<u>166,935</u>
Change in net assets	122,404
Total net assets - beginning	<u>2,527,200</u>
Total net assets - ending	<u>\$ 2,649,604</u>

The notes to the financial statements are an integral part of this statement.

HAMILTON COUNTY
STATEMENT OF CASH FLOWS
PROPRIETARY FUND
For The Year Ended December 31, 2006

	<u>Internal Service Fund</u>
Cash flows from operating activities:	
Receipts from interfund services provided	\$ 10,133,319
Payments for interfund services used	<u>(10,244,674)</u>
Net cash used by operating activities	<u>(111,355)</u>
Cash flows from investing activities:	
Proceeds from sales and maturities of investments	322,358
Purchase of investments	(674,961)
Interest received	<u>155,932</u>
Net cash used by investing activities	<u>(196,671)</u>
Net increase in cash and cash equivalents	(308,026)
Cash and cash equivalents, January 1	<u>2,514,989</u>
Cash and cash equivalents, December 31	<u>\$ 2,206,963</u>
Reconciliation of operating loss to net cash provided by operating activities:	
Operating loss	\$ (44,531)
Adjustments to reconcile operating loss to net cash used by operating activities:	
Increase in assets:	
Accounts receivable - other	(10,161)
Increase in liabilities:	
Unpaid claims payable	<u>(56,663)</u>
Total adjustments	<u>(66,824)</u>
Net cash used by operating activities	<u>\$ (111,355)</u>

The notes to the financial statements are an integral part of this statement.

HAMILTON COUNTY
STATEMENT OF FIDUCIARY NET ASSETS
FIDUCIARY FUNDS
December 31, 2006

<u>Assets</u>	Pension Trust Funds	Agency Funds
Cash and cash equivalents	\$ 998,728	\$ 13,212,032
Receivables:		
Taxes	-	16,473,054
Intergovernmental	-	4,805,582
Interest	46,217	-
Total receivables	<u>46,217</u>	<u>21,278,636</u>
Investments at fair value:		
U.S. Government securities	4,188,668	-
Corporate bonds and notes	2,093,161	-
Corporate equity instruments	7,506,851	-
Total investments	<u>13,788,680</u>	<u>-</u>
Total assets	<u>14,833,625</u>	<u>\$ 34,490,668</u>
<u>Liabilities</u>		
Trust payable	-	\$ 33,088,568
State fees payable	-	1,402,100
Total liabilities	<u>-</u>	<u>\$ 34,490,668</u>
<u>Net Assets</u>		
Held in trust for:		
Employees' pension benefits	<u>14,833,625</u>	
Total net assets	<u>\$ 14,833,625</u>	

The notes to the financial statements are an integral part of this statement.

HAMILTON COUNTY
STATEMENT OF CHANGES IN FIDUCIARY NET ASSETS
FIDUCIARY FUNDS
For The Year Ended December 31, 2006

<u>Additions</u>	<u>Pension Trust Funds</u>
Contributions:	
Employer	\$ 872,965
Investment income:	
Net decrease in fair value of investments	918,763
Interest	<u>605,225</u>
Total investment income	<u>1,523,988</u>
Total additions	<u>2,396,953</u>
<u>Deductions</u>	
Benefits	327,282
Administrative expense	<u>86,959</u>
Total deductions	<u>414,241</u>
Changes in net assets	1,982,712
Net assets - beginning	<u>12,850,913</u>
Net assets - ending	<u>\$ 14,833,625</u>

The notes to the financial statements are an integral part of this statement.

(This page intentionally left blank.)

NOTES TO FINANCIAL STATEMENTS

HAMILTON COUNTY
NOTES TO FINANCIAL STATEMENTS

I. Summary of Significant Accounting Policies

A. Reporting Entity

Hamilton County (primary government) was established under the laws of the State of Indiana. The primary government operates under a council-commissioner form of government and provides the following services: public safety (police and fire), highways and streets, health, welfare and social services, culture and recreation, public improvements, planning and zoning, and general administrative services.

The accompanying financial statements present the activities of the primary government and its significant component units. The component units discussed below are included in the primary government's reporting entity because of the significance of their operational or financial relationships with the primary government. Blended component units, although legally separate entities, are in substance part of the government's operations and exist solely to provide services for the government; data from these units is combined with data of the primary government. Discretely presented component units are involved in activities of an operational nature independent from the government; their transactions are reported in a separate column in the government-wide financial statements to emphasize that it is legally separate from the government.

Blended Component Units

The Hamilton County Public Building Corporation (Building Corporation) is a significant blended component unit of the County. The Building Corporation finances, constructs, and leases local public improvements to the primary government. The primary government appoints a voting majority of the Building Corporation's board and a financial benefit/burden relationship exists between the County and the Building Corporation. Although it is legally separate from the primary government, the Building Corporation is reported as if it were a part of the primary government because it provides services entirely or almost entirely to the primary government and is not involved in the operation/maintenance of these assets/infrastructure.

Complete financial statements of the component unit can be obtained from the administrative office:

Hamilton County Public Building Corporation
694 Logan Street
Noblesville, Indiana, 46060

The Hamilton County Solid Waste District (Solid Waste District) is a significant blended component unit of the County. The Solid Waste District operates a household hazardous waste facility and educates the public on recycling programs in Hamilton County. The primary government appoints a voting majority of the Solid Waste District's board and a financial benefit/burden relationship exists between the County and the Solid Waste District. Although it is legally separate from the County, the Solid Waste District is reported as if it were a part of the County because it provides services entirely or almost entirely to the County.

Complete financial statements of the component unit can be obtained from the administrative office:

Hamilton County Solid Waste District
33 North 9th Street, Suite L21
Noblesville, Indiana, 46060

HAMILTON COUNTY
NOTES TO FINANCIAL STATEMENTS
(Continued)

Discretely Presented Component Units

Riverview Hospital is a significant discretely presented component unit of the County. Riverview Hospital, a proprietary fund type, provides healthcare services to the residents of Hamilton County. The primary government appoints a voting majority of the Hospital's board and a financial benefit/burden relationship exists between the County and the Hospital.

Complete financial statements of the component unit can be obtained from the administrative office:

Riverview Hospital
395 Westfield Road
Noblesville, Indiana, 46060

Jointly Governed Organization

The Town of Fishers and the City of Noblesville jointly own, on an equal basis, a certain railroad right-of-way obtained from a railroad company extending approximately 37 miles from the City of Tipton, Indiana, to near downtown City of Indianapolis, Indiana. The Town of Fishers and the City of Noblesville created the Hoosier Heritage Port Authority (Port Authority) for the purpose of protecting and preserving the existence of real property, contained within the railroad's right-of-way, as a single parcel of real estate in perpetuity for such uses as may benefit the citizens of Noblesville and Fishers, including, but not necessarily limited to, recreational, transportation and tourism purposes. Subsequently, Hamilton County joined in with the Town of Fishers and the City of Noblesville to become part of the Port Authority. The Port Authority's board consists of six members with two appointed by the Town Council of Fishers, two appointed by the Mayor of the City of Noblesville, and two appointed by the County Commissioners of Hamilton County. The Town of Fishers, the City of Noblesville and Hamilton County do not have any obligations for or any interests in Port Authority matters.

B. Government-Wide and Fund Financial Statements

Government-wide financial statements (i.e., the Statement of Net Assets and the Statement of Changes in Net Assets) report information on all of the nonfiduciary activities of the primary government. For the most part, the effect of interfund activity has been removed from these statements. Governmental activities, which normally are supported by taxes and intergovernmental revenues, are reported separately from business-type activities, which rely to a significant extent on fees and charges for support. Likewise, the primary government is reported separately from certain legally separate component units for which the primary government is financially accountable.

The Statement of Activities demonstrates the degree to which direct expenses of a given function or segments are offset by program revenues. Direct expenses are clearly identifiable with a specific function or segment. Program revenues include (1) charges to customers or applicants who purchase, use or directly benefit from goods, services or privileges provided by a given function or segment and (2) grants and contributions that are restricted to meeting the operational or capital requirements of a particular function or segment. Taxes and other items not properly included among program revenues are reported instead as general revenues.

Separate financial statements are provided for governmental funds, proprietary funds and fiduciary funds, even though the latter are excluded from the government-wide financial statements. Major individual governmental funds and major individual enterprise funds are reported as separate columns in the fund financial statements.

HAMILTON COUNTY
NOTES TO FINANCIAL STATEMENTS
(Continued)

C. Measurement Focus, Basis of Accounting and Financial Statement Presentation

The government-wide financial statements are reported using the economic resources measurement focus and the accrual basis of accounting as are the proprietary fund and fiduciary fund financial statements. Agency funds, however, do not have a measurement focus, but they use the accrual basis of accounting to recognize receivables and payables. Revenues are recorded when earned and expenses are recorded when a liability is incurred, regardless of the timing of the related cash flows. Property taxes are recognized in the year for which they are levied. Grants and similar items are recognized as revenue as soon as all eligibility requirements imposed by the provider have been met.

Governmental fund financial statements are reported using the current financial resources measurement focus and the modified accrual basis of accounting. Revenues are recognized as soon as they are both measurable and available. Revenues are considered to be available when they are collectible within the current period or soon enough thereafter to pay liabilities of the current period. For this purpose, the primary government considers revenues to be available if they are collected within 60 days of the end of the current fiscal period. Expenditures generally are recorded when a liability is incurred, as under accrual accounting. However, debt service expenditures, as well as expenditures related to compensated absences, claims and judgments, are recorded only when payment is due.

Property taxes, franchise taxes, licenses and permits, and interest associated with the current fiscal period are all considered to be susceptible to accrual and have been recognized as revenues of the current fiscal period. Only the portion of special assessments receivable due within the current fiscal period is considered to be susceptible to accrual as revenue of the current period. All other revenue items are considered to be measurable and available only when the primary government receives cash.

The primary government reports the following major governmental funds:

The general fund is the primary operating fund. It accounts for all financial resources of the general government, except those required to be accounted for in another fund.

The highway county option income tax fund is a special revenue fund. It accounts for the county option income tax revenues earmarked for the repairs of county roads.

The redevelopment commission capital projects fund is a capital projects fund. It accounts for the capital activities of the Hamilton County Redevelopment Commission (a blended component unit.) It accounts for the proceeds of tax increment financing bonds issued in 2006. The proceeds will be used to construct infrastructure.

146th Street right of way - To account for expenditures related to the reconstruction of 146th Street. Financing is provided by interfund loan proceeds.

Additionally, the primary government reports the following fund types:

Special revenue funds are used to account for specific revenues that are legally restricted to expenditures for a particular purpose.

Debt service funds are used to account for the accumulation for, and the payment of, general long-term debt principal and interest.

Capital projects funds are used to account for the acquisition or construction of major capital additions.

HAMILTON COUNTY
NOTES TO FINANCIAL STATEMENTS
(Continued)

The internal service fund accounts for the collection and payment to an insurance third party administrator for the County's employees health and life insurance programs provided to other departments on a cost-reimbursement basis.

The pension trust funds account for the activities of the sheriff's pension trust and the sheriff's benefit pension funds which accumulate resources for pension benefit payments.

Agency funds account for assets held by the primary government as an agent for various individuals and organizations. Twenty-five agency funds are maintained by the County, the majority of which account for the collection and distribution of various taxes and fees.

As a general rule, the effect of interfund activity has been eliminated from the government-wide financial statements. Elimination of these charges would distort the direct costs and program revenues reported for the various functions concerned.

Amounts reported as program revenues include (1) charges to customers or applicants for goods, services or privileges provided, (2) operating grants and contributions, and (3) capital grants and contributions, including special assessments. Internally dedicated resources are reported as general revenues rather than as program revenues. Likewise, general revenues include all taxes.

Proprietary funds distinguish operating revenues from nonoperating items. Operating revenues and expenses generally result from providing services and producing and delivering goods in connection with a proprietary fund's principal ongoing operations. The principal operating revenues of the enterprise funds are charges to customers for sales and services. Operating expenses for enterprise funds and internal service funds include the cost of sales and services, administrative expenses, and depreciation on capital assets. All revenues and expenses not meeting this definition are reported as nonoperating revenues and expenses.

When both restricted and unrestricted resources are available for use, it is the primary government's policy to use restricted resources first, then unrestricted resources as they are needed.

D. Assets, Liabilities and Net Assets or Equity

1. Deposits and Investments

The County's cash and cash equivalents are considered to be cash on hand, demand deposits and short-term investments with original maturities of three months or less from the date of acquisition.

State statute (IC 5-13-9) authorizes the primary government invest in securities including, but not limited to, federal government securities, repurchase agreements, and certain money market mutual funds. Certain other statutory restrictions apply to all investments made by local governmental units.

Nonparticipating certificates of deposit, demand deposits and similar nonparticipating negotiable instruments that are not reported as cash and cash equivalents are reported as investments at cost.

Debt securities are reported at fair value. Debt securities are defined as securities backed by the full faith and credit of the United States Treasury or fully insured or guaranteed by the United States or any United States government agency.

Investment income, including changes in the fair value of investments, is reported as revenue in the operating statement.

HAMILTON COUNTY
NOTES TO FINANCIAL STATEMENTS
(Continued)

2. Interfund Transactions and Balances

Activity between funds that are representative of lending/borrowing arrangements outstanding at the end of the fiscal year are referred to as "interfund receivables/payables" (i.e., the current and noncurrent portion of interfund loans). All other outstanding balances between funds are reported as "interfund services provided/used." Any residual balances outstanding between the governmental activities and business-type activities are reported in the government-wide financial statements as "internal balances."

3. Property Taxes

Property taxes levied are collected by the County Treasurer and are distributed to the primary government in June and in December. State statute (IC 6-1.1-17-16) requires the Indiana Department of Local Government Finance to establish property tax rates and levies by February 15. These rates were based upon the preceding year's March 1 (lien date) assessed valuations adjusted for various tax credits. Taxable property is assessed at 100% of the true tax value (determined in accordance with rules and regulations adopted by the Indiana Department of Local Government Finance). Taxes may be paid in two equal installments that become delinquent if not paid by May 10 and November 10, respectively. All property taxes collected by the County Treasurer and available for distribution were distributed to the primary government prior to December 31 of the year collected. Delinquent property taxes outstanding at year end for governmental proprietary funds are recorded as a receivable with an offset to deferred revenue since the amounts are not considered available.

4. Inventories and Prepaid Items

All inventories are valued at cost using the first in/first out (FIFO) method. Inventories of governmental funds are recorded as expenditures when consumed rather than when purchased.

Certain payments to vendors reflect costs applicable to future accounting periods and are recorded as prepaid items in both government-wide and fund financial statements.

5. Capital Assets

Capital assets, which include property, plant, equipment and infrastructure assets (e.g., roads, bridges, sidewalks and similar items), are reported in the applicable governmental or business-type activities column in the government-wide financial statements.

Capital assets are reported at actual or estimated historical cost based on appraisals or deflated current replacement cost. Contributed or donated assets are reported at estimated fair value at the time received.

Capitalization thresholds (the dollar values above which asset acquisitions are added to the capital asset accounts), depreciation methods and estimated useful lives of capital assets reported in the government-wide statements and proprietary funds are as follows:

HAMILTON COUNTY
NOTES TO FINANCIAL STATEMENTS
(Continued)

	Capitalization Threshold	Depreciation Method	Estimated Useful Life
Land	\$ 5,000	NA	NA
Buildings and improvements	5,000	Straight-line	25-60 years
Improvements other than buildings	5,000	Straight-line	10-50 years
Machinery and equipment	5,000	Straight-line	4-15 years
Infrastructure:			
Roads and bridges	5,000	NA	NA
Drainage	5,000	Straight-line	20-60 years

NA = Not applicable

The arterial subsystem of the road network is reported using the modified approach. Accordingly, depreciation is not reported for this subsystem and all expenditures, except for additions and improvements made for the subsystem, are expensed.

The County elected to use the modified approach for its bridge and road networks. Under the modified approach, the County has determined that the condition level for infrastructure assets to be maintained is:

- A minimum weighted average PASER rating of 6.5 for the entire road inventory.
- A weighted average National Bridge Inspection Sufficiency (NBIS) rating of 80 for the entire bridge network.
- No more than 5% of total bridge deck areas perform below a sufficiency rating of 50.
- No more than 1% of total bridge deck areas perform below a sufficiency rating of 20.

The Highway Department is responsible for determining the appropriate condition level of the infrastructure assets. No amounts are capitalized in connection with improvements that lengthen the lives of such assets, unless the improvements also increase their service potential. The County maintains an inventory of these infrastructure assets and performs periodic condition assessments to establish that the predetermined condition level is being maintained. Condition assessments are determined on an annual basis for interstates and roads. Sufficiency ratings are determined on a biennial basis for all bridges. Condition ratings for the Parks and Recreation equipment are assessed on an annual basis. The County makes annual estimates of the amounts that must be expended to preserve and maintain these infrastructure assets at the predetermined condition levels.

For depreciated assets, the cost of normal maintenance and repairs that do not add to the value of the asset or materially extend asset lives are not capitalized.

6. Compensated Absences

- a. Sick Leave – County employees earn sick leave at rates from 3 days to 5 days per year based upon the number of years of service. Unused sick leave may be accumulated to a maximum of 60 days. Accumulated sick leave is paid to employees.
- b. Vacation Leave – County employees earn vacation leave at rates from 10 days to 20 days per year based upon the number of years of service. Accumulated vacation leave is paid to employees through cash payments upon termination.

HAMILTON COUNTY
NOTES TO FINANCIAL STATEMENTS
(Continued)

- c. Personal Leave – County employees earn personal leave at the rate of 2 days per year. Personal leave does not accumulate from year to year.

Vacation and sick leave is accrued when incurred in the government-wide statements and is reported as a liability in the statement of net assets. A liability for these amounts is reported in governmental funds only if they have matured, for example, as a result of employee resignations and retirements. Compensated absences for governmental activities typically have been liquidated from the general fund and the motor vehicle highway fund.

7. Long-Term Obligations

In the government-wide financial statements and proprietary fund types in the fund financial statements, long-term debt and other long-term obligations are reported as liabilities in the applicable governmental activities, business-type activities or proprietary fund type statement of net assets. Bond premiums and discounts are deferred and amortized over the life of the bonds using the straight-line method. Bonds payable are reported net of the applicable bond premium or discount. Bond issuance costs are reported as deferred charges and amortized over the term of the related debt.

In the fund financial statements, governmental fund types recognize bond premiums and discounts, as well as bond issuance costs, during the current period. The face amount of debt issued is reported as other financing sources. Premiums received on debt issuance are reported as other financing sources while discounts on debt issuances are reported as other financing uses. Issuance costs, whether or not withheld from actual debt proceeds received, are reported as debt service expenditures.

8. Fund Equity

In the fund financial statements, governmental funds report reservations of fund balance for amounts that are not available for appropriation or are legally restricted by outside parties for use for a specific purpose. Designations of fund balance represent tentative management plans that are subject to change.

II. Detailed Notes on All Funds

A. Deposits and Investments – Primary Government and Discretely Presented Component Unit

1. Deposits

Custodial credit risk is the risk that in the event of a bank failure, the County's deposits may not be returned to it. Indiana Code 5-13-8-1 allows a political subdivision of the State of Indiana to deposit public funds in a financial institution only if the financial institution is a depository eligible to receive state funds and has a principal office or branch that qualifies to receive public funds of the political subdivision. The bank balances were insured by the Federal Deposit Insurance Corporation or the public Deposit Insurance Fund, which covers all public funds held in approved depositories.

HAMILTON COUNTY
NOTES TO FINANCIAL STATEMENTS
(Continued)

2. Investments

Authorization for investment activity is stated in Indiana Code 5-13. The Sheriff's Merit Board has established an investment policy for the Sheriff's Retirement and Benefit Pension Plan. This investment policy outlines parameters for investment activity for the Pension Plans. As of December 31, 2006, the County and the Sheriff's Pension Plans had the following investments:

Investment Type	Fair Value	Primary Government		
		Investment Maturities (in Years)		
		Less Than 1	1-2	More Than 2
Governmental activities:				
U.S. Treasuries and Securities	\$ 1,091,009	\$ 402,929	\$ 366,829	\$ 321,251
U.S. Agencies	148,688	148,688	-	-
Mutual Funds	129,995	129,995	-	-
Sheriff's Pension Plan:				
Mutual Funds	621,921	621,921	-	-
Corporate Stock	6,814,140	6,814,140	-	-
Government Sponsored Enterprises	3,761,776	2,726,887	1,034,889	-
U.S. Treasuries and Securities	426,892	366,134	60,758	-
Corporate Bonds	2,093,161	1,888,755	198,591	5,815
Foreign Equities	70,790	70,790	-	-
Totals	\$ 15,158,372	\$ 13,170,239	\$ 1,661,067	\$ 327,066

Investment Type	Fair Value	Investment Maturities (in Years)		
		Less Than 6	6-10	More Than 10
Discretely presented				
Component Unit:				
Mutual Funds	\$ 14,363,916	\$ 14,363,916	\$ -	\$ -
Corporate Stock	1,896,394	1,896,394	-	-
U.S. Treasuries and Securities	2,526,830	2,051,271	153,392	322,167
Certificates of Deposit	15,983,160	15,983,160	-	-
Corporate Bonds	153,410	34,823	38,663	79,924
Totals	\$ 34,923,710	\$ 34,329,564	\$ 192,055	\$ 402,091

Investment Policies

Indiana Code 5-13-9 authorizes the County and its discretely presented component unit to invest in securities backed by the full faith and credit of the United States Treasury or fully guaranteed by the United States of America and issued by the United States Treasury, a federal agency, a federal instrumentality, or a federal government sponsored enterprise. Indiana Code also authorizes the unit to invest in securities fully guaranteed and issued by a federal agency, a federal instrumentality or a federal government sponsored enterprise. These investments are required by statute to have a stated final maturity of not more than two years.

HAMILTON COUNTY
NOTES TO FINANCIAL STATEMENTS
(Continued)

Indiana Code also provides for investment in money market mutual funds that are in the form of securities of, or interest in, an open-end, no-load, management-type investment company or investment trust registered under the provision of the federal Investment Company Act of 1940, as amended. Investments in money market mutual funds may not exceed 50% of the funds held by the County and available for investment.

The portfolio of an investment company or investment trust used must be limited to direct obligations of the United States of America, obligations issued by a federal agency, a federal instrumentality, or a federal government sponsored enterprise; or repurchase agreements fully collateralized by direct obligations of the United States of America or obligations issued by a federal agency, a federal instrumentality, or a federal government sponsored enterprise. The form of securities of, or interest in, an investment company or investment trust must be rated as AAA, or its equivalent by Standard and Poor's Corporation or its successor or Aaa, or its equivalent, by Moody's Investors Service, Inc., or its successor. The form of securities in an investment company or investment trust should have a stated final maturity of one day.

Additionally, the County may enter into repurchase agreements with depositories designated by the State Board of Finance as depositories for state deposits involving the County's purchase and guaranteed resale of any interest-bearing obligations issued or fully insured or guaranteed by the United States of America, a United States of America government agency, an instrumentality of the United States of America, or a federal government sponsored enterprise. The repurchase agreement is considered to have a stated final maturity of one day. This agreement must be fully collateralized by interest-bearing obligations as determined by their current fair value.

The Sheriff's Pension Plan is not subject to the same investment laws as the County. The Sheriff's Merit Board adopted a formal investment policy for the Sheriff's Pension Plan on June 28, 2005. Authorized investments include mutual funds, corporate stocks and bonds, foreign equities, U.S. Treasury Securities and investments in Government Sponsored Entities.

Investment Custodial Credit Risk

The custodial credit risk for investments is the risk that, in the event of the failure of the counterparty to a transaction, a government will not be able to recover the value of investment or collateral securities that are in the possession of an outside party. The County and its discretely presented component unit do not have a formal investment policy for custodial credit risk for investments. The Sheriff's Pension Plan does not have a formal investment policy for custodial credit risk for investments. At December 31, 2006, the County held investments in U.S. Treasury Securities, U.S. Agencies and mutual funds in the amount of \$1,369,692. All of these investments were held by the counterparty's trust department or agent. At December 31, 2006, the Sheriff's Pension Plan held investments in U.S. Treasury Securities, U.S. Government Sponsored Agencies, mutual funds, corporate stocks and bonds, and foreign equities in the amount of \$13,788,680. All of these investments were held by the counterparty's trust department or agent. At December 31, 2006, Riverview Hospital (discretely presented component unit) held investments in U.S. Treasuries, mutual funds, certificates of deposit, corporate stocks and bonds in the amount of \$34,923,710. All of these investments were held in the hospital's name by custodial banks that are agents of the hospital.

HAMILTON COUNTY
NOTES TO FINANCIAL STATEMENTS
(Continued)

Interest Rate Risk

Interest rate risk is the risk that changes in interest rates will adversely affect the fair value of an investment. The County and its discretely presented component unit must follow state statute and limit the stated final maturities of the investments to no more than 2 years. The Sheriff's Merit Board for the Sheriff's Pension Plan manages interest rate risk by authorizing investments with stated final maturities of less than 20 years.

Credit Risk

Credit risk is the risk that an issuer or other counterparty to an investment will not fulfill its obligations. The distribution of securities with credit ratings is summarized below:

Standard and Poor's Rating	Moody's Rating	County's Investments		
		Mutual Funds	Government Sponsored Enterprise	U.S. Treasuries and Securities
AAA	Aaa	\$ -	\$ 148,688	\$ 1,091,009
Unrated	Unrated	129,995	-	-
Totals		<u>\$ 129,995</u>	<u>\$ 148,688</u>	<u>\$ 1,091,009</u>

Standard and Poor's Rating	Moody's Rating	Sheriff's Pension Plans' Investments				
		Mutual Funds	Corporate Bonds	Corporate Stocks	Government Sponsored Enterprise	U.S. Treasuries And Securities
AAA	Aaa	\$ -	\$ 195,160	\$ 48,737	\$ 3,564,964	\$ 426,892
AA	Aa	-	-	158,020	-	-
A	A	-	1,816,077	3,654,003	196,812	-
BBB	Baa	-	81,924	-	-	-
BB	Ba	-	-	18,328	-	-
B	B	-	-	3,005,842	-	-
Unrated	Unrated	621,921	-	-	-	-
Totals		<u>\$ 621,921</u>	<u>\$ 2,093,161</u>	<u>\$ 6,884,930</u>	<u>\$ 3,761,776</u>	<u>\$ 426,892</u>

Concentration of Credit Risk

Concentration of credit risk is the risk of loss attributed to the magnitude of a government's investment in a single issuer. The County and its discretely presented component unit do not have a policy in regards to concentration of credit risk. United States of America government and United States of America governmental agency securities are exempt from this policy requirement. The Sheriff's Merit Board has adopted a policy for the concentration of credit risk. No more than 5% of the Pension's investments are to be invested in any one issuing corporation at the time of purchase; nor are more than 20% of the Pension's investments to be invested in any one industry at the time of purchase.

HAMILTON COUNTY
NOTES TO FINANCIAL STATEMENTS
(Continued)

Foreign Currency Risk

The County and its discretely presented component unit do not have a formal policy in regards to foreign currency risk. The Sheriff's Pension Plan does not have a formal policy in regards to foreign currency risk. The Sheriff's Pension Plan is exposed to foreign currency risk from its investment in Tim Horton Inc., BP PLC and Royal Dutch Shell. The foreign currency related to these investments is the Canadian dollar for Tim Horton Inc., and the euro for BP PLC and Royal Dutch Shell. The investments have a fair value of \$177,626. The Sheriff's Merit Board has not established an investment policy for foreign currency risk. The Pension Plan's investment in foreign currency is 2.6% of total investments of the Plan.

B. Capital Assets

Capital asset activity for the year ended December 31, 2006, was as follows:

<u>Primary Government</u>	<u>Beginning Balance</u>	<u>Increases</u>	<u>Decreases</u>	<u>Ending Balance</u>
Governmental activities:				
Capital assets, not being depreciated:				
Land	\$ 19,617,706	\$ 440,000	\$ 25,000	\$ 20,032,706
Infrastructure accounted for using the modified approach	564,757,331	12,056,426	36,040,407	540,773,350
Construction in progress	<u>40,347,737</u>	<u>17,788,056</u>	<u>-</u>	<u>58,135,793</u>
Total capital assets, not being depreciated	<u>624,722,774</u>	<u>30,284,482</u>	<u>36,065,407</u>	<u>618,941,849</u>
Capital assets, being depreciated:				
Buildings	82,892,809	5,549,103	329,516	88,112,396
Improvements other than buildings	6,384,134	367,617	360,000	6,391,751
Machinery and equipment	19,140,397	1,483,504	1,616,640	19,007,261
Infrastructure being depreciated	<u>82,326,089</u>	<u>11,312,364</u>	<u>100,272</u>	<u>93,538,181</u>
Totals	<u>190,743,429</u>	<u>18,712,588</u>	<u>2,406,428</u>	<u>207,049,589</u>
Less accumulated depreciation for:				
Buildings	20,064,997	1,615,455	126,132	21,554,320
Improvements other than buildings	1,470,988	222,259	155,150	1,538,097
Machinery and equipment	11,436,543	1,706,718	980,126	12,163,135
Infrastructure being depreciated	<u>11,889,826</u>	<u>1,518,224</u>	<u>5,319</u>	<u>13,402,731</u>
Totals	<u>44,862,354</u>	<u>5,062,656</u>	<u>1,266,727</u>	<u>48,658,283</u>
Total capital assets, being depreciated, net	<u>145,881,075</u>	<u>13,649,932</u>	<u>1,139,701</u>	<u>158,391,306</u>
Total governmental activities capital assets, net	<u>\$ 770,603,849</u>	<u>\$ 43,934,414</u>	<u>\$ 37,205,108</u>	<u>\$ 777,333,155</u>

Depreciation expense was charged to functions/programs of the primary government as follows:

HAMILTON COUNTY
NOTES TO FINANCIAL STATEMENTS
(Continued)

Governmental activities:	
General government	\$ 2,690,306
Public safety	1,410,525
Highways and streets, including depreciation of general infrastructure assets	410,884
Health and welfare	8,034
Culture and recreation	<u>542,907</u>
 Total depreciation expense - governmental activities	 <u><u>\$ 5,062,656</u></u>

C. Construction Commitments

Construction work in progress is composed of the following:

Project	Total Project Authorized	Expended to December 31, 2006	Committed	Required Future Funding
Juvenile Detention Center	\$ 30,460,000	\$ 26,953,700	\$ 3,506,300	\$ -
Road Network	12,897,623	9,362,361	3,535,262	-
Bridge Network	22,545,000	17,313,033	5,231,967	-
146th Street Joint Road	11,400,000	2,763,021	8,636,979	-
Superior Court 6 Buildout	288,570	233,997	54,573	-
Community Corrections	38,205,741	853,325	37,352,416	-
Airport	<u>1,312,711</u>	<u>656,356</u>	<u>656,355</u>	<u>-</u>
 Totals	 <u><u>\$ 117,109,645</u></u>	 <u><u>\$ 58,135,793</u></u>	 <u><u>\$ 58,973,852</u></u>	 <u><u>\$ -</u></u>

D. Capital Assets – Discretely Presented Component Unit

	Beginning Balance	Increases	Decreases	Ending Balance
Capital assets, not being depreciated:				
Land	\$ 981,151	\$ 3,500,559	\$ -	\$ 4,481,710
Construction in progress	<u>14,876,708</u>	<u>9,545,775</u>	<u>13,138,037</u>	<u>11,284,446</u>
 Total capital assets, not being depreciated	 <u>15,857,859</u>	 <u>13,046,334</u>	 <u>13,138,037</u>	 <u>15,766,156</u>
Capital assets, being depreciated:				
Buildings	57,853,744	11,839,150	-	69,692,894
Improvements other than buildings	1,497,537	224,667	-	1,722,204
Machinery and equipment	<u>83,072,340</u>	<u>5,322,218</u>	<u>-</u>	<u>88,394,558</u>
 Totals	 <u>142,423,621</u>	 <u>17,386,035</u>	 <u>-</u>	 <u>159,809,656</u>

HAMILTON COUNTY
NOTES TO FINANCIAL STATEMENTS
(Continued)

	Beginning Balance	Increases	Decreases	Ending Balance
Capital assets, being depreciated (continued):				
Less accumulated depreciation for:				
Buildings	20,880,832	1,638,276	-	22,519,108
Improvements other than buildings	1,015,948	43,498	-	1,059,446
Machinery and equipment	53,182,808	6,577,761	-	59,760,569
 Totals	<u>75,079,588</u>	<u>8,259,535</u>	<u>-</u>	<u>83,339,123</u>
 Total capital assets, being depreciated, net	<u>67,344,033</u>	<u>9,126,500</u>	<u>-</u>	<u>76,470,533</u>
 Total business-type activities capital assets, net	<u>\$ 83,201,892</u>	<u>\$ 22,172,834</u>	<u>\$ 13,138,037</u>	<u>\$ 92,236,689</u>

E. Interfund Balances and Activity

1. Interfund Receivables and Payables

The composition of interfund balances as of December 31, 2006, is as follows:

Due To	146th Street Right of Way	Nonmajor Governmental
General	\$ 95,412	\$ -
Nonmajor Governmental	<u>-</u>	<u>208,105</u>
 Totals	<u>\$ 95,412</u>	<u>\$ 208,105</u>

Interfund balances resulted from the time lag between the dates that (1) Interfund loans are repaid, (2) transactions are recorded in the accounting system and (3) payments between funds are made.

2. Interfund Transfers

Interfund transfers at December 31, 2006, were as follows:

Transfer From	Transfer To			Total
	General Fund	Redevelopment Commission Capital Projects	Nonmajor Governmental	
General Fund	\$ -	\$ -	\$ 665,726	\$ 665,726
Redevelopment Commission Capital Projects	-	-	633,151	633,151
Nonmajor Governmental	<u>540,981</u>	<u>15,606,535</u>	<u>11,422,973</u>	<u>27,570,489</u>
 Totals	<u>\$ 540,981</u>	<u>\$ 15,606,535</u>	<u>\$ 12,721,850</u>	<u>\$ 28,869,366</u>

HAMILTON COUNTY
NOTES TO FINANCIAL STATEMENTS
(Continued)

The primary government typically uses transfers to fund ongoing operating subsidies and to transfer the portion of state-shared revenues from the general fund to the debt service fund for current-year debt service requirements.

F. Leases – Discretely Presented Component Unit

1. Operating Leases - Lessee

The component unit has entered into various noncancelable operating leases having initial or remaining noncancelable terms exceeding one year for equipment and facilities. Rental expenditures for these leases were \$2,957,197. The following is a schedule by years of future minimum rental payments as of December 31, 2006:

2007	\$ 1,740,941
2008	1,700,684
2009	1,534,373
2010	1,364,087
2011	1,247,249
2012-2016	5,314,124
2017-2021	5,307,744
2022-2026	<u>3,279,888</u>
 Total	 <u>\$ 21,489,090</u>

2. Operating Leases – Lessor

The component unit leases space to tenants under operating leases with terms of one to ten years. Total rental income for all operating leases was \$593,273. The following is a schedule by years of future minimum rental payments as of December 31, 2006:

2007	\$ 333,082
2008	222,772
2009	193,375
2010	98,063
2011	58,445
2012-2013	<u>82,796</u>
 Total	 <u>\$ 988,533</u>

3. Capital Leases

The component unit has entered into various capital leases for equipment. Future minimum lease payments and present values of the net minimum lease payments under these capital leases as of December 31, 2006, are as follows:

HAMILTON COUNTY
NOTES TO FINANCIAL STATEMENTS
(Continued)

2007	\$	193,796
2008		95,431
2009		<u>10,582</u>
Total minimum lease payments		299,809
Less amount representing interest		<u>20,166</u>
Present value of net minimum lease payments		<u><u>\$ 279,643</u></u>

Assets acquired through capital leases still in effect are machinery and equipment of \$1,564,435.

G. Long-Term Liabilities

1. General Obligation Bonds

The County issues general obligation bonds to provide funds for the acquisition and construction of major capital facilities. General obligation bonds are direct obligations and pledge the full faith and credit of the County.

General obligation bonds currently outstanding at year end are as follows:

Purpose	Interest Rate	Amount
Governmental activities:		
1997 Highway Bonds - Series A	4.80% to 5.10%	\$ 4,680,000
1997 Highway Bonds - Series B	4.80% to 4.90%	325,000
1998 County Option Income Tax Bonds	4.70% to 5.00%	955,000
2002 Park and Recreation Bonds	2.50% to 5.00%	4,330,000
2002 E911 Bonds	3.00%	2,120,000
2002 Animal Control Bonds	3.125% to 5.00%	2,170,000
2004 Multi Purpose Bonds	2.00% to 2.50%	1,210,000
2004 Park and Recreation Bonds	2.00% to 2.50%	385,000
2002 Building Authority Refunding Bonds	3.30% to 5.00%	18,910,000
1990 Building Authority Lease Rental Bonds	6.025% to 6.25%	4,210,000
1992 Building Authority First Mortgage Bonds	6.025% to 6.25%	432,202
2004 Juvenile Detention Bonds	4.60% to 5.00%	30,460,000
2005 County Option Income Refunding Bonds	4.00% to 5.25%	<u>43,500,000</u>
Subtotal		113,687,202
Net amortized discount/premium		2,916,622
Unamortized deferral of loss on bond refunding		<u>(4,201,433)</u>
Total general obligation bonds, net		<u><u>\$ 112,402,391</u></u>

HAMILTON COUNTY
NOTES TO FINANCIAL STATEMENTS
(Continued)

Annual debt service requirements to maturity for general obligation bonds are as follows:

Year Ended December 31	Governmental Activities	
	Principal	Interest
2007	\$ 9,500,000	\$ 5,119,872
2008	10,030,000	4,745,497
2009	9,160,000	4,364,979
2010	9,075,000	4,007,703
2011	8,850,000	5,446,495
2012-2016	33,717,202	14,035,914
2017-2021	23,205,000	5,278,137
2022-2026	10,150,000	1,280,500
Totals	\$ 113,687,202	\$ 44,279,097

2. Tax Increment Financing (TIF) Bonds

The County issues bonds to be paid by income derived from the acquired or constructed assets. TIF bonds outstanding at year end are as follows:

Purpose	Interest Rates	Amount
Governmental activities:		
1995 Exit Ten	3.95% to 6.50%	\$ 2,310,000
2002 146th Street	3.20% to 5.35%	4,195,000
2003 Clay Terrace	2.15% to 5.50%	9,830,000
2005 Thomson	2.90% to 5.00%	5,510,000
2005 Village Park	3.25% to 5.00%	7,255,000
2006 96th Street/US 421	3.85%	500,000
2006 Thomson	3.75 to 5.10%	19,080,000
Subtotal		48,680,000
Net unamortized discount/premium		(175,497)
Total TIF bonds, net		\$ 48,504,503

HAMILTON COUNTY
NOTES TO FINANCIAL STATEMENTS
(Continued)

TIF bonds debt service requirements to maturity are as follows:

Year Ended December 31	Governmental Activities	
	Principal	Interest
2007	\$ 870,000	\$ 2,294,946
2008	905,000	2,266,040
2009	1,185,000	2,223,653
2010	2,000,000	2,163,468
2011	1,560,000	2,098,542
2012-2016	11,205,000	9,395,357
2017-2021	11,640,000	6,522,619
2022-2026	12,115,000	3,298,529
2027-2031	<u>7,200,000</u>	<u>946,065</u>
Totals	<u>\$ 48,680,000</u>	<u>\$ 31,209,219</u>

3. Notes Payable

Bond Anticipation Note

The County issued Bond Anticipation Notes (BAN) July 14, 2006, for the County's portion of the construction of 146th Street in an inter-local agreement with the City of Noblesville. The BAN's are backed by a financing agreement that ensures their long-term character. The agreement's amortization schedule of repayments has the BAN's to be repaid in three years. The County is to receive reimbursements from the State of Indiana from federal highway monies.

Year Ended December 31	Governmental Activities	
	Principal	Interest
2007	\$ -	\$ 469,719
2008	<u>11,600,000</u>	<u>493,000</u>
Totals	<u>\$ 11,600,000</u>	<u>\$ 962,719</u>

4. Changes in Long-Term Liabilities

Long-term liability activity for the year ended December 31, 2006, was as follows:

HAMILTON COUNTY
NOTES TO FINANCIAL STATEMENTS
(Continued)

<u>Primary Government</u>	<u>Beginning Balance</u>	<u>Additions</u>	<u>Reductions</u>	<u>Ending Balance</u>	<u>Due Within One Year</u>
Governmental activities:					
Bonds payable:					
General obligation	\$ 124,262,202	\$ -	\$ 10,575,000	\$ 113,687,202	\$ 9,500,000
TIF	30,585,000	19,580,000	1,485,000	48,680,000	870,000
Total bonds payable	154,847,202	19,580,000	12,060,000	162,367,202	10,370,000
Notes Payable (BAN's)	-	11,600,000	-	11,600,000	-
Compensated absences	1,796,834	1,977,732	1,831,504	1,943,062	1,554,450
Total governmental activities long-term liabilities	\$ 156,644,036	\$ 33,157,732	\$ 13,891,504	\$ 175,910,264	\$ 11,924,450

The compensated absences are generally liquidated by the general and motor vehicle highway funds.

5. Revenue Bonds Payable – Discretely Presented Component Unit

The component unit, proprietary fund type, also issues bonds whereby the government pledges income derived from the acquired or constructed assets to pay debt service. Revenue bonds outstanding at December 31, 2006, are as follows:

Revenue bonds debt service requirements to maturity are as follows:

<u>Year Ended December 31</u>	<u>Discretely Presented Component Unit</u>	
	<u>Principal</u>	<u>Interest</u>
2007	\$ 1,855,000	\$ 2,983,820
2008	2,020,000	2,922,075
2009	2,095,000	2,854,475
2010	1,865,000	2,781,765
2011	1,625,000	2,727,055
2012-2016	8,910,000	12,766,856
2017-2021	10,625,000	11,187,250
2022-2026	12,760,000	8,780,650
2027-2031	16,610,000	4,968,994
2032-2036	1,200,000	432,000
Totals	\$ 59,565,000	\$ 52,404,940

HAMILTON COUNTY
NOTES TO FINANCIAL STATEMENTS
(Continued)

6. Changes in Long-Term Liabilities – Discretely Presented Component Unit

Long-term liability activity for the year ended December 31, 2006, was as follows:

Discretely Presented Component Units	Beginning Balance	Additions	Reductions	Ending Balance	Due Within One Year
Revenue bonds payable	\$ 61,370,000	\$ -	\$ 1,805,000	\$ 59,565,000	\$ 1,855,000
Capital lease obligations	<u>610,428</u>	<u>-</u>	<u>330,785</u>	<u>279,643</u>	<u>181,869</u>
Long-term liabilities	<u>\$ 61,980,428</u>	<u>\$ -</u>	<u>\$ 2,135,785</u>	<u>\$ 59,844,643</u>	<u>\$ 2,036,869</u>

H. Prior Period Adjustment

Restatements and Reclassifications

For the year ended December 31, 2006, certain changes have been made to the financial statements to more appropriately reflect financial activity of the primary government. The method of computing compensated absences was not consistently applied to all departments resulting in the understating of compensated absences. This restatement only affects the beginning balance of the Statement of Net Assets. A nonmajor special revenue fund was excluded from the prior report in error. This restatement affects the beginning balance of the Statement of Net Assets and the beginning fund balance of the Balance Sheet for the Governmental Funds. The following schedule presents a summary of restated beginning balances:

	Statement of Net Assets	Nonmajor Special Revenue Funds
Net assets/fund balance as of January 1, 2006, as previously reported	<u>\$ 737,043,812</u>	<u>\$ 40,706,119</u>
Amounts reported for governmental activities in the Statement of Net Assets and the governmental funds in the Balance Sheet - governmental funds are different because:		
Understatement of compensated absences	(1,048,442)	-
Nonmajor special revenue fund omitted from prior report	<u>392,222</u>	<u>392,222</u>
Total net restatement	<u>(656,220)</u>	<u>392,222</u>
Net assets/fund balance as of January 1, 2006, as restated	<u>\$ 736,387,592</u>	<u>\$ 41,098,341</u>

HAMILTON COUNTY
NOTES TO FINANCIAL STATEMENTS
(Continued)

III. Other Information

A. Risk Management

The primary government is exposed to various risks of loss related to torts; theft of, damage to, and destruction of assets; errors and omissions; job related illnesses or injuries to employees; medical benefits to employees, retirees, and dependents (excluding postemployment benefits); and natural disasters.

The risks of torts; theft of, damage to, and destruction of assets; errors and omissions; job related illnesses or injuries to employees; and natural disasters are covered by commercial insurance from independent third parties. Settled claims from these risks have not exceeded commercial insurance coverage for the past three years.

Medical Benefits to Employees, Retirees and Dependents:
Theft of, Damage to and Destruction of Assets

The primary government has chosen to establish a risk financing fund for risks associated with medical benefits to employees, retirees and dependents and with theft of, damage to and destruction of assets. The risk financing fund is accounted for in the Self-Insurance Fund, an internal service fund, where assets are set aside for claim settlements. An excess policy through commercial insurance covers individual claims in excess of \$1,000,000 per year. Settled claims resulting from this risk did not exceed commercial insurance coverage in the past three years. Amounts paid into the fund by all participating funds are available to pay claims, reserves and administrative costs of the program. Interfund premiums are based primarily upon the percentage of each fund's current payroll as it relates to the total payroll and are reported as quasi-external Interfund transactions.

Claim expenditures and liabilities of the fund are reported when it is probable that a loss has occurred and the amount of the loss can be reasonably estimated. These losses include an estimate of claims that have been incurred but not reported (IBNRs). Claim liabilities are calculated considering the effects of inflation, recent claim settlement trends including frequency and amounts of pay-outs and other economic and social factors.

Changes in the balance of accounts payable during the past two years are as follows:

	2006	2005
Accounts payable, beginning of year	\$ 1,007,727	\$ 668,448
Incurred claims and changes in estimates	10,178,937	9,402,653
Claim payments	10,235,600	9,063,374
Accounts payable, end of year	\$ 951,064	\$ 1,007,727

B. Postemployment Benefits

In addition to the pension benefits described below, the primary government provides postemployment health insurance benefits, as authorized by Indiana Code 5-10-8, to all employees who retire from the primary government on or after attaining age 55 with at least 20 years of service. Currently,

HAMILTON COUNTY
NOTES TO FINANCIAL STATEMENTS
(Continued)

38 retirees meet these eligibility requirements. The County provides 79% and retirees provide 21% of these postemployment benefits. Expenditures for those postemployment benefits are recognized when due and payable in accordance with the benefit agreement. During the year ended December 31, 2006, expenditures totaling \$369,885 were recognized for postemployment benefits.

C. Pension Plans

1. Agent Multiple-Employer and Single-Employer Defined Benefit Pension Plans

a. Public Employees' Retirement Fund

Plan Description

The primary government contributes to the Indiana Public Employees' Retirement Fund (PERF), a defined benefit pension plan. PERF is an agent multiple-employer public employee retirement system, which provides retirement benefits to plan members and beneficiaries. All full-time employees are eligible to participate in the defined benefit plan.

State statutes (IC 5-10.2 and 5-10.3) govern, through the PERF Board, most requirements of the system and give the primary government authority to contribute to the plan. The PERF retirement benefit consists of the pension provided by employer contributions plus an annuity provided by the member's annuity savings account. The annuity savings account consists of member's contributions, set by state statute at 3% of compensation, plus the interest credited to the member's account. The employer may elect to make the contributions on behalf of the member.

PERF administers the plan and issues a publicly available financial report that includes financial statements and required supplementary information for the plan as a whole and for its participants. The report may be obtained by contacting:

Public Employees' Retirement Fund
Harrison Building, Room 800
143 West Market Street
Indianapolis, IN 46204
Ph. (317) 233-4162

Funding Policy and Annual Pension Cost

The contribution requirements of plan members for PERF are established by the Board of Trustees of PERF. The primary government's annual pension cost and related information, as provided by the actuary, is presented in this note. The Net Pension Obligation (NPO) is a negative number which indicates a prepayment of the NPO by the County. This prepayment is reflected in the Statement of Net Assets as Net Pension Asset.

b. Sheriff's Retirement Plan

Plan Description

The primary government contributes to the Sheriff's Retirement Plan which is a single-employer defined benefit pension plan. With the approval of the primary government's fiscal body, the plan is administered by the sheriff's department and an appointed trustee as authorized by state statute (IC 36-8-10-12) for full-time police officers. The plan provides retirement, death, and disability benefits to plan members and beneficiaries. The trustee issues a

HAMILTON COUNTY
NOTES TO FINANCIAL STATEMENTS
(Continued)

publicly available financial report that includes financial statements and required supplementary information of the plan. The report may be obtained by contacting the Hamilton County Sheriff's Department.

Funding Policy and Annual Pension Cost

The contribution requirements of plan members for the Sheriff's Retirement Plan are established by state statute. The primary government's annual pension cost and related information, as provided by the actuary, is presented in this note. The Net Pension Obligation is considered an obligation of the County and is reflected in the Statement of Net Assets.

c. Sheriff's Benefit Plan

Plan Description

The primary government contributes to the Sheriff's Benefit Plan which is a single-employer defined benefit pension plan. With the approval of the primary government's fiscal body, the plan is administered by the sheriff's department and an appointed trustee as authorized by state statute (IC 36-8-10-12) for full-time police officers. The plan provides dependent pensions, life insurance, and disability benefits to plan members and beneficiaries. The trustee issues a publicly available financial report that includes financial statements and required supplementary information of the plan. The report may be obtained by contacting the Hamilton County Sheriff's Department.

Funding Policy and Annual Pension Cost

The contribution requirements of plan members for the Sheriff's Benefit Plan are established by state statute. The primary government's annual pension cost and related information, as provided by the actuary, is presented in this note.

STATEMENT OF FIDUCIARY NET ASSETS

<u>Assets</u>	Sheriff's Retirement Plan	Sheriff's Benefit Plan
Cash and cash equivalents	\$ 984,208	\$ 14,520
Investments	13,403,609	385,071
Receivables:		
Interest	43,104	3,113
Total assets	14,430,921	402,704
 <u>Net Assets</u>		
Net assets held in trust for pension benefits	\$ 14,430,921	\$ 402,704

HAMILTON COUNTY
NOTES TO FINANCIAL STATEMENTS
(Continued)

STATEMENT OF CHANGES IN FIDUCIARY NET ASSETS

<u>Additions</u>	Sheriff's Retirement Plan	Sheriff's Benefit Plan
Contributions:		
Employer	\$ 847,180	\$ 25,785
Investment earnings:		
Net increase in fair value of investments	901,015	17,748
Interest	585,940	19,285
 Total additions	 2,334,135	 62,818
 <u>Deductions</u>		
Administration expenses	83,676	3,283
Benefits	322,482	4,800
 Total deductions	 406,158	 8,083
 Changes in net assets	 1,927,977	 54,735
Net assets - beginning	12,502,944	347,969
 Net assets - ending	 \$ 14,430,921	 \$ 402,704

Actuarial Information for the Above Plans

	PERF	Sheriff's Retirement Plan	Sheriff's Benefit Plan
Annual required contribution	\$ 1,522,557	\$ 821,148	\$ 25,785
Interest on net pension obligation	(58,336)	(10,954)	-
Adjustment to annual required contribution	66,479	20,088	-
 Annual pension cost	 1,530,700	 830,282	 25,785
Contributions made	1,409,075	847,180	25,785
 Increase (decrease) in net pension obligation	 121,625	 (16,898)	 -
Net pension obligation, beginning of year	(804,641)	(156,482)	-
 Net pension obligation, end of year	 \$ (683,016)	 \$ (173,380)	 \$ -

HAMILTON COUNTY
NOTES TO FINANCIAL STATEMENTS
(Continued)

	PERF	Sheriff's Retirement Plan	Sheriff's Benefit Plan
Contribution rates:			
County	6.25%	26%	1%
Plan members	3%	None	None
Actuarial valuation date	07-01-06	01-01-07	01-01-07
Actuarial cost method	Entry age	Entry age	Entry age
Amortization method	Level percentage of projected payroll, closed	Level percentage of projected payroll, closed	Level percentage of projected payroll, closed
Amortization period	40 years	40 years	40 years
Amortization period (from date)	07-01-97	12-31-97	12-31-97
Asset valuation method	75% of expected actuarial value plus 25% of market value	4 years smoothed market	4 year smoothed market

Actuarial Assumptions

Investment rate of return	7.25%	7%	7%
Projected future salary increases:			
Total	5%	5%	5%
Attributed to inflation	4%	4%	4%
Attributed to merit/seniority	1%	1%	1%
Cost-of-living adjustments	2%	2%	0%

Three Year Trend Information

	Year Ending	Annual Pension Cost (APC)	Percentage of APC Contributed	Net Pension Obligation
PERF	06-30-04	\$ 1,096,653	110%	\$ (824,999)
	06-30-05	1,318,236	118%	(804,641)
	06-30-06	1,530,700	107%	(683,016)
Sheriff's Retirement Plan	12-31-04	785,348	109%	(68,219)
	12-31-05	774,840	112%	(156,482)
	12-31-06	830,282	103%	(173,380)
Sheriff's Benefit Plan	12-31-04	31,261	100%	-
	12-31-05	24,347	100%	-
	12-31-06	25,785	100%	-

HAMILTON COUNTY
NOTES TO FINANCIAL STATEMENTS
(Continued)

2. Defined Contribution Pension Plan

Riverview Hospital Pension

Plan Description

The component unit has a defined contribution pension plan administered by McCready and Keene, Inc., as authorized by Indiana Code 16-22-3-11. The plan provides retirement, disability, and death benefits to plan members and beneficiaries. The plan was established by written agreement between the Hospital Board and Trustees and the plan administrator. The plan administrator issues a publicly available financial report that includes financial statements and required supplementary information of the plan. That report may be obtained by contacting:

Riverview Hospital
305 Westfield Road
Noblesville, Indiana, 46060

Funding Policy and Annual Pension Cost

The contribution requirements of plan members are established by the written agreement between the governing board of the unit and the plan administrator. Plan members are required to contribute 7.2% of the annual covered salary. The component unit is required to contribute at an actuarially determined rate. The current rate is 7.2% of the first \$49,864 of covered payroll and 11.5% for the amount over \$49,864 up to \$125,000 of the covered payroll. The Hospital made contributions to the plan of \$2,142,038.

REQUIRED SUPPLEMENTARY INFORMATION

(This page intentionally left blank.)

HAMILTON COUNTY
REQUIRED SUPPLEMENTARY INFORMATION
SCHEDULES OF FUNDING PROGRESS

Public Employees' Retirement Fund

Actuarial Valuation Date	Actuarial Value of Assets (a)	Actuarial Accrued Liability (AAL) (b)	Unfunded AAL (a-b)	Funded Ratio (a/b)	Covered Payroll (c)	Unfunded AAL as a Percentage of Covered Payroll ((a-b)/c)
07-01-04	\$ 12,472,556	\$ 16,542,111	\$ (4,069,555)	75%	\$ 21,024,216	(19%)
07-01-05	13,504,218	19,256,661	(5,752,443)	70%	21,616,407	(27%)
07-01-06	15,828,840	20,721,075	(4,892,235)	76%	22,561,400	(22%)

Sheriff's Retirement Plan

Actuarial Valuation Date	Actuarial Value of Assets (a)	Actuarial Accrued Liability (AAL) (b)	Unfunded AAL (a-b)	Funded Ratio (a/b)	Covered Payroll (c)	Unfunded AAL as a Percentage of Covered Payroll ((a-b)/c)
01-01-01	\$ 6,690,133	\$ 7,697,293	\$ (1,007,160)	87%	\$ 2,525,510	(40%)
01-01-02	7,658,627	8,630,904	(972,277)	89%	2,597,876	(37%)
01-01-03	8,860,137	11,130,409	(2,270,272)	80%	2,830,657	(80%)
01-01-04	10,356,213	12,554,890	(2,198,677)	82%	3,000,657	(73%)
01-01-05	11,553,686	13,621,963	(2,068,277)	85%	2,966,439	(70%)
01-01-06	12,502,877	14,413,856	(1,910,979)	87%	2,971,256	(64%)

The notes to Required Supplementary Information are an integral part of Required Supplementary Information.

HAMILTON COUNTY
REQUIRED SUPPLEMENTARY INFORMATION
BUDGETARY COMPARISON SCHEDULES
GENERAL FUND AND MAJOR SPECIAL REVENUE FUNDS
For The Year Ended December 31, 2006

	General Fund			
	Budgeted Amounts		Actual Budgetary Basis Amounts	Variance With Final Budget Positive (Negative)
	Original	Final		
Revenues:				
Taxes	\$ 35,435,474	\$ 35,435,474	\$ 39,962,842	\$ 4,527,368
Intergovernmental	2,263,315	2,263,315	4,127,089	1,863,774
Charges for services	1,478,000	1,478,000	2,610,961	1,132,961
Fines and forfeits	259,000	259,000	659,588	400,588
Other	3,498,000	3,498,000	8,324,857	4,826,857
Total revenues	42,933,789	42,933,789	55,685,337	12,751,548
Expenditures:				
Current:				
General government:				
Personal services	23,492,619	23,709,719	22,558,887	1,150,832
Supplies	388,683	429,183	383,004	46,179
Other services and charges	9,174,241	12,024,533	11,069,468	955,065
Capital outlay	16,853,560	901,060	754,364	146,696
Total general government	49,909,103	37,064,495	34,765,723	2,298,772
Public safety:				
Personal services	11,523,602	12,658,892	12,347,879	311,013
Supplies	545,126	768,326	745,619	22,707
Other services and charges	1,582,221	2,427,427	2,383,049	44,378
Capital outlay	330,000	383,672	333,250	50,422
Total public safety	13,980,949	16,238,317	15,809,797	428,520
Health and welfare:				
Personal services	414,847	463,947	441,492	22,455
Supplies	4,640	4,640	4,640	-
Other services and charges	16,284	16,284	16,284	-
Total health and welfare	435,771	484,871	462,416	22,455
Total expenditures	64,325,823	53,787,683	51,037,936	2,749,747
Other financing sources (uses):				
Transfers in	540,981	540,981	540,981	-
Transfers out	(665,726)	(665,726)	(665,726)	-
Total other financing sources (uses)	(124,745)	(124,745)	(124,745)	-
Net change in fund balances	(21,516,779)	(10,978,639)	4,522,656	15,501,295
Fund balances - beginning	19,780,574	19,780,574	19,780,574	-
Fund balances - December 31	\$ (1,736,205)	\$ 8,801,935	\$ 24,303,230	\$ 15,501,295

The notes to Required Supplementary Information are an integral part of Required Supplementary Information.

HAMILTON COUNTY
REQUIRED SUPPLEMENTARY INFORMATION
BUDGETARY COMPARISON SCHEDULES
GENERAL FUND AND MAJOR SPECIAL REVENUE FUNDS
For The Year Ended December 31, 2006

	Highway County Option Income Tax			
	Budgeted Amounts		Actual Budgetary Basis Amounts	Variance With Final Budget Positive (Negative)
	Original	Final		
Revenues:				
Taxes	\$ 4,500,000	\$ 4,500,000	\$ 4,500,000	\$ -
Intergovernmental	-	-	-	-
Charges for services	-	-	-	-
Fines and forfeits	-	-	-	-
Other	10,000	10,000	250,000	240,000
Total revenues	4,510,000	4,510,000	4,750,000	240,000
Expenditures:				
Current:				
Highways and streets:				
Other services and charges	2,769,076	3,459,077	3,409,533	49,544
Capital outlay	200,082	200,082	180,000	20,082
Total highway and streets	2,969,158	3,659,159	3,589,533	69,626
Total expenditures	2,969,158	3,659,159	3,589,533	69,626
Other financing sources (uses):				
Transfers in	-	-	-	-
Transfers out	(4,012,318)	(4,012,318)	(4,012,318)	-
Total other financing sources (uses)	(4,012,318)	(4,012,318)	(4,012,318)	-
Net change in fund balances	(2,471,476)	(3,161,477)	(2,851,851)	309,626
Fund balances - beginning	5,652,894	5,652,894	5,652,894	-
Fund balances - December 31	\$ 3,181,418	\$ 2,491,417	\$ 2,801,043	\$ 309,626

The notes to Required Supplementary Information are an integral part of Required Supplementary Information.

HAMILTON COUNTY
 REQUIRED SUPPLEMENTARY INFORMATION
 BUDGET/GAAP RECONCILIATION
 GENERAL FUND AND MAJOR SPECIAL REVENUE FUNDS
 For The Year Ended December 31, 2006

The major differences between Budgetary (Non-GAAP) basis and GAAP basis are:

- a. Revenues are recorded when received in cash (budgetary) as opposed to susceptible to accrual (GAAP).
- b. Expenditures are recorded when paid in cash (budgetary) as opposed to when the liability is incurred (GAAP).

Adjustments necessary to convert the results of operations at the end of the year on a budgetary basis to a GAAP basis are as follows:

	General	Highway County Option Income Tax
Deficiency of revenues and other financing sources under expenditures and other financing uses (budgetary basis)	\$ 4,522,656	\$ (2,851,851)
Adjustments:		
To adjust revenues for accruals	1,695,417	1,402,044
To adjust expenditures for accruals	(589,782)	(1,494,769)
Excess of revenues and other financing sources over expenditures and other financing uses (GAAP basis)	\$ 5,628,291	\$ (2,944,576)

The notes to Required Supplementary Information are an integral part of Required Supplementary Information.

HAMILTON COUNTY
REQUIRED SUPPLEMENTARY INFORMATION
INFRASTRUCTURE - MODIFIED REPORTING

Condition rating of the County's roads and bridges:

	Road Network					
	2006	2005	2004	2003	2002	2001
Average Network Weighted PASER Rating	7.13	7.07	6.95	7.34	6.78	6.75

	Bridge Network					
	2006	2005	2004	2003	2002	2001
Weighted Network Sufficiency Rating	N/A	88.51	N/A	87.39	N/A	86.05
Percent Network Under 50 Rating	N/A	0.41%	N/A	0.85%	N/A	1.40%
Percent Network Under 20 Rating	N/A	0.09%	N/A	0.15%	N/A	0.25%

Comparison of Needed-To-Actual Maintenance/Preservation (in thousands):

	2007	2006	2005	2004	2003	2002	2001
Road Network:							
Needed (estimate):							
Maintenance	\$ 500	\$ 500	\$ 4,300	\$ 6,145	\$ 7,104	N/A	N/A
Preservation	980	1,636	706	N/A	N/A	N/A	N/A
Actual:							
Maintenance	-	450	4,328	3,950	7,578	N/A	N/A
Preservation	-	1,485	250	N/A	N/A	N/A	N/A
Bridge Network:							
Needed (estimate):							
Maintenance	\$ 3,500	\$ 4,106	\$ 500	\$ 500	\$ 500	N/A	N/A
Preservation	856	1,143	1,987	N/A	N/A	N/A	N/A
Actual:							
Maintenance	-	3,911	601	438	478	N/A	N/A
Preservation	-	958	1,327	N/A	N/A	N/A	N/A

N/A - Not available

The notes to Required Supplementary Information are an integral part of Required Supplementary Information.

HAMILTON COUNTY
NOTES TO REQUIRED SUPPLEMENTARY INFORMATION

I. Budgets and Budgetary Accounting

Annual budgets are adopted on the cash basis which is not consistent with accounting principles generally accepted in the United States. All annual appropriations lapse at fiscal year end.

On or before August 31, the County auditor submits to the County council a proposed operating budget for the year commencing the following January 1. Prior to adoption, the budget is advertised and public hearings are conducted by the County council to obtain taxpayer comments. In September of each year, the County council through the passage of an ordinance approves the budget for the next year. Copies of the budget ordinance and the advertisement for funds for which property taxes are levied or highway use taxes are received are sent to the Indiana Department of Local Government Finance. The budget becomes legally enacted after the County receives approval of the Indiana Department of Local Government Finance.

Indiana law restricts the County's maximum tax levy, with certain adjustments and exceptions. If the advertised budget, for funds for which property taxes are levied or for which highway use taxes are received, exceeds the spending and tax limits of the state control laws, an excess levy may be granted by the Indiana Department of Local Government Finance.

The legal level of budgetary control is by object or department within the fund for the General fund, and by object within the fund for all other budgeted funds. The County's management cannot transfer budgeted appropriations between object classifications of a budget without approval of the County Council. Any revisions to the appropriations for any fund or any department of the General fund must be approved by the County Council and, in some instances, by the Indiana Department of Local Government Finance.

Formal budgetary integration is required by state statute and is employed as a management control device. An annual budget was legally adopted for the following funds:

Major funds:

- General
- Highway County Option Income Tax

Nonmajor funds:

Special revenue:

- | | | |
|--------------------------------|---------------------------------|------------------------------|
| County Highway | Local Road and Street | Family and Children |
| Parks and Recreation | County Health | Property Reassessment |
| Surveyor's Corner Perpetuation | Emergency Telephone System | Plat Book |
| Emergency Planning | Innkeeper's Tax | Stormwater Phase II |
| Highway Inspection | Park Nonreverting | Park Nonreverting Donation |
| Health Maintenance | Tobacco Settlement | County Drug Free Community |
| Deferral Program | Jury Pay | Pretrial Diversion |
| County Court User's Fee | Unified Probation User's Fee | Supplemental Public Defender |
| County Corrections | Federal Juvenile Accountability | Gun Violence Grant |
| Child Services | | |

HAMILTON COUNTY
NOTES TO REQUIRED SUPPLEMENTARY INFORMATION
(Continued)

Debt service funds:

1997 Highway Bond	1998 Highway Bond	Lease Rental
Jail Lease Rental	2002 Park Bond	2002 Animal Control Bond
2004 General Obligation Bonds	2004 Park Bond	

Capital projects funds:

Cumulative Bridge	Cumulative Capital Development
County Major Bridge	Cumulative Courthouse

Expenditures did not exceed appropriations for any funds or any departments within the General Fund, which required legally approved budgets.

II. Infrastructure – Modified Approach

A. Road Network

The condition of road pavement is determined by the Pavement Surface Evaluation and Rating (PASER) method. The PASER system relies on a visual method of rating the surface of the roadway. Specific criteria is used to rate a road segment. Each road segment can receive a PASER rating of between 1 and 10, with 1 being a road that has failed and 10 being a brand new road. The road network's weighted PASER average can be derived by taking the product of a road segments' length times its PASER rating, and then dividing the network sum of the weighted product by the total road network mileage. It is the County's policy to maintain roads at a minimum weighted average of 6.5 PASER rating for the entire road inventory. Assessments are done annually.

B. Bridge Network

The condition of the County's bridges is measured using the Federal Highway Administration's National Bridge Inspection Standards (NBIS) Bridge Sufficiency Rating System. The formula for figuring a bridge's sufficiency rating calculates four separate factors to obtain a numeric value which is fairly representative of a structure's sufficiency to remain in service. The result of the formula (the sufficiency rating) is expressed as a percentage where 100% would imply that a bridge is entirely sufficient and 0% would imply that a bridge is insufficient. It is the County's policy to maintain a weighted average of 80 (NBIS) Sufficiency Rating for the entire bridge network, no more than 5% of the total bridge deck area perform below a sufficiency rating of 50 and no more than 1% of the total bridge deck areas perform below a sufficiency rating of 20. Assessments are done on a biennial basis.

(This page intentionally left blank.)

SUPPLEMENTARY INFORMATION

HAMILTON COUNTY
 SUPPLEMENTARY INFORMATION
 BUDGETARY COMPARISON SCHEDULES
 GENERAL FUND - BY DEPARTMENT
 January 1, 2006 to December 31, 2006

Function and Department	Clerk of the Circuit Court				County Auditor			
	Original Budget	Amended Budget	Actual	Variance Positive (Negative)	Original Budget	Amended Budget	Actual	Variance Positive (Negative)
Expenditures:								
Current:								
General government:								
Personal services	\$ 1,409,860	\$ 1,467,860	\$ 1,451,264	\$ 16,596	\$ 1,009,240	\$ 1,039,921	\$ 1,017,786	\$ 22,135
Supplies	40,775	40,775	40,673	102	28,406	28,406	28,406	-
Other services and charges	106,619	144,619	137,619	7,000	131,752	141,752	119,392	22,360
Capital outlay	-	-	-	-	-	-	-	-
Total general government	<u>1,557,254</u>	<u>1,653,254</u>	<u>1,629,556</u>	<u>23,698</u>	<u>1,169,398</u>	<u>1,210,079</u>	<u>1,165,584</u>	<u>44,495</u>
Public safety:								
Personal services	-	-	-	-	-	-	-	-
Supplies	-	-	-	-	-	-	-	-
Other services and charges	-	-	-	-	-	-	-	-
Capital outlay	-	-	-	-	-	-	-	-
Total public safety	<u>-</u>	<u>-</u>	<u>-</u>	<u>-</u>	<u>-</u>	<u>-</u>	<u>-</u>	<u>-</u>
Health and welfare:								
Personal services	-	-	-	-	-	-	-	-
Supplies	-	-	-	-	-	-	-	-
Other services and charges	-	-	-	-	-	-	-	-
Total health and welfare	<u>-</u>	<u>-</u>	<u>-</u>	<u>-</u>	<u>-</u>	<u>-</u>	<u>-</u>	<u>-</u>
Total expenditures	<u>\$ 1,557,254</u>	<u>\$ 1,653,254</u>	<u>\$ 1,629,556</u>	<u>\$ 23,698</u>	<u>\$ 1,169,398</u>	<u>\$ 1,210,079</u>	<u>\$ 1,165,584</u>	<u>\$ 44,495</u>

Function and Department	County Treasurer				County Recorder			
	Original Budget	Amended Budget	Actual	Variance Positive (Negative)	Original Budget	Amended Budget	Actual	Variance Positive (Negative)
Expenditures:								
Current:								
General government:								
Personal services	\$ 342,785	\$ 342,785	\$ 317,173	\$ 25,612	\$ 477,239	\$ 477,869	\$ 437,327	\$ 40,542
Supplies	9,550	9,550	9,466	84	-	-	-	-
Other services and charges	43,350	43,350	43,003	347	15,699	15,699	10,532	5,167
Capital outlay	-	-	-	-	-	-	-	-
Total general government	<u>395,685</u>	<u>395,685</u>	<u>369,642</u>	<u>26,043</u>	<u>492,938</u>	<u>493,568</u>	<u>447,859</u>	<u>45,709</u>
Public safety:								
Personal services	-	-	-	-	-	-	-	-
Supplies	-	-	-	-	-	-	-	-
Other services and charges	-	-	-	-	-	-	-	-
Capital outlay	-	-	-	-	-	-	-	-
Total public safety	<u>-</u>	<u>-</u>	<u>-</u>	<u>-</u>	<u>-</u>	<u>-</u>	<u>-</u>	<u>-</u>
Health and welfare:								
Personal services	-	-	-	-	-	-	-	-
Supplies	-	-	-	-	-	-	-	-
Other services and charges	-	-	-	-	-	-	-	-
Total health and welfare	<u>-</u>	<u>-</u>	<u>-</u>	<u>-</u>	<u>-</u>	<u>-</u>	<u>-</u>	<u>-</u>
Total expenditures	<u>\$ 395,685</u>	<u>\$ 395,685</u>	<u>\$ 369,642</u>	<u>\$ 26,043</u>	<u>\$ 492,938</u>	<u>\$ 493,568</u>	<u>\$ 447,859</u>	<u>\$ 45,709</u>

County Surveyor				County Assessor				Registration of Voters			
Original Budget	Amended Budget	Actual	Variance Positive (Negative)	Original Budget	Amended Budget	Actual	Variance Positive (Negative)	Original Budget	Amended Budget	Actual	Variance Positive (Negative)
\$ 875,149	\$ 889,149	\$ 865,219	\$ 23,930	\$ 345,411	\$ 345,411	\$ 344,518	\$ 893	\$ 83,510	\$ 83,510	\$ 81,991	\$ 1,519
13,262	16,762	15,934	828	5,000	5,000	4,644	356	7,127	7,127	4,625	2,502
121,446	121,446	121,446	-	11,961	11,961	6,687	5,274	7,121	14,623	10,237	4,386
-	-	-	-	-	-	-	-	-	3,000	2,853	147
<u>1,009,857</u>	<u>1,027,357</u>	<u>1,002,599</u>	<u>24,758</u>	<u>362,372</u>	<u>362,372</u>	<u>355,849</u>	<u>6,523</u>	<u>97,758</u>	<u>108,260</u>	<u>99,706</u>	<u>8,554</u>
-	-	-	-	-	-	-	-	-	-	-	-
-	-	-	-	-	-	-	-	-	-	-	-
-	-	-	-	-	-	-	-	-	-	-	-
-	-	-	-	-	-	-	-	-	-	-	-
-	-	-	-	-	-	-	-	-	-	-	-
-	-	-	-	-	-	-	-	-	-	-	-
<u>\$ 1,009,857</u>	<u>\$ 1,027,357</u>	<u>\$ 1,002,599</u>	<u>\$ 24,758</u>	<u>\$ 362,372</u>	<u>\$ 362,372</u>	<u>\$ 355,849</u>	<u>\$ 6,523</u>	<u>\$ 97,758</u>	<u>\$ 108,260</u>	<u>\$ 99,706</u>	<u>\$ 8,554</u>

County Cooperative Extension Service				Veterans Services Officer				Court Administration			
Original Budget	Amended Budget	Actual	Variance Positive (Negative)	Original Budget	Amended Budget	Actual	Variance Positive (Negative)	Original Budget	Amended Budget	Actual	Variance Positive (Negative)
\$ 202,688	\$ 202,688	\$ 202,282	\$ 406	\$ 61,269	\$ 61,269	\$ 61,269	\$ -	\$ 1,329,226	\$ 1,363,533	\$ 1,346,615	\$ 16,918
11,770	11,770	11,742	28	2,675	2,675	2,651	24	35,854	35,854	18,598	17,256
101,219	101,219	100,871	348	86,000	122,000	115,825	6,175	283,304	318,304	239,806	78,498
4,000	4,000	3,995	5	-	-	-	-	42,469	42,469	32,070	10,399
<u>319,677</u>	<u>319,677</u>	<u>318,890</u>	<u>787</u>	<u>149,944</u>	<u>185,944</u>	<u>179,745</u>	<u>6,199</u>	<u>1,690,853</u>	<u>1,760,160</u>	<u>1,637,089</u>	<u>123,071</u>
-	-	-	-	-	-	-	-	-	-	-	-
-	-	-	-	-	-	-	-	-	-	-	-
-	-	-	-	-	-	-	-	-	-	-	-
-	-	-	-	-	-	-	-	-	-	-	-
-	-	-	-	-	-	-	-	-	-	-	-
-	-	-	-	-	-	-	-	-	-	-	-
<u>\$ 319,677</u>	<u>\$ 319,677</u>	<u>\$ 318,890</u>	<u>\$ 787</u>	<u>\$ 149,944</u>	<u>\$ 185,944</u>	<u>\$ 179,745</u>	<u>\$ 6,199</u>	<u>\$ 1,690,853</u>	<u>\$ 1,760,160</u>	<u>\$ 1,637,089</u>	<u>\$ 123,071</u>

Continued on next page

HAMILTON COUNTY
 SUPPLEMENTARY INFORMATION
 BUDGETARY COMPARISON SCHEDULES
 GENERAL FUND - BY DEPARTMENT
 January 1, 2006 to December 31, 2006
 (Continued)

Function and Department	Township Assessors				County Council			
	Original Budget	Amended Budget	Actual	Variance Positive (Negative)	Original Budget	Amended Budget	Actual	Variance Positive (Negative)
Expenditures:								
Current:								
General government:								
Personal services	\$ 1,446,621	\$ 1,462,025	\$ 1,341,882	\$ 120,143	\$ 139,041	\$ 139,041	\$ 139,041	\$ -
Supplies	28,994	31,994	25,198	6,796	900	900	880	20
Other services and charges	326,584	328,784	307,296	21,488	374,266	2,901,266	2,891,043	10,223
Capital outlay	-	2,000	-	2,000	16,000,000	40,000	40,000	-
Total general government	<u>1,802,199</u>	<u>1,824,803</u>	<u>1,674,376</u>	<u>150,427</u>	<u>16,514,207</u>	<u>3,081,207</u>	<u>3,070,964</u>	<u>10,243</u>
Public safety:								
Personal services	-	-	-	-	-	-	-	-
Supplies	-	-	-	-	-	-	-	-
Other services and charges	-	-	-	-	-	-	-	-
Capital outlay	-	-	-	-	-	-	-	-
Total public safety	<u>-</u>	<u>-</u>	<u>-</u>	<u>-</u>	<u>-</u>	<u>-</u>	<u>-</u>	<u>-</u>
Health and welfare:								
Personal services	-	-	-	-	-	-	-	-
Supplies	-	-	-	-	-	-	-	-
Other services and charges	-	-	-	-	-	-	-	-
Total health and welfare	<u>-</u>	<u>-</u>	<u>-</u>	<u>-</u>	<u>-</u>	<u>-</u>	<u>-</u>	<u>-</u>
Total expenditures	<u>\$ 1,802,199</u>	<u>\$ 1,824,803</u>	<u>\$ 1,674,376</u>	<u>\$ 150,427</u>	<u>\$ 16,514,207</u>	<u>\$ 3,081,207</u>	<u>\$ 3,070,964</u>	<u>\$ 10,243</u>

Function and Department	County Election Board				Drainage Board			
	Original Budget	Amended Budget	Actual	Variance Positive (Negative)	Original Budget	Amended Budget	Actual	Variance Positive (Negative)
Expenditures:								
Current:								
General government:								
Personal services	\$ 352,905	\$ 368,905	\$ 351,153	\$ 17,752	\$ 12,000	\$ 12,000	\$ 9,125	\$ 2,875
Supplies	17,000	17,000	15,596	1,404	1,414	1,414	1,407	7
Other services and charges	94,422	97,422	80,783	16,639	161,660	169,960	169,960	-
Capital outlay	46,695	46,695	46,695	-	92,000	92,000	-	92,000
Total general government	<u>511,022</u>	<u>530,022</u>	<u>494,227</u>	<u>35,795</u>	<u>267,074</u>	<u>275,374</u>	<u>180,492</u>	<u>94,882</u>
Public safety:								
Personal services	-	-	-	-	-	-	-	-
Supplies	-	-	-	-	-	-	-	-
Other services and charges	-	-	-	-	-	-	-	-
Capital outlay	-	-	-	-	-	-	-	-
Total public safety	<u>-</u>	<u>-</u>	<u>-</u>	<u>-</u>	<u>-</u>	<u>-</u>	<u>-</u>	<u>-</u>
Health and welfare:								
Personal services	-	-	-	-	-	-	-	-
Supplies	-	-	-	-	-	-	-	-
Other services and charges	-	-	-	-	-	-	-	-
Total health and welfare	<u>-</u>	<u>-</u>	<u>-</u>	<u>-</u>	<u>-</u>	<u>-</u>	<u>-</u>	<u>-</u>
Total expenditures	<u>\$ 511,022</u>	<u>\$ 530,022</u>	<u>\$ 494,227</u>	<u>\$ 35,795</u>	<u>\$ 267,074</u>	<u>\$ 275,374</u>	<u>\$ 180,492</u>	<u>\$ 94,882</u>

Board of Review				County Commissioners				Planning Commission			
Original Budget	Amended Budget	Actual	Variance Positive (Negative)	Original Budget	Amended Budget	Actual	Variance Positive (Negative)	Original Budget	Amended Budget	Actual	Variance Positive (Negative)
\$ 16,026	\$ 16,026	\$ 2,575	\$ 13,451	\$ 11,561,215	\$ 11,568,114	\$ 10,910,667	\$ 657,447	\$ 261,578	\$ 264,578	\$ 259,539	\$ 5,039
-	-	-	-	60,143	60,143	60,143	-	6,470	6,470	6,338	132
-	-	-	-	4,463,727	4,546,737	4,218,186	328,551	47,989	47,989	39,944	8,045
-	-	-	-	50,000	50,000	43,897	6,103	-	-	-	-
<u>16,026</u>	<u>16,026</u>	<u>2,575</u>	<u>13,451</u>	<u>16,135,085</u>	<u>16,224,994</u>	<u>15,232,893</u>	<u>992,101</u>	<u>316,037</u>	<u>319,037</u>	<u>305,821</u>	<u>13,216</u>
-	-	-	-	-	-	-	-	-	-	-	-
-	-	-	-	-	-	-	-	-	-	-	-
-	-	-	-	-	-	-	-	-	-	-	-
-	-	-	-	-	-	-	-	-	-	-	-
-	-	-	-	-	-	-	-	-	-	-	-
-	-	-	-	-	-	-	-	-	-	-	-
-	-	-	-	-	-	-	-	-	-	-	-
<u>\$ 16,026</u>	<u>\$ 16,026</u>	<u>\$ 2,575</u>	<u>\$ 13,451</u>	<u>\$ 16,135,085</u>	<u>\$ 16,224,994</u>	<u>\$ 15,232,893</u>	<u>\$ 992,101</u>	<u>\$ 316,037</u>	<u>\$ 319,037</u>	<u>\$ 305,821</u>	<u>\$ 13,216</u>

Hamilton County Maintenance				Superior Court I				Superior Court II			
Original Budget	Amended Budget	Actual	Variance Positive (Negative)	Original Budget	Amended Budget	Actual	Variance Positive (Negative)	Original Budget	Amended Budget	Actual	Variance Positive (Negative)
\$ 620,515	\$ 624,533	\$ 598,506	\$ 26,027	\$ 217,504	\$ 238,714	\$ 220,200	\$ 18,514	\$ 260,163	\$ 236,435	\$ 216,151	\$ 20,284
68,924	68,924	68,397	527	3,040	3,040	854	2,186	5,313	5,313	3,044	2,269
823,900	823,900	679,690	144,210	21,953	21,953	13,953	8,000	33,718	33,718	20,102	13,616
-	-	-	-	3,340	3,340	3,217	123	5,100	5,100	4,608	492
<u>1,513,339</u>	<u>1,517,357</u>	<u>1,346,593</u>	<u>170,764</u>	<u>245,837</u>	<u>267,047</u>	<u>238,224</u>	<u>28,823</u>	<u>304,294</u>	<u>280,566</u>	<u>243,905</u>	<u>36,661</u>
-	-	-	-	-	-	-	-	-	-	-	-
-	-	-	-	-	-	-	-	-	-	-	-
-	-	-	-	-	-	-	-	-	-	-	-
-	-	-	-	-	-	-	-	-	-	-	-
-	-	-	-	-	-	-	-	-	-	-	-
-	-	-	-	-	-	-	-	-	-	-	-
-	-	-	-	-	-	-	-	-	-	-	-
<u>\$ 1,513,339</u>	<u>\$ 1,517,357</u>	<u>\$ 1,346,593</u>	<u>\$ 170,764</u>	<u>\$ 245,837</u>	<u>\$ 267,047</u>	<u>\$ 238,224</u>	<u>\$ 28,823</u>	<u>\$ 304,294</u>	<u>\$ 280,566</u>	<u>\$ 243,905</u>	<u>\$ 36,661</u>

Continued on next page

HAMILTON COUNTY
 SUPPLEMENTARY INFORMATION
 BUDGETARY COMPARISON SCHEDULES
 GENERAL FUND - BY DEPARTMENT
 January 1, 2006 to December 31, 2006
 (Continued)

Function and Department	Superior Court III				Superior Court IV			
	Original Budget	Amended Budget	Actual	Variance Positive (Negative)	Original Budget	Amended Budget	Actual	Variance Positive (Negative)
Expenditures:								
Current:								
General government:								
Personal services	\$ 220,296	\$ 220,296	\$ 193,842	\$ 26,454	\$ 243,660	\$ 243,660	\$ 229,152	\$ 14,508
Supplies	5,743	5,743	4,837	906	3,900	3,900	1,901	1,999
Other services and charges	20,964	20,964	8,318	12,646	7,749	7,749	3,864	3,885
Capital outlay	2,040	2,040	1,296	744	1,000	1,000	285	715
Total general government	249,043	249,043	208,293	40,750	256,309	256,309	235,202	21,107
Public safety:								
Personal services	-	-	-	-	-	-	-	-
Supplies	-	-	-	-	-	-	-	-
Other services and charges	-	-	-	-	-	-	-	-
Capital outlay	-	-	-	-	-	-	-	-
Total public safety	-	-	-	-	-	-	-	-
Health and welfare:								
Personal services	-	-	-	-	-	-	-	-
Supplies	-	-	-	-	-	-	-	-
Other services and charges	-	-	-	-	-	-	-	-
Total health and welfare	-	-	-	-	-	-	-	-
Total expenditures	\$ 249,043	\$ 249,043	\$ 208,293	\$ 40,750	\$ 256,309	\$ 256,309	\$ 235,202	\$ 21,107

Function and Department	Superior Court V				Superior Court VI			
	Original Budget	Amended Budget	Actual	Variance Positive (Negative)	Original Budget	Amended Budget	Actual	Variance Positive (Negative)
Expenditures:								
Current:								
General government:								
Personal services	\$ 224,935	\$ 224,935	\$ 213,956	\$ 10,979	\$ -	\$ -	\$ -	\$ -
Supplies	3,586	3,586	3,045	541	-	-	-	-
Other services and charges	7,000	7,000	3,685	3,315	-	-	-	-
Capital outlay	1,800	1,800	1,153	647	-	-	-	-
Total general government	237,321	237,321	221,839	15,482	-	-	-	-
Public safety:								
Personal services	-	-	-	-	-	-	-	-
Supplies	-	-	-	-	-	-	-	-
Other services and charges	-	-	-	-	-	-	-	-
Capital outlay	-	-	-	-	-	-	-	-
Total public safety	-	-	-	-	-	-	-	-
Health and welfare:								
Personal services	-	-	-	-	-	-	-	-
Supplies	-	-	-	-	-	-	-	-
Other services and charges	-	-	-	-	-	-	-	-
Total health and welfare	-	-	-	-	-	-	-	-
Total expenditures	\$ 237,321	\$ 237,321	\$ 221,839	\$ 15,482	\$ -	\$ -	\$ -	\$ -

Circuit Court				County Sheriff				County Coroner			
Original Budget	Amended Budget	Actual	Variance Positive (Negative)	Original Budget	Amended Budget	Actual	Variance Positive (Negative)	Original Budget	Amended Budget	Actual	Variance Positive (Negative)
\$ 217,417	\$ 217,417	\$ 180,942	\$ 36,475	\$ -	\$ -	\$ -	\$ -	\$ -	\$ -	\$ -	\$ -
4,185	4,185	2,761	1,424	-	-	-	-	-	-	-	-
24,771	24,771	7,836	16,935	-	-	-	-	-	-	-	-
4,798	4,798	2,893	1,905	-	-	-	-	-	-	-	-
<u>251,171</u>	<u>251,171</u>	<u>194,432</u>	<u>56,739</u>	<u>-</u>	<u>-</u>	<u>-</u>	<u>-</u>	<u>-</u>	<u>-</u>	<u>-</u>	<u>-</u>
-	-	-	-	4,487,612	4,602,008	4,449,773	152,235	54,365	54,365	54,365	-
-	-	-	-	321,229	483,729	482,453	1,276	725	725	-	725
-	-	-	-	312,753	312,753	296,668	16,085	30,088	30,088	28,086	2,002
-	-	-	-	<u>330,000</u>	<u>381,872</u>	<u>331,500</u>	<u>50,372</u>	<u>-</u>	<u>-</u>	<u>-</u>	<u>-</u>
-	-	-	-	<u>5,451,594</u>	<u>5,780,362</u>	<u>5,560,394</u>	<u>219,968</u>	<u>85,178</u>	<u>85,178</u>	<u>82,451</u>	<u>2,727</u>
-	-	-	-	-	-	-	-	-	-	-	-
-	-	-	-	-	-	-	-	-	-	-	-
-	-	-	-	-	-	-	-	-	-	-	-
<u>\$ 251,171</u>	<u>\$ 251,171</u>	<u>\$ 194,432</u>	<u>\$ 56,739</u>	<u>\$ 5,451,594</u>	<u>\$ 5,780,362</u>	<u>\$ 5,560,394</u>	<u>\$ 219,968</u>	<u>\$ 85,178</u>	<u>\$ 85,178</u>	<u>\$ 82,451</u>	<u>\$ 2,727</u>

Prosecuting Attorney				Jail				Probation			
Original Budget	Amended Budget	Actual	Variance Positive (Negative)	Original Budget	Amended Budget	Actual	Variance Positive (Negative)	Original Budget	Amended Budget	Actual	Variance Positive (Negative)
\$ -	\$ -	\$ -	\$ -	\$ -	\$ -	\$ -	\$ -	\$ -	\$ -	\$ -	\$ -
-	-	-	-	-	-	-	-	-	-	-	-
-	-	-	-	-	-	-	-	-	-	-	-
-	-	-	-	-	-	-	-	-	-	-	-
1,403,717	1,489,155	1,438,113	51,042	3,931,709	4,737,119	4,682,261	54,858	1,381,136	1,500,696	1,459,971	40,725
15,851	19,551	19,551	-	197,350	254,350	233,679	20,671	5,853	5,853	5,853	-
44,410	44,410	44,409	1	529,162	1,239,962	1,221,844	18,118	59,100	59,100	59,100	-
-	1,800	1,750	50	-	-	-	-	-	-	-	-
<u>1,463,978</u>	<u>1,554,916</u>	<u>1,503,823</u>	<u>51,093</u>	<u>4,658,221</u>	<u>6,231,431</u>	<u>6,137,784</u>	<u>93,647</u>	<u>1,446,089</u>	<u>1,565,649</u>	<u>1,524,924</u>	<u>40,725</u>
-	-	-	-	-	-	-	-	-	-	-	-
-	-	-	-	-	-	-	-	-	-	-	-
-	-	-	-	-	-	-	-	-	-	-	-
<u>\$ 1,463,978</u>	<u>\$ 1,554,916</u>	<u>\$ 1,503,823</u>	<u>\$ 51,093</u>	<u>\$ 4,658,221</u>	<u>\$ 6,231,431</u>	<u>\$ 6,137,784</u>	<u>\$ 93,647</u>	<u>\$ 1,446,089</u>	<u>\$ 1,565,649</u>	<u>\$ 1,524,924</u>	<u>\$ 40,725</u>

Continued on next page

HAMILTON COUNTY
SUPPLEMENTARY INFORMATION
BUDGETARY COMPARISON SCHEDULES
GENERAL FUND - BY DEPARTMENT
January 1, 2006 to December 31, 2006
(Continued)

Function and Department	Prosecutor IV-D				Weights and Measurers			
	Original Budget	Amended Budget	Actual	Variance Positive (Negative)	Original Budget	Amended Budget	Actual	Variance Positive (Negative)
Expenditures:								
Current:								
General government:								
Personal services	\$ -	\$ -	\$ -	\$ -	\$ 43,652	\$ 61,214	\$ 60,690	\$ 524
Supplies	-	-	-	-	2,463	4,463	4,460	3
Other services and charges	-	-	-	-	7,050	8,050	7,499	551
Capital outlay	-	-	-	-	6,601	9,101	8,787	314
Total general government	-	-	-	-	59,766	82,828	81,436	1,392
Public safety:								
Personal services	-	-	-	-	-	-	-	-
Supplies	-	-	-	-	-	-	-	-
Other services and charges	-	-	-	-	-	-	-	-
Capital outlay	-	-	-	-	-	-	-	-
Total public safety	-	-	-	-	-	-	-	-
Health and welfare:								
Personal services	414,847	463,947	441,492	22,455	-	-	-	-
Supplies	4,640	4,640	4,640	-	-	-	-	-
Other services and charges	16,284	16,284	16,284	-	-	-	-	-
Total health and welfare	435,771	484,871	462,416	22,455	-	-	-	-
Total expenditures	\$ 435,771	\$ 484,871	\$ 462,416	\$ 22,455	\$ 59,766	\$ 82,828	\$ 81,436	\$ 1,392

Function and Department	Emergency Management				4H Facilities Management			
	Original Budget	Amended Budget	Actual	Variance Positive (Negative)	Original Budget	Amended Budget	Actual	Variance Positive (Negative)
Expenditures:								
Current:								
General government:								
Personal services	\$ -	\$ -	\$ -	\$ -	\$ 159,285	\$ 159,285	\$ 155,423	\$ 3,862
Supplies	-	-	-	-	15,597	15,597	13,259	2,338
Other services and charges	-	-	-	-	112,541	112,541	99,888	12,653
Capital outlay	-	-	-	-	-	-	-	-
Total general government	-	-	-	-	287,423	287,423	268,570	18,853
Public safety:								
Personal services	120,612	121,256	121,061	195	-	-	-	-
Supplies	4,118	4,118	4,083	35	-	-	-	-
Other services and charges	22,992	22,992	15,320	7,672	-	-	-	-
Capital outlay	-	-	-	-	-	-	-	-
Total public safety	147,722	148,366	140,464	7,902	-	-	-	-
Health and welfare:								
Personal services	-	-	-	-	-	-	-	-
Supplies	-	-	-	-	-	-	-	-
Other services and charges	-	-	-	-	-	-	-	-
Total health and welfare	-	-	-	-	-	-	-	-
Total expenditures	\$ 147,722	\$ 148,366	\$ 140,464	\$ 7,902	\$ 287,423	\$ 287,423	\$ 268,570	\$ 18,853

Emergency Medical Services				Aviation Commission				Human Resources			
Original Budget	Amended Budget	Actual	Variance Positive (Negative)	Original Budget	Amended Budget	Actual	Variance Positive (Negative)	Original Budget	Amended Budget	Actual	Variance Positive (Negative)
\$ -	\$ -	\$ -	\$ -	\$ 3,600	\$ 4,800	\$ 3,825	\$ 975	\$ 94,991	\$ 102,108	\$ 100,118	\$ 1,990
-	-	-	-	600	600	371	229	4,661	4,661	4,109	552
-	-	-	-	112,517	211,797	191,595	20,202	36,616	36,616	32,625	3,991
-	-	-	-	-	-	-	-	-	-	-	-
-	-	-	-	116,717	217,197	195,791	21,406	136,268	143,385	136,852	6,533
-	-	-	-	-	-	-	-	-	-	-	-
-	-	-	-	-	-	-	-	-	-	-	-
495,453	629,859	629,859	-	-	-	-	-	-	-	-	-
-	-	-	-	-	-	-	-	-	-	-	-
495,453	629,859	629,859	-	-	-	-	-	-	-	-	-
-	-	-	-	-	-	-	-	-	-	-	-
-	-	-	-	-	-	-	-	-	-	-	-
-	-	-	-	-	-	-	-	-	-	-	-
<u>\$ 495,453</u>	<u>\$ 629,859</u>	<u>\$ 629,859</u>	<u>\$ -</u>	<u>\$ 116,717</u>	<u>\$ 217,197</u>	<u>\$ 195,791</u>	<u>\$ 21,406</u>	<u>\$ 136,268</u>	<u>\$ 143,385</u>	<u>\$ 136,852</u>	<u>\$ 6,533</u>

Community Corrections				Safety/Risk Management				Soil and Water			
Original Budget	Amended Budget	Actual	Variance Positive (Negative)	Original Budget	Amended Budget	Actual	Variance Positive (Negative)	Original Budget	Amended Budget	Actual	Variance Positive (Negative)
\$ -	\$ -	\$ -	\$ -	\$ 56,081	\$ 56,081	\$ 46,553	\$ 9,528	\$ 168,257	\$ 170,257	\$ 170,257	\$ -
-	-	-	-	(23,456)	7,044	5,944	1,100	-	-	-	-
-	-	-	-	10,945	10,945	4,271	6,674	23,428	23,428	22,461	967
-	-	-	-	-	-	-	-	-	-	-	-
-	-	-	-	43,570	74,070	56,768	17,302	191,685	193,685	192,718	967
144,451	154,293	142,335	11,958	-	-	-	-	-	-	-	-
-	-	-	-	-	-	-	-	-	-	-	-
88,263	88,263	87,763	500	-	-	-	-	-	-	-	-
-	-	-	-	-	-	-	-	-	-	-	-
232,714	242,556	230,098	12,458	-	-	-	-	-	-	-	-
-	-	-	-	-	-	-	-	-	-	-	-
-	-	-	-	-	-	-	-	-	-	-	-
-	-	-	-	-	-	-	-	-	-	-	-
<u>\$ 232,714</u>	<u>\$ 242,556</u>	<u>\$ 230,098</u>	<u>\$ 12,458</u>	<u>\$ 43,570</u>	<u>\$ 74,070</u>	<u>\$ 56,768</u>	<u>\$ 17,302</u>	<u>\$ 191,685</u>	<u>\$ 193,685</u>	<u>\$ 192,718</u>	<u>\$ 967</u>

Continued on next page

HAMILTON COUNTY
 SUPPLEMENTARY INFORMATION
 BUDGETARY COMPARISON SCHEDULES
 GENERAL FUND - BY DEPARTMENT
 January 1, 2006 to December 31, 2006
 (Continued)

Function and Department	Microfilm				Totals			
	Original Budget	Amended Budget	Actual	Variance Positive (Negative)	Original Budget	Amended Budget	Actual	Variance Positive (Negative)
Expenditures:								
Current:								
General government:								
Personal services	\$ 136,619	\$ 145,419	\$ 138,152	\$ 7,267	\$ 23,492,619	\$ 23,709,719	\$ 22,558,887	\$ 1,150,832
Supplies	10,490	11,990	11,425	565	388,683	429,183	383,004	46,179
Other services and charges	8,756	8,756	8,310	446	9,174,241	12,024,533	11,069,468	955,065
Capital outlay	-	-	-	-	16,853,560	901,060	754,364	146,696
Total general government	155,865	166,165	157,887	8,278	49,909,103	37,064,495	34,765,723	2,298,772
Public safety:								
Personal services	-	-	-	-	11,523,602	12,658,892	12,347,879	311,013
Supplies	-	-	-	-	545,126	768,326	745,619	22,707
Other services and charges	-	-	-	-	1,582,221	2,427,427	2,383,049	44,378
Capital outlay	-	-	-	-	330,000	383,672	333,250	50,422
Total public safety	-	-	-	-	13,980,949	16,238,317	15,809,797	428,520
Health and welfare:								
Personal services	-	-	-	-	414,847	463,947	441,492	22,455
Supplies	-	-	-	-	4,640	4,640	4,640	-
Other services and charges	-	-	-	-	16,284	16,284	16,284	-
Total health and welfare	-	-	-	-	435,771	484,871	462,416	22,455
Total expenditures	\$ 155,865	\$ 166,165	\$ 157,887	\$ 8,278	\$ 64,325,823	\$ 53,787,683	\$ 51,037,936	\$ 2,749,747

Function and Department	Data Board			
	Original Budget	Amended Budget	Actual	Variance Positive (Negative)
Expenditures:				
Current:				
General government:				
Personal services	\$ 899,881	\$ 899,881	\$ 891,694	\$ 8,187
Supplies	14,297	14,297	12,296	2,001
Other services and charges	1,545,214	1,545,214	1,352,741	192,473
Capital outlay	593,717	593,717	562,615	31,102
Total general government	3,053,109	3,053,109	2,819,346	233,763
Public safety:				
Personal services	-	-	-	-
Supplies	-	-	-	-
Other services and charges	-	-	-	-
Capital outlay	-	-	-	-
Total public safety	-	-	-	-
Health and welfare:				
Personal services	-	-	-	-
Supplies	-	-	-	-
Other services and charges	-	-	-	-
Total health and welfare	-	-	-	-
Total expenditures	\$ 3,053,109	\$ 3,053,109	\$ 2,819,346	\$ 233,763

NONMAJOR GOVERNMENTAL FUNDS

SPECIAL REVENUE FUNDS - used to account for specific revenues that are legally restricted to expenditures for particular purposes. The title of the fund is descriptive of the activities involved. The County maintains the following nonmajor Special Revenue funds:

- County Highway - To account for highway construction and the operations of the highway and maintenance department. Financing is provided by state motor vehicle highway distributions.
- Local Road and Street - To account for operation and maintenance of local and arterial road and street systems. Financing is provided by state gasoline tax distributions.
- Family and Children - To account for expenses incurred in providing public welfare assistance. Financing is provided by a specific property tax levy and Federal and State assistance.
- Parks and Recreation - To account for the operations of the County parks and activities sponsored by the parks department. Financing is provided by a specific annual property tax levy and miscellaneous revenues.
- County Health - To account for expenditures for the conservation and improvement of public health. Financing is provided by a specific property tax levy and fees charged for health related permits.
- Property Reassessment - To account for tax revenue raised to fund a reassessment of taxable county property in 2002.
- Drainage Maintenance - To account for expenses of maintaining legal drains in the county. Financing is provided by annual assessments upon lands benefited by the periodic maintenance of a drain.
- Surveyor's Corner Perpetuation - To account for expense incurred in the location and perpetuation of the original government survey corners. Financing is provided by a fee charged to record property transfer deeds.
- Recorder's Perpetuation - To account for the cost of preserving records and the improvement of record keeping systems and equipment. Financing is provided by copy fees collected by the County Recorder.
- Clerk's Perpetuation - To account for the cost of preserving records and the improvement of record keeping systems and equipment. Financing is provided by copy fees collected by the Clerk of the Circuit Court.
- Covered Bridge - To account for the collection and payment of monies used to preserve and restore covered bridges located within the County. Financing is provided by a grant from the State of Indiana.
- Economic Development - To account for impact fees assessed to developers of Hamilton County. These fees are remitted to the Hamilton County Economic Development Corporation semiannually.

NONMAJOR GOVERNMENTAL FUNDS

(Continued)

Art Fund -	To account for revenues from the sale of portraits of the Hamilton County Judicial Center. Proceeds from these sales will be used for art improvement for the Judicial Center.
Unsafe Building -	To account for monies used to repair unsafe buildings within the jurisdiction of the Hamilton County Plan Commission.
Emergency Telephone System -	To account for expenses involved in operating a County-wide emergency telephone service. Revenues are collected by local telephone companies and remitted to the County on a quarterly basis.
County Sales Disclosure -	To account for the County portion of fees charged for filing conveyance of property documents with the County Auditor.
Plat Book -	To account for fees collected by the County Auditor for real property endorsements made.
Emergency Planning -	To provide funding for the preparation, education and implementation of a comprehensive plan in the event of an accident involving hazardous materials. Financing is provided by the State through charges and fees for hazardous material permits.
Innkeeper's Tax -	To account for hotel tax revenues. Revenues are used to fund a County Convention and Tourism Commission.
County Computer Maintenance -	To account for costs incurred in replacing and repairing computer hardware and software for Hamilton County.
Electronic Data -	To account for fees collected for providing duplicate records which are maintained in electronic medium.
Digital Orthophotography -	The fund is a Nonreverting fund established for updating the County Geographical Information Systems base map every two to three years. The purpose of the fund is to allow for uniform annual budgeting for expenditures that are less frequent than once a year.
Stormwater Phase II -	To account for expenditures related to a county-wide municipal stormwater management program.
Highway Inspection -	To account for road inspections and other services provided by the County. Financing is provided by fees collected for services rendered.
Park Nonreverting -	To account for monies and fees procured by specific park and recreation activities as directed by the Hamilton County Parks and Recreation Board.
Park Nonreverting Donation -	To account for gifts and donations that are designated by the donor to be used for purposes which would benefit the Hamilton County Parks and Recreation Department.
Health Maintenance -	To account for costs of providing expanded or additional health services to the public. Financing is provided by distributions from the State Board of Health.

NONMAJOR GOVERNMENTAL FUNDS

(Continued)

Tobacco Settlement -	To account for the distribution from the Tobacco Master Settlement Local Health Department Trust Fund. Funds are to be used for smoking cessation programs and support of community programs.
Tobacco Prevention Grant -	To account for the distribution from the Tobacco Use Prevention and Cessation Trust Fund. Funds are to be used for smoking cessation programs and support of community programs.
Health Donation - Immunization -	To account for donations to the County Health Department which will be used to fund child immunization programs.
Jail Commissary -	To account for the acquisition and sale of cigarettes, candies and other sundry items by the County Sheriff to inmates incarcerated at the County Jail. Financing is provided by fees for the items sold.
Service of Process -	To account for service of process fees that assist in the provision of retirement and disability benefits to County police officers. Financing is provided by service of process fees collected by the County Sheriff.
Accident Report -	To account for Sheriff Department expenditures related to the keeping of accident reports and records or the prevention of street and highway accidents. Financing is provided by fees charged for furnishing accident reports.
Firearms Training -	To account for Sheriff Department expenditures related to training law enforcement officers in the proper use of firearms or other law enforcement duties. Financing is provided by handgun application fees.
Vehicle Inspection -	To account for fees generated by the inspection of motor vehicles by the County Sheriff's Department. Revenues will be used for law enforcement purposes.
Law Enforcement Continuing Education -	To account for expenditures related to continuing education of law enforcement officers employed by the County. Financing is provided by fees collected for the violation of County ordinances.
Notification -	To account for expenditures related to various law enforcement projects that benefit the Sheriff's Department. Projects are determined at the discretion of the Sheriff. Financing is provided by the collection of service of process fees from Sheriff's real property sales.
Training and Equipment -	To account for costs related to law enforcement training or equipment benefiting the Sheriff's Department. Financing is provided by donations from citizens and organizations within the County.
Drug Task Force -	To account for Federal grant monies received by Hamilton County from the City of Carmel. The project involves law enforcement officers from the County and local communities working together on drug cases in Hamilton County.
County Drug Free Community -	To account for the revenue and expenses of a program promoting comprehensive local alcohol and drug abuse prevention initiatives.

NONMAJOR GOVERNMENTAL FUNDS

(Continued)

Drug Enforcement Grant -	To account for the expenditures related to providing additional drug enforcement programs by the County Sheriff. Financing is provided by Federal and State grants.
Sheriff Grant Proceeds -	To account for the expenditures related to providing additional drug enforcement programs by the County Sheriff. Financing is provided by grants.
Drug and Alcohol Nonreverting -	To account for expenditures related to the promotion of or activities promoting the Hamilton County Council on alcohol and other drugs. Revenues are from contributions, gifts, grants and other miscellaneous funds.
Criminal Justice Federal Grant -	To account for Federal and State crime victim assistance and juvenile delinquency prevention grant funds received by Hamilton County. These funds are remitted to the administering agency when they are received.
Traffic Safety Partnership Nonreverting -	To account for grant monies received from the state of Indiana. Expenditures are used to offset the cost of traffic safety projects.
Fire Investigation Prosecutor -	To account for the costs of assisting the Prosecutor in the investigation of fires that are believed to be intentionally set. Financing is provided by a grant from the State of Indiana.
County Extradition -	To account for expenses of extraditing criminal defendants. Financing is provided by bail bond filing fees.
Deferral Program -	To account for fees collected from individuals involved in the deferral program established by the Prosecuting Attorney.
Jury Pay -	To account for expenditures related to paying fees to prospective jury members. Financing is provided by fees collected from a defendant who is found to have committed a crime, violated a statute defining an infraction, or violated an ordinance of a municipal corporation.
Child Advocacy -	To account for expenditures related to developing interdisciplinary responses to child abuse and neglect situations. Financing is provided through user fees.
Court Appointed Special Advocate -	To account for expenditures related to program to provide advocacy and assistance to children who are involved in the court system. Financing is provided through state grants.
Guardian Ad Litem -	To account for expenditures related to program to provide guardian ad litem services. Financing is provided through user fees.
Pretrial Diversion -	To account for the collection and payments related to a program that removes certain criminal offenders from the judicial system prior to the trial. Financing is provided by the collection of user fees from those individuals participating in the program.

NONMAJOR GOVERNMENTAL FUNDS

(Continued)

County Court User's Fee -	To account for the expenditures related to the alcohol and drug services rehabilitation program established by the courts within the County. Financing is provided by users fees charged to the individuals placed in the program.
Unified Probation User's Fees -	To account for various probation program costs. Financing is provided by user fee charges collected by the Clerk of the Circuit Court from the Superior and Circuit Courts.
Supplemental Public Defender -	To account for the costs of public defender representation ordered by Hamilton County courts. Financing is provided by charges assessed to individuals represented by Public Defenders.
Title IV-D Incentive -	To account for reimbursements related to the operation of the Child Support Enforcement (Title 4-D) Program. This funding is to be used for Title 4-D Program purposes.
Campaign Finance Enforcement -	To account for funds to augment and supplement funds otherwise appropriated for the administration of the campaign finance enforcement statute. Financing is provided by fines collected by the Clerk of the Circuit Court for campaign finance violations.
County Corrections -	Accounting of monies received from the State of Indiana. These monies are to be used to fund the operations of the Hamilton County Jail and the Hamilton County Corrections Center. Funds must be appropriated by Hamilton County Council.
Jail Detention -	To account for state grants administered by Hamilton County. Grant expenditures are used to defray the costs of operating the Hamilton County Jail and Jail Administration Building.
Juvenile Detention -	To account for costs incurred in the detention of juveniles. Revenues are generated from billings to other counties.
Community Corrections - Juvenile -	To account for a State grant used for administering juvenile offender programs.
Community Corrections - Adult -	To account for a State grant used for administering rehabilitation programs for adult offenders.
Community Corrections - Home Detention -	To account for fees collected from offenders used to offset the costs of administering a house arrest program.
Intermittent Detention -	To account for fees collected Community Corrections used to offset the costs of administering short-term incarceration programs.
Community Transition -	To account for grant monies received from the State of Indiana. Expenditures are used to offset the cost of programs administered by Community Corrections.

NONMAJOR GOVERNMENTAL FUNDS

(Continued)

Federal Juvenile Accountability -	To account for a federal grant used for administering juvenile accountability programs.
Congressional School Interest -	To account for monies derived from the sale of land in each congressional township. The principal amount of this fund is to be maintained intact and invested. Investment earnings are to be distributed to the school corporations in the County.
Welfare Trust -	To account for the collection and payment of amounts which are collected by the County on behalf of dependent or neglected children.
Juvenile Justice Challenge Grant -	To account for grant monies received from the state. Funds are expended by the Prosecuting Attorney and Hamilton Centers for "Out of School Suspension Programming."
Emergency Management Planning Grant -	To account for grant monies received from the state and expended by emergency management to modify and enhance the county comprehensive emergency management plan.
Community Corrections Grant	To account for a State grant for administering juvenile and adult rehabilitation programs.
Gun Violence Grant -	To account for grant monies received from federal grant by the U.S. Department of Justice. Funds expended by the Prosecuting Attorney to prosecute firearms related violent crimes.
Community Emergency Response -	To account for grant monies received from the state and expended as prescribed by the grant for emergency management.
Homeland Security Grant I -	To account for phase I federal grant monies received for the purchase of local hazardous materials response team equipment.
Homeland Security Grant II -	To account for phase II federal grant monies received for the purchase of local hazardous materials response team equipment.
Homeland Security Bioterrorism -	To account for federal grant monies received for the purchase of local hazardous materials response team equipment.
Race and Gender Fairness Grant -	To account for state grant monies received by the County courts to pay for interpreters for non-English speaking individuals.
Child Services -	To account for the cost of providing psychiatric care for children. Financing is provided by a specific property tax levy.

NONMAJOR GOVERNMENTAL FUNDS

(Continued)

County Identification Security Protection Fund	To account for expenditures related to costs to purchase, upgrade, implement or maintain redacting technology used in the County Recorder's office as required by Indiana Code 36-2-7. Financing is provided by recording fees.
Indianapolis Executive Airport Nonreverting	To account for costs associated with environmental remediation of Indianapolis Executive Airport. Financed by funds created during purchase through escrow.
Park and Recreation Grant -	To account for grant monies received by Hamilton County related to park and recreation department programs and operations. Financing is provided through grants.
Prosecutor Grant -	To account for grant monies received by Hamilton County related to prosecutor department programs and operations. Financing is provided through grants.
CDBG Noblesville Housing Authority -	To account for expenditures related to housing construction projects. Financing is provided by Community Development Block Grant (CDBG) revenues.
Solid Waste District	To accumulate monies for the operations of a household hazardous waste facility pursuant to IC 13-21-3-12. Financing provided by property tax levy and state grants.
Urban Area Security Initiative -	To account for expenditures related to security infrastructure improvement projects. Financing is provided by grant revenues.

DEBT SERVICE FUNDS - Debt service funds are used to account for the accumulation of resources for and the servicing of general long-term debt (e.g. general obligation bonds and capital leases for buildings) from governmental resources.

Jail Bond -	To accumulate monies for repayment of the \$1,000,000, 6.125% Hamilton County Jail General Obligation Bonds which were serial bonds due in annual installments through January 1993. Financing is provided by a specific annual property tax levy. Property taxes levied in excess of actual requirements are legally restricted to servicing this debt.
Park District Bond -	To accumulate monies for repayment of the \$1,575,000, 6.0% Hamilton County Park District General Obligation Bonds which were serial bonds due in annual installments through February 1991. Financing is provided by a specific property tax levy. Property taxes levied in excess of the actual requirements are legally restricted to servicing this debt.
1997 Highway Bond -	To accumulate monies for repayment of the \$18,160,000 Highway Construction General Obligation Bonds which are serial bonds due in annual installments through January 2014. Financing is provided by County Option Income Tax Revenue.
1998 Highway Bond -	To accumulate monies for repayment of the \$15,800,000 Highway Construction General Obligation Bonds which are serial bonds due in annual installments through January 2020. Financing is provided by County Option Income Tax Revenue.

NONMAJOR GOVERNMENTAL FUNDS

(Continued)

Lease Rental -	To accumulate monies for the payment of the \$30,025,800 Hamilton County Public Building Corporation (Building Authority) lease which is due in semiannual installments through July 15, 2014. Financing is provided by a specific annual property tax levy. Property taxes levied in excess of the actual requirements are legally restricted to this fund. Lease rental payments are transferred to the Building Authority. The Building Authority will subsequently retire the bonded indebtedness incurred in constructing the Judicial Center.
Jail Lease Rental -	To accumulate monies for the payment of the \$13,647,000 Hamilton County Public Building Corporation (Building Authority) lease which is due in semiannual installments through January 15, 2015. Financing is provided by a specific annual property tax levy. Property taxes levied in excess of the actual requirements are legally restricted to this fund. Lease rental payments are transferred to the Building Authority. The Building Authority will subsequently retire the bonded indebtedness incurred in constructing the Jail and Jail Administration Building.
146th Street Bond -	To accumulate monies for payment of the 146th Street Redevelopment Authority lease. Financing is provided by County Option Income Tax revenue, Tax Increment Financing revenue, and County Major Bridge Fund revenue.
2002 Park Bond -	To accumulate monies for payment of the 2002 Park general obligation bond. Financing is provided by property tax levy.
2002 Animal Control Bond -	To accumulate monies for payment of the 2002 Animal Control general obligation bond. Financing is provided by property tax levy.
146 th Street West -	To accumulate monies for payment of the 146 th Street West project debt. Financing is provided by Tax Increment Financing revenue.
2004 General Obligation Bonds -	To accumulate monies for payment of the 2004 general obligation bond. Financing is provided by property tax levy.
2004 Park Bond -	To accumulate monies for payment of the 2004 Park general obligation bond. Financing is provided by property tax levy.
Juvenile Services Lease Fund	To accumulate monies for payment of the Juvenile Services Center. Financing is provided by property tax levy.
Redevelopment Commission -	To accumulate monies for the repayment of the \$12,180,000, 3.00% to 7.125% Tax Increment Financing (TIF) Bonds which are serial bonds due in annual installments through January 2014. The bonds were issued for public improvements in special property tax incremental financing districts. Financing is provided through property tax revenue generated from the districts. Currently, there are three districts operating at the county level.

NONMAJOR GOVERNMENTAL FUNDS

(Continued)

Building Authority - To accumulate monies for the repayment of the \$48,432,202, 3.00% to 5.40% Hamilton County Public Building Corporation (Building Authority) General Obligation Bonds which are serial bonds due in annual installments through January 2014. The bonds were issued for the construction and/or renovation of the County Judicial Center and Jail buildings. Financing is provided by semiannual lease payments from the Lease Rental and Jail Lease Rental Funds.

CAPITAL PROJECTS FUNDS - Capital projects funds are used to account for acquisition and construction of major capital facilities other than those financed by proprietary and trust fund types.

Cumulative Bridge - To account for the financing and construction or reconstruction of bridges in the County. Financing is provided by an annual property tax levy.

Cumulative Capital Development - To account for the financing and construction of capital improvements. Financing is provided by an annual property tax levy.

General Drain Improvement - To account for the financing and construction or reconstruction of legal drains in the County. Financing is provided by assessments on real property benefited by such improvements. Affected property owners can either pay the entire assessment at the beginning of the project or pay in semiannual installments over a five year period.

County Major Bridge - To account for the financing and construction of major bridges as defined by State statute. Financing is provided by an annual property tax levy.

96th Street Construction - To account for expenditures related to the widening of and construction of a bridge on 96th Street. Revenues are accumulated from the various governmental units contributing to the costs of this project.

146th Street Construction - To account for expenditures related to the reconstruction of 146th Street. Financing is provided by County Option Income Tax revenues.

Highway Construction Phase I - To account for expenditures related to highway construction projects. Financing has been provided by the general obligation bonds issued in 1997.

Highway Construction Phase II - To account for expenditures related to highway construction projects. Financing has been provided by the general obligation bonds issued in 1998.

Hazel Dell Road Improvement - To account for expenditures related to design and construction of Hazel Dell Road. Financing is provided by participating governmental units.

96th Street/US 421 - To accumulate monies for design and construction at the intersection of 96th Street and US 421. Financing is provided by Tax Increment Financing revenue.

NONMAJOR GOVERNMENTAL FUNDS

(Continued)

Clay Township Trailways -	To account for expenditures related to construction of a trailways project. Financing has been provided by state grants.
Park Construction -	To account for expenditures related to costs of various park improvements. Financing is provided by a general obligation bond issue.
Animal Control Construction -	To account for expenditures related to costs of the construction and equipping of an animal control building. Financing is provided by a general obligation bond issue.
E-911 Upgrade -	To account for expenditures related to upgrading and improving the County Emergency Dispatch System. Financing is provided by a general obligation bond issue.
Highway County Option Income Tax Refunding Fund -	To account for expenditures related to costs of design, land acquisition, inspection costs, and construction costs for road and bridge projects. Financing provided by net proceeds of Hamilton County Option Income Tax Refunding Bonds of 2005.
Airport Capital -	To account for expenditures related to improvements made to the airport purchased by the County in 2003.
2004 General Obligation Bond -	To account for expenditures related to costs of various capital asset purchases. Financing is provided by a general obligation bond issue.
2004 Park Bond -	To account for expenditures related to costs of various park improvements. Financing is provided by a general obligation bond issue.
County Option Income Tax Capital	To account for expenditures related to various capital projects. Financing provided by state distribution of County COIT dollars.
Revolving Airport Capital -	To account for expenditures related to cost of construction, design, land acquisition and professional fees for airport capital improvements. Financing provided through Federal and State grant awards.
Cumulative Courthouse -	To account for the financing and construction of capital improvements. Financing is provided by an annual property tax levy.
2006 County Option Income Tax Bond Anticipation Note -	To account for expenditures related to costs of 146 th Street East project. Financing provided by County Option Income Tax bond anticipation note.

NONMAJOR GOVERNMENTAL FUNDS

(Continued)

Building Authority
Capital Projects -

The building authority capital projects fund accounts for the capital activities of the Hamilton County Public Building Authority (a blended component unit). It accounts for the proceeds of general obligation bonds issued in 2004. The proceeds will be used to construct a new juvenile detention center.

PERMANENT FUND -
capacity.

Permanent funds are used to account for assets held by the County in a trustee

Congressional School
Principal -

To account for monies derived from the sale of land in each congressional township. The principal amount of this fund is to be maintained intact and invested. Investment earnings are to be distributed to the school corporations in the County.

HAMILTON COUNTY
 COMBINING BALANCE SHEET -
 NONMAJOR GOVERNMENTAL FUNDS
 December 31, 2006

<u>Assets</u>	<u>Special Revenue</u>	<u>Debt Service</u>	<u>Capital Projects</u>	<u>Permanent Fund</u>	<u>Totals</u>
Cash and cash equivalents	\$ 39,481,997	\$ 15,856,675	\$ 33,040,088	\$ -	\$ 88,378,760
Investments	1,659	-	-	28,476	30,135
Receivables:					
Taxes	275,912	273,134	421,513	-	970,559
Accounts	906,340	-	-	-	906,340
Special assessments	142,541	-	304,793	-	447,334
Intergovernmental	1,448,833	71,118	831,974	-	2,351,925
Interfund receivable:					
Interfund receivable	-	-	208,105	-	208,105
Total assets	<u>\$ 42,257,282</u>	<u>\$ 16,200,927</u>	<u>\$ 34,806,473</u>	<u>\$ 28,476</u>	<u>\$ 93,293,158</u>
 <u>Liabilities and Fund Balances</u>					
Liabilities:					
Accounts payable	\$ 953,104	\$ -	\$ 808,368	\$ -	\$ 1,761,472
Accrued payroll and withholdings payable	245,447	-	-	-	245,447
Contracts payable	-	-	714,786	-	714,786
Compensated absences payable	4,149	-	-	-	4,149
Interfund payable:					
Interfund payable	208,105	-	-	-	208,105
Unavailable revenue	233,728	223,633	288,081	-	745,442
Matured unpaid bonds and coupons	-	4,451	-	-	4,451
Total liabilities	<u>1,644,533</u>	<u>228,084</u>	<u>1,811,235</u>	<u>-</u>	<u>3,683,852</u>
Fund balances:					
Reserved for:					
Encumbrances	1,373,210	-	3,190,081	-	4,563,291
Debt services	-	15,972,843	-	-	15,972,843
Endowment	-	-	-	28,476	28,476
Unreserved, reported in:					
Special revenue funds	39,239,539	-	-	-	39,239,539
Capital projects funds	-	-	29,805,157	-	29,805,157
Total fund balances	<u>40,612,749</u>	<u>15,972,843</u>	<u>32,995,238</u>	<u>28,476</u>	<u>89,609,306</u>
Total liabilities and fund balances	<u>\$ 42,257,282</u>	<u>\$ 16,200,927</u>	<u>\$ 34,806,473</u>	<u>\$ 28,476</u>	<u>\$ 93,293,158</u>

HAMILTON COUNTY
 COMBINING STATEMENT OF REVENUES, EXPENDITURES, AND OTHER CHANGES IN FUND BALANCES -
 NONMAJOR GOVERNMENTAL FUNDS
 For The Year Ended December 31, 2006

	Special Revenue	Debt Service	Capital Projects	Permanent Fund	Totals
Revenues:					
Taxes:					
Property	\$ 5,933,146	\$ 9,213,748	\$ 7,428,043	\$ -	\$ 22,574,937
Income	368,185	120,619	6,018,184	-	6,506,988
Other	1,309,788	-	-	-	1,309,788
Special assessments	1,297,228	-	587,245	-	1,884,473
Licenses and permits	270,880	-	-	-	270,880
Intergovernmental	11,913,994	662,300	2,605,253	-	15,181,547
Charges for services	6,950,118	-	40,000	-	6,990,118
Fines and forfeits	1,340,258	-	-	-	1,340,258
Other	801,679	493,741	1,277,793	-	2,573,213
Total revenues	30,185,276	10,490,408	17,956,518	-	58,632,202
Expenditures:					
Current:					
General government	3,954,926	12,730	-	-	3,967,656
Public safety	7,828,066	-	-	-	7,828,066
Highways and streets	4,562,902	-	-	-	4,562,902
Health and welfare	4,808,696	-	-	-	4,808,696
Culture and recreation	2,334,293	-	-	-	2,334,293
Debt service:					
Principal	795,000	10,315,000	950,000	-	12,060,000
Interest	81,525	6,112,345	42,750	-	6,236,620
Bond issuance costs	-	190,726	101,574	-	292,300
Capital outlay:					
General government	505,993	-	7,060,015	-	7,566,008
Public safety	147,676	-	8,121,353	-	8,269,029
Highways and streets	557,785	-	8,231,965	-	8,789,750
Culture and recreation	185,060	-	1,528,782	-	1,713,842
Total expenditures	25,761,922	16,630,801	26,036,439	-	68,429,162
Excess (deficiency) of revenues over (under) expenditures	4,423,354	(6,140,393)	(8,079,921)	-	(9,796,960)
Other financing sources (uses):					
Transfers in	1,141,915	10,772,400	807,535	-	12,721,850
Transfers out	(1,178,095)	(20,021,230)	(2,358,846)	-	(23,558,171)
Bond issuance	-	19,080,000	12,100,000	-	31,180,000
Bond discount	-	(158,247)	-	-	(158,247)
Total other financing sources and uses	(36,180)	9,672,923	10,548,689	-	20,185,432
Net change in fund balances	4,387,174	3,532,530	2,468,768	-	10,388,472
Fund balances - beginning as previously stated	35,833,353	12,440,313	30,526,470	28,476	78,828,612
Prior period adjustment	392,222	-	-	-	392,222
Fund balances - beginning restated	36,225,575	12,440,313	30,526,470	28,476	79,220,834
Fund balances - ending	\$ 40,612,749	\$ 15,972,843	\$ 32,995,238	\$ 28,476	\$ 89,609,306

HAMILTON COUNTY
COMBINING BALANCE SHEET -
NONMAJOR SPECIAL REVENUE FUNDS
December 31, 2006

<u>Assets</u>	<u>County Highway</u>	<u>Local Road and Street</u>	<u>Family and Children</u>	<u>Parks and Recreation</u>
Cash and cash equivalents	\$ 5,360,131	\$ 924,337	\$ 9,164,065	\$ 1,347,198
Investments	-	-	-	-
Receivables:				
Taxes	-	-	81,553	44,483
Accounts	-	-	-	-
Special assessments	-	-	-	-
Intergovernmental	571,519	194,083	38,028	9,631
	<u>571,519</u>	<u>194,083</u>	<u>38,028</u>	<u>9,631</u>
Total assets	<u>\$ 5,931,650</u>	<u>\$ 1,118,420</u>	<u>\$ 9,283,646</u>	<u>\$ 1,401,312</u>
 <u>Liabilities and Fund Balances</u>				
Liabilities:				
Accounts payable	\$ 124,918	\$ 8,743	\$ 14,945	\$ 25,697
Accrued payroll and withholdings payable	83,857	-	-	27,605
Compensated absences payable	-	-	-	3,294
Interfund payable:				
Interfund	-	-	-	-
Unavailable revenue	-	-	119,581	54,114
	<u>208,775</u>	<u>8,743</u>	<u>134,526</u>	<u>110,710</u>
Total liabilities	<u>208,775</u>	<u>8,743</u>	<u>134,526</u>	<u>110,710</u>
Fund balances:				
Reserved for:				
Encumbrances	484,981	434,813	-	189,050
Unreserved	5,237,894	674,864	9,149,120	1,101,552
	<u>5,722,875</u>	<u>1,109,677</u>	<u>9,149,120</u>	<u>1,290,602</u>
Total fund balances	<u>5,722,875</u>	<u>1,109,677</u>	<u>9,149,120</u>	<u>1,290,602</u>
Total liabilities and fund balances	<u>\$ 5,931,650</u>	<u>\$ 1,118,420</u>	<u>\$ 9,283,646</u>	<u>\$ 1,401,312</u>

<u>County Health</u>	<u>Property Reassessment</u>	<u>Drainage Maintenance</u>	<u>Surveyor's Corner Perpetuation</u>	<u>Recorder's Perpetuation</u>	<u>Clerk's Perpetuation</u>	<u>Covered Bridge</u>
\$ 646,843	\$ 2,253,834	\$ 6,184,458	\$ 312,023	\$ 437,525	\$ 168,618	\$ 16,315
-	-	-	-	-	-	-
20,653	12,710	-	-	-	-	-
-	-	-	-	-	-	-
-	-	142,541	-	-	-	-
<u>20,743</u>	<u>5,927</u>	<u>-</u>	<u>-</u>	<u>-</u>	<u>-</u>	<u>-</u>
<u>\$ 688,239</u>	<u>\$ 2,272,471</u>	<u>\$ 6,326,999</u>	<u>\$ 312,023</u>	<u>\$ 437,525</u>	<u>\$ 168,618</u>	<u>\$ 16,315</u>
\$ 13,064	\$ 6,588	\$ 52,125	\$ 386	\$ 4,520	\$ -	\$ -
41,507	8,405	-	819	-	-	-
-	-	-	-	-	-	-
-	-	208,105	-	-	-	-
<u>41,396</u>	<u>18,637</u>	<u>-</u>	<u>-</u>	<u>-</u>	<u>-</u>	<u>-</u>
<u>95,967</u>	<u>33,630</u>	<u>260,230</u>	<u>1,205</u>	<u>4,520</u>	<u>-</u>	<u>-</u>
1,521	2,891	-	-	-	-	-
<u>590,751</u>	<u>2,235,950</u>	<u>6,066,769</u>	<u>310,818</u>	<u>433,005</u>	<u>168,618</u>	<u>16,315</u>
<u>592,272</u>	<u>2,238,841</u>	<u>6,066,769</u>	<u>310,818</u>	<u>433,005</u>	<u>168,618</u>	<u>16,315</u>
<u>\$ 688,239</u>	<u>\$ 2,272,471</u>	<u>\$ 6,326,999</u>	<u>\$ 312,023</u>	<u>\$ 437,525</u>	<u>\$ 168,618</u>	<u>\$ 16,315</u>

Continued on next page

HAMILTON COUNTY
 COMBINING BALANCE SHEET -
 NONMAJOR SPECIAL REVENUE FUNDS
 December 31, 2006
 (Continued)

<u>Assets</u>	<u>Economic Development</u>	<u>Art Fund</u>	<u>Unsafe Building</u>	<u>Emergency Telephone System</u>
Cash and cash equivalents	\$ 72,850	\$ 180	\$ 5,000	\$ 3,355,936
Investments	-	-	-	-
Receivables:				
Taxes	-	-	-	-
Accounts	-	-	-	885,903
Special assessments	-	-	-	-
Intergovernmental	-	-	-	-
	<hr/>	<hr/>	<hr/>	<hr/>
Total assets	<u>\$ 72,850</u>	<u>\$ 180</u>	<u>\$ 5,000</u>	<u>\$ 4,241,839</u>
 <u>Liabilities and Fund Balances</u>				
Liabilities:				
Accounts payable	\$ -	\$ -	\$ -	\$ 46,961
Accrued payroll and withholdings payable	-	-	-	7,381
Compensated absences payable	-	-	-	-
Interfund payable:				
Interfund loans	-	-	-	-
Unavailable revenue	-	-	-	-
	<hr/>	<hr/>	<hr/>	<hr/>
Total liabilities	<hr/>	<hr/>	<hr/>	<hr/>
	-	-	-	54,342
Fund balances:				
Reserved for:				
Encumbrances	-	-	-	155,651
Unreserved	72,850	180	5,000	4,031,846
	<hr/>	<hr/>	<hr/>	<hr/>
Total fund balances	<hr/>	<hr/>	<hr/>	<hr/>
	72,850	180	5,000	4,187,497
Total liabilities and fund balances	<u>\$ 72,850</u>	<u>\$ 180</u>	<u>\$ 5,000</u>	<u>\$ 4,241,839</u>

<u>County Sales Disclosure</u>	<u>Plat Book</u>	<u>Emergency Planning</u>	<u>Innkeeper's Tax</u>	<u>County Computer Maintenance</u>	<u>Electronic Data</u>	<u>Digital Orthophotography</u>
\$ 190,823	\$ 105,959	\$ 47,453	\$ 1,202,610	\$ 286,054	\$ 25,958	\$ 608,121
-	-	-	-	-	-	-
-	-	-	82,932	-	-	-
-	-	-	-	-	-	-
-	-	-	-	-	-	-
<u>\$ 190,823</u>	<u>\$ 105,959</u>	<u>\$ 47,453</u>	<u>\$ 1,285,542</u>	<u>\$ 286,054</u>	<u>\$ 25,958</u>	<u>\$ 608,121</u>
\$ -	\$ -	\$ 3,567	\$ -	\$ 6,750	\$ -	\$ -
645	-	-	-	-	-	-
-	-	-	-	-	-	-
-	-	-	-	-	-	-
<u>645</u>	<u>-</u>	<u>3,567</u>	<u>-</u>	<u>6,750</u>	<u>-</u>	<u>-</u>
-	-	-	-	-	-	-
<u>190,178</u>	<u>105,959</u>	<u>43,886</u>	<u>1,285,542</u>	<u>279,304</u>	<u>25,958</u>	<u>608,121</u>
<u>190,178</u>	<u>105,959</u>	<u>43,886</u>	<u>1,285,542</u>	<u>279,304</u>	<u>25,958</u>	<u>608,121</u>
<u>\$ 190,823</u>	<u>\$ 105,959</u>	<u>\$ 47,453</u>	<u>\$ 1,285,542</u>	<u>\$ 286,054</u>	<u>\$ 25,958</u>	<u>\$ 608,121</u>

Continued on next page

HAMILTON COUNTY
 COMBINING BALANCE SHEET -
 NONMAJOR SPECIAL REVENUE FUNDS
 December 31, 2006
 (Continued)

<u>Assets</u>	<u>Stormwater Phase II</u>	<u>Highway Inspection</u>	<u>Park Nonreverting</u>	<u>Park Nonreverting Donation</u>
Cash and cash equivalents	\$ 90,913	\$ 189,131	\$ 200,866	\$ 85,244
Investments	-	-	-	-
Receivables:				
Taxes	-	-	-	-
Accounts	-	-	-	-
Special assessments	-	-	-	-
Intergovernmental	-	-	-	-
	<hr/>	<hr/>	<hr/>	<hr/>
Total assets	<u>\$ 90,913</u>	<u>\$ 189,131</u>	<u>\$ 200,866</u>	<u>\$ 85,244</u>
 <u>Liabilities and Fund Balances</u>				
Liabilities:				
Accounts payable	\$ 768	\$ 2,408	\$ 5,960	\$ -
Accrued payroll and withholdings payable	-	-	-	-
Compensated absences payable	-	-	-	-
Interfund payable:				
Interfund loans	-	-	-	-
Unavailable revenue	-	-	-	-
	<hr/>	<hr/>	<hr/>	<hr/>
Total liabilities	<u>768</u>	<u>2,408</u>	<u>5,960</u>	<u>-</u>
Fund balances:				
Reserved for:				
Encumbrances	58,242	-	-	6,334
Unreserved	<u>31,903</u>	<u>186,723</u>	<u>194,906</u>	<u>78,910</u>
	<hr/>	<hr/>	<hr/>	<hr/>
Total fund balances	<u>90,145</u>	<u>186,723</u>	<u>194,906</u>	<u>85,244</u>
Total liabilities and fund balances	<u>\$ 90,913</u>	<u>\$ 189,131</u>	<u>\$ 200,866</u>	<u>\$ 85,244</u>

Health Maintenance	Tobacco Settlement	Tobacco Prevention Grant	Health Donation Immunization	Jail Commissary	Service of Process	Accident Report
\$ 97,791	\$ 92,146	\$ 110,769	\$ 1,073	\$ 20,455	\$ 337,157	\$ 714
-	-	-	-	-	-	-
-	-	-	-	-	817	-
-	-	-	-	-	-	-
-	-	-	-	-	-	-
<u>\$ 97,791</u>	<u>\$ 92,146</u>	<u>\$ 110,769</u>	<u>\$ 1,073</u>	<u>\$ 20,455</u>	<u>\$ 337,974</u>	<u>\$ 714</u>
\$ -	\$ 90	\$ 4,480	\$ -	\$ -	\$ -	\$ -
1,784	-	-	-	-	-	-
-	-	-	-	-	-	-
-	-	-	-	-	-	-
-	-	-	-	-	-	-
<u>1,784</u>	<u>90</u>	<u>4,480</u>	<u>-</u>	<u>-</u>	<u>-</u>	<u>-</u>
-	-	-	-	-	-	-
<u>96,007</u>	<u>92,056</u>	<u>106,289</u>	<u>1,073</u>	<u>20,455</u>	<u>337,974</u>	<u>714</u>
<u>96,007</u>	<u>92,056</u>	<u>106,289</u>	<u>1,073</u>	<u>20,455</u>	<u>337,974</u>	<u>714</u>
<u>\$ 97,791</u>	<u>\$ 92,146</u>	<u>\$ 110,769</u>	<u>\$ 1,073</u>	<u>\$ 20,455</u>	<u>\$ 337,974</u>	<u>\$ 714</u>

Continued on next page

HAMILTON COUNTY
 COMBINING BALANCE SHEET -
 NONMAJOR SPECIAL REVENUE FUNDS
 December 31, 2006
 (Continued)

<u>Assets</u>	<u>Firearms Training</u>	<u>Vehicle Inspection</u>	<u>Law Enforcement Continuing Education</u>	<u>Notification</u>
Cash and cash equivalents	\$ 17,349	\$ 3,653	\$ 105,091	\$ 7,714
Investments	-	-	-	-
Receivables:				
Taxes	-	-	-	-
Accounts	1,700	170	-	-
Special assessments	-	-	-	-
Intergovernmental	-	-	-	-
	<u> </u>	<u> </u>	<u> </u>	<u> </u>
Total assets	<u>\$ 19,049</u>	<u>\$ 3,823</u>	<u>\$ 105,091</u>	<u>\$ 7,714</u>
 <u>Liabilities and Fund Balances</u>				
Liabilities:				
Accounts payable	\$ -	\$ -	\$ 1,581	\$ 265
Accrued payroll and withholdings payable	-	-	-	-
Compensated absences payable	-	-	-	-
Interfund payable:				
Interfund loans	-	-	-	-
Unavailable revenue	-	-	-	-
	<u> </u>	<u> </u>	<u> </u>	<u> </u>
Total liabilities	<u> </u>	<u> </u>	<u>1,581</u>	<u>265</u>
Fund balances:				
Reserved for:				
Encumbrances	-	-	-	-
Unreserved	19,049	3,823	103,510	7,449
	<u> </u>	<u> </u>	<u> </u>	<u> </u>
Total fund balances	<u>19,049</u>	<u>3,823</u>	<u>103,510</u>	<u>7,449</u>
Total liabilities and fund balances	<u>\$ 19,049</u>	<u>\$ 3,823</u>	<u>\$ 105,091</u>	<u>\$ 7,714</u>

Training and Equipment	Drug Task Force	County Drug Free Community	Drug Enforcement Grant	Sheriff Grant Proceeds	Drug and Alcohol Nonreverting	Criminal Justice Federal Grant
\$ 25,724	\$ 9,816	\$ 296,410	\$ 171,018	\$ 39,791	\$ 3,409	\$ 6
-	-	-	-	-	-	-
-	-	-	-	-	-	-
-	-	-	-	-	-	-
-	-	-	16,373	2,556	-	12,928
<u>\$ 25,724</u>	<u>\$ 9,816</u>	<u>\$ 296,410</u>	<u>\$ 187,391</u>	<u>\$ 42,347</u>	<u>\$ 3,409</u>	<u>\$ 12,934</u>
\$ 1,177	\$ -	\$ 2,245	\$ -	\$ 224	\$ -	\$ 12,928
-	-	2,096	1,936	-	-	-
-	-	-	-	-	-	-
-	-	-	-	-	-	-
-	-	-	-	-	-	-
<u>1,177</u>	<u>-</u>	<u>4,341</u>	<u>1,936</u>	<u>224</u>	<u>-</u>	<u>12,928</u>
-	-	25,933	-	-	-	-
<u>24,547</u>	<u>9,816</u>	<u>266,136</u>	<u>185,455</u>	<u>42,123</u>	<u>3,409</u>	<u>6</u>
<u>24,547</u>	<u>9,816</u>	<u>292,069</u>	<u>185,455</u>	<u>42,123</u>	<u>3,409</u>	<u>6</u>
<u>\$ 25,724</u>	<u>\$ 9,816</u>	<u>\$ 296,410</u>	<u>\$ 187,391</u>	<u>\$ 42,347</u>	<u>\$ 3,409</u>	<u>\$ 12,934</u>

Continued on next page

HAMILTON COUNTY
 COMBINING BALANCE SHEET -
 NONMAJOR SPECIAL REVENUE FUNDS
 December 31, 2006
 (Continued)

<u>Assets</u>	Traffic Safety Partnership Nonreverting	Fire Investigation Prosecutor	County Extradition	Deferral Program
Cash and cash equivalents	\$ 41,613	\$ 473	\$ 283,583	\$ 160,712
Investments	-	-	-	-
Receivables:				
Taxes	-	-	-	-
Accounts	-	-	-	-
Special assessments	-	-	-	-
Intergovernmental	-	-	-	-
Total assets	<u>\$ 41,613</u>	<u>\$ 473</u>	<u>\$ 283,583</u>	<u>\$ 160,712</u>
 <u>Liabilities and Fund Balances</u>				
Liabilities:				
Accounts payable	\$ 21,413	\$ -	\$ -	\$ 11,774
Accrued payroll and withholdings payable	-	-	-	1,043
Compensated absences payable	-	-	-	-
Interfund payable:				
Interfund loans	-	-	-	-
Unavailable revenue	-	-	-	-
Total liabilities	<u>21,413</u>	<u>-</u>	<u>-</u>	<u>12,817</u>
Fund balances:				
Reserved for:				
Encumbrances	-	-	-	-
Unreserved	<u>20,200</u>	<u>473</u>	<u>283,583</u>	<u>147,895</u>
Total fund balances	<u>20,200</u>	<u>473</u>	<u>283,583</u>	<u>147,895</u>
Total liabilities and fund balances	<u>\$ 41,613</u>	<u>\$ 473</u>	<u>\$ 283,583</u>	<u>\$ 160,712</u>

<u>Jury Pay</u>	<u>Child Advocacy</u>	<u>Court Appointed Special Advocate</u>	<u>Guardian Ad Litem</u>	<u>Pretrial Diversion</u>	<u>County Court User's Fee</u>	<u>Unified Probation User's Fee</u>
\$ 265,952	\$ 163	\$ 1,235	\$ 8,779	\$ 127,525	\$ 70,959	\$ 867,292
-	-	-	-	-	-	-
-	-	-	-	-	-	-
-	-	-	-	-	-	-
1,026	-	-	-	86	-	-
<u>\$ 266,978</u>	<u>\$ 163</u>	<u>\$ 1,235</u>	<u>\$ 8,779</u>	<u>\$ 127,611</u>	<u>\$ 70,959</u>	<u>\$ 867,292</u>
\$ -	\$ -	\$ -	\$ -	\$ -	\$ 1,120	\$ 2,166
-	-	-	-	3,566	2,040	19,934
-	-	-	-	-	-	-
-	-	-	-	-	-	-
-	-	-	-	3,566	3,160	22,100
-	-	-	-	-	1,120	12,674
<u>266,978</u>	<u>163</u>	<u>1,235</u>	<u>8,779</u>	<u>124,045</u>	<u>66,679</u>	<u>832,518</u>
<u>266,978</u>	<u>163</u>	<u>1,235</u>	<u>8,779</u>	<u>124,045</u>	<u>67,799</u>	<u>845,192</u>
<u>\$ 266,978</u>	<u>\$ 163</u>	<u>\$ 1,235</u>	<u>\$ 8,779</u>	<u>\$ 127,611</u>	<u>\$ 70,959</u>	<u>\$ 867,292</u>

Continued on next page

HAMILTON COUNTY
 COMBINING BALANCE SHEET -
 NONMAJOR SPECIAL REVENUE FUNDS
 December 31, 2006
 (Continued)

<u>Assets</u>	Supplemental Public Defender	Title IV-D Incentive	Campaign Finance Enforcement	County Corrections
Cash and cash equivalents	\$ 21,079	\$ 256,245	\$ 800	\$ 61,991
Investments	-	-	-	-
Receivables:				
Taxes	-	-	-	-
Accounts	-	-	-	-
Special assessments	-	-	-	-
Intergovernmental	-	18,600	-	-
	<u>-</u>	<u>18,600</u>	<u>-</u>	<u>-</u>
Total assets	<u>\$ 21,079</u>	<u>\$ 274,845</u>	<u>\$ 800</u>	<u>\$ 61,991</u>
 <u>Liabilities and Fund Balances</u>				
Liabilities:				
Accounts payable	\$ -	\$ 94	\$ -	\$ -
Accrued payroll and withholdings payable	-	-	-	2,980
Compensated absences payable	-	-	-	-
Interfund payable:				
Interfund loans	-	-	-	-
Unavailable revenue	-	-	-	-
	<u>-</u>	<u>-</u>	<u>-</u>	<u>-</u>
Total liabilities	<u>-</u>	<u>94</u>	<u>-</u>	<u>2,980</u>
Fund balances:				
Reserved for:				
Encumbrances	-	-	-	-
Unreserved	21,079	274,751	800	59,011
	<u>21,079</u>	<u>274,751</u>	<u>800</u>	<u>59,011</u>
Total fund balances	<u>21,079</u>	<u>274,751</u>	<u>800</u>	<u>59,011</u>
Total liabilities and fund balances	<u>\$ 21,079</u>	<u>\$ 274,845</u>	<u>\$ 800</u>	<u>\$ 61,991</u>

<u>Jail Detention</u>	<u>Juvenile Detention</u>	<u>Community Corrections Juvenile</u>	<u>Community Corrections Adult</u>	<u>Community Corrections Home Detention</u>	<u>Intermittent Detention</u>	<u>Community Transition</u>
\$ 115,913	\$ 222,782	\$ 5,186	\$ 21,025	\$ 1,233,255	\$ 122,393	\$ 14,326
-	-	-	-	-	-	-
-	-	-	-	-	-	-
12,565	-	-	-	-	-	5,185
-	-	-	-	-	-	-
-	14,840	-	-	-	-	-
<u>\$ 128,478</u>	<u>\$ 237,622</u>	<u>\$ 5,186</u>	<u>\$ 21,025</u>	<u>\$ 1,233,255</u>	<u>\$ 122,393</u>	<u>\$ 19,511</u>
\$ -	\$ -	\$ 4,377	\$ -	\$ 26,631	\$ -	\$ -
-	-	-	-	9,284	-	-
-	-	-	-	855	-	-
-	-	-	-	-	-	-
-	-	-	-	-	-	-
-	-	4,377	-	36,770	-	-
-	-	-	-	-	-	-
<u>128,478</u>	<u>237,622</u>	<u>809</u>	<u>21,025</u>	<u>1,196,485</u>	<u>122,393</u>	<u>19,511</u>
<u>128,478</u>	<u>237,622</u>	<u>809</u>	<u>21,025</u>	<u>1,196,485</u>	<u>122,393</u>	<u>19,511</u>
<u>\$ 128,478</u>	<u>\$ 237,622</u>	<u>\$ 5,186</u>	<u>\$ 21,025</u>	<u>\$ 1,233,255</u>	<u>\$ 122,393</u>	<u>\$ 19,511</u>

Continued on next page

HAMILTON COUNTY
 COMBINING BALANCE SHEET -
 NONMAJOR SPECIAL REVENUE FUNDS
 December 31, 2006
 (Continued)

<u>Assets</u>	<u>Federal Juvenile Accountability</u>	<u>Congressional School Interest</u>	<u>Welfare Trust</u>	<u>Juvenile Justice Challenge Grant</u>
Cash and cash equivalents	\$ 10,768	\$ 40,275	\$ 24,763	\$ 6,526
Investments	-	1,659	-	-
Receivables:				
Taxes	-	-	-	-
Accounts	-	-	-	-
Special assessments	-	-	-	-
Intergovernmental	-	-	-	-
	<u> </u>	<u> </u>	<u> </u>	<u> </u>
Total assets	<u>\$ 10,768</u>	<u>\$ 41,934</u>	<u>\$ 24,763</u>	<u>\$ 6,526</u>
 <u>Liabilities and Fund Balances</u>				
Liabilities:				
Accounts payable	\$ -	\$ -	\$ 540	\$ 4,087
Accrued payroll and withholdings payable	-	-	-	-
Compensated absences payable	-	-	-	-
Interfund payable:				
Interfund loans	-	-	-	-
Unavailable revenue	-	-	-	-
	<u> </u>	<u> </u>	<u> </u>	<u> </u>
Total liabilities	<u> </u>	<u> </u>	<u>540</u>	<u>4,087</u>
Fund balances:				
Reserved for:				
Encumbrances	-	-	-	-
Unreserved	<u>10,768</u>	<u>41,934</u>	<u>24,223</u>	<u>2,439</u>
Total fund balances	<u>10,768</u>	<u>41,934</u>	<u>24,223</u>	<u>2,439</u>
Total liabilities and fund balances	<u>\$ 10,768</u>	<u>\$ 41,934</u>	<u>\$ 24,763</u>	<u>\$ 6,526</u>

Emergency Management Planning Grant	Community Corrections Grant	Gun Violence Grant	Community Emergency Response	Homeland Security Grant I	Homeland Security Grant II	Homeland Security Bioterrorism
\$ 7,800	\$ 67,610	\$ -	\$ 1,157	\$ -	\$ -	\$ 4,558
-	-	-	-	-	-	-
-	-	-	-	-	-	-
-	-	-	-	-	-	-
-	48,788	-	-	-	-	4,433
<u>\$ 7,800</u>	<u>\$ 116,398</u>	<u>\$ -</u>	<u>\$ 1,157</u>	<u>\$ -</u>	<u>\$ -</u>	<u>\$ 8,991</u>
\$ -	\$ 8,308	\$ -	\$ -	\$ -	\$ -	\$ 4,437
-	27,222	-	-	-	-	-
-	-	-	-	-	-	-
-	-	-	-	-	-	-
-	35,530	-	-	-	-	4,437
-	-	-	-	-	-	-
<u>7,800</u>	<u>80,868</u>	<u>-</u>	<u>1,157</u>	<u>-</u>	<u>-</u>	<u>4,554</u>
<u>7,800</u>	<u>80,868</u>	<u>-</u>	<u>1,157</u>	<u>-</u>	<u>-</u>	<u>4,554</u>
<u>\$ 7,800</u>	<u>\$ 116,398</u>	<u>\$ -</u>	<u>\$ 1,157</u>	<u>\$ -</u>	<u>\$ -</u>	<u>\$ 8,991</u>

Continued on next page

HAMILTON COUNTY
 COMBINING BALANCE SHEET -
 NONMAJOR SPECIAL REVENUE FUNDS
 December 31, 2006
 (Continued)

<u>Assets</u>	<u>Race and Gender Fairness Grant</u>	<u>Child Services</u>	<u>County Identification Security Protection</u>	<u>Indianapolis Executive Airport Nonreverting</u>
Cash and cash equivalents	\$ -	\$ 184,970	\$ 152,614	\$ 50,000
Investments	-	-	-	-
Receivables:				
Taxes	-	-	-	-
Accounts	-	-	-	-
Special assessments	-	-	-	-
Intergovernmental	-	-	-	-
	<hr/>	<hr/>	<hr/>	<hr/>
Total assets	<u>\$ -</u>	<u>\$ 184,970</u>	<u>\$ 152,614</u>	<u>\$ 50,000</u>
 <u>Liabilities and Fund Balances</u>				
Liabilities:				
Accounts payable	\$ -	\$ -	\$ -	\$ -
Accrued payroll and withholdings payable	-	-	-	-
Compensated absences payable	-	-	-	-
Interfund payable:				
Interfund loans	-	-	-	-
Unavailable revenue	-	-	-	-
	<hr/>	<hr/>	<hr/>	<hr/>
Total liabilities	<hr/>	<hr/>	<hr/>	<hr/>
Fund balances:				
Reserved for:				
Encumbrances	-	-	-	-
Unreserved	-	184,970	152,614	50,000
	<hr/>	<hr/>	<hr/>	<hr/>
Total fund balances	<hr/>	<hr/>	<hr/>	<hr/>
Total liabilities and fund balances	<u>\$ -</u>	<u>\$ 184,970</u>	<u>\$ 152,614</u>	<u>\$ 50,000</u>

Park and Recreation Grant	Prosecutor Grant	CDBG Noblesville Housing Authority	Solid Waste District	Urban Area Security Initiative	Totals
\$ 64,565	\$ 48,934	\$ -	\$ 246,888	\$ 44,757	\$ 39,481,997
-	-	-	-	-	1,659
-	-	-	33,581	-	275,912
-	-	-	-	-	906,340
-	-	-	-	-	142,541
-	-	116,695	-	372,577	1,448,833
<u>\$ 64,565</u>	<u>\$ 48,934</u>	<u>\$ 116,695</u>	<u>\$ 280,469</u>	<u>\$ 417,334</u>	<u>\$ 42,257,282</u>
\$ -	\$ 6,840	\$ 104,273	\$ -	\$ 416,654	\$ 953,104
-	3,343	-	-	-	245,447
-	-	-	-	-	4,149
-	-	-	-	-	208,105
-	-	-	-	-	233,728
-	10,183	104,273	-	416,654	1,644,533
-	-	-	-	-	1,373,210
<u>64,565</u>	<u>38,751</u>	<u>12,422</u>	<u>280,469</u>	<u>680</u>	<u>39,239,539</u>
<u>64,565</u>	<u>38,751</u>	<u>12,422</u>	<u>280,469</u>	<u>680</u>	<u>40,612,749</u>
<u>\$ 64,565</u>	<u>\$ 48,934</u>	<u>\$ 116,695</u>	<u>\$ 280,469</u>	<u>\$ 417,334</u>	<u>\$ 42,257,282</u>

HAMILTON COUNTY
 COMBINING STATEMENT OF REVENUES, EXPENDITURES, AND OTHER CHANGES IN FUND BALANCES -
 NONMAJOR SPECIAL REVENUE FUNDS
 For The Year Ended December 31, 2006

	<u>County Highway</u>	<u>Local Road and Street</u>	<u>Family and Children</u>	<u>Parks and Recreation</u>
Revenues:				
Taxes:				
Property	\$ -	\$ -	\$ 2,673,495	\$ 1,458,270
Income	-	-	-	-
Other	-	-	-	-
Special assessments	-	-	-	-
Licenses and permits	-	-	-	-
Intergovernmental	5,819,937	993,626	281,633	153,617
Charges for services	77,366	-	316,728	191,947
Fines and forfeits	-	-	-	-
Other	19,326	601	25	5,511
	<u>5,916,629</u>	<u>994,227</u>	<u>3,271,881</u>	<u>1,809,345</u>
Total revenues				
Expenditures:				
Current:				
General government	-	-	-	-
Public safety	-	-	-	-
Highways and streets	3,258,427	1,256,260	-	-
Health and welfare	-	-	2,670,407	-
Culture and recreation	-	-	-	2,218,835
Debt service:				
Principal	-	-	-	-
Interest	-	-	-	-
Capital outlay:				
General government	-	-	-	-
Public safety	-	-	-	-
Highways and streets	557,785	-	-	-
Culture and recreation	-	-	-	42,040
	<u>3,816,212</u>	<u>1,256,260</u>	<u>2,670,407</u>	<u>2,260,875</u>
Total expenditures				
Excess (deficiency) of revenues over (under) expenditures	<u>2,100,417</u>	<u>(262,033)</u>	<u>601,474</u>	<u>(451,530)</u>
Other financing sources (uses):				
Transfers in	-	-	-	-
Transfers out	-	-	-	-
	<u>-</u>	<u>-</u>	<u>-</u>	<u>-</u>
Total other financing sources and uses				
Net change in fund balances	<u>2,100,417</u>	<u>(262,033)</u>	<u>601,474</u>	<u>(451,530)</u>
Fund balances - beginning as previously stated	3,622,458	1,371,710	8,547,646	1,742,132
Prior period adjustment	-	-	-	-
Fund balances - beginning restated	<u>3,622,458</u>	<u>1,371,710</u>	<u>8,547,646</u>	<u>1,742,132</u>
Fund balances - ending	<u>\$ 5,722,875</u>	<u>\$ 1,109,677</u>	<u>\$ 9,149,120</u>	<u>\$ 1,290,602</u>

County Health	Property Reassessment	Drainage Maintenance	Surveyor's Corner Perpetuation	Recorder's Perpetuation	Clerk's Perpetuation	Covered Bridge
\$ 677,054	\$ 416,649	\$ -	\$ -	\$ -	\$ -	\$ -
-	-	-	-	-	-	-
-	-	1,297,228	-	-	-	-
270,880	-	-	-	-	-	-
71,323	43,891	-	-	-	-	1,250
95,577	-	-	74,460	541,223	71,633	-
-	-	-	-	-	-	-
1,128	84,134	-	2,954	-	-	-
<u>1,115,962</u>	<u>544,674</u>	<u>1,297,228</u>	<u>77,414</u>	<u>541,223</u>	<u>71,633</u>	<u>1,250</u>
-	530,076	672,842	37,212	403,879	-	-
-	-	-	-	-	-	-
1,734,840	-	-	-	-	-	-
-	-	-	-	-	-	-
-	-	-	-	-	-	-
-	-	-	-	-	-	-
-	-	-	-	-	-	-
<u>1,734,840</u>	<u>530,076</u>	<u>672,842</u>	<u>37,212</u>	<u>403,879</u>	<u>-</u>	<u>-</u>
(618,878)	14,598	624,386	40,202	137,344	71,633	1,250
525,447	-	-	-	-	-	-
-	-	(89,017)	-	-	(84,300)	-
<u>525,447</u>	<u>-</u>	<u>(89,017)</u>	<u>-</u>	<u>-</u>	<u>(84,300)</u>	<u>-</u>
(93,431)	14,598	535,369	40,202	137,344	(12,667)	1,250
685,703	2,224,243	5,531,400	270,616	295,661	181,285	15,065
-	-	-	-	-	-	-
<u>685,703</u>	<u>2,224,243</u>	<u>5,531,400</u>	<u>270,616</u>	<u>295,661</u>	<u>181,285</u>	<u>15,065</u>
<u>\$ 592,272</u>	<u>\$ 2,238,841</u>	<u>\$ 6,066,769</u>	<u>\$ 310,818</u>	<u>\$ 433,005</u>	<u>\$ 168,618</u>	<u>\$ 16,315</u>

Continued on next page

HAMILTON COUNTY
 COMBINING STATEMENT OF REVENUES, EXPENDITURES, AND OTHER CHANGES IN FUND BALANCES -
 NONMAJOR SPECIAL REVENUE FUNDS
 For The Year Ended December 31, 2006
 (Continued)

	Economic Development	Art Fund	Unsafe Building	Emergency Telephone System
Revenues:				
Taxes:				
Property	\$ -	\$ -	\$ -	\$ -
Income	-	-	-	-
Other	-	-	-	-
Special assessments	-	-	-	-
Licenses and permits	-	-	-	-
Intergovernmental	-	-	-	11,969
Charges for services	149,965	-	-	3,575,401
Fines and forfeits	-	-	-	-
Other	-	-	-	-
Total revenues	<u>149,965</u>	<u>-</u>	<u>-</u>	<u>3,587,370</u>
Expenditures:				
Current:				
General government	217,280	-	-	-
Public safety	-	-	-	1,474,830
Highways and streets	-	-	-	-
Health and welfare	-	-	-	-
Culture and recreation	-	-	-	-
Debt service:				
Principal	-	-	-	795,000
Interest	-	-	-	81,525
Capital outlay:				
General government	-	-	-	-
Public safety	-	-	-	-
Highways and streets	-	-	-	-
Culture and recreation	-	-	-	-
Total expenditures	<u>217,280</u>	<u>-</u>	<u>-</u>	<u>2,351,355</u>
Excess (deficiency) of revenues over (under) expenditures	<u>(67,315)</u>	<u>-</u>	<u>-</u>	<u>1,236,015</u>
Other financing sources (uses):				
Transfers in	-	-	-	-
Transfers out	-	-	-	-
Total other financing sources and uses	<u>-</u>	<u>-</u>	<u>-</u>	<u>-</u>
Net change in fund balances	<u>(67,315)</u>	<u>-</u>	<u>-</u>	<u>1,236,015</u>
Fund balances - beginning as previously stated	140,165	180	5,000	2,951,482
Prior period adjustment	-	-	-	-
Fund balances - beginning restated	<u>140,165</u>	<u>180</u>	<u>5,000</u>	<u>2,951,482</u>
Fund balances - ending	<u>\$ 72,850</u>	<u>\$ 180</u>	<u>\$ 5,000</u>	<u>\$ 4,187,497</u>

<u>County Sales Disclosure</u>	<u>Plat Book</u>	<u>Emergency Planning</u>	<u>Innkeeper's Tax</u>	<u>County Computer Maintenance</u>	<u>Electronic Data</u>	<u>Digital Orthophotography</u>
\$ -	\$ -	\$ -	\$ -	\$ -	\$ -	\$ -
-	-	-	-	-	-	-
-	-	-	1,309,788	-	-	-
-	-	-	-	-	-	-
-	-	13,213	-	-	-	-
58,023	80,806	-	-	-	11,005	-
-	-	-	-	-	-	-
<u>58,023</u>	<u>80,806</u>	<u>13,213</u>	<u>1,309,788</u>	<u>-</u>	<u>11,005</u>	<u>-</u>
15,050	9,941	31,228	1,229,801	161,762	2,662	-
-	-	-	-	-	-	-
-	-	-	-	-	-	-
-	-	-	-	-	-	-
-	-	-	-	-	-	-
-	-	-	-	-	-	-
-	-	-	-	-	-	-
<u>15,050</u>	<u>9,941</u>	<u>31,228</u>	<u>1,229,801</u>	<u>161,762</u>	<u>2,662</u>	<u>-</u>
<u>42,973</u>	<u>70,865</u>	<u>(18,015)</u>	<u>79,987</u>	<u>(161,762)</u>	<u>8,343</u>	<u>-</u>
-	-	-	-	-	-	384,121
-	(19,013)	-	-	-	-	-
-	(19,013)	-	-	-	-	384,121
<u>42,973</u>	<u>51,852</u>	<u>(18,015)</u>	<u>79,987</u>	<u>(161,762)</u>	<u>8,343</u>	<u>384,121</u>
147,205	54,107	61,901	1,205,555	441,066	17,615	224,000
-	-	-	-	-	-	-
<u>147,205</u>	<u>54,107</u>	<u>61,901</u>	<u>1,205,555</u>	<u>441,066</u>	<u>17,615</u>	<u>224,000</u>
<u>\$ 190,178</u>	<u>\$ 105,959</u>	<u>\$ 43,886</u>	<u>\$ 1,285,542</u>	<u>\$ 279,304</u>	<u>\$ 25,958</u>	<u>\$ 608,121</u>

Continued on next page

HAMILTON COUNTY
 COMBINING STATEMENT OF REVENUES, EXPENDITURES, AND OTHER CHANGES IN FUND BALANCES -
 NONMAJOR SPECIAL REVENUE FUNDS
 For The Year Ended December 31, 2006
 (Continued)

	Stormwater Phase II	Highway Inspection	Park Nonreverting	Park Nonreverting Donation
Revenues:				
Taxes:				
Property	\$ -	\$ -	\$ -	\$ -
Income	-	-	-	-
Other	-	-	-	-
Special assessments	-	-	-	-
Licenses and permits	-	-	-	-
Intergovernmental	-	-	-	-
Charges for services	-	60,114	161,962	-
Fines and forfeits	-	-	-	-
Other	-	-	56	76,651
	<u>-</u>	<u>-</u>	<u>56</u>	<u>76,651</u>
Total revenues	<u>-</u>	<u>60,114</u>	<u>162,018</u>	<u>76,651</u>
Expenditures:				
Current:				
General government	28,771	-	-	-
Public safety	-	-	-	-
Highways and streets	-	48,215	-	-
Health and welfare	-	-	-	-
Culture and recreation	-	-	71,882	43,576
Debt service:				
Principal	-	-	-	-
Interest	-	-	-	-
Capital outlay:				
General government	-	-	-	-
Public safety	-	-	-	-
Highways and streets	-	-	-	-
Culture and recreation	-	-	96,235	46,785
	<u>-</u>	<u>-</u>	<u>96,235</u>	<u>46,785</u>
Total expenditures	<u>28,771</u>	<u>48,215</u>	<u>168,117</u>	<u>90,361</u>
Excess (deficiency) of revenues over (under) expenditures	<u>(28,771)</u>	<u>11,899</u>	<u>(6,099)</u>	<u>(13,710)</u>
Other financing sources (uses):				
Transfers in	1,750	-	-	-
Transfers out	-	-	-	-
	<u>-</u>	<u>-</u>	<u>-</u>	<u>-</u>
Total other financing sources and uses	<u>1,750</u>	<u>-</u>	<u>-</u>	<u>-</u>
Net change in fund balances	<u>(27,021)</u>	<u>11,899</u>	<u>(6,099)</u>	<u>(13,710)</u>
Fund balances - beginning as previously stated	117,166	174,824	201,005	98,954
Prior period adjustment	-	-	-	-
	<u>117,166</u>	<u>174,824</u>	<u>201,005</u>	<u>98,954</u>
Fund balances - beginning restated	<u>117,166</u>	<u>174,824</u>	<u>201,005</u>	<u>98,954</u>
Fund balances - ending	<u>\$ 90,145</u>	<u>\$ 186,723</u>	<u>\$ 194,906</u>	<u>\$ 85,244</u>

<u>Health Maintenance</u>	<u>Tobacco Settlement</u>	<u>Tobacco Prevention Grant</u>	<u>Health Donation Immunization</u>	<u>Jail Commissary</u>	<u>Service of Process</u>	<u>Accident Report</u>
\$ -	\$ -	\$ -	\$ -	\$ -	\$ -	\$ -
-	-	-	-	-	-	-
-	-	-	-	-	-	-
-	-	-	-	-	-	-
96,926	73,720	120,685	-	-	-	-
-	-	-	-	-	83,192	410
-	-	-	933	401,758	-	-
<u>96,926</u>	<u>73,720</u>	<u>120,685</u>	<u>933</u>	<u>401,758</u>	<u>83,192</u>	<u>410</u>
-	-	-	-	-	-	-
-	-	-	-	397,052	-	-
-	-	-	-	-	-	-
76,743	74,311	76,414	3,053	-	-	-
-	-	-	-	-	-	-
-	-	-	-	-	-	-
-	-	-	-	-	-	-
-	-	-	-	-	-	-
<u>76,743</u>	<u>74,311</u>	<u>76,414</u>	<u>3,053</u>	<u>397,052</u>	<u>-</u>	<u>-</u>
<u>20,183</u>	<u>(591)</u>	<u>44,271</u>	<u>(2,120)</u>	<u>4,706</u>	<u>83,192</u>	<u>410</u>
-	-	-	-	-	-	-
-	-	-	-	-	-	-
-	-	-	-	-	-	-
<u>20,183</u>	<u>(591)</u>	<u>44,271</u>	<u>(2,120)</u>	<u>4,706</u>	<u>83,192</u>	<u>410</u>
75,824	92,647	62,018	3,193	15,749	254,782	304
-	-	-	-	-	-	-
<u>75,824</u>	<u>92,647</u>	<u>62,018</u>	<u>3,193</u>	<u>15,749</u>	<u>254,782</u>	<u>304</u>
<u>\$ 96,007</u>	<u>\$ 92,056</u>	<u>\$ 106,289</u>	<u>\$ 1,073</u>	<u>\$ 20,455</u>	<u>\$ 337,974</u>	<u>\$ 714</u>

Continued on next page

HAMILTON COUNTY
 COMBINING STATEMENT OF REVENUES, EXPENDITURES, AND OTHER CHANGES IN FUND BALANCES -
 NONMAJOR SPECIAL REVENUE FUNDS
 For The Year Ended December 31, 2006
 (Continued)

	Firearms Training	Vehicle Inspection	Law Enforcement Continuing Education	Notification
Revenues:				
Taxes:				
Property	\$ -	\$ -	\$ -	\$ -
Income	-	-	-	-
Other	-	-	-	-
Special assessments	-	-	-	-
Licenses and permits	-	-	-	-
Intergovernmental	-	-	-	-
Charges for services	16,360	3,900	42,737	7,069
Fines and forfeits	-	-	-	-
Other	-	-	-	-
	<u>16,360</u>	<u>3,900</u>	<u>42,737</u>	<u>7,069</u>
Total revenues	<u>16,360</u>	<u>3,900</u>	<u>42,737</u>	<u>7,069</u>
Expenditures:				
Current:				
General government	-	-	-	-
Public safety	10,594	3,940	44,038	15,672
Highways and streets	-	-	-	-
Health and welfare	-	-	-	-
Culture and recreation	-	-	-	-
Debt service:				
Principal	-	-	-	-
Interest	-	-	-	-
Capital outlay:				
General government	-	-	-	-
Public safety	-	-	-	-
Highways and streets	-	-	-	-
Culture and recreation	-	-	-	-
	<u>10,594</u>	<u>3,940</u>	<u>44,038</u>	<u>15,672</u>
Total expenditures	<u>10,594</u>	<u>3,940</u>	<u>44,038</u>	<u>15,672</u>
Excess (deficiency) of revenues over (under) expenditures	<u>5,766</u>	<u>(40)</u>	<u>(1,301)</u>	<u>(8,603)</u>
Other financing sources (uses):				
Transfers in	-	-	-	-
Transfers out	-	-	-	-
	<u>-</u>	<u>-</u>	<u>-</u>	<u>-</u>
Total other financing sources and uses	<u>-</u>	<u>-</u>	<u>-</u>	<u>-</u>
Net change in fund balances	<u>5,766</u>	<u>(40)</u>	<u>(1,301)</u>	<u>(8,603)</u>
Fund balances - beginning as previously stated	13,283	3,863	104,811	16,052
Prior period adjustment	-	-	-	-
	<u>13,283</u>	<u>3,863</u>	<u>104,811</u>	<u>16,052</u>
Fund balances - beginning restated	<u>13,283</u>	<u>3,863</u>	<u>104,811</u>	<u>16,052</u>
Fund balances - ending	<u>\$ 19,049</u>	<u>\$ 3,823</u>	<u>\$ 103,510</u>	<u>\$ 7,449</u>

Training and Equipment	Drug Task Force	County Drug Free Community	Drug Enforcement Grant	Sheriff Grant Proceeds	Drug and Alcohol Nonreverting	Criminal Justice Federal Grant
\$ -	\$ -	\$ -	\$ -	\$ -	\$ -	\$ -
-	-	-	-	-	-	-
-	-	-	-	-	-	-
-	-	-	-	-	-	-
-	-	-	-	-	-	-
35,155	-	210,087	68,200	30,322	3,200	97,277
-	-	-	-	-	-	-
5,704	-	-	-	-	-	-
<u>40,859</u>	<u>-</u>	<u>210,087</u>	<u>68,200</u>	<u>30,322</u>	<u>3,200</u>	<u>97,277</u>
-	-	-	-	-	-	-
50,959	-	187,320	55,875	6,949	2,684	97,277
-	-	-	-	-	-	-
-	-	-	-	-	-	-
-	-	-	-	-	-	-
-	-	-	-	-	-	-
-	-	-	-	-	-	-
-	-	-	-	-	-	-
<u>50,959</u>	<u>-</u>	<u>187,320</u>	<u>55,875</u>	<u>6,949</u>	<u>2,684</u>	<u>97,277</u>
(10,100)	-	22,767	12,325	23,373	516	-
-	-	-	-	-	-	-
-	-	-	-	-	-	-
-	-	-	-	-	-	-
<u>(10,100)</u>	<u>-</u>	<u>22,767</u>	<u>12,325</u>	<u>23,373</u>	<u>516</u>	<u>-</u>
34,647	9,816	269,302	173,130	18,750	2,893	6
-	-	-	-	-	-	-
<u>34,647</u>	<u>9,816</u>	<u>269,302</u>	<u>173,130</u>	<u>18,750</u>	<u>2,893</u>	<u>6</u>
<u>\$ 24,547</u>	<u>\$ 9,816</u>	<u>\$ 292,069</u>	<u>\$ 185,455</u>	<u>\$ 42,123</u>	<u>\$ 3,409</u>	<u>\$ 6</u>

Continued on next page

HAMILTON COUNTY
 COMBINING STATEMENT OF REVENUES, EXPENDITURES, AND OTHER CHANGES IN FUND BALANCES -
 NONMAJOR SPECIAL REVENUE FUNDS
 For The Year Ended December 31, 2006
 (Continued)

	Traffic Safety Partnership Nonreverting	Fire Investigation Prosecutor	County Extradition	Deferral Program
Revenues:				
Taxes:				
Property	\$ -	\$ -	\$ -	\$ -
Income	-	-	-	-
Other	-	-	-	-
Special assessments	-	-	-	-
Licenses and permits	-	-	-	-
Intergovernmental	127,325	-	-	-
Charges for services	-	-	30,800	-
Fines and forfeits	-	-	-	192,764
Other	-	-	-	-
Total revenues	127,325	-	30,800	192,764
Expenditures:				
Current:				
General government	-	-	-	-
Public safety	175,085	-	-	136,661
Highways and streets	-	-	-	-
Health and welfare	-	-	-	-
Culture and recreation	-	-	-	-
Debt service:				
Principal	-	-	-	-
Interest	-	-	-	-
Capital outlay:				
General government	-	-	-	-
Public safety	-	-	-	-
Highways and streets	-	-	-	-
Culture and recreation	-	-	-	-
Total expenditures	175,085	-	-	136,661
Excess (deficiency) of revenues over (under) expenditures	<u>(47,760)</u>	<u>-</u>	<u>30,800</u>	<u>56,103</u>
Other financing sources (uses):				
Transfers in	-	-	-	-
Transfers out	-	-	-	-
Total other financing sources and uses	<u>-</u>	<u>-</u>	<u>-</u>	<u>-</u>
Net change in fund balances	(47,760)	-	30,800	56,103
Fund balances - beginning as previously stated	67,960	473	252,783	91,792
Prior period adjustment	-	-	-	-
Fund balances - beginning restated	67,960	473	252,783	91,792
Fund balances - ending	<u>\$ 20,200</u>	<u>\$ 473</u>	<u>\$ 283,583</u>	<u>\$ 147,895</u>

<u>Jury Pay</u>	<u>Child Advocacy</u>	<u>Court Appointed Special Advocate</u>	<u>Guardian Ad Litem</u>	<u>Pretrial Diversion</u>	<u>County Court User's Fee</u>	<u>Unified Probation User's Fee</u>
\$ -	\$ -	\$ -	\$ -	\$ -	\$ -	\$ -
-	-	-	-	-	-	-
-	-	-	-	-	-	-
-	-	-	-	-	-	-
-	-	-	-	-	-	-
-	-	-	-	-	-	-
-	-	-	-	-	67,381	898,486
37,890	-	2,147	7,607	101,720	-	-
-	-	-	-	-	45	235
<u>37,890</u>	<u>-</u>	<u>2,147</u>	<u>7,607</u>	<u>101,720</u>	<u>67,426</u>	<u>898,721</u>
-	-	-	-	-	-	-
48,445	-	1,019	6,023	98,706	79,997	641,523
-	-	-	-	-	-	-
-	-	-	-	-	-	-
-	-	-	-	-	-	-
-	-	-	-	-	-	-
-	-	-	-	-	-	-
-	-	-	-	-	-	-
<u>48,445</u>	<u>-</u>	<u>1,019</u>	<u>6,023</u>	<u>98,706</u>	<u>79,997</u>	<u>641,523</u>
<u>(10,555)</u>	<u>-</u>	<u>1,128</u>	<u>1,584</u>	<u>3,014</u>	<u>(12,571)</u>	<u>257,198</u>
-	-	-	-	-	-	-
-	-	-	-	(18,681)	-	(33,000)
-	-	-	-	(18,681)	-	(33,000)
<u>(10,555)</u>	<u>-</u>	<u>1,128</u>	<u>1,584</u>	<u>(15,667)</u>	<u>(12,571)</u>	<u>224,198</u>
277,533	163	107	7,195	139,712	80,370	620,994
-	-	-	-	-	-	-
<u>277,533</u>	<u>163</u>	<u>107</u>	<u>7,195</u>	<u>139,712</u>	<u>80,370</u>	<u>620,994</u>
<u>\$ 266,978</u>	<u>\$ 163</u>	<u>\$ 1,235</u>	<u>\$ 8,779</u>	<u>\$ 124,045</u>	<u>\$ 67,799</u>	<u>\$ 845,192</u>

Continued on next page

HAMILTON COUNTY
 COMBINING STATEMENT OF REVENUES, EXPENDITURES, AND OTHER CHANGES IN FUND BALANCES -
 NONMAJOR SPECIAL REVENUE FUNDS
 For The Year Ended December 31, 2006
 (Continued)

	Supplemental Public Defender	Title IV-D Incentive	Campaign Finance Enforcement	County Corrections
Revenues:				
Taxes:				
Property	\$ -	\$ -	\$ -	\$ -
Income	-	-	-	-
Other	-	-	-	-
Special assessments	-	-	-	-
Licenses and permits	-	-	-	-
Intergovernmental	-	98,213	-	87,897
Charges for services	-	-	150	-
Fines and forfeits	44,367	-	-	-
Other	-	-	-	48
	-	-	-	48
Total revenues	44,367	98,213	150	87,945
Expenditures:				
Current:				
General government	-	-	-	-
Public safety	129,548	7,733	-	134,605
Highways and streets	-	-	-	-
Health and welfare	-	-	-	-
Culture and recreation	-	-	-	-
Debt service:				
Principal	-	-	-	-
Interest	-	-	-	-
Capital outlay:				
General government	-	-	-	-
Public safety	-	-	-	-
Highways and streets	-	-	-	-
Culture and recreation	-	-	-	-
	-	-	-	-
Total expenditures	129,548	7,733	-	134,605
Excess (deficiency) of revenues over (under) expenditures	(85,181)	90,480	150	(46,660)
Other financing sources (uses):				
Transfers in	-	-	-	47,482
Transfers out	-	-	-	-
	-	-	-	47,482
Total other financing sources and uses	-	-	-	47,482
Net change in fund balances	(85,181)	90,480	150	822
Fund balances - beginning as previously stated	106,260	184,271	650	58,189
Prior period adjustment	-	-	-	-
	106,260	184,271	650	58,189
Fund balances - beginning restated	106,260	184,271	650	58,189
Fund balances - ending	\$ 21,079	\$ 274,751	\$ 800	\$ 59,011

Jail Detention	Juvenile Detention	Community Corrections Juvenile	Community Corrections Adult	Community Corrections Home Detention	Intermittent Detention	Community Transition
\$ -	\$ -	\$ -	\$ -	\$ -	\$ -	\$ -
-	-	-	-	-	-	-
-	-	-	-	-	-	-
-	-	-	-	-	-	-
131,880	-	-	-	-	-	19,266
-	-	-	-	923,249	30,514	-
-	190,840	-	142	-	-	-
<u>131,880</u>	<u>190,840</u>	<u>-</u>	<u>142</u>	<u>923,249</u>	<u>30,514</u>	<u>19,266</u>
-	-	-	-	-	-	-
-	-	40,219	336,034	686,527	80	21,670
-	-	-	-	-	-	-
-	-	-	-	-	-	-
-	-	-	-	-	-	-
-	-	-	-	-	-	-
-	-	-	-	-	-	-
-	-	-	-	-	-	-
-	-	40,219	336,034	686,527	80	21,670
<u>131,880</u>	<u>190,840</u>	<u>(40,219)</u>	<u>(335,892)</u>	<u>236,722</u>	<u>30,434</u>	<u>(2,404)</u>
-	-	2,797	82,000	-	-	15,318
(203,300)	(26,795)	-	-	(147,597)	-	-
<u>(203,300)</u>	<u>(26,795)</u>	<u>2,797</u>	<u>82,000</u>	<u>(147,597)</u>	<u>-</u>	<u>15,318</u>
<u>(71,420)</u>	<u>164,045</u>	<u>(37,422)</u>	<u>(253,892)</u>	<u>89,125</u>	<u>30,434</u>	<u>12,914</u>
199,898	73,577	38,231	274,917	1,107,360	91,959	6,597
-	-	-	-	-	-	-
<u>199,898</u>	<u>73,577</u>	<u>38,231</u>	<u>274,917</u>	<u>1,107,360</u>	<u>91,959</u>	<u>6,597</u>
<u>\$ 128,478</u>	<u>\$ 237,622</u>	<u>\$ 809</u>	<u>\$ 21,025</u>	<u>\$ 1,196,485</u>	<u>\$ 122,393</u>	<u>\$ 19,511</u>

Continued on next page

HAMILTON COUNTY
 COMBINING STATEMENT OF REVENUES, EXPENDITURES, AND OTHER CHANGES IN FUND BALANCES -
 NONMAJOR SPECIAL REVENUE FUNDS
 For The Year Ended December 31, 2006
 (Continued)

	Federal Juvenile Accountability	Congressional School Interest	Welfare Trust	Juvenile Justice Challenge Grant
Revenues:				
Taxes:				
Property	\$ -	\$ -	\$ -	\$ -
Income	-	-	-	-
Other	-	-	-	-
Special assessments	-	-	-	-
Licenses and permits	-	-	-	-
Intergovernmental	20,000	-	-	47,985
Charges for services	-	-	10,574	-
Fines and forfeits	-	-	-	-
Other	-	778	-	-
	<u>20,000</u>	<u>778</u>	<u>10,574</u>	<u>47,985</u>
Total revenues	20,000	778	10,574	47,985
Expenditures:				
Current:				
General government	-	1,139	-	-
Public safety	63,528	-	-	53,895
Highways and streets	-	-	-	-
Health and welfare	-	-	12,123	-
Culture and recreation	-	-	-	-
Debt service:				
Principal	-	-	-	-
Interest	-	-	-	-
Capital outlay:				
General government	-	-	-	-
Public safety	-	-	-	-
Highways and streets	-	-	-	-
Culture and recreation	-	-	-	-
	<u>63,528</u>	<u>1,139</u>	<u>12,123</u>	<u>53,895</u>
Total expenditures	63,528	1,139	12,123	53,895
Excess (deficiency) of revenues over (under) expenditures	(43,528)	(361)	(1,549)	(5,910)
Other financing sources (uses):				
Transfers in	33,000	-	-	-
Transfers out	-	-	-	-
	<u>33,000</u>	<u>-</u>	<u>-</u>	<u>-</u>
Total other financing sources and uses	33,000	-	-	-
Net change in fund balances	(10,528)	(361)	(1,549)	(5,910)
Fund balances - beginning as previously stated	21,296	42,295	25,772	8,349
Prior period adjustment	-	-	-	-
	<u>21,296</u>	<u>42,295</u>	<u>25,772</u>	<u>8,349</u>
Fund balances - beginning restated	21,296	42,295	25,772	8,349
Fund balances - ending	\$ 10,768	\$ 41,934	\$ 24,223	\$ 2,439

Emergency Management Planning Grant	Community Corrections Grant	Gun Violence Grant	Community Emergency Response	Homeland Security Grant I	Homeland Security Grant II	Homeland Security Bioterrorism
\$ -	\$ -	\$ -	\$ -	\$ -	\$ -	\$ -
-	-	-	-	-	-	-
-	-	-	-	-	-	-
-	-	-	-	-	-	-
-	487,697	1,430	-	-	-	39,422
-	-	-	-	-	-	-
-	-	-	-	-	-	-
-	487,697	1,430	-	-	-	39,422
-	-	-	-	-	-	-
409	406,829	-	2,254	189	114	52,993
-	-	-	-	-	-	-
-	-	-	-	-	-	-
-	-	-	-	-	-	-
-	-	-	-	-	-	-
-	-	-	-	-	-	-
409	406,829	-	2,254	189	114	52,993
(409)	80,868	1,430	(2,254)	(189)	(114)	(13,571)
-	-	-	-	-	-	-
-	-	(30,945)	-	-	-	-
-	-	(30,945)	-	-	-	-
(409)	80,868	(29,515)	(2,254)	(189)	(114)	(13,571)
8,209	-	29,515	3,411	189	114	18,125
-	-	-	-	-	-	-
8,209	-	29,515	3,411	189	114	18,125
\$ 7,800	\$ 80,868	\$ -	\$ 1,157	\$ -	\$ -	\$ 4,554

Continued on next page

HAMILTON COUNTY
 COMBINING STATEMENT OF REVENUES, EXPENDITURES, AND OTHER CHANGES IN FUND BALANCES -
 NONMAJOR SPECIAL REVENUE FUNDS
 For The Year Ended December 31, 2006
 (Continued)

	Race and Gender Fairness Grant	Child Services	County Identification Security Protection	Indianapolis Executive Airport Nonreverting
Revenues:				
Taxes:				
Property	\$ -	\$ 191,279	\$ -	\$ -
Income	-	-	-	-
Other	-	-	-	-
Special assessments	-	-	-	-
Licenses and permits	-	-	-	-
Intergovernmental	7,500	20,117	-	-
Charges for services	-	-	152,614	-
Fines and forfeits	-	-	-	-
Other	-	1	-	-
	<u>7,500</u>	<u>211,397</u>	<u>152,614</u>	<u>-</u>
Total revenues	<u>7,500</u>	<u>211,397</u>	<u>152,614</u>	<u>-</u>
Expenditures:				
Current:				
General government	7,500	-	-	-
Public safety	-	-	-	-
Highways and streets	-	-	-	-
Health and welfare	-	160,805	-	-
Culture and recreation	-	-	-	-
Debt service:				
Principal	-	-	-	-
Interest	-	-	-	-
Capital outlay:				
General government	-	-	-	-
Public safety	-	-	-	-
Highways and streets	-	-	-	-
Culture and recreation	-	-	-	-
	<u>7,500</u>	<u>160,805</u>	<u>-</u>	<u>-</u>
Total expenditures	<u>7,500</u>	<u>160,805</u>	<u>-</u>	<u>-</u>
Excess (deficiency) of revenues over (under) expenditures	<u>-</u>	<u>50,592</u>	<u>152,614</u>	<u>-</u>
Other financing sources (uses):				
Transfers in	-	-	-	50,000
Transfers out	<u>-</u>	<u>-</u>	<u>-</u>	<u>-</u>
Total other financing sources and uses	<u>-</u>	<u>-</u>	<u>-</u>	<u>50,000</u>
Net change in fund balances	<u>-</u>	<u>50,592</u>	<u>152,614</u>	<u>50,000</u>
Fund balances - beginning as previously stated	-	134,378	-	-
Prior period adjustment	<u>-</u>	<u>-</u>	<u>-</u>	<u>-</u>
Fund balances - beginning restated	<u>-</u>	<u>134,378</u>	<u>-</u>	<u>-</u>
Fund balances - ending	<u>\$ -</u>	<u>\$ 184,970</u>	<u>\$ 152,614</u>	<u>\$ 50,000</u>

Park and Recreation Grant	Prosecutor Grant	CDBG Noblesville Housing Authority	Solid Waste District	Urban Area Security Initiative	Totals
\$ -	\$ -	\$ -	\$ 516,399	\$ -	\$ 5,933,146
-	-	-	368,185	-	368,185
-	-	-	-	-	1,309,788
-	-	-	-	-	1,297,228
-	-	-	-	-	270,880
-	88,510	375,406	67,470	2,338,080	11,913,994
-	-	-	-	-	6,950,118
-	-	-	-	-	1,340,258
-	-	-	10,809	-	801,679
-	88,510	375,406	962,863	2,338,080	30,185,276
-	-	562,607	43,176	-	3,954,926
-	167,066	-	-	2,189,724	7,828,066
-	-	-	-	-	4,562,902
-	-	-	-	-	4,808,696
-	-	-	-	-	2,334,293
-	-	-	-	-	795,000
-	-	-	-	-	81,525
-	-	-	505,993	-	505,993
-	-	-	-	147,676	147,676
-	-	-	-	-	557,785
-	-	-	-	-	185,060
-	167,066	562,607	549,169	2,337,400	25,761,922
-	(78,556)	(187,201)	413,694	680	4,423,354
-	-	-	-	-	1,141,915
-	-	-	(525,447)	-	(1,178,095)
-	-	-	(525,447)	-	(36,180)
-	(78,556)	(187,201)	(111,753)	680	4,387,174
64,565	117,307	199,623	-	-	35,833,353
-	-	-	392,222	-	392,222
64,565	117,307	199,623	392,222	-	36,225,575
\$ 64,565	\$ 38,751	\$ 12,422	\$ 280,469	\$ 680	\$ 40,612,749

HAMILTON COUNTY
 COMBINING SCHEDULE OF REVENUES, EXPENDITURES, AND CHANGES IN FUND
 BALANCES - BUDGET AND ACTUAL - (NON-GAAP BASIS)
 NONMAJOR SPECIAL REVENUE FUNDS
 For The Year Ended December 31, 2006

	County Highway			Local Road and Street		
	Amended Budget	Actual Budgetary Basis Amounts	Variance Positive (Negative)	Amended Budget	Actual Budgetary Basis Amounts	Variance Positive (Negative)
Revenues:						
Taxes	\$ -	\$ -	\$ -	\$ -	\$ -	\$ -
Licenses and permits	-	-	-	-	-	-
Intergovernmental	4,520,000	5,772,898	1,252,898	1,277,033	997,567	(279,466)
Charges for services	100,000	77,367	(22,633)	-	-	-
Fines and forfeits	-	-	-	-	-	-
Other	-	19,325	19,325	-	601	601
Total revenues	4,620,000	5,869,590	1,249,590	1,277,033	998,168	(278,865)
Expenditures:						
Current:						
General government:						
Personal services	-	-	-	-	-	-
Supplies	-	-	-	-	-	-
Other services and charges	-	-	-	-	-	-
Capital outlay	-	-	-	-	-	-
Total general government	-	-	-	-	-	-
Public safety:						
Personal services	-	-	-	-	-	-
Supplies	-	-	-	-	-	-
Other services and charges	-	-	-	-	-	-
Capital outlay	-	-	-	-	-	-
Total public safety	-	-	-	-	-	-
Highways and streets:						
Personal services	2,881,039	2,520,376	360,663	-	-	-
Supplies	904,827	553,641	351,186	-	-	-
Other services and charges	435,263	289,031	146,232	212,499	203,699	8,800
Capital outlay	622,942	557,784	65,158	1,050,000	1,050,000	-
Total highways and streets	4,844,071	3,920,832	923,239	1,262,499	1,253,699	8,800
Culture and recreation:						
Personal services	-	-	-	-	-	-
Supplies	-	-	-	-	-	-
Other services and charges	-	-	-	-	-	-
Capital outlay	-	-	-	-	-	-
Total culture and recreation	-	-	-	-	-	-
Health and welfare:						
Personal services	-	-	-	-	-	-
Supplies	-	-	-	-	-	-
Other services and charges	-	-	-	-	-	-
Total health and welfare	-	-	-	-	-	-
Total expenditures	4,844,071	3,920,832	923,239	1,262,499	1,253,699	8,800
Other financing sources:						
Transfers in	-	-	-	-	-	-
Transfers out	-	-	-	-	-	-
Net change in fund balances	(224,071)	1,948,758	2,172,829	14,534	(255,531)	(270,065)
Fund balances - beginning	3,411,373	3,411,373	-	1,179,868	1,179,868	-
Fund balances - December 31	\$ 3,187,302	\$ 5,360,131	\$ 2,172,829	\$ 1,194,402	\$ 924,337	\$ (270,065)

HAMILTON COUNTY
 COMBINING SCHEDULE OF REVENUES, EXPENDITURES, AND CHANGES IN FUND
 BALANCES - BUDGET AND ACTUAL - (NON-GAAP BASIS)
 NONMAJOR SPECIAL REVENUE FUNDS
 For The Year Ended December 31, 2006
 (Continued)

	Property Reassessment			Surveyor's Corner Perpetuation		
	Amended Budget	Actual Budgetary Basis Amounts	Variance Positive (Negative)	Amended Budget	Actual Budgetary Basis Amounts	Variance Positive (Negative)
Revenues:						
Taxes	\$ 419,795	\$ 417,624	\$ (2,171)	\$ -	\$ -	\$ -
Licenses and permits	-	-	-	-	-	-
Intergovernmental	53,103	43,891	(9,212)	-	-	-
Charges for services	-	-	-	62,659	74,460	11,801
Fines and forfeits	-	-	-	-	-	-
Other	35,000	84,134	49,134	-	2,954	2,954
Total revenues	507,898	545,649	37,751	62,659	77,414	14,755
Expenditures:						
Current:						
General government:						
Personal services	493,900	375,259	118,641	62,300	25,894	36,406
Supplies	53,737	36,252	17,485	3,000	2,977	23
Other services and charges	144,823	103,929	40,894	18,700	9,166	9,534
Capital outlay	12,200	11,699	501	-	-	-
Total general government	704,660	527,139	177,521	84,000	38,037	45,963
Public safety:						
Personal services	-	-	-	-	-	-
Supplies	-	-	-	-	-	-
Other services and charges	-	-	-	-	-	-
Capital outlay	-	-	-	-	-	-
Total public safety	-	-	-	-	-	-
Highways and streets:						
Personal services	-	-	-	-	-	-
Supplies	-	-	-	-	-	-
Other services and charges	-	-	-	-	-	-
Capital outlay	-	-	-	-	-	-
Total highways and streets	-	-	-	-	-	-
Culture and recreation:						
Personal services	-	-	-	-	-	-
Supplies	-	-	-	-	-	-
Other services and charges	-	-	-	-	-	-
Capital outlay	-	-	-	-	-	-
Total culture and recreation	-	-	-	-	-	-
Health and welfare:						
Personal services	-	-	-	-	-	-
Supplies	-	-	-	-	-	-
Other services and charges	-	-	-	-	-	-
Total health and welfare	-	-	-	-	-	-
Total expenditures	704,660	527,139	177,521	84,000	38,037	45,963
Other financing sources:						
Transfers in	-	-	-	-	-	-
Transfers out	-	-	-	-	-	-
Net change in fund balances	(196,762)	18,510	215,272	(21,341)	39,377	60,718
Fund balances - beginning	2,235,324	2,235,324	-	272,646	272,646	-
Fund balances - December 31	\$ 2,038,562	\$ 2,253,834	\$ 215,272	\$ 251,305	\$ 312,023	\$ 60,718

HAMILTON COUNTY
 COMBINING SCHEDULE OF REVENUES, EXPENDITURES, AND CHANGES IN FUND
 BALANCES - BUDGET AND ACTUAL - (NON-GAAP BASIS)
 NONMAJOR SPECIAL REVENUE FUNDS
 For The Year Ended December 31, 2006
 (Continued)

	Innkeeper's Tax			Stormwater Phase II		
	Amended Budget	Actual Budgetary Basis Amounts	Variance Positive (Negative)	Amended Budget	Actual Budgetary Basis Amounts	Variance Positive (Negative)
Revenues:						
Taxes	\$ 1,050,000	\$ 1,302,609	\$ 252,609	\$ -	\$ -	\$ -
Licenses and permits	-	-	-	-	-	-
Intergovernmental	-	-	-	120,000	41,750	(78,250)
Charges for services	-	-	-	-	-	-
Fines and forfeits	-	-	-	-	-	-
Other	-	-	-	-	-	-
Total revenues	1,050,000	1,302,609	252,609	120,000	41,750	(78,250)
Expenditures:						
Current:						
General government:						
Personal services	-	-	-	-	-	-
Supplies	-	-	-	-	-	-
Other services and charges	1,229,801	1,229,801	-	114,043	24,903	89,140
Capital outlay	-	-	-	4,873	3,100	1,773
Total general government	1,229,801	1,229,801	-	118,916	28,003	90,913
Public safety:						
Personal services	-	-	-	-	-	-
Supplies	-	-	-	-	-	-
Other services and charges	-	-	-	-	-	-
Capital outlay	-	-	-	-	-	-
Total public safety	-	-	-	-	-	-
Highways and streets:						
Personal services	-	-	-	-	-	-
Supplies	-	-	-	-	-	-
Other services and charges	-	-	-	-	-	-
Capital outlay	-	-	-	-	-	-
Total highways and streets	-	-	-	-	-	-
Culture and recreation:						
Personal services	-	-	-	-	-	-
Supplies	-	-	-	-	-	-
Other services and charges	-	-	-	-	-	-
Capital outlay	-	-	-	-	-	-
Total culture and recreation	-	-	-	-	-	-
Health and welfare:						
Personal services	-	-	-	-	-	-
Supplies	-	-	-	-	-	-
Other services and charges	-	-	-	-	-	-
Total health and welfare	-	-	-	-	-	-
Total expenditures	1,229,801	1,229,801	-	118,916	28,003	90,913
Other financing sources:						
Transfers in	-	-	-	-	-	-
Transfers out	-	-	-	-	-	-
Net change in fund balances	(179,801)	72,808	252,609	1,084	13,747	12,663
Fund balances - beginning	1,129,802	1,129,802	-	77,166	77,166	-
Fund balances - December 31	\$ 950,001	\$ 1,202,610	\$ 252,609	\$ 78,250	\$ 90,913	\$ 12,663

Highway Inspection			Park Nonreverting			Park Nonreverting Donation		
Amended Budget	Actual Budgetary Basis Amounts	Variance Positive (Negative)	Amended Budget	Actual Budgetary Basis Amounts	Variance Positive (Negative)	Amended Budget	Actual Budgetary Basis Amounts	Variance Positive (Negative)
\$ -	\$ -	\$ -	\$ -	\$ -	\$ -	\$ -	\$ -	\$ -
-	-	-	-	-	-	-	-	-
-	60,114	60,114	60,000	161,963	101,963	-	-	-
-	-	-	-	55	55	20,000	76,651	56,651
-	60,114	60,114	60,000	162,018	102,018	20,000	76,651	56,651
-	-	-	-	-	-	-	-	-
-	-	-	-	-	-	-	-	-
-	-	-	-	-	-	-	-	-
-	-	-	-	-	-	-	-	-
-	-	-	-	-	-	-	-	-
-	-	-	-	-	-	-	-	-
125,000	50,860	74,140	-	-	-	-	-	-
-	-	-	-	-	-	-	-	-
125,000	50,860	74,140	-	-	-	-	-	-
-	-	-	-	-	-	-	-	-
-	-	-	36,000	23,405	12,595	23,000	13,237	9,763
-	-	-	50,000	42,917	7,083	58,161	27,339	30,822
-	-	-	98,462	96,235	2,227	50,000	49,785	215
-	-	-	184,462	162,557	21,905	131,161	90,361	40,800
-	-	-	-	-	-	-	-	-
-	-	-	-	-	-	-	-	-
-	-	-	-	-	-	-	-	-
125,000	50,860	74,140	184,462	162,557	21,905	131,161	90,361	40,800
-	-	-	-	-	-	-	-	-
-	-	-	-	-	-	-	-	-
(125,000)	9,254	134,254	(124,462)	(539)	123,923	(111,161)	(13,710)	97,451
179,877	179,877	-	201,405	201,405	-	98,954	98,954	-
\$ 54,877	\$ 189,131	\$ 134,254	\$ 76,943	\$ 200,866	\$ 123,923	\$ (12,207)	\$ 85,244	\$ 97,451

Continued on next page

HAMILTON COUNTY
 COMBINING SCHEDULE OF REVENUES, EXPENDITURES, AND CHANGES IN FUND
 BALANCES - BUDGET AND ACTUAL - (NON-GAAP BASIS)
 NONMAJOR SPECIAL REVENUE FUNDS
 For The Year Ended December 31, 2006
 (Continued)

	Health Maintenance			Tobacco Settlement		
	Amended Budget	Actual Budgetary Basis Amounts	Variance Positive (Negative)	Amended Budget	Actual Budgetary Basis Amounts	Variance Positive (Negative)
Revenues:						
Taxes	\$ -	\$ -	\$ -	\$ -	\$ -	\$ -
Licenses and permits	-	-	-	-	-	-
Intergovernmental	50,000	96,926	46,926	75,000	73,720	(1,280)
Charges for services	-	-	-	-	-	-
Fines and forfeits	-	-	-	-	-	-
Other	-	-	-	-	-	-
Total revenues	50,000	96,926	46,926	75,000	73,720	(1,280)
Expenditures:						
Current:						
General government:						
Personal services	-	-	-	-	-	-
Supplies	-	-	-	2,000	1,725	275
Other services and charges	-	-	-	69,500	69,496	4
Capital outlay	-	-	-	3,000	3,000	-
Total general government	-	-	-	74,500	74,221	279
Public safety:						
Personal services	-	-	-	-	-	-
Supplies	-	-	-	-	-	-
Other services and charges	-	-	-	-	-	-
Capital outlay	-	-	-	-	-	-
Total public safety	-	-	-	-	-	-
Highways and streets:						
Personal services	-	-	-	-	-	-
Supplies	-	-	-	-	-	-
Other services and charges	-	-	-	-	-	-
Capital outlay	-	-	-	-	-	-
Total highways and streets	-	-	-	-	-	-
Culture and recreation:						
Personal services	-	-	-	-	-	-
Supplies	-	-	-	-	-	-
Other services and charges	-	-	-	-	-	-
Capital outlay	-	-	-	-	-	-
Total culture and recreation	-	-	-	-	-	-
Health and welfare:						
Personal services	79,504	73,765	5,739	-	-	-
Supplies	-	-	-	-	-	-
Other services and charges	5,000	3,486	1,514	-	-	-
Total health and welfare	84,504	77,251	7,253	-	-	-
Total expenditures	84,504	77,251	7,253	74,500	74,221	279
Other financing sources:						
Transfers in	-	-	-	-	-	-
Transfers out	-	-	-	-	-	-
Net change in fund balances	(34,504)	19,675	54,179	500	(501)	(1,001)
Fund balances - beginning	78,116	78,116	-	92,647	92,647	-
Fund balances - December 31	\$ 43,612	\$ 97,791	\$ 54,179	\$ 93,147	\$ 92,146	\$ (1,001)

County Drug Free Community			Deferral Program			Jury Pay		
Amended Budget	Actual Budgetary Basis Amounts	Variance Positive (Negative)	Amended Budget	Actual Budgetary Basis Amounts	Variance Positive (Negative)	Amended Budget	Actual Budgetary Basis Amounts	Variance Positive (Negative)
\$ -	\$ -	\$ -	\$ -	\$ -	\$ -	\$ -	\$ -	\$ -
-	-	-	-	-	-	-	-	-
-	-	-	-	-	-	-	-	-
220,000	210,237	(9,763)	120,000	193,014	73,014	35,000	37,858	2,858
-	-	-	-	-	-	-	-	-
<u>220,000</u>	<u>210,237</u>	<u>(9,763)</u>	<u>120,000</u>	<u>193,014</u>	<u>73,014</u>	<u>35,000</u>	<u>37,858</u>	<u>2,858</u>
-	-	-	-	-	-	-	-	-
-	-	-	-	-	-	-	-	-
-	-	-	-	-	-	-	-	-
73,766	73,610	156	59,528	52,754	6,774	60,000	48,445	11,555
600	68	532	4,286	529	3,757	-	-	-
128,084	126,540	1,544	60,215	58,749	1,466	-	-	-
-	-	-	15,000	15,000	-	-	-	-
<u>202,450</u>	<u>200,218</u>	<u>2,232</u>	<u>139,029</u>	<u>127,032</u>	<u>11,997</u>	<u>60,000</u>	<u>48,445</u>	<u>11,555</u>
-	-	-	-	-	-	-	-	-
-	-	-	-	-	-	-	-	-
-	-	-	-	-	-	-	-	-
-	-	-	-	-	-	-	-	-
-	-	-	-	-	-	-	-	-
-	-	-	-	-	-	-	-	-
-	-	-	-	-	-	-	-	-
-	-	-	-	-	-	-	-	-
-	-	-	-	-	-	-	-	-
-	-	-	-	-	-	-	-	-
202,450	200,218	2,232	139,029	127,032	11,997	60,000	48,445	11,555
-	-	-	-	-	-	-	-	-
-	-	-	-	-	-	-	-	-
17,550	10,019	(7,531)	(19,029)	65,982	85,011	(25,000)	(10,587)	14,413
<u>286,391</u>	<u>286,391</u>	<u>-</u>	<u>94,730</u>	<u>94,730</u>	<u>-</u>	<u>276,539</u>	<u>276,539</u>	<u>-</u>
<u>\$ 303,941</u>	<u>\$ 296,410</u>	<u>\$ (7,531)</u>	<u>\$ 75,701</u>	<u>\$ 160,712</u>	<u>\$ 85,011</u>	<u>\$ 251,539</u>	<u>\$ 265,952</u>	<u>\$ 14,413</u>

Continued on next page

HAMILTON COUNTY
 COMBINING SCHEDULE OF REVENUES, EXPENDITURES, AND CHANGES IN FUND
 BALANCES - BUDGET AND ACTUAL - (NON-GAAP BASIS)
 NONMAJOR SPECIAL REVENUE FUNDS
 For The Year Ended December 31, 2006
 (Continued)

	Pretrial Diversion			County Court User's Fee		
	Amended Budget	Actual Budgetary Basis Amounts	Variance Positive (Negative)	Amended Budget	Actual Budgetary Basis Amounts	Variance Positive (Negative)
Revenues:						
Taxes	\$ -	\$ -	\$ -	\$ -	\$ -	\$ -
Licenses and permits	-	-	-	-	-	-
Intergovernmental	-	-	-	-	-	-
Charges for services	70,000	102,224	32,224	100,000	67,381	(32,619)
Fines and forfeits	-	-	-	-	-	-
Other	-	-	-	-	45	45
Total revenues	70,000	102,224	32,224	100,000	67,426	(32,574)
Expenditures:						
Current:						
General government:						
Personal services	-	-	-	-	-	-
Supplies	-	-	-	-	-	-
Other services and charges	-	-	-	-	-	-
Capital outlay	-	-	-	-	-	-
Total general government	-	-	-	-	-	-
Public safety:						
Personal services	101,697	98,602	3,095	49,610	49,600	10
Supplies	1,716	-	1,716	-	-	-
Other services and charges	-	-	-	65,956	34,930	31,026
Capital outlay	-	-	-	-	-	-
Total public safety	103,413	98,602	4,811	115,566	84,530	31,036
Highways and streets:						
Personal services	-	-	-	-	-	-
Supplies	-	-	-	-	-	-
Other services and charges	-	-	-	-	-	-
Capital outlay	-	-	-	-	-	-
Total highways and streets	-	-	-	-	-	-
Culture and recreation:						
Personal services	-	-	-	-	-	-
Supplies	-	-	-	-	-	-
Other services and charges	-	-	-	-	-	-
Capital outlay	-	-	-	-	-	-
Total culture and recreation	-	-	-	-	-	-
Health and welfare:						
Personal services	-	-	-	-	-	-
Supplies	-	-	-	-	-	-
Other services and charges	-	-	-	-	-	-
Total health and welfare	-	-	-	-	-	-
Total expenditures	103,413	98,602	4,811	115,566	84,530	31,036
Other financing sources:						
Transfers in	-	-	-	-	-	-
Transfers out	(18,681)	(18,681)	-	-	-	-
Net change in fund balances	(52,094)	(15,059)	37,035	(15,566)	(17,104)	(1,538)
Fund balances - beginning	142,584	142,584	-	88,063	88,063	-
Fund balances - December 31	\$ 90,490	\$ 127,525	\$ 37,035	\$ 72,497	\$ 70,959	\$ (1,538)

HAMILTON COUNTY
 COMBINING SCHEDULE OF REVENUES, EXPENDITURES, AND CHANGES IN FUND
 BALANCES - BUDGET AND ACTUAL - (NON-GAAP BASIS)
 NONMAJOR SPECIAL REVENUE FUNDS
 For The Year Ended December 31, 2006
 (Continued)

	Federal Juvenile Accountability			Gun Violence Grant		
	Amended Budget	Actual Budgetary Basis Amounts	Variance Positive (Negative)	Amended Budget	Actual Budgetary Basis Amounts	Variance Positive (Negative)
Revenues:						
Taxes	\$ -	\$ -	\$ -	\$ -	\$ -	\$ -
Licenses and permits	-	-	-	-	-	-
Intergovernmental	80,000	20,000	(60,000)	6,000	5,984	(16)
Charges for services	-	-	-	-	-	-
Fines and forfeits	-	-	-	-	-	-
Other	-	-	-	-	-	-
Total revenues	80,000	20,000	(60,000)	6,000	5,984	(16)
Expenditures:						
Current:						
General government:						
Personal services	-	-	-	-	-	-
Supplies	-	-	-	-	-	-
Other services and charges	-	-	-	-	-	-
Capital outlay	-	-	-	-	-	-
Total general government	-	-	-	-	-	-
Public safety:						
Personal services	60,172	60,074	98	28,813	-	28,813
Supplies	-	-	-	-	-	-
Other services and charges	17,955	5,307	12,648	-	-	-
Capital outlay	-	-	-	-	-	-
Total public safety	78,127	65,381	12,746	28,813	-	28,813
Highways and streets:						
Personal services	-	-	-	-	-	-
Supplies	-	-	-	-	-	-
Other services and charges	-	-	-	-	-	-
Capital outlay	-	-	-	-	-	-
Total highways and streets	-	-	-	-	-	-
Culture and recreation:						
Personal services	-	-	-	-	-	-
Supplies	-	-	-	-	-	-
Other services and charges	-	-	-	-	-	-
Capital outlay	-	-	-	-	-	-
Total culture and recreation	-	-	-	-	-	-
Health and welfare:						
Personal services	-	-	-	-	-	-
Supplies	-	-	-	-	-	-
Other services and charges	-	-	-	-	-	-
Total health and welfare	-	-	-	-	-	-
Total expenditures	78,127	65,381	12,746	28,813	-	28,813
Other financing sources:						
Transfers in	33,000	33,000	-	-	-	-
Transfers out	-	-	-	(30,945)	(30,945)	-
Net change in fund balances	34,873	(12,381)	(47,254)	(53,758)	(24,961)	28,797
Fund balances - beginning	23,149	23,149	-	24,961	24,961	-
Fund balances - December 31	\$ 58,022	\$ 10,768	\$ (47,254)	\$ (28,797)	\$ -	\$ 28,797

Child Services			Total		
Amended Budget	Actual Budgetary Basis Amounts	Variance Positive (Negative)	Amended Budget	Actual Budgetary Basis Amounts	Variance Positive (Negative)
\$ 195,000	\$ 191,279	\$ (3,721)	\$ 6,516,244	\$ 6,730,933	\$ 214,689
-	-	-	125,000	270,880	145,880
21,000	20,118	(882)	7,157,494	8,160,031	1,002,537
-	-	-	2,353,611	2,652,510	298,899
-	-	-	2,837,659	3,338,429	500,770
-	-	-	55,000	185,194	130,194
<u>216,000</u>	<u>211,397</u>	<u>(4,603)</u>	<u>19,045,008</u>	<u>21,337,977</u>	<u>2,292,969</u>
-	-	-	556,200	401,153	155,047
-	-	-	58,737	40,954	17,783
-	-	-	1,591,867	1,447,236	144,631
-	-	-	20,073	17,799	2,274
-	-	-	<u>2,226,877</u>	<u>1,907,142</u>	<u>319,735</u>
-	-	-	1,595,293	1,297,540	297,753
-	-	-	37,668	30,817	6,851
-	-	-	2,876,018	2,410,123	465,895
-	-	-	211,624	209,667	1,957
-	-	-	<u>4,720,603</u>	<u>3,948,147</u>	<u>772,456</u>
-	-	-	2,881,039	2,520,376	360,663
-	-	-	904,827	553,641	351,186
-	-	-	772,762	543,590	229,172
-	-	-	1,672,942	1,607,784	65,158
-	-	-	<u>6,231,570</u>	<u>5,225,391</u>	<u>1,006,179</u>
-	-	-	1,251,583	1,185,993	65,590
-	-	-	215,000	192,227	22,773
-	-	-	975,487	936,723	38,764
-	-	-	266,462	189,107	77,355
-	-	-	<u>2,708,532</u>	<u>2,504,050</u>	<u>204,482</u>
-	-	-	1,508,212	1,403,991	104,221
-	-	-	41,150	41,007	143
180,000	160,805	19,195	3,568,094	3,411,640	156,454
180,000	160,805	19,195	5,117,456	4,856,638	260,818
180,000	160,805	19,195	21,005,038	18,441,368	2,563,670
-	-	-	80,482	80,482	-
-	-	-	(101,639)	(101,639)	-
36,000	50,592	14,592	(1,981,187)	2,875,452	4,856,639
134,378	134,378	-	24,668,686	24,668,686	-
<u>\$ 170,378</u>	<u>\$ 184,970</u>	<u>\$ 14,592</u>	<u>\$ 22,687,499</u>	<u>\$ 27,544,138</u>	<u>\$ 4,856,639</u>

HAMILTON COUNTY
 COMBINING BALANCE SHEET -
 NONMAJOR DEBT SERVICE FUNDS
 December 31, 2006

<u>Assets</u>	<u>Jail Bond</u>	<u>Park District Bond</u>	<u>1997 Highway Bond</u>	<u>1998 Highway Bond</u>
Cash and cash equivalents	\$ 3,228	\$ 10,433	\$ 858,083	\$ 398,591
Receivables:				
Taxes	-	-	-	-
Intergovernmental	-	-	-	-
Total assets	<u>\$ 3,228</u>	<u>\$ 10,433</u>	<u>\$ 858,083</u>	<u>\$ 398,591</u>
 <u>Liabilities and Fund Balances</u>				
Liabilities:				
Unavailable revenue	\$ -	\$ -	\$ -	\$ -
Matured unpaid bonds and coupons	<u>2,063</u>	<u>2,388</u>	<u>-</u>	<u>-</u>
Total liabilities	<u>2,063</u>	<u>2,388</u>	<u>-</u>	<u>-</u>
 Fund balances:				
Reserved for:				
Debt services	<u>1,165</u>	<u>8,045</u>	<u>858,083</u>	<u>398,591</u>
Total fund balances	<u>1,165</u>	<u>8,045</u>	<u>858,083</u>	<u>398,591</u>
Total liabilities and fund balances	<u>\$ 3,228</u>	<u>\$ 10,433</u>	<u>\$ 858,083</u>	<u>\$ 398,591</u>

<u>Lease Rental</u>	<u>Jail Lease Rental</u>	<u>146th Street Bond</u>	<u>2002 Park Bond</u>	<u>2002 Animal Control Bond</u>	<u>146th Street West</u>
\$ 1,335,603	\$ 620,347	\$ 3,973,632	\$ 192,128	\$ 88,784	\$ 995,496
74,669	34,951	-	10,591	5,296	-
<u>34,818</u>	<u>16,298</u>	<u>-</u>	<u>4,939</u>	<u>2,469</u>	<u>-</u>
<u>\$ 1,445,090</u>	<u>\$ 671,596</u>	<u>\$ 3,973,632</u>	<u>\$ 207,658</u>	<u>\$ 96,549</u>	<u>\$ 995,496</u>
\$ 109,487	\$ 51,249	\$ -	\$ 15,530	\$ 7,765	\$ -
-	-	-	-	-	-
<u>109,487</u>	<u>51,249</u>	<u>-</u>	<u>15,530</u>	<u>7,765</u>	<u>-</u>
<u>1,335,603</u>	<u>620,347</u>	<u>3,973,632</u>	<u>192,128</u>	<u>88,784</u>	<u>995,496</u>
<u>1,335,603</u>	<u>620,347</u>	<u>3,973,632</u>	<u>192,128</u>	<u>88,784</u>	<u>995,496</u>
<u>\$ 1,445,090</u>	<u>\$ 671,596</u>	<u>\$ 3,973,632</u>	<u>\$ 207,658</u>	<u>\$ 96,549</u>	<u>\$ 995,496</u>

Continued on next page

HAMILTON COUNTY
 COMBINING BALANCE SHEET -
 NONMAJOR DEBT SERVICE FUNDS
 December 31, 2006
 (Continued)

<u>Assets</u>	<u>2004 General Obligation Bonds</u>	<u>2004 Park Bond</u>	<u>Juvenile Services Lease</u>
Cash and cash equivalents	\$ -	\$ 10,235	\$ 1,458,374
Receivables:			
Taxes	141,272	6,355	-
Intergovernmental	<u>9,631</u>	<u>2,963</u>	<u>-</u>
Total assets	<u>\$ 150,903</u>	<u>\$ 19,553</u>	<u>\$ 1,458,374</u>
<u>Liabilities and Fund Balances</u>			
Liabilities:			
Unavailable revenue	\$ 30,284	\$ 9,318	\$ -
Matured unpaid bonds and coupons	<u>-</u>	<u>-</u>	<u>-</u>
Total liabilities	<u>30,284</u>	<u>9,318</u>	<u>-</u>
Fund balances:			
Reserved for:			
Debt services	<u>120,619</u>	<u>10,235</u>	<u>1,458,374</u>
Total fund balances	<u>120,619</u>	<u>10,235</u>	<u>1,458,374</u>
Total liabilities and fund balances	<u>\$ 150,903</u>	<u>\$ 19,553</u>	<u>\$ 1,458,374</u>

<u>Redevelopment Commission</u>	<u>Building Authority</u>	<u>Totals</u>
\$ 5,207,039	\$ 704,702	\$ 15,856,675
-	-	273,134
<u>-</u>	<u>-</u>	<u>71,118</u>
<u>\$ 5,207,039</u>	<u>\$ 704,702</u>	<u>\$ 16,200,927</u>
\$ -	\$ -	\$ 223,633
<u>-</u>	<u>-</u>	<u>4,451</u>
<u>-</u>	<u>-</u>	<u>228,084</u>
<u>5,207,039</u>	<u>704,702</u>	<u>15,972,843</u>
<u>5,207,039</u>	<u>704,702</u>	<u>15,972,843</u>
<u>\$ 5,207,039</u>	<u>\$ 704,702</u>	<u>\$ 16,200,927</u>

HAMILTON COUNTY
 COMBINING STATEMENT OF REVENUES, EXPENDITURES, AND OTHER CHANGES IN FUND BALANCES -
 NONMAJOR DEBT SERVICE FUNDS
 For The Year Ended December 31, 2006

	Jail Bond	Park District Bond	1997 Highway Bond	1998 Highway Bond
Revenues:				
Taxes:				
Property	\$ -	\$ -	\$ -	\$ -
Income	-	-	-	-
Intergovernmental	-	-	-	-
Other	-	-	64,823	41,629
Total revenues	-	-	64,823	41,629
Expenditures:				
Current:				
General government	-	-	-	-
Debt service:				
Principal	-	-	1,225,000	710,000
Interest	-	-	361,124	243,991
Bond issuance costs	-	-	-	-
Total expenditures	-	-	1,586,124	953,991
Excess (deficiency) of revenues over (under) expenditures	-	-	(1,521,301)	(912,362)
Other financing sources (uses):				
Transfers in	-	-	1,515,380	669,918
Transfers out	-	-	-	-
Bond issuance	-	-	-	-
Bond discount	-	-	-	-
Total other financing sources and uses	-	-	1,515,380	669,918
Net change in fund balances	-	-	(5,921)	(242,444)
Fund balances - beginning	1,165	8,045	864,004	641,035
Fund balances - ending	\$ 1,165	\$ 8,045	\$ 858,083	\$ 398,591

Lease Rental	Jail Lease Rental	146th Street Bond	2002 Park Bond	2002 Animal Control Bond	146th Street West
\$ 2,447,811	\$ 1,145,783	\$ 425,754	\$ 347,207	\$ 173,603	\$ 1,092,913
-	-	-	-	-	-
257,858	120,700	-	36,576	18,288	-
21	11	167,399	3	2	-
<u>2,705,690</u>	<u>1,266,494</u>	<u>593,153</u>	<u>383,786</u>	<u>191,893</u>	<u>1,092,913</u>
-	-	-	-	-	-
-	-	3,155,000	200,000	100,000	175,000
-	-	1,048,032	190,220	92,390	233,151
-	-	-	-	-	-
-	-	<u>4,203,032</u>	<u>390,220</u>	<u>192,390</u>	<u>408,151</u>
<u>2,705,690</u>	<u>1,266,494</u>	<u>(3,609,879)</u>	<u>(6,434)</u>	<u>(497)</u>	<u>684,762</u>
80,470	49,477	4,002,635	8,733	19,267	-
(2,838,370)	(1,332,577)	-	(8,733)	(19,267)	-
-	-	-	-	-	-
-	-	-	-	-	-
<u>(2,757,900)</u>	<u>(1,283,100)</u>	<u>4,002,635</u>	<u>-</u>	<u>-</u>	<u>-</u>
(52,210)	(16,606)	392,756	(6,434)	(497)	684,762
<u>1,387,813</u>	<u>636,953</u>	<u>3,580,876</u>	<u>198,562</u>	<u>89,281</u>	<u>310,734</u>
<u>\$ 1,335,603</u>	<u>\$ 620,347</u>	<u>\$ 3,973,632</u>	<u>\$ 192,128</u>	<u>\$ 88,784</u>	<u>\$ 995,496</u>

Continued on next page

HAMILTON COUNTY
 COMBINING STATEMENT OF REVENUES, EXPENDITURES, AND OTHER CHANGES IN FUND BALANCES -
 NONMAJOR DEBT SERVICE FUNDS
 For The Year Ended December 31, 2006
 (Continued)

	2004 General Obligation Bonds	2004 Park Bond	Juvenile Services Lease
Revenues:			
Taxes:			
Property	\$ 677,054	\$ 211,702	\$ 1,319,387
Income	120,619	-	-
Intergovernmental	71,323	18,568	138,987
Other	<u>13</u>	<u>4</u>	<u>-</u>
Total revenues	<u>869,009</u>	<u>230,274</u>	<u>1,458,374</u>
Expenditures:			
Current:			
General government	-	-	-
Debt service:			
Principal	1,170,000	375,000	-
Interest	49,325	14,895	-
Bond issuance costs	<u>-</u>	<u>-</u>	<u>-</u>
Total expenditures	<u>1,219,325</u>	<u>389,895</u>	<u>-</u>
Excess (deficiency) of revenues over (under) expenditures	<u>(350,316)</u>	<u>(159,621)</u>	<u>1,458,374</u>
Other financing sources (uses):			
Transfers in	2,759	-	-
Transfers out	-	-	-
Bond issuance	-	-	-
Bond discount	<u>-</u>	<u>-</u>	<u>-</u>
Total other financing sources and uses	<u>2,759</u>	<u>-</u>	<u>-</u>
Net change in fund balances	(347,557)	(159,621)	1,458,374
Fund balances - beginning	<u>468,176</u>	<u>169,856</u>	<u>-</u>
Fund balances - ending	<u>\$ 120,619</u>	<u>\$ 10,235</u>	<u>\$ 1,458,374</u>

<u>Redevelopment Commission</u>	<u>Building Authority</u>	<u>Totals</u>
\$ 1,372,534	\$ -	\$ 9,213,748
-	-	120,619
-	-	662,300
<u>157,051</u>	<u>62,785</u>	<u>493,741</u>
<u>1,529,585</u>	<u>62,785</u>	<u>10,490,408</u>
9,516	3,214	12,730
360,000	2,845,000	10,315,000
1,288,054	2,591,163	6,112,345
<u>190,726</u>	<u>-</u>	<u>190,726</u>
<u>1,848,296</u>	<u>5,439,377</u>	<u>16,630,801</u>
<u>(318,711)</u>	<u>(5,376,592)</u>	<u>(6,140,393)</u>
233,151	4,190,610	10,772,400
(15,606,535)	(215,748)	(20,021,230)
19,080,000	-	19,080,000
<u>(158,247)</u>	<u>-</u>	<u>(158,247)</u>
<u>3,548,369</u>	<u>3,974,862</u>	<u>9,672,923</u>
3,229,658	(1,401,730)	3,532,530
<u>1,977,381</u>	<u>2,106,432</u>	<u>12,440,313</u>
<u>\$ 5,207,039</u>	<u>\$ 704,702</u>	<u>\$ 15,972,843</u>

HAMILTON COUNTY
 COMBINING SCHEDULE OF REVENUES, EXPENDITURES, AND CHANGES IN FUND
 BALANCES - BUDGET AND ACTUAL - (NON-GAAP BASIS)
 DEBT SERVICE FUNDS
 For The Year Ended December 31, 2006

	1997 Highway Bond			1998 Highway Bond		
	Amended Budget	Actual Budgetary Basis Amounts	Variance Positive (Negative)	Amended Budget	Actual Budgetary Basis Amounts	Variance Positive (Negative)
Revenues:						
Taxes	\$ -	\$ -	\$ -	\$ -	\$ -	\$ -
Intergovernmental	-	-	-	-	-	-
Other	26,000	64,823	38,823	20,000	41,629	21,629
Total revenues	26,000	64,823	38,823	20,000	41,629	21,629
Expenditures:						
Debt service:						
Principal	1,225,000	1,225,000	-	710,000	710,000	-
Interest and fiscal charges	427,468	361,124	66,344	528,965	243,991	284,974
Total expenditures	1,652,468	1,586,124	66,344	1,238,965	953,991	284,974
Other financing sources (uses):						
Transfers in	1,515,380	1,515,380	-	669,918	669,918	-
Transfers out	-	-	-	-	-	-
Total other financing sources (uses)	1,515,380	1,515,380	-	669,918	669,918	-
Net change in fund balances	(111,088)	(5,921)	105,167	(549,047)	(242,444)	306,603
Fund balances - beginning	864,004	864,004	-	641,035	641,035	-
Fund balances - December 31	\$ 752,916	\$ 858,083	\$ 105,167	\$ 91,988	\$ 398,591	\$ 306,603

Lease Rental			Jail Lease Rental			146th Street Bond		
Amended Budget	Actual Budgetary Basis Amounts	Variance Positive (Negative)	Amended Budget	Actual Budgetary Basis Amounts	Variance Positive (Negative)	Amended Budget	Actual Budgetary Basis Amounts	Variance Positive (Negative)
\$ 2,466,295	\$ 2,452,656	\$ (13,639)	\$ 1,154,436	\$ 1,148,017	\$ (6,419)	\$ 430,000	\$ 425,753	\$ (4,247)
303,915	257,858	(46,057)	141,989	120,700	(21,289)	-	-	-
-	21	21	-	11	11	100,000	167,400	67,400
<u>2,770,210</u>	<u>2,710,535</u>	<u>(59,675)</u>	<u>1,296,425</u>	<u>1,268,728</u>	<u>(27,697)</u>	<u>530,000</u>	<u>593,153</u>	<u>63,153</u>
-	-	-	-	-	-	3,155,000	3,155,000	-
-	-	-	-	-	-	1,048,032	1,048,032	-
-	-	-	-	-	-	4,203,032	4,203,032	-
80,470	80,470	-	49,477	49,477	-	4,002,635	4,002,635	-
(2,838,370)	(2,838,370)	-	(1,332,577)	(1,332,577)	-	-	-	-
<u>(2,757,900)</u>	<u>(2,757,900)</u>	<u>-</u>	<u>(1,283,100)</u>	<u>(1,283,100)</u>	<u>-</u>	<u>4,002,635</u>	<u>4,002,635</u>	<u>-</u>
12,310	(47,365)	(59,675)	13,325	(14,372)	(27,697)	329,603	392,756	63,153
1,382,968	1,382,968	-	634,719	634,719	-	3,580,876	3,580,876	-
<u>\$ 1,395,278</u>	<u>\$ 1,335,603</u>	<u>\$ (59,675)</u>	<u>\$ 648,044</u>	<u>\$ 620,347</u>	<u>\$ (27,697)</u>	<u>\$ 3,910,479</u>	<u>\$ 3,973,632</u>	<u>\$ 63,153</u>

Continued on next page

HAMILTON COUNTY
 COMBINING SCHEDULE OF REVENUES, EXPENDITURES, AND CHANGES IN FUND
 BALANCES - BUDGET AND ACTUAL - (NON-GAAP BASIS)
 DEBT SERVICE FUNDS
 For The Year Ended December 31, 2006
 (Continued)

	2002 Park Bond			2002 Animal Control Bond		
	Amended Budget	Actual Budgetary Basis Amounts	Variance Positive (Negative)	Amended Budget	Actual Budgetary Basis Amounts	Variance Positive (Negative)
Revenues:						
Taxes	\$ 349,829	\$ 347,899	\$ (1,930)	\$ 174,915	\$ 173,919	\$ (996)
Intergovernmental	39,111	36,576	(2,535)	23,022	18,288	(4,734)
Other	-	3	3	-	1	1
Total revenues	388,940	384,478	(4,462)	197,937	192,208	(5,729)
Expenditures:						
Debt service:						
Principal	200,000	200,000	-	100,000	100,000	-
Interest and fiscal charges	190,220	190,220	-	92,390	92,390	-
Total expenditures	390,220	390,220	-	192,390	192,390	-
Other financing sources (uses):						
Operating transfers in	8,733	8,733	-	19,267	19,267	-
Operating transfers out	(8,733)	(8,733)	-	(19,267)	(19,267)	-
Total other financing sources (uses)	-	-	-	-	-	-
Net change in fund balances	(1,280)	(5,742)	(4,462)	5,547	(182)	(5,729)
Fund balances - beginning	197,870	197,870	-	88,966	88,966	-
Fund balances - December 31	\$ 196,590	\$ 192,128	\$ (4,462)	\$ 94,513	\$ 88,784	\$ (5,729)

146th Street West			2004 General Obligation Bonds			2004 Park Bond		
Amended Budget	Actual Budgetary Basis Amounts	Variance Positive (Negative)	Amended Budget	Actual Budgetary Basis Amounts	Variance Positive (Negative)	Amended Budget	Actual Budgetary Basis Amounts	Variance Positive (Negative)
\$ 1,100,000	\$ 1,092,913	\$ (7,087)	\$ 682,167	\$ 679,918	\$ (2,249)	\$ 209,897	\$ 212,646	\$ 2,749
-	-	-	152,782	71,323	(81,459)	62,659	18,568	(44,091)
-	-	-	-	12	12	-	4	4
<u>1,100,000</u>	<u>1,092,913</u>	<u>(7,087)</u>	<u>834,949</u>	<u>751,253</u>	<u>(83,696)</u>	<u>272,556</u>	<u>231,218</u>	<u>(41,338)</u>
175,000	175,000	-	1,170,000	1,170,000	-	375,000	375,000	-
233,151	233,151	-	49,325	49,325	-	14,895	14,895	-
<u>408,151</u>	<u>408,151</u>	<u>-</u>	<u>1,219,325</u>	<u>1,219,325</u>	<u>-</u>	<u>389,895</u>	<u>389,895</u>	<u>-</u>
-	-	-	2,759	2,759	-	-	-	-
-	-	-	-	-	-	-	-	-
-	-	-	2,759	2,759	-	-	-	-
691,849	684,762	(7,087)	(381,617)	(465,313)	(83,696)	(117,339)	(158,677)	(41,338)
310,734	310,734	-	465,313	465,313	-	168,912	168,912	-
<u>\$ 1,002,583</u>	<u>\$ 995,496</u>	<u>\$ (7,087)</u>	<u>\$ 83,696</u>	<u>\$ -</u>	<u>\$ (83,696)</u>	<u>\$ 51,573</u>	<u>\$ 10,235</u>	<u>\$ (41,338)</u>

Continued on next page

HAMILTON COUNTY
 COMBINING SCHEDULE OF REVENUES, EXPENDITURES, AND CHANGES IN FUND
 BALANCES - BUDGET AND ACTUAL - (NON-GAAP BASIS)
 DEBT SERVICE FUNDS
 For The Year Ended December 31, 2006
 (Continued)

	Juvenile Services Lease			Total		
	Amended Budget	Actual Budgetary Basis Amounts	Variance Positive (Negative)	Amended Budget	Actual Budgetary Basis Amounts	Variance Positive (Negative)
Revenues:						
Taxes	\$ 1,329,351	\$ 1,319,387	\$ (9,964)	\$ 7,896,890	\$ 7,853,108	\$ (43,782)
Intergovernmental	326,550	138,987	(187,563)	1,050,028	662,300	(387,728)
Other	-	-	-	146,000	273,904	127,904
Total revenues	1,655,901	1,458,374	(197,527)	9,092,918	8,789,312	(303,606)
Expenditures:						
Debt service:						
Principal	-	-	-	7,110,000	7,110,000	-
Interest and fiscal charges	705,000	-	705,000	3,289,446	2,233,128	1,056,318
Total expenditures	705,000	-	705,000	10,399,446	9,343,128	1,056,318
Other financing sources (uses):						
Operating transfers in	-	-	-	6,348,639	6,348,639	-
Operating transfers out	-	-	-	(4,198,947)	(4,198,947)	-
Total other financing sources (uses)	-	-	-	2,149,692	2,149,692	-
Net change in fund balances	950,901	1,458,374	507,473	843,164	1,595,876	752,712
Fund balances - beginning	-	-	-	8,335,397	8,335,397	-
Fund balances - December 31	\$ 950,901	\$ 1,458,374	\$ 507,473	\$ 9,178,561	\$ 9,931,273	\$ 752,712

(This page intentionally left blank.)

HAMILTON COUNTY
 COMBINING BALANCE SHEET -
 NONMAJOR CAPITAL PROJECTS FUNDS
 December 31, 2006

<u>Assets</u>	<u>Cumulative Bridge</u>	<u>Cumulative Capital Development</u>	<u>General Drain Improvement</u>	<u>County Major Bridge</u>	<u>96th Street Construction</u>
Cash and cash equivalents	\$ 798,098	\$ 2,688,934	\$ 2,232,358	\$ 4,652,429	\$ 794,644
Receivables:					
Taxes	-	91,085	-	91,085	-
Special assessments	-	-	304,793	-	-
Intergovernmental	29,047	42,473	-	42,473	-
Interfund receivable:					
Interfund receivable	-	-	208,105	-	-
Total assets	<u>\$ 827,145</u>	<u>\$ 2,822,492</u>	<u>\$ 2,745,256</u>	<u>\$ 4,785,987</u>	<u>\$ 794,644</u>
 <u>Liabilities and Fund Balances</u>					
Liabilities:					
Accounts payable	\$ 1,868	\$ 131,513	\$ 24,143	\$ 500,000	\$ -
Contracts payable	-	201,572	-	40,038	-
Unavailable revenue	-	133,558	-	133,558	-
Total liabilities	<u>1,868</u>	<u>466,643</u>	<u>24,143</u>	<u>673,596</u>	<u>-</u>
Fund balances:					
Reserved for:					
Encumbrances	571,316	1,637,873	-	769,179	-
Unreserved	253,961	717,976	2,721,113	3,343,212	794,644
Total fund balances	<u>825,277</u>	<u>2,355,849</u>	<u>2,721,113</u>	<u>4,112,391</u>	<u>794,644</u>
Total liabilities and fund balances	<u>\$ 827,145</u>	<u>\$ 2,822,492</u>	<u>\$ 2,745,256</u>	<u>\$ 4,785,987</u>	<u>\$ 794,644</u>

<u>146th Street Construction</u>	<u>Highway Construction Phase I</u>	<u>Highway Construction Phase II</u>	<u>Hazel Dell Road Improvement</u>	<u>96th Street/ US 421</u>	<u>Clay Township Trailways</u>	<u>Park Construction</u>
\$ 18,025	\$ 102,155	\$ 665,391	\$ 132,407	\$ 3,286,989	\$ 66,511	\$ 53,624
-	-	-	-	-	-	-
-	-	-	-	-	-	-
-	-	-	-	-	-	-
<u>\$ 18,025</u>	<u>\$ 102,155</u>	<u>\$ 665,391</u>	<u>\$ 132,407</u>	<u>\$ 3,286,989</u>	<u>\$ 66,511</u>	<u>\$ 53,624</u>
\$ -	\$ -	\$ -	\$ -	\$ 9,731	\$ 1,726	\$ 12,532
-	-	-	-	-	-	6,138
-	-	-	-	-	-	-
-	-	-	-	9,731	1,726	18,670
-	-	-	-	-	-	-
<u>18,025</u>	<u>102,155</u>	<u>665,391</u>	<u>132,407</u>	<u>3,277,258</u>	<u>64,785</u>	<u>34,954</u>
<u>18,025</u>	<u>102,155</u>	<u>665,391</u>	<u>132,407</u>	<u>3,277,258</u>	<u>64,785</u>	<u>34,954</u>
<u>\$ 18,025</u>	<u>\$ 102,155</u>	<u>\$ 665,391</u>	<u>\$ 132,407</u>	<u>\$ 3,286,989</u>	<u>\$ 66,511</u>	<u>\$ 53,624</u>

Continued on next page

HAMILTON COUNTY
 COMBINING BALANCE SHEET -
 NONMAJOR CAPITAL PROJECTS FUNDS
 December 31, 2006
 (Continued)

<u>Assets</u>	<u>Animal Control Construction</u>	<u>E-911 Upgrade</u>	<u>Highway County Option Income Tax Refunding</u>	<u>Airport Capital</u>	<u>2004 General Obligation Bond</u>
Cash and cash equivalents	\$ 265,723	\$ 36,557	\$ 406,735	\$ 107,762	\$ 340,250
Receivables:					
Taxes	-	-	-	-	-
Special assessments	-	-	-	-	-
Intergovernmental	-	-	-	690,998	-
Interfund receivable:					
Interfund receivable	-	-	-	-	-
Total assets	<u>\$ 265,723</u>	<u>\$ 36,557</u>	<u>\$ 406,735</u>	<u>\$ 798,760</u>	<u>\$ 340,250</u>
 <u>Liabilities and Fund Balances</u>					
Liabilities:					
Accounts payable	\$ -	\$ -	\$ 9,827	\$ -	\$ -
Contracts payable	-	-	45,060	-	-
Unavailable revenue	-	-	-	-	-
Total liabilities	<u>-</u>	<u>-</u>	<u>54,887</u>	<u>-</u>	<u>-</u>
Fund balances:					
Reserved for:					
Encumbrances	-	-	-	-	-
Unreserved	<u>265,723</u>	<u>36,557</u>	<u>351,848</u>	<u>798,760</u>	<u>340,250</u>
Total fund balances	<u>265,723</u>	<u>36,557</u>	<u>351,848</u>	<u>798,760</u>	<u>340,250</u>
Total liabilities and fund balances	<u>\$ 265,723</u>	<u>\$ 36,557</u>	<u>\$ 406,735</u>	<u>\$ 798,760</u>	<u>\$ 340,250</u>

2004 Park Bond	County Option Income Tax Capital	Revolving Airport Capital	Cumulative Courthouse	2006 County Option Income Tax Bond Anticipation Note	Building Authority Capital Projects	Totals
\$ 52,496	\$ 4,368,459	\$ 275,596	\$ 426,325	\$ 8,962,213	\$ 2,306,407	\$ 33,040,088
-	225,045	-	14,298	-	-	421,513
-	-	-	-	-	-	304,793
-	14,800	5,516	6,667	-	-	831,974
-	-	-	-	-	-	208,105
<u>\$ 52,496</u>	<u>\$ 4,608,304</u>	<u>\$ 281,112</u>	<u>\$ 447,290</u>	<u>\$ 8,962,213</u>	<u>\$ 2,306,407</u>	<u>\$ 34,806,473</u>
\$ -	\$ 55,683	\$ -	\$ 61,345	\$ -	\$ -	\$ 808,368
-	-	-	-	-	421,978	714,786
-	-	-	20,965	-	-	288,081
-	55,683	-	82,310	-	421,978	1,811,235
-	119,629	-	92,084	-	-	3,190,081
<u>52,496</u>	<u>4,432,992</u>	<u>281,112</u>	<u>272,896</u>	<u>8,962,213</u>	<u>1,884,429</u>	<u>29,805,157</u>
<u>52,496</u>	<u>4,552,621</u>	<u>281,112</u>	<u>364,980</u>	<u>8,962,213</u>	<u>1,884,429</u>	<u>32,995,238</u>
<u>\$ 52,496</u>	<u>\$ 4,608,304</u>	<u>\$ 281,112</u>	<u>\$ 447,290</u>	<u>\$ 8,962,213</u>	<u>\$ 2,306,407</u>	<u>\$ 34,806,473</u>

HAMILTON COUNTY
 COMBINING STATEMENT OF REVENUES, EXPENDITURES, AND OTHER CHANGES IN FUND BALANCES -
 NONMAJOR CAPITAL PROJECTS FUNDS
 For The Year Ended December 31, 2006

	Cumulative Bridge	Cumulative Capital Development	General Drain Improvement	County Major Bridge	96th Street Construction
Revenues:					
Taxes:					
Property	\$ -	\$ 2,985,981	\$ -	\$ 2,985,981	\$ -
Income	-	-	-	-	-
Special assessments	-	-	587,245	-	-
Intergovernmental	130,271	314,551	-	631,991	-
Charges for services	-	-	-	-	-
Other	-	8,962	396,884	23	-
Total revenues	130,271	3,309,494	984,129	3,617,995	-
Expenditures:					
Debt service:					
Principal	-	-	-	-	-
Interest	-	-	-	-	-
Bond issuance costs	-	-	-	-	-
Capital outlay:					
General government	-	2,356,252	305,933	-	-
Public safety	-	19,395	-	-	-
Highways and streets	578,623	2,208,160	-	1,719,643	-
Culture and recreation	-	-	-	-	-
Total expenditures	578,623	4,583,807	305,933	1,719,643	-
Excess (deficiency) of revenues over (under) expenditures	(448,352)	(1,274,313)	678,196	1,898,352	-
Other financing sources (uses):					
Transfers in	-	-	191,787	-	-
Transfers out	-	(33,621)	-	(2,175,615)	-
Bond issuance	-	-	-	-	-
Total other financing sources and uses	-	(33,621)	191,787	(2,175,615)	-
Net change in fund balances	(448,352)	(1,307,934)	869,983	(277,263)	-
Fund balances - beginning	1,273,629	3,663,783	1,851,130	4,389,654	794,644
Fund balances - ending	\$ 825,277	\$ 2,355,849	\$ 2,721,113	\$ 4,112,391	\$ 794,644

<u>146th Street Construction</u>	<u>Highway Construction Phase I</u>	<u>Highway Construction Phase II</u>	<u>Hazel Dell Road Improvement</u>	<u>96th Street/ US 421</u>	<u>Clay Township Trailways</u>	<u>Park Construction</u>
\$ -	\$ -	\$ -	\$ -	\$ 987,351	\$ -	\$ -
-	-	-	-	-	-	-
-	-	-	-	-	-	-
-	-	-	-	-	-	-
-	5,042	3,438	-	128,883	-	2,233
-	5,042	3,438	-	1,116,234	-	2,233
-	-	-	-	950,000	-	-
-	-	-	-	42,750	-	-
-	-	-	-	24,750	-	-
-	-	-	-	-	-	-
98,793	-	255,643	66,131	541,951	-	-
-	-	-	-	-	3,322	23,231
98,793	-	255,643	66,131	1,559,451	3,322	23,231
(98,793)	5,042	(252,205)	(66,131)	(443,217)	(3,322)	(20,998)
-	-	-	-	-	-	-
-	-	-	-	-	-	-
-	-	-	-	500,000	-	-
-	-	-	-	500,000	-	-
(98,793)	5,042	(252,205)	(66,131)	56,783	(3,322)	(20,998)
116,818	97,113	917,596	198,538	3,220,475	68,107	55,952
\$ 18,025	\$ 102,155	\$ 665,391	\$ 132,407	\$ 3,277,258	\$ 64,785	\$ 34,954

Continued on next page

HAMILTON COUNTY
 COMBINING STATEMENT OF REVENUES, EXPENDITURES, AND OTHER CHANGES IN FUND BALANCES -
 NONMAJOR CAPITAL PROJECTS FUNDS
 For The Year Ended December 31, 2006
 (Continued)

	Animal Control Construction	E-911 Upgrade	Highway County Option Income Tax Refunding	Airport Capital	2004 General Obligation Bond
Revenues:					
Taxes:					
Property	\$ -	\$ -	\$ -	\$ -	\$ -
Income	-	-	-	-	-
Special assessments	-	-	-	-	-
Intergovernmental	-	-	-	987,755	-
Charges for services	-	-	-	40,000	-
Other	97,086	984	40,018	13,675	85,275
Total revenues	97,086	984	40,018	1,041,430	85,275
Expenditures:					
Debt service:					
Principal	-	-	-	-	-
Interest	-	-	-	-	-
Bond issuance costs	-	-	-	-	-
Capital outlay:					
General government	2,052,377	-	677,347	496,836	300,300
Public safety	-	-	-	-	-
Highways and streets	-	-	-	-	-
Culture and recreation	-	-	-	-	-
Total expenditures	2,052,377	-	677,347	496,836	300,300
Excess (deficiency) of revenues over (under) expenditures	(1,955,291)	984	(637,329)	544,594	(215,025)
Other financing sources (uses):					
Transfers in	-	-	-	-	-
Transfers out	-	-	-	-	-
Bond issuance	-	-	-	-	-
Total other financing sources and uses	-	-	-	-	-
Net change in fund balances	(1,955,291)	984	(637,329)	544,594	(215,025)
Fund balances - beginning	2,221,014	35,573	989,177	254,166	555,275
Fund balances - ending	\$ 265,723	\$ 36,557	\$ 351,848	\$ 798,760	\$ 340,250

2004 Park Bond	County Option Income Tax Capital	Revolving Airport Capital	Cumulative Courthouse	2006 County Option Income Tax Bond Anticipation Note	Building Authority Capital Projects	Totals
\$ -	\$ -	\$ -	\$ 468,730	\$ -	\$ -	\$ 7,428,043
-	6,018,184	-	-	-	-	6,018,184
-	-	-	-	-	-	587,245
-	14,800	476,508	49,377	-	-	2,605,253
-	-	-	-	-	-	40,000
<u>3,038</u>	<u>-</u>	<u>-</u>	<u>4</u>	<u>202,058</u>	<u>290,190</u>	<u>1,277,793</u>
<u>3,038</u>	<u>6,032,984</u>	<u>476,508</u>	<u>518,111</u>	<u>202,058</u>	<u>290,190</u>	<u>17,956,518</u>
-	-	-	-	-	-	950,000
-	-	-	-	-	-	42,750
-	-	-	-	76,824	-	101,574
-	-	595,396	275,574	-	-	7,060,015
-	-	-	-	-	8,101,958	8,121,353
-	-	-	-	2,763,021	-	8,231,965
<u>21,866</u>	<u>1,480,363</u>	<u>-</u>	<u>-</u>	<u>-</u>	<u>-</u>	<u>1,528,782</u>
<u>21,866</u>	<u>1,480,363</u>	<u>595,396</u>	<u>275,574</u>	<u>2,839,845</u>	<u>8,101,958</u>	<u>26,036,439</u>
<u>(18,828)</u>	<u>4,552,621</u>	<u>(118,888)</u>	<u>242,537</u>	<u>(2,637,787)</u>	<u>(7,811,768)</u>	<u>(8,079,921)</u>
-	-	400,000	-	-	215,748	807,535
-	-	-	-	-	(149,610)	(2,358,846)
-	-	-	-	11,600,000	-	12,100,000
-	-	400,000	-	11,600,000	66,138	10,548,689
(18,828)	4,552,621	281,112	242,537	8,962,213	(7,745,630)	2,468,768
<u>71,324</u>	<u>-</u>	<u>-</u>	<u>122,443</u>	<u>-</u>	<u>9,630,059</u>	<u>30,526,470</u>
<u>\$ 52,496</u>	<u>\$ 4,552,621</u>	<u>\$ 281,112</u>	<u>\$ 364,980</u>	<u>\$ 8,962,213</u>	<u>\$ 1,884,429</u>	<u>\$ 32,995,238</u>

HAMILTON COUNTY
 COMBINING SCHEDULE OF REVENUES, EXPENDITURES, AND CHANGES IN FUND
 BALANCES - BUDGET AND ACTUAL - (NON-GAAP BASIS)
 CAPITAL PROJECTS FUNDS
 For The Year Ended December 31, 2006

	Cumulative Bridge			Cumulative Capital Development		
	Final	Actual Budgetary Basis Amounts	Variance With Final Budget Positive (Negative)	Final	Actual Budgetary Basis Amounts	Variance With Final Budget Positive (Negative)
Revenues:						
Taxes	\$ -	\$ -	\$ -	\$ 3,008,530	\$ 2,991,393	\$ (17,137)
Intergovernmental	100,000	101,224	1,224	330,614	314,551	(16,063)
Other	-	-	-	-	8,962	8,962
Total revenues	<u>100,000</u>	<u>101,224</u>	<u>1,224</u>	<u>3,339,144</u>	<u>3,314,906</u>	<u>(24,238)</u>
Expenditures:						
Capital outlay	668,843	591,098	77,745	5,270,383	4,333,593	936,790
Total expenditures	<u>668,843</u>	<u>591,098</u>	<u>77,745</u>	<u>5,270,383</u>	<u>4,333,593</u>	<u>936,790</u>
Other financing uses:						
Transfers in	-	-	-	-	-	-
Transfers out	-	-	-	(33,621)	(33,621)	-
Total other financing uses	<u>-</u>	<u>-</u>	<u>-</u>	<u>(33,621)</u>	<u>(33,621)</u>	<u>-</u>
Net change in fund balances	(568,843)	(489,874)	78,969	(1,964,860)	(1,052,308)	912,552
Fund balances - beginning	<u>1,287,972</u>	<u>1,287,972</u>	<u>-</u>	<u>3,741,242</u>	<u>3,741,242</u>	<u>-</u>
Fund balances - December 31	<u>\$ 719,129</u>	<u>\$ 798,098</u>	<u>\$ 78,969</u>	<u>\$ 1,776,382</u>	<u>\$ 2,688,934</u>	<u>\$ 912,552</u>

County Major Bridge			Cumulative Courthouse			Total		
Final	Actual Budgetary Basis Amounts	Variance With Final Budget Positive (Negative)	Final	Actual Budgetary Basis Amounts	Variance With Final Budget Positive (Negative)	Final	Actual Budgetary Basis Amounts	Variance With Final Budget Positive (Negative)
\$ 3,008,530	\$ 2,991,393	\$ (17,137)	\$ 472,269	\$ 469,642	\$ (2,627)	\$ 6,489,329	\$ 6,452,428	\$ (36,901)
630,618	631,991	1,373	48,178	49,377	1,199	1,109,410	1,097,143	(12,267)
-	23	23	-	4	4	-	8,989	8,989
<u>3,639,148</u>	<u>3,623,407</u>	<u>(15,741)</u>	<u>520,447</u>	<u>519,023</u>	<u>(1,424)</u>	<u>7,598,739</u>	<u>7,558,560</u>	<u>(40,179)</u>
<u>1,201,998</u>	<u>1,179,605</u>	<u>22,393</u>	<u>397,874</u>	<u>230,574</u>	<u>167,300</u>	<u>7,539,098</u>	<u>6,334,870</u>	<u>1,204,228</u>
<u>1,201,998</u>	<u>1,179,605</u>	<u>22,393</u>	<u>397,874</u>	<u>230,574</u>	<u>167,300</u>	<u>7,539,098</u>	<u>6,334,870</u>	<u>1,204,228</u>
-	-	-	-	-	-	-	-	-
<u>(2,175,615)</u>	<u>(2,175,615)</u>	<u>-</u>	<u>-</u>	<u>-</u>	<u>-</u>	<u>(2,209,236)</u>	<u>(2,209,236)</u>	<u>-</u>
<u>(2,175,615)</u>	<u>(2,175,615)</u>	<u>-</u>	<u>-</u>	<u>-</u>	<u>-</u>	<u>(2,209,236)</u>	<u>(2,209,236)</u>	<u>-</u>
261,535	268,187	6,652	122,573	288,449	165,876	(2,149,595)	(985,546)	1,164,049
<u>4,384,242</u>	<u>4,384,242</u>	<u>-</u>	<u>137,876</u>	<u>137,876</u>	<u>-</u>	<u>9,551,332</u>	<u>9,551,332</u>	<u>-</u>
<u>\$ 4,645,777</u>	<u>\$ 4,652,429</u>	<u>\$ 6,652</u>	<u>\$ 260,449</u>	<u>\$ 426,325</u>	<u>\$ 165,876</u>	<u>\$ 7,401,737</u>	<u>\$ 8,565,786</u>	<u>\$ 1,164,049</u>

(This page intentionally left blank.)

FIDUCIARY FUNDS

PENSION TRUST FUNDS – used to account for assets held by the County in a trustee capacity. The County maintains the following pension trust funds:

Sheriff's Retirement Plan - To account for the provision of retirement benefits to County police officers. Financing is provided by service of process fees collected by the County Sheriff and employee contributions of three percent of wages.

Sheriff's Benefit Plan - To account for the provision of disability benefits to County police officers. Financing is provided by County contributions.

AGENCY FUNDS – used to account for assets held by the County as an agent for individuals, private organizations, other municipalities and/or other funds. The County maintains the following agency funds:

Tax Sale Surplus - To account for the collection and payments of monies, which are in excess of the minimum bid price, for property sold by the County for delinquent taxes.

Tax Sale Redemption - To account for delinquent taxes and costs paid subsequent to the sale of property at the County real estate tax sale.

Surplus Tax - To account for the collection and payment of surplus property tax collections.

State Fines and Forfeitures - To account for the collection and payment to the State of Indiana of state fees and fines charged and collected by the Clerk of the Circuit Court for court proceedings.

Clerk of the Circuit Court - To account for the collection and payment of cash bonds and other trust items held by the Clerk of the Circuit Court for litigants of the Circuit, Superior and County Courts.

County Sheriff - To account for the collection and payment of delinquent tax warrants issued by the Indiana Department of Revenue, proceeds from the sale of foreclosed property, and County fees for services performed by County Sheriff.

County Treasurer - To account for the collection and payment of all local taxes billed and/or collected by the County Treasurer on behalf of all the governmental taxing units within the County.

County Prosecutor - To account for the collection and payment of trust items held by the County Prosecutor.

Infraction Judgment - To account for the collection and payment to the State of Indiana for State fines charged and collected by the Clerk of the Circuit Court.

Adult Offender Interstate Compact - To account for the collection and payment of fess collected relating to adult offenders on parole or probation. Fifty percent of the fees are transferred to the State and fifty percent are transferred to the supplemental probation fund.

FIDUCIARY FUNDS

(Continued)

Child Restraint System Fine -	To account for the collection and payment of fines charged and collected by the Clerk of the Circuit Court on violations of the child restraint laws. These fees are remitted to the State.
Mortgage Fee -	To account for the collection and payment of fees collected by the Recorder for each mortgage recorded.
Surplus Dog -	To account for the collection of surplus dog tax from the township assessors and subsequent payment to the State of Indiana.
Sewage Collections -	To account for the collection and payment of delinquent sewage bills certified to the County Treasurer for collection by municipal sewage utilities within the County.
Inheritance Tax -	To account for the collection and payment of State inheritance taxes.
Tax Distribution -	To account for the collection and payment of tax collections to the County Treasurer that are due to other taxing units within the County.
Overweight Vehicles -	To account for fines collected by the County Clerk for overweight vehicle infractions due to the State of Indiana.
State Sales Disclosure Fee -	To account for fees charged for filing conveyance of property documents with the County Auditor. The state's share of the fees are held in trust until remitted to the State General Fund.
Coroner's Training and Education -	To account for fees charged by the Hamilton County Health Department for death certificates. Fees are remitted semiannually by the County Auditor to the Treasurer of State. Funds at the State level are used for the continuing education of County Coroners.
Weed Cutting -	To account for the collection of municipal fees charged for weed cutting.
Education Plate Fee -	To account for the collection and payment of education license plate fees by the Indiana Bureau of Motor Vehicles to the County Treasurer that are due to other taxing units within the County.
Barrett Law -	To account for the collection and payment of monies related to the construction of municipal sewers.
Payroll Withholding -	To account for payroll taxes and other amounts withheld from employee compensation, to be distributed in accordance with laws, regulations and contracts.

FIDUCIARY FUNDS

(Continued)

Nonreverting Geographical
Information
Systems

An accounting of funds which are designated to be held to pay the cost of developing, implementing, and maintaining the County Geographical Information System. Funding provided by any entity, including Hamilton County.

Inmate Trust -

To account for the collection and payment of amounts which are held by the County Sheriff on behalf of inmates incarcerated at the County Jail.

HAMILTON COUNTY
 COMBINING STATEMENT OF PLAN NET ASSETS
 PENSION TRUST FUNDS
 December 31, 2006

<u>Assets</u>	<u>Sheriff's Retirement Plan</u>	<u>Sheriff's Benefit Plan</u>	<u>Total</u>
Cash and cash equivalents	\$ 984,208	\$ 14,520	\$ 998,728
Investments at fair value:			
U.S. Government securities	4,103,801	84,867	4,188,668
Corporate bonds and notes	2,049,698	43,463	2,093,161
Corporate equity instruments	<u>7,250,110</u>	<u>256,741</u>	<u>7,506,851</u>
Total investments	<u>13,403,609</u>	<u>385,071</u>	<u>13,788,680</u>
Receivables:			
Interest	<u>43,104</u>	<u>3,113</u>	<u>46,217</u>
Total assets	<u>14,430,921</u>	<u>402,704</u>	<u>14,833,625</u>
<u>Net Assets</u>			
Held in trust for:			
Employees' pension benefits	<u>14,430,921</u>	<u>402,704</u>	<u>14,833,625</u>
Total net assets	<u>\$ 14,430,921</u>	<u>\$ 402,704</u>	<u>\$ 14,833,625</u>

HAMILTON COUNTY
 COMBINING STATEMENT OF CHANGES IN PLAN NET ASSETS
 PENSION TRUST FUNDS
 For The Year Ended December 31, 2006

<u>Additions</u>	<u>Sheriff's Retirement Plan</u>	<u>Sheriff's Benefit Plan</u>	<u>Total</u>
Contributions:			
Employer	\$ 847,180	\$ 25,785	\$ 872,965
Investment income:			
Net increase in fair value of investments	901,015	17,748	918,763
Interest	<u>585,940</u>	<u>19,285</u>	<u>605,225</u>
Total investment income	<u>1,486,955</u>	<u>37,033</u>	<u>1,523,988</u>
Total additions	<u>2,334,135</u>	<u>62,818</u>	<u>2,396,953</u>
<u>Deductions</u>			
Benefits	322,482	4,800	327,282
Administrative expense	<u>83,676</u>	<u>3,283</u>	<u>86,959</u>
Total deductions	<u>406,158</u>	<u>8,083</u>	<u>414,241</u>
Changes in net assets	1,927,977	54,735	1,982,712
Net assets - beginning	<u>12,502,944</u>	<u>347,969</u>	<u>12,850,913</u>
Net assets - ending	<u>\$ 14,430,921</u>	<u>\$ 402,704</u>	<u>\$ 14,833,625</u>

HAMILTON COUNTY
 COMBINING BALANCE SHEET -
 AGENCY FUNDS
 December 31, 2006

<u>Assets</u>	<u>Tax Sale Surplus</u>	<u>Tax Sale Redemption</u>	<u>Surplus Tax</u>	<u>State Fines and Forfeitures</u>	<u>Clerk of the Circuit Court</u>
Cash and cash equivalents	\$ 3,636,508	\$ 15,358	\$ 1,557,657	\$ 31,900	\$ 1,433,782
Receivables:					
Taxes	-	-	-	-	-
Intergovernmental receivable	-	-	-	-	-
Total assets	<u>\$ 3,636,508</u>	<u>\$ 15,358</u>	<u>\$ 1,557,657</u>	<u>\$ 31,900</u>	<u>\$ 1,433,782</u>
 <u>Liabilities</u>					
Liabilities:					
State fees payable	\$ -	\$ -	\$ -	\$ 31,900	\$ -
Trust funds payable	3,636,508	15,358	1,557,657	-	1,433,782
Total liabilities	<u>\$ 3,636,508</u>	<u>\$ 15,358</u>	<u>\$ 1,557,657</u>	<u>\$ 31,900</u>	<u>\$ 1,433,782</u>

County Sheriff	County Treasurer	County Prosecutor	Infraction Judgment	Adult Offender Interstate Compact	Child Restraint System Fine
\$ 185,796	\$ 4,770,124	\$ 655	\$ 43,644	\$ 113	\$ 125
-	16,473,054	-	-	-	-
-	4,805,582	-	-	-	-
<u>\$ 185,796</u>	<u>\$ 26,048,760</u>	<u>\$ 655</u>	<u>\$ 43,644</u>	<u>\$ 113</u>	<u>\$ 125</u>
\$ -	\$ -	\$ -	\$ 43,644	\$ 113	\$ 125
185,796	26,048,760	655	-	-	-
<u>\$ 185,796</u>	<u>\$ 26,048,760</u>	<u>\$ 655</u>	<u>\$ 43,644</u>	<u>\$ 113</u>	<u>\$ 125</u>

Continued on next page

HAMILTON COUNTY
 COMBINING BALANCE SHEET -
 AGENCY FUNDS
 December 31, 2006
 (Continued)

<u>Assets</u>	<u>Mortgage Fee</u>	<u>Surplus Dog</u>	<u>Sewage Collections</u>	<u>Inheritance Tax</u>	<u>Tax Distribution</u>
Cash and cash equivalents	\$ 9,438	\$ -	\$ 120	\$ 1,311,264	\$ 68
Receivables:					
Taxes	-	-	-	-	-
Intergovernmental receivable	-	-	-	-	-
Total assets	<u>\$ 9,438</u>	<u>\$ -</u>	<u>\$ 120</u>	<u>\$ 1,311,264</u>	<u>\$ 68</u>
<u>Liabilities</u>					
Liabilities:					
State fees payable	\$ 9,438	\$ -	\$ -	\$ 1,311,264	\$ -
Trust funds payable	-	-	120	-	68
Total liabilities	<u>\$ 9,438</u>	<u>\$ -</u>	<u>\$ 120</u>	<u>\$ 1,311,264</u>	<u>\$ 68</u>

<u>Overweight Vehicles</u>	<u>State Sales Disclosure Fee</u>	<u>Coroner's Training and Education</u>	<u>Weed Cutting</u>	<u>Education Plate Fee</u>	<u>Barrett Law</u>
\$ 91	\$ 4,050	\$ 810	\$ 665	\$ -	\$ -
-	-	-	-	-	-
<u>\$ 91</u>	<u>\$ 4,050</u>	<u>\$ 810</u>	<u>\$ 665</u>	<u>\$ -</u>	<u>\$ -</u>
\$ 91	\$ 4,050	\$ 810	\$ 665	\$ -	\$ -
-	-	-	-	-	-
<u>\$ 91</u>	<u>\$ 4,050</u>	<u>\$ 810</u>	<u>\$ 665</u>	<u>\$ -</u>	<u>\$ -</u>

Continued on next page

HAMILTON COUNTY
 COMBINING BALANCE SHEET -
 AGENCY FUNDS
 December 31, 2006
 (Continued)

<u>Assets</u>	<u>Payroll Withholding</u>	<u>Non-reverting Geographical Information Systems</u>	<u>Inmate Trust</u>	<u>Totals</u>
Cash and cash equivalents	\$ 193,615	\$ -	\$ 16,249	\$ 13,212,032
Receivables:				
Taxes	-	-	-	16,473,054
Intergovernmental receivable	-	-	-	4,805,582
Total assets	<u>\$ 193,615</u>	<u>\$ -</u>	<u>\$ 16,249</u>	<u>\$ 34,490,668</u>
 <u>Liabilities</u>				
Liabilities:				
State fees payable	\$ -	\$ -	\$ -	\$ 1,402,100
Trust funds payable	193,615	-	16,249	33,088,568
Total liabilities	<u>\$ 193,615</u>	<u>\$ -</u>	<u>\$ 16,249</u>	<u>\$ 34,490,668</u>

(This page intentionally left blank.)

HAMILTON COUNTY
 COMBINING STATEMENT OF CHANGES IN ASSETS AND LIABILITIES
 AGENCY FUNDS
 For The Year Ended December 31, 2006

	<u>Tax Sale Surplus</u>	<u>Tax Sale Redemption</u>	<u>Surplus Tax</u>	<u>State Fines And Forfeitures</u>	<u>Clerk of the Circuit Court</u>
Assets:					
Cash and cash equivalents, January 1	\$ 4,127,418	\$ 17,134	\$ 1,235,156	\$ 24,873	\$ 2,154,697
Additions	3,816,160	201,475	1,470,585	171,906	25,006,411
Deductions	<u>(4,307,070)</u>	<u>(203,251)</u>	<u>(1,148,084)</u>	<u>(164,879)</u>	<u>(25,727,326)</u>
Cash and cash equivalents, December 31	<u>3,636,508</u>	<u>15,358</u>	<u>1,557,657</u>	<u>31,900</u>	<u>1,433,782</u>
Taxes receivable, January 1	-	-	-	-	-
Additions	-	-	-	-	-
Deductions	<u>-</u>	<u>-</u>	<u>-</u>	<u>-</u>	<u>-</u>
Taxes receivable, December 31	<u>-</u>	<u>-</u>	<u>-</u>	<u>-</u>	<u>-</u>
Intergovernmental receivable, January 1	-	-	-	-	-
Additions	-	-	-	-	-
Deductions	<u>-</u>	<u>-</u>	<u>-</u>	<u>-</u>	<u>-</u>
Intergovernmental receivable, December 31	<u>-</u>	<u>-</u>	<u>-</u>	<u>-</u>	<u>-</u>
Total assets, December 31	<u>\$ 3,636,508</u>	<u>\$ 15,358</u>	<u>\$ 1,557,657</u>	<u>\$ 31,900</u>	<u>\$ 1,433,782</u>
Liabilities:					
State fees payable, January 1	\$ -	\$ -	\$ -	\$ 24,873	\$ -
Additions	-	-	-	171,906	-
Deductions	<u>-</u>	<u>-</u>	<u>-</u>	<u>(164,879)</u>	<u>-</u>
State fees payable, December 31	<u>-</u>	<u>-</u>	<u>-</u>	<u>31,900</u>	<u>-</u>
Trust funds payable, January 1	4,127,418	17,134	1,235,156	-	2,154,697
Additions	3,816,160	201,475	1,470,585	-	25,006,411
Deductions	<u>(4,307,070)</u>	<u>(203,251)</u>	<u>(1,148,084)</u>	<u>-</u>	<u>(25,727,326)</u>
Trust funds payable, December 31	<u>3,636,508</u>	<u>15,358</u>	<u>1,557,657</u>	<u>-</u>	<u>1,433,782</u>
Total liabilities, December 31	<u>\$ 3,636,508</u>	<u>\$ 15,358</u>	<u>\$ 1,557,657</u>	<u>\$ 31,900</u>	<u>\$ 1,433,782</u>

County Sheriff	County Treasurer	County Prosecutor	Infraction Judgment	Adult Offender Interstate Compact	Child Restraint System Fine
\$ 167,336	\$ 4,740,502	\$ 225	\$ 39,466	\$ -	\$ 175
5,243,362	373,892,901	58,131	606,812	1,538	1,880
(5,224,902)	(373,863,279)	(57,701)	(602,634)	(1,425)	(1,930)
<u>185,796</u>	<u>4,770,124</u>	<u>655</u>	<u>43,644</u>	<u>113</u>	<u>125</u>
-	9,554,157	-	-	-	-
-	329,904,458	-	-	-	-
-	(322,985,561)	-	-	-	-
-	<u>16,473,054</u>	-	-	-	-
-	1,368,690	-	-	-	-
-	40,304,066	-	-	-	-
-	(36,867,174)	-	-	-	-
-	<u>4,805,582</u>	-	-	-	-
<u>\$ 185,796</u>	<u>\$ 26,048,760</u>	<u>\$ 655</u>	<u>\$ 43,644</u>	<u>\$ 113</u>	<u>\$ 125</u>
\$ -	\$ -	\$ -	\$ 39,466	\$ -	\$ 175
-	-	-	606,812	1,538	1,880
-	-	-	(602,634)	(1,425)	(1,930)
-	-	-	<u>43,644</u>	<u>113</u>	<u>125</u>
167,336	15,663,349	225	-	-	-
5,243,362	377,329,793	58,131	-	-	-
(5,224,902)	(366,944,382)	(57,701)	-	-	-
<u>185,796</u>	<u>26,048,760</u>	<u>655</u>	<u>-</u>	<u>-</u>	<u>-</u>
<u>\$ 185,796</u>	<u>\$ 26,048,760</u>	<u>\$ 655</u>	<u>\$ 43,644</u>	<u>\$ 113</u>	<u>\$ 125</u>

Continued on next page

HAMILTON COUNTY
 COMBINING STATEMENT OF CHANGES IN ASSETS AND LIABILITIES
 AGENCY FUNDS
 For The Year Ended December 31, 2006
 (Continued)

	Mortgage Fee	Surplus Dog	Sewage Collections	Inheritance Tax	Tax Distribution
Assets:					
Cash and cash equivalents, January 1	\$ 11,780	\$ -	\$ 120	\$ 2,504,904	\$ 4,109
Additions	63,928	16,455	170,498	5,283,284	453,533,380
Deductions	(66,270)	(16,455)	(170,498)	(6,476,924)	(453,537,421)
Cash and cash equivalents, December 31	<u>9,438</u>	<u>-</u>	<u>120</u>	<u>1,311,264</u>	<u>68</u>
Taxes receivable, January 1	-	-	-	-	-
Additions	-	-	-	-	-
Deductions	-	-	-	-	-
Taxes receivable, December 31	<u>-</u>	<u>-</u>	<u>-</u>	<u>-</u>	<u>-</u>
Intergovernmental receivable, January 1	-	-	-	-	-
Additions	-	-	-	-	-
Deductions	-	-	-	-	-
Intergovernmental receivable, December 31	<u>-</u>	<u>-</u>	<u>-</u>	<u>-</u>	<u>-</u>
Total assets, December 31	<u>\$ 9,438</u>	<u>\$ -</u>	<u>\$ 120</u>	<u>\$ 1,311,264</u>	<u>\$ 68</u>
Liabilities:					
State fees payable, January 1	\$ 11,780	\$ -	\$ -	\$ 2,504,904	\$ -
Additions	63,928	16,455	-	5,283,284	-
Deductions	(66,270)	(16,455)	-	(6,476,924)	-
State fees payable, December 31	<u>9,438</u>	<u>-</u>	<u>-</u>	<u>1,311,264</u>	<u>-</u>
Trust funds payable, January 1	-	-	120	-	4,109
Additions	-	-	170,498	-	453,533,380
Deductions	-	-	(170,498)	-	(453,537,421)
Trust funds payable, December 31	<u>-</u>	<u>-</u>	<u>120</u>	<u>-</u>	<u>68</u>
Total liabilities, December 31	<u>\$ 9,438</u>	<u>\$ -</u>	<u>\$ 120</u>	<u>\$ 1,311,264</u>	<u>\$ 68</u>

Overweight Vehicles	State Sales Disclosure Fee	Coroner's Training and Education	Weed Cutting	Education Plate Fee	Barrett Law
\$ 579	\$ 5,608	\$ 711	\$ -	\$ -	\$ -
1,135	57,127	9,572	2,799	15,712	1,281
<u>(1,623)</u>	<u>(58,685)</u>	<u>(9,473)</u>	<u>(2,134)</u>	<u>(15,712)</u>	<u>(1,281)</u>
91	4,050	810	665	-	-
-	-	-	-	-	-
-	-	-	-	-	-
-	-	-	-	-	-
-	-	-	-	-	-
-	-	-	-	-	-
-	-	-	-	-	-
<u>\$ 91</u>	<u>\$ 4,050</u>	<u>\$ 810</u>	<u>\$ 665</u>	<u>\$ -</u>	<u>\$ -</u>

\$ 579	\$ 5,608	\$ 711	\$ -	\$ -	\$ -
1,135	57,127	9,572	2,799	15,712	1,281
<u>(1,623)</u>	<u>(58,685)</u>	<u>(9,473)</u>	<u>(2,134)</u>	<u>(15,712)</u>	<u>(1,281)</u>
91	4,050	810	665	-	-
-	-	-	-	-	-
-	-	-	-	-	-
-	-	-	-	-	-
-	-	-	-	-	-
-	-	-	-	-	-
<u>\$ 91</u>	<u>\$ 4,050</u>	<u>\$ 810</u>	<u>\$ 665</u>	<u>\$ -</u>	<u>\$ -</u>

Continued on next page

HAMILTON COUNTY
 COMBINING STATEMENT OF CHANGES IN ASSETS AND LIABILITIES
 AGENCY FUNDS
 For The Year Ended December 31, 2006
 (Continued)

	Payroll Withholding	Non-reverting Geographical Informational Systems	Inmate Trust	Totals
Assets:				
Cash and cash equivalents, January 1	\$ 176,297	\$ -	\$ 14,914	\$ 15,226,004
Additions	722,715	60,574	585,561	870,995,182
Deductions	<u>(705,397)</u>	<u>(60,574)</u>	<u>(584,226)</u>	<u>(873,009,154)</u>
Cash and cash equivalents, December 31	<u>193,615</u>	<u>-</u>	<u>16,249</u>	<u>13,212,032</u>
Taxes receivable, January 1	-	-	-	9,554,157
Additions	-	-	-	329,904,458
Deductions	<u>-</u>	<u>-</u>	<u>-</u>	<u>(322,985,561)</u>
Taxes receivable, December 31	<u>-</u>	<u>-</u>	<u>-</u>	<u>16,473,054</u>
Intergovernmental receivable, January 1	-	-	-	1,368,690
Additions	-	-	-	40,304,066
Deductions	<u>-</u>	<u>-</u>	<u>-</u>	<u>(36,867,174)</u>
Intergovernmental receivable, December 31	<u>-</u>	<u>-</u>	<u>-</u>	<u>4,805,582</u>
Total assets, December 31	<u>\$ 193,615</u>	<u>\$ -</u>	<u>\$ 16,249</u>	<u>\$ 34,490,668</u>
Liabilities:				
State fees payable, January 1	\$ -	\$ -	\$ -	\$ 2,588,096
Additions	-	-	-	6,233,429
Deductions	<u>-</u>	<u>-</u>	<u>-</u>	<u>(7,419,425)</u>
State fees payable, December 31	<u>-</u>	<u>-</u>	<u>-</u>	<u>1,402,100</u>
Trust funds payable, January 1	176,297	-	14,914	23,560,755
Additions	722,715	60,574	585,561	868,198,645
Deductions	<u>(705,397)</u>	<u>(60,574)</u>	<u>(584,226)</u>	<u>(858,670,832)</u>
Trust funds payable, December 31	<u>193,615</u>	<u>-</u>	<u>16,249</u>	<u>33,088,568</u>
Total liabilities, December 31	<u>\$ 193,615</u>	<u>\$ -</u>	<u>\$ 16,249</u>	<u>\$ 34,490,668</u>

STATISTICAL SECTION

Statistical Section

This part of Hamilton County's comprehensive annual financial report presents detailed information as a context for understanding what the information in the financial statements, note disclosures, and required supplementary information says about the County's overall financial health.

<u>Contents</u>	<u>Page</u>
Financial Trends These schedules contain trend information to help the reader understand how the County's financial performance and well-being have changed over time.	173-179
Revenue Capacity These schedules contain information to help the reader assess the County's most significant local revenue source, the property tax.	180-183
Debt Capacity These schedules present information to help the reader assess the affordability of the County's current levels of outstanding debt and the County's ability to issue additional debt in the future.	184-190
Demographic and Economic Information These schedules offer demographic and economic indicators to help the reader understand the environment within which the County's financial activities take place.	191-193
Operating Information These schedules contain service and infrastructure data to help the reader understand how the information in the County's financial report relates to the services the County provides and the activities it performs.	194-195
Sources: Unless otherwise noted, the information in these schedules is derived from the comprehensive annual financial reports for the relevant year. The County implemented GASB Statement 34 in 2003; schedules presenting government-wide information include information beginning in that year.	

(This page intentionally left blank.)

HAMILTON COUNTY
Net Assets by Component
As of December 31,

	2006	2005	2004	2003
Primary Government				
Governmental Activities:				
Invested in capital assets,				
net of related debt	\$ 616,426,261	\$ 617,340,959	\$ 587,501,012 ^b	\$ 71,192,547
Restricted	94,266,822	82,721,769	85,245,850	64,873,733
Unrestricted	27,230,678	36,981,084	19,832,288	12,473,300
Total governmental activities net assets	<u>\$ 737,923,761</u>	<u>\$ 737,043,812^a</u>	<u>\$ 692,579,150</u>	<u>\$ 148,539,580</u>

Component Unit Activities

Riverview Hospital:				
Invested in capital assets,				
net of related debt	\$ 32,392,046	\$ 21,221,464	\$ 8,224,358	\$ 19,914,553
Restricted	5,691,411	9,370,894	24,521,745	10,915,296
Unrestricted	61,853,425	60,622,512	53,957,678	46,918,057
Total component unit net assets	<u>\$ 99,936,882</u>	<u>\$ 91,214,870</u>	<u>\$ 86,703,781</u>	<u>\$ 77,747,906</u>

The Hamilton County implemented GASB 34 for the fiscal year ended December 31, 2003. Information prior to the implementation of GASB 34 is not available.

^a A notable portion of 2005 net asset increase was due to storm water infrastructure constructed and contributed by developers.

^b Governmental Activities amounts for 2003 were restated in 2004 to recognize retroactively reported infrastructure assets. Capital assets net totaling \$540 million were reported January 1, 2004 as an increase in net assets.

HAMILTON COUNTY
Changes in Net Assets
For the years ended December 31,

	2006	2005	2004	2003
Governmental Activities				
Expenses:				
General government	\$ 78,228,327	\$ 38,938,090	\$ 41,226,511	\$ 34,515,043
Public safety	20,730,240	21,600,044	20,298,770	19,702,224
Highways and streets	22,554,847	12,433,892	14,143,946	11,331,121
Health and welfare	5,279,507	5,148,726	2,798,603	3,104,270
Culture and recreation	3,120,330	3,475,719	5,993,496	4,807,550
Interest on long-term debt	7,478,008	4,273,378	6,109,918	5,045,167
Total expenses	<u>137,391,259</u>	<u>85,869,849</u>	<u>90,571,244</u>	<u>78,505,375</u>
Program Revenues:				
Charges for services:				
General Government	5,772,715	5,495,772	5,279,696	6,686,308
Public Safety	7,163,620	7,439,263	4,958,027	3,831,973
Highways and streets	137,480	174,164	248,107	408,582
Health and welfare	1,181,456	1,035,839	782,791	320,891
Culture and recreation	353,909	357,531	330,418	426,775
Operating grants and contributions				
General Government	6,886,829	6,872,737	5,027,642	2,332,603
Public Safety	3,129,883	4,003,709	2,953,142	2,022,977
Highways and streets	7,625,202	6,699,387	8,406,831	7,161,362
Health and welfare	851,595	844,948	822,611	386,048
Culture and recreation	227,049	569,904	256,090	34,458
Capital grants and contributions	12,309,383	12,213,468 ^c	-	-
Total revenues	<u>45,639,121</u>	<u>45,706,722</u>	<u>29,065,355</u>	<u>23,611,977</u>
Net Revenues (expenses):	<u>(91,752,138)</u>	<u>(40,163,127)</u>	<u>(61,505,889)</u>	<u>(54,893,398)</u>
General revenues and other changes in net assets:				
Taxes:				
Property Taxes	45,297,573	42,910,222 ^a	35,990,257	66,390,922 ^b
County Option income tax	32,565,870	33,798,846	25,068,745	-
Other taxes	3,216,489	1,781,189	929,290	-
Other	530,609	1,922,822	1,093,985	2,592,074
Reimbursements	3,055,265 ^e	-	-	-
Unrestricted investment earnings	8,622,501 ^f	4,221,366	2,120,745	1,738,723
Total general revenue	<u>93,288,307</u>	<u>84,634,445</u>	<u>65,203,022</u>	<u>70,721,719</u>
Changes in net assets for Governmental Activities	<u>\$ 1,536,169</u>	<u>\$ 44,471,318</u>	<u>\$ 3,697,133</u>	<u>\$ 15,828,321</u>

HAMILTON COUNTY
Changes in Net Assets
For the years ended December 31,
(continued)

	<u>2006</u>	<u>2005</u>	<u>2004</u>	<u>2003</u>
Component Unit Activities				
Expenses:				
Riverview Hospital	\$ 122,927,204	\$ 116,744,220	\$ 104,899,403	\$ 92,713,755
Total expenses	<u>122,927,204</u>	<u>116,744,220</u>	<u>104,899,403</u>	<u>92,713,755</u>
Program Revenues:				
Charges for services	128,303,583	118,820,212	110,545,926	96,216,127
Total revenues	<u>128,303,583</u>	<u>118,820,212</u>	<u>110,545,926</u>	<u>96,216,127</u>
Net Revenues (expenses):	<u>5,376,379</u>	<u>2,075,992</u>	<u>5,646,523</u>	<u>3,502,372</u>
General revenues and other changes in net assets:				
Non-capital contributions	-	-	-	48,569
Capital contributions	-	-	1,500,000	-
Unrestricted investment earnings	3,345,633	2,435,097	1,809,352	2,879,629
Total general revenues	<u>3,345,633</u>	<u>2,435,097</u>	<u>3,309,352</u>	<u>2,928,198</u>
Changes in net assets for				
Component Unit Activities	<u>\$ 8,722,012</u>	<u>\$ 4,511,089</u>	<u>\$ 8,955,875</u>	<u>\$ 6,430,570</u>

The Hamilton County implemented GASB 34 for the fiscal year ended December 31, 2003. Information prior to the implementation of GASB 34 is not available.

- ^a The increase in property tax revenues related mainly to new debt service levies and additional tax increment revenue captured.
- ^b In 2003 Taxes were not separated between Property, Income and other types of taxes.
- ^c Includes contributed storm water drainage infrastructure and federal grant funds for park improvements.
- ^d Includes county roads that were annexed into municipalities.
- ^e Reimbursement from City of Noblesville for the 146th Street extension project.
- ^f Includes interest earnings generated by higher interest rates on short term investments.

HAMILTON COUNTY

Fund Balances of Government Funds
As of December 31,

	<u>2006</u>	<u>2005</u>	<u>2004</u>	<u>2003</u>
General Fund				
Reserved	\$ 2,768,446	\$ 631,986	\$ 1,446,112	\$ 1,856,212
Unreserved	21,876,315	18,384,484	7,914,885	8,651,233
Total general fund	<u>\$ 24,644,761</u>	<u>\$ 19,016,470</u>	<u>\$ 9,360,997</u>	<u>\$ 10,507,445</u>
All other governmental funds:				
Reserved	\$ 21,690,347	\$ 19,170,231	\$ 19,006,599	\$ 14,937,965
Unreserved, reported in:				
Special revenue funds	39,239,539	38,329,126	29,732,276	28,236,027
Capital projects funds	45,495,999	39,225,985	44,125,756 ^a	21,699,741
Total all other governmental funds	<u>\$ 106,425,885</u>	<u>\$ 96,725,342</u>	<u>\$ 92,864,631</u>	<u>\$ 64,873,733</u>

Note: The County has elected to present only four years of data for this schedule.

^a Includes unexpended bond proceeds for juvenile detention center project.

(This page intentionally left blank.)

HAMILTON COUNTY

Changes in Fund Balances of Governmental Funds

For the years ended December 31,

	2006	2005	2004	2003
Revenues				
Taxes	\$ 80,699,734	^b \$ 78,323,165	^a \$ 62,683,816	\$ 66,096,480
License and Permits	270,880	253,955	289,132	293,412
Intergovernmental	19,418,342	18,990,685	17,466,316	11,915,072
Charges and Services	9,633,793	10,270,077	7,435,997	7,991,598
Fines and Forfeits	1,999,846	2,144,504	2,100,170	1,877,847
Special assessments	1,884,473	1,547,029	904,464	1,383,801
Miscellaneous	12,208,375	6,144,188	3,214,730	4,442,538
Total Revenues	\$ 126,115,443	\$ 117,673,603	\$ 94,094,625	\$ 94,000,748
Expenditures				
Current:				
General Government	38,010,353	33,088,848	35,158,144	33,337,689
Public Safety	19,241,551	20,609,920	19,116,279	18,691,891
Highways and Streets	21,988,884	7,048,995	8,007,748	10,865,132
Health and welfare	5,271,473	5,142,700	3,659,547	3,100,583
Culture and Recreation	2,334,293	2,122,797	2,162,431	3,143,699
Capital Outlay	36,687,687	31,153,451	20,477,613	32,529,138
Debt Service:				
Principal	12,060,000	10,880,000	9,015,000	8,080,000
Interest	6,236,620	6,678,187	5,664,672	5,011,080
Issuance Cost	369,723	970,222	-	112,256
Total Expenditures	\$ 142,200,584	\$ 117,695,120	\$ 103,261,434	\$ 114,871,468
Excess (deficiency) of revenues over (under) expenditures	\$ (16,085,141)	\$ (21,517)	\$ (9,166,809)	\$ (20,870,720)

HAMILTON COUNTY

Changes in Fund Balances of Governmental Funds

For the years ended December 31,
(continued)

	2006	2005	2004	2003
Other Financing Sources (Uses)				
Transfers in	28,869,366	22,370,927	29,912,796	27,301,462
Transfers out	(28,869,366)	(22,370,927)	(29,912,796)	(27,301,462)
Issuance of debt	31,180,000	60,670,000	35,010,000	10,005,000
Bond premiums/discouts	(158,247)	1,975,164	1,001,259	-
Payment to refunded bond escrow	-	(49,107,200)	-	-
Total other financing sources (uses)	\$ 31,021,753	\$ 13,537,964	\$ 36,011,259	\$ 10,005,000
Net change in fund balance	\$ 14,936,612	\$ 13,516,447	\$ 26,844,450	\$ (10,865,720)
Debt service as a percentage of noncapital expenditures	17.3%	20.3%	17.7%	15.9%

Note: The County has elected to present only four years of data for this schedule.

- ^a Taxes increased primarily due to \$8.7 million increase in COIT and \$6.9 million increase in property taxes.
- ^b Taxes increased primarily \$2.4million increase in property taxes offset by a reduction of \$1.2 million in COIT.
- ^c Increase in Highway and Streets were due to road and infrastructure improvements for various projects throughout the County. See MD&A for further explanation.

HAMILTON COUNTY
Assessed Value and True Tax Value of Taxable Property
For the years ending December 31,

Year Payable	Real Property				Total	Total Direct Tax Rate
	Residential	Commercial	Industry	Other (3)		
2006	\$ 4,218,972,650	\$ 1,199,975,623	\$ 100,559,078	\$ 146,427,072	\$ 5,665,936,428	0.2338
2005	3,895,776,678	1,102,556,152	97,182,801	156,215,368	5,251,733,004	0.2375
2004	3,632,360,955	1,048,171,552	96,625,771	208,164,845	4,985,325,126	0.2305
2003	3,411,599,855	1,049,594,499	96,631,597	170,255,494	4,728,083,447	0.2193
2002	N/A	N/A	N/A	N/A	N/A	0.3310
2001	N/A	N/A	N/A	N/A	N/A	1.0055
2000	N/A	N/A	N/A	N/A	N/A	1.0181
1999	N/A	N/A	N/A	N/A	N/A	1.0330
1998	N/A	N/A	N/A	N/A	N/A	1.0482
1997	N/A	N/A	N/A	N/A	N/A	1.0224

Year Payable	Total Real and Personal Property		Less: Tax Increment District	Assessed Value (1)	True Tax Value (2)	Total Direct Tax Rate
	Personal Property	Personal Property				
2006	\$ 454,531,198	\$ 6,120,467,626	\$ 289,982,362	\$ 5,830,485,264	\$ 17,491,455,791	0.2338
2005	438,141,480	5,689,874,485	244,095,874	5,445,778,611	16,337,335,832	0.2375
2004	435,512,207	5,420,837,333	213,179,173	5,207,658,160	15,622,974,480	0.2305
2003	472,471,885	5,200,555,332	188,615,016	5,011,940,315	15,035,820,946	0.2193
2002	N/A	3,080,641,149	58,410,432	3,022,230,717	9,066,692,152	0.3310
2001	N/A	2,822,646,999	45,806,965	2,776,840,034	8,330,520,102	1.0055
2000	N/A	2,621,007,927	41,159,453	2,579,848,474	7,739,545,422	1.0181
1999	N/A	2,410,061,179	37,704,026	2,372,357,153	7,117,071,459	1.0330
1998	N/A	2,215,864,373	32,587,390	2,183,276,983	6,549,830,949	1.0482
1997	N/A	2,049,183,724	28,221,820	2,020,961,904	6,062,885,712	1.0224

(1) Property reassessments were effective in 1997 and 2003.

(2) True tax value is 3 times assessed value. Beginning in 2002, tax rates were based upon \$100 of true tax value. In prior years, the rate was per \$100 of assessed value.

(3) Includes adjustments due to appeals as well as assessed values from property classes of agriculture, exempt, utility and other as defined by the County Auditor's office.

Source: Hamilton County Auditor's Office - Total Assessed and true tax values are those amounts that have been reported to and certified by the State each year. Prior to 2006, this table did not include any breakdown between real and personal property or show classes of real property. The County is only able to go back to 2003 to provide class detail of certified assessed values. Such detail will be provided for future years and reports.

HAMILTON COUNTY
Direct and Overlapping Property Taxes Rates
Last Ten Years

	2006	2005	2004	2003	2002	2001	2000	1999	1998	1997
County Direct Rates										
General	\$ 0.1200	\$ 0.1167	\$ 0.1184	\$ 0.1002	\$ 0.1539	\$ 0.5044	\$ 0.4775	\$ 0.4912	\$ 0.4902	\$ 0.4081
Property Reassessment	0.0024	0.0031	0.0030	0.0031	0.0052	0.0156	0.0160	0.0174	0.0188	0.0203
2002 Animal Control Bond #2	0.0010	0.0010	0.0011							
2004 GO Bond #3	0.0039	0.0091								
Lease Rental Payment	0.0141	0.0154	0.0174	0.0176	0.0294	0.0941	0.1031	0.1081	0.1253	0.1272
Cumulative Courthouse	0.0027	0.0029								
County Major Bridge	0.0172	0.0172	0.0172	0.0172	0.0267	0.0800	0.0800	0.0800	0.0800	0.0800
Health	0.0039	0.0054	0.0054	0.0051	0.0075	0.0147	0.0174	0.0128	0.0182	0.0236
Jail Lease Rental	0.0066	0.0071	0.0081	0.0082	0.0137	0.0437	0.0480	0.0502	0.0584	0.0591
Cum Bridge Bldg			0.0030	0.0031	0.0052	0.0171	0.0184	0.0201	0.0218	0.0763
EMS										0.0096
Jail Bond	0.0076									
Park & Recreation	0.0084	0.0106	0.0108	0.0192	0.0283	0.0518	0.0736	0.0659	0.0597	0.0682
2002 Park Bond	0.0020	0.0022	0.0018	0.0016						
2004 Park Bond #2	0.0012	0.0030								
Cumulative Capital Dev	0.0172	0.0172	0.0172	0.0172	0.0267	0.0800	0.0800	0.0800	0.0800	0.0800
County Redevelopment TIF	0.0072	0.0058	0.0059	0.0055						
Welfare	0.0184	0.0208	0.0212	0.0213	0.0344	0.1041	0.1041	0.1073	0.0958	0.0700
Total Direct Rate	\$ 0.2338	\$ 0.2375	\$ 0.2305	\$ 0.2193	\$ 0.3310	\$ 1.0055	\$ 1.0181	\$ 1.0330	\$ 1.0482	\$ 1.0224
Solid Waste	\$ 0.0027	\$ 0.0028	\$ 0.0029							
City Rates										
Noblesville	0.8189	0.7770	0.7571	0.7069	0.9929	2.9263	3.0303	2.9825	2.8964	2.9464
Carmel	0.5282	0.5299	0.5284	0.3747	0.5642	1.7103	1.5373	1.5374	1.6711	1.7228
Town Rates	3.592 - 1.2419	3.5920 - 1.2238	3.440 - 1.1482	.3325 - .7069	.4728 - 1.6881	1.3641 - 4.44806	1.318 - 4.10850	1.2800 - 4.1469	1.4402 - 4.2959	1.4963 - 4.2786
Township Rates	.06520 - .27610	.0597 - .2838	.0037 - .1381	.0046 - .1414	.0090 - .2001	.0990 - .6280	.2802 - .7087	.1715 - .4704	.1598 - .6443	.2554 - .5772
Library Rates	.0352 - .0840	.0332 - .0716	.0322 - .0717	.0304 - .0690	.0512 - .1410	.1546 - .3819	.15190 - .3122	.1491 - .3217	.1497 - .5725	.1221 - .3519
School Districts	1.2601 - 2.1189	1.2103 - 2.0869	1.1548 - 2.0100	1.0363 - 1.8486	1.5975 - 2.5806	4.7806 - 7.7517	5.013 - 8.0411	5.0721 - 8.0511	5.1111 - 7.9026	5.1429 - 7.1472

HAMILTON COUNTY

Principal Taxpayers
Current and Nine Years Ago

Taxpayer	2006		1997	
	Taxable Assessed Value	Percent of Total City Assessed Value *	Taxable Assessed Value	Percent of Total City Assessed Value *
Clarian Health Partners Inc	\$ 176,035,580	3.02%		
Duke Weeks Realty LP	60,912,700	1.04%		
Carmel Indy Properties LLC	49,313,500	0.85%		
PSI Energy	49,233,761	0.84%		
Washington National Insurance Co.	47,974,400	0.82%		
RE Services LLC	43,696,390	0.75%		
Fishers Indiana TIC LLC	39,823,100	0.68%		
MRI Spring Mill LLC	33,404,400	0.57%		
Woods of Britton LTD	32,526,400	0.56%		
Wellington Place Apartments	31,138,900	0.53%		
Cinergy, Inc			\$ 19,101,180	0.95%
Conseco, Inc			13,125,660	0.65%
Browning - Kosene & Co./Technology Center Assoc. / Fidelity Office Building II LP. c/o Rei Investments			11,958,810	0.59%
Indiana Bell Telephone Company			11,174,620	0.55%
Aetna Life Insurance Co			9,923,670	0.49%
Indianapolis Water Company			9,437,090	0.47%
Regency Windsor Capital Inv.			9,127,830	0.45%
Wal-Mart			9,039,520	0.45%
GTE North Inc			9,010,480	0.45%
Marsh Supermarkets/Village Pantry			9,000,710	0.45%
Totals	\$ 564,059,131	9.67%	\$ 110,899,570	5.49%

Source: Hamilton County Auditor's Office

* Based on City's assessed values as reported on assessed value table.

HAMILTON COUNTY
Property Tax Levied and Collected
Last Ten Fiscal Years

	<u>Total Taxes Levied for the Current Fiscal Year</u>	<u>Taxes Collected</u>	<u>Percentage of Levy</u>
2006	\$ 40,087,080	\$ 39,704,627	99.05%
2005	37,956,600	38,030,069	100.19%
2004	34,729,874	35,090,539	101.04%
2003	31,769,872	31,118,838	97.95%
2002	30,250,817	29,701,098	98.18%
2001	28,272,740	25,302,613	89.49%
2000	23,899,647	23,984,407	100.35%
1999	22,457,370	22,427,228	99.87%
1998	23,302,472	22,380,697	96.04%
1997	21,111,370	20,366,269	96.47%

Note: Hamilton County Auditor's Office system is not set-up to track collections by year levied. The amount collected includes any delinquent payment plus any penalty or interest applicable. As of the end of 2006, total delinquent property tax due to the County for 2006 and all prior years was approximately \$1.2 million.

Source: Hamilton County Auditor's Office

HAMILTON COUNTY

Ratios of Outstanding Debt by Type
Last Ten Fiscal Years

Fiscal Year	Governmental Activities											Debt per Capita ¹
	Property Tax			Revenue Bonds				Bond Anticipation Notes	Capital Leases	Total Governmental Activities	Percentage of Personal Income ¹	
	Building Corporation Bonds	Park District Bonds	General Obligation Bonds	COIT Bonds	Tax Incremental Bonds							
2006	\$ 54,012,202	\$ 4,715,000	\$ 5,500,000	\$ 49,460,000	\$ 48,680,000	\$ 11,600,000	\$ -	\$ 173,967,202	1.63%	\$ 693		
2005	56,857,202	5,290,000	7,565,000	54,550,000	30,810,000	-	-	155,072,202	1.54%	644		
2004	59,797,202	5,830,000	9,510,000	56,975,000	19,940,000	-	-	152,052,202	1.65%	661		
2003	32,382,202	4,920,000	6,910,000	60,785,000	21,060,000	-	-	126,057,202	1.44%	570		
2002	35,317,202	5,000,000	7,300,000	64,450,000	12,065,000	-	-	124,132,202	1.45%	599		
2001	31,202,202	-	-	67,975,000	8,825,000	-	-	108,002,202	1.35%	551		
2000	33,162,202	-	-	71,050,000	9,485,000	-	-	113,697,202	1.59%	622		
1999	35,092,202	-	-	73,040,000	10,055,000	-	-	118,187,202	1.80%	687		
1998	36,927,202	-	-	33,250,000	10,585,000	-	64,304	80,826,506	1.38%	497		
1997	38,672,202	-	-	18,160,000	11,075,000	-	155,920	68,063,122	1.29%	439		

¹ Population and personal income data can be found in the Demographics and Economic Schedule

HAMILTON COUNTY

Ratios of Net General Bonded Debt Outstanding Last Ten Years

	Building Corporation Bonds	Park District Bonds	General Obligation Bonds	Total	Less Debt Service Funds	Net Bonded Debt	Ratio of Net Bonded Debt to Assessed Value	Net Bonded Debt Per Capita
2006	\$ 54,012,202	\$ 4,715,000	\$ 5,500,000	\$ 64,227,202	\$ 4,423,834	\$ 59,803,368	1.03%	\$ 238
2005	56,857,202	5,290,000	7,565,000	69,712,202	5,058,841	64,653,361	1.19%	269
2004	59,797,202	5,830,000	9,510,000	75,137,202	5,729,972	69,407,230	1.33%	302
2003	32,382,202	4,920,000	6,910,000	44,212,202	2,718,967	41,493,235	0.83%	188
2002	35,317,202	5,000,000	7,300,000	47,617,202	2,253,695	45,363,507	1.50%	219
2001	31,202,202	-	-	31,202,202	2,226,260	28,975,942	1.04%	148
2000	33,162,202	-	-	33,162,202	2,369,238	30,792,964	1.19%	169
1999	35,092,202	-	-	35,092,202	2,334,113	32,758,089	1.38%	190
1998	36,927,202	-	-	36,927,202	1,416,457	35,510,745	1.63%	218
1997	38,672,202	-	-	38,672,202	2,188,374	36,483,828	1.81%	235

¹ The City's population can be found in the Demographics and Economics Schedule and the assessed value can be found on the assessed value schedule.

Notes:

- 1) This schedule includes only debt repaid with property taxes. It excludes bonds payable from income taxes and tax increment financing bonds.
- 2) The Building Corporation and Park District bonded debt on this schedule which is outstanding at December 31, 2006 is not reflected on the computation of legal debt margin. Building Corporation Bonds were issued as lease rental obligations which are exempt from the 2% limitation. The Park District has its own 2% capacity separate from the County.

HAMILTON COUNTY
Direct and Overlapping Debt

Direct Debt	
Hamilton County	<u>\$173,967,202</u>
Overlapping Debt:	
Property Tax Supported Debt:	
Carmel Clay Schools	239,640,000
Carmel Civic Square Building Corporation	4,100,000
Carmel Clay Public Library	17,595,000
Carmel Redevelopment Authority	34,270,000
Hamilton-Southeastern School Corp.	319,851,661
Hamilton Heights School Corporation	29,328,513
Hamilton North Public Library	2,430,000
Noblesville Redevelopment Authority	49,640,000
Noblesville Redevelopment District	795,000
Noblesville Economic Development	
Infrastructure Building Corporation	3,875,000
Noblesville Schools	144,833,709
Noblesville-Southeastern Public Library	28,845,000
Sheridan Community School Corp	4,056,980
Sheridan Public Library	1,890,000
Westfield-Washington Schools	210,126,824
Westfield Public Library	2,780,000
Town of Cicero	1,160,752
City of Noblesville	25,580,000
Town of Fishers	41,350,000
Town of Sheridan	1,212,906
Town of Westfield	10,231,000
Clay Township	58,555,000
Delaware Township	135,000
Fall Creek Township	994,542
Jackson Township	6,644
Noblesville Township	160,000
Wayne Township	160,000
Washington Township	494,000
White River Township	1,325,000
Total Property Tax Supported Debt	<u>\$1,235,422,531</u>

HAMILTON COUNTY

Direct and Overlapping Debt

Overlapping Debt (continued):

Income Tax Supported Debt	
City of Carmel	114,185,000
City of Noblesville	3,960,000
Town of Fishers	8,250,000
Total Income Tax Supported Debt	<u>\$126,395,000</u>

Tax Increment Financing Debt:

City of Carmel	100,598,227
City of Noblesville	65,240,000
Total Tax Increment Financing Debt:	<u>\$165,838,227</u>

Revenue Debt Secured by Property Taxes:

Hamilton County Hospital Association	<u>\$1,865,000</u>
--------------------------------------	---------------------------

Revenue-Supported Debt:

Town of Arcadia	1,562,243
Town of Atlanta	663,498
City of Carmel	60,990,000
Town of Cicero	4,297,437
Town of Fishers	10,470,000
City of Noblesville	17,950,000
Town of Sheridan	2,470,000
Town of Westfield	37,800,000
Total Revenue Supported Debt	<u>\$136,203,178</u>

Subtotal Overlapping Debt

<u>\$1,665,723,936</u>

Total Direct and Overlapping Debt

<u>\$1,839,691,138</u>

HAMILTON COUNTY
Legal Debt Margin

Legal Debt Margin Calculation for Fiscal Year 2006

Assessed value	\$ 5,830,485,264
Debt Limit (2% of assessed value)	116,609,705
Debt applicable to limit	80,585,000
Legal debt margin	\$ 36,024,705

	Debt Limit	Total net debt applicable to limit	Legal Debt Margin	Total debt applicable to the limit as a percentage of debt limit
2006	116,609,705	80,585,000	36,024,705	69.11%
2005	108,915,572	76,485,000	32,430,572	70.22%
2004	104,153,163	47,095,000	57,058,163	45.22%
2003	100,238,806	36,540,000	63,698,806	36.45%
2002	60,444,614	38,605,000	21,839,614	63.87%
2001	55,536,801	27,825,000	27,711,801	50.10%
2000	51,596,969	29,580,000	22,016,969	57.33%
1999	47,447,143	31,570,000	15,877,143	66.54%
1998	43,665,540	33,250,000	10,415,540	76.15%
1997	40,419,238	18,160,000	22,259,238	44.93%

(A) All other outstanding debt of the County is structured as lease transactions or is payable only from tax increment revenues. Neither of these are subject to the 2% limitation shown above.

HAMILTON COUNTY

Governmental Activities Pledged Revenue Coverage Last Ten Years

Year	County Option Income Tax				Tax Increment Bonds			
	COIT Revenue	Debt Service		Coverage	Tax Increment	Debt Service		Coverage
		Principal	Interest			Principal	Interest	
2006	\$ 26,427,067	\$ 4,350,000	\$ 2,391,863	3.92	\$ 4,687,957	\$ 1,750,000	\$ 1,464,393	1.46
2005	33,798,846	4,950,000	1,937,714	4.91	5,069,496	1,025,000	949,441	2.57
2004	25,068,745	3,895,000	2,845,260	3.72	4,599,730	1,220,000	964,525	2.11
2003	25,567,316	3,735,000	3,005,371	3.79	2,349,268	1,015,000	744,492	1.34
2002	31,730,498	3,585,000	3,155,579	4.71	2,190,726	1,015,000	491,072	1.45
2001	27,821,967	3,150,000	3,290,989	4.32	1,306,798	695,000	567,320	1.04
2000	25,094,722	2,685,000	3,408,827	4.12	1,345,089	650,000	608,170	1.07
1999	21,341,985	1,945,000	3,170,126	4.17	2,014,005	565,000	641,939	1.67
1998	20,199,597	1,430,000	1,515,689	6.86	1,885,080	520,000	672,358	1.58
1997	18,540,438	-	162,974	113.76	3,026,339	485,000	699,758	2.55

Source: Pledged revenue data provided by the County Auditor is based upon actual annual COIT and Tax Increment distributions to the County.

HAMILTON COUNTY
Schedule of Revenue Bond Coverage
Component Unit - Riverview Hospital Fund
Last Ten Years

Year	Net Operating Revenue		Operating Expenses (A)	Net Revenue Available for Debt Service		Debt Service Requirements			Coverage
	Revenue			Debt Service	Principal	Interest	Total		
2006	\$128,303,583		\$114,667,672	\$13,635,911	\$1,855,000	\$2,983,820	\$4,838,820	2.82	
2005	118,820,212		108,960,503	9,859,709	1,805,000	2,364,942	4,169,942	2.36	
2004	110,545,926		98,555,799	11,990,127	1,235,000	3,161,931	4,396,931	2.73	
2003	96,216,127		86,239,548	9,976,579	1,575,000	2,659,632	4,234,632	2.36	
2002	90,368,169		84,012,990	6,355,179	1,500,000	2,781,224	4,281,224	1.48	
2001	85,735,368		75,419,055	10,316,313	1,010,000	1,858,605	2,868,605	3.60	
2000	79,715,537		72,135,960	7,579,577	710,000	1,529,982	2,239,982	3.38	
1999	72,232,676		63,092,244	9,140,432	710,000	1,292,263	2,002,263	4.57	
1998	64,765,609		55,124,927	9,640,682	975,000	1,275,889	2,250,889	4.28	
1997	57,062,402		48,147,271	8,915,131	615,000	1,357,035	1,972,035	4.52	

(A) Excludes depreciation and amortization.

Note: These bonds are secured solely by pledge of revenues derived from the assets acquired or construction with bond proceeds.

HAMILTON COUNTY
Demographics and Economic
Last Ten Fiscal Years

	Population ¹	School Enrollment ²	Unemployment Rates ¹	Personal Income (<i>millions of dollars</i>) ³	Per Capita Personal Income ³
2006	250,979	47,184	3.20%	\$ 10,677.0	\$ 44,354
2005	240,732	45,060	3.40%	10,053.0	43,701
2004	230,064	42,818	3.00%	9,233.0	41,786
2003	220,973	40,439	3.10%	8,780.0	42,369
2002	207,247	38,278	3.10%	8,577.0	43,742
2001	196,103	36,490	2.30%	8,019.0	43,251
2000	182,740	34,498	1.80%	7,158.0	40,822
1999	172,094	32,769	1.10%	6,579.0	39,725
1998	162,772	31,058	1.10%	5,853.0	37,228
1997	155,014	29,511	1.20%	5,293.0	35,366

Source:

¹ State of Indiana, Department of Workforce Development

² State of Indiana, Department of Education for students attending Hamilton County Schools.

³ State of Indiana, Department of Workforce Development. Figures are for the prior calendar year.

HAMILTON COUNTY

Principal Employers

Current Year and Nine Years Ago

<u>Employer</u>	2006			1997		
	<u>Employees</u>	<u>Rank</u>	<u>Percentage of Total County Employment</u>	<u>Employees</u>	<u>Rank</u>	<u>Percentage of Total County Employment</u>
Conseco, Inc	2,300	1	1.78%	1,700	1	1.92%
Sallie Mae	2,000	2	1.55%			
Marsh Supermarkets	1,350	3	1.04%	1,350	4	1.52%
Resort Condo International	900	4	0.70%			
Thompson Consumer Electronics	800	5	0.62%	1,450	3	1.64%
HFC	675	6	0.52%			
Charles Schwab & Co.	600	7	0.46%	825	5	0.93%
Bridgestone/Firestone	600	8	0.46%	600	7	0.68%
Verizon	550	9	0.43%			
Midwest ISO	500	10	0.39%			
USA Group Inc				1,650	2	1.86%
Macmillan Computer Publishing				700	6	0.79%
Indiana Insurance Inc				500	8	0.56%
Indiana Mills & Mfg				475	9	0.54%
Meijers				475	10	0.54%
Total	10,275		7.87%	9,725		10.98%

Source: Hamilton County Alliance

Note: Excludes Hamilton County Government employment which is reported on next schedule.

HAMILTON COUNTY

Full-Time Equivalent County Government Employees by Function
Last Seven Fiscal Years

	2006	2005	2004	2003	2002	2001	2000
General Government	440	420	403	432	413	411	359
Public Safety							
Sheriffs							
Officers	224	191	189	187	176	166	149
Volunteer Police	31	30	30	25	25	25	30
Health and Welfare	49	52	52	60	58	57	49
Culture and Recreation	17	17	16	19	19	16	16
County Total	<u>761</u>	<u>710</u>	<u>690</u>	<u>723</u>	<u>691</u>	<u>675</u>	<u>603</u>
Component Unit:							
Riverview Hospital	<u>696</u>	<u>647</u>	<u>608</u>	<u>588</u>	<u>587</u>	<u>585</u>	<u>551</u>

Note: This new table was created for implementation of GASB 44 in 2006. The County was not able to readily provide this breakdown prior to 2000, so they have presented the last seven years and will increase to ten years in the future.

Source: Hamilton County Auditor's Office

HAMILTON COUNTY

Operating Indicators by Function Last Four Fiscal Years

	2006	2005	2004	2003
General Government				
Building Permits issued: ¹				
Residential (Single/Multi Families)	76	95	94	64
Commercial	4	7	8	7
Estimated Property Value of Building Permits issued	\$ 1,719,000	\$ 4,721,900	\$ 6,709,200	\$ 17,255,400
Building inspections conducted	2,089	1,881	1,672	1,835
Public Safety				
Sheriff:				
Physical arrests	959	797	608	421
Parking violations	6	12	1	8
Traffic violations	3,868	3,648	3,786	3,649
Highways and Streets				
Street resurfacing (miles) ²	86	99	113	136
Potholes repaired (tons)	1,139	1,296	825	1,212

¹ Building permit data is for the unincorporated area of the County and the Town of Cicero which is handled by the County.

² Resurface activities include contract resurface program, in-house conversion program and in-house chip-seal program.

Source: Hamilton County Auditor's Office; the County has elected to present this information for the last four years.

HAMILTON COUNTY
Capital Assets Statistic by Function
Last Ten Fiscal Years

	2006	2005	2004	2003	2002	2001	2000	1999	1998	1997
Public Safety										
Station	1	1	1	1	1	1	1	1	1	1
Juvenile Correctional Facility	1	1	1	1	1	1	1	1	1	1
Adult Jail Work Release Center	1	1	1	1	1	1	1	1	1	1
Other public works										
Highways / Streets (miles)	691.5	740.22	766.75	777.03	954.63	949.02	940.54	946.27	937.75	929.56
Streetlights	12	12	12	15	20	23	20	22	23	22
Traffic signals	22	23	22	20	23	20	15	12	12	12
Parks and recreation										
Number of County Parks*	59	52	52	50	54	49	49	47	33	20
Acreage	2,502.46	2,336.74	2,336.74	2,251.75	2,635.81	2,000	2,000	1,838	424	424
Golf Courses:										
Public	17	17	17	17	17	15	15	15	15	10
Private	7	7	7	7	4	7	7	7	7	7
Swimming Pools										
Public	6	6	6	3	3	2	2	2	2	2
Private (semi-private)	170	170	147	8	8	7	7	7	7	7
Public Beaches	1	1	1	1	1	1	1	1	1	1
Riverview Hospital	1	1	1	1	1	1	1	1	1	1

* Total number of parks within the County; not all operated by County.

Source: Hamilton County Auditor's Office


STATE BOARD OF ACCOUNTS
302 West Washington Street
Room E418
INDIANAPOLIS, INDIANA 46204-2769

SUPPLEMENTAL AUDIT OF

FEDERAL AWARDS

2006

HAMILTON COUNTY, INDIANA



FILED

08/31/2007

TABLE OF CONTENTS

<u>Description</u>	<u>Page</u>
County Officials	2
Independent Auditor's Report on Compliance and on Internal Control Over Financial Reporting Based on an Audit of Financial Statements Performed in Accordance With Government Auditing Standards.....	3
Supplemental Audit of Federal Awards:	
Independent Auditor's Report on Compliance With Requirements Applicable to Each Major Program and Internal Control Over Compliance in Accordance With OMB Circular A-133	4-5
Schedule of Expenditures of Federal Awards.....	6-8
Notes to Schedule of Expenditures of Federal Awards	9
Schedule of Findings and Questioned Costs.....	10
Auditee Prepared Schedule:	
Summary Schedule of Prior Audit Findings.....	11
Exit Conference	12

COUNTY OFFICIALS

<u>Office</u>	<u>Official</u>	<u>Term</u>
Auditor	Robin M. Mills	01-01-05 to 12-31-08
Treasurer	Kim Good	01-01-05 to 12-31-08
Clerk	Tamela Baitz	01-01-04 to 12-31-07
Sheriff	Douglas Carter	01-01-03 to 12-31-10
Recorder	Jennifer Hayden	01-01-03 to 12-31-10
President of the Board of County Commissioners	Steven A. Holt Steven Dillinger	01-01-06 to 12-31-06 01-01-07 to 12-31-07
President of the County Council	Steven Schwartz Brad Beaver	01-01-06 to 12-31-06 01-01-07 to 12-31-07



STATE OF INDIANA
AN EQUAL OPPORTUNITY EMPLOYER

STATE BOARD OF ACCOUNTS
302 WEST WASHINGTON STREET
ROOM E418
INDIANAPOLIS, INDIANA 46204-2769

Telephone: (317) 232-2513
Fax: (317) 232-4711
Web Site: www.in.gov/sboa

INDEPENDENT AUDITOR'S REPORT ON COMPLIANCE AND ON INTERNAL CONTROL
OVER FINANCIAL REPORTING BASED ON AN AUDIT OF FINANCIAL STATEMENTS
PERFORMED IN ACCORDANCE WITH GOVERNMENT AUDITING STANDARDS

TO: THE OFFICIALS OF HAMILTON COUNTY, INDIANA

We have audited the financial statements of Hamilton County (County), as of and for the year ended December 31, 2006, and have issued our report thereon dated May 14, 2007. We conducted our audit in accordance with auditing standards generally accepted in the United States and the standards applicable to financial audits contained in Government Auditing Standards, issued by the Comptroller General of the United States.

Compliance

As part of obtaining reasonable assurance about whether the County's financial statements are free of material misstatement, we performed tests of its compliance with certain provisions of laws, regulations, contracts and grants, noncompliance with which could have a direct and material effect on the determination of financial statement amounts. However, providing an opinion on compliance with those provisions was not an objective of our audit, and accordingly, we do not express such an opinion. The results of our tests disclosed no instances of noncompliance that are required to be reported under Government Auditing Standards.

Internal Control Over Financial Reporting

In planning and performing our audit, we considered the County's internal control over financial reporting in order to determine our auditing procedures for the purpose of expressing our opinion on the financial statements and not to provide assurance on the internal control over financial reporting. Our consideration of the internal control over financial reporting would not necessarily disclose all matters in the internal control over financial reporting that might be material weaknesses. A material weakness is a condition in which the design or operation of one or more of the internal control components does not reduce to a relatively low level the risk that misstatements in amounts that would be material in relation to the financial statements being audited may occur and not be detected within a timely period by employees in the normal course of performing their assigned functions. We noted no matters involving the internal control over financial reporting and its operation that we consider to be material weaknesses.

This report is intended solely for the information and use of the County's management and federal awarding agencies and pass-through entities and is not intended to be and should not be used by anyone other than these specified parties. In accordance with Indiana Code 5-11-5-1, this report is a part of the public records of the State Board of Accounts and of the office examined.

STATE BOARD OF ACCOUNTS

May 14, 2007



STATE OF INDIANA
AN EQUAL OPPORTUNITY EMPLOYER

STATE BOARD OF ACCOUNTS
302 WEST WASHINGTON STREET
ROOM E418
INDIANAPOLIS, INDIANA 46204-2769

Telephone: (317) 232-2513
Fax: (317) 232-4711
Web Site: www.in.gov/sboa

INDEPENDENT AUDITOR'S REPORT ON COMPLIANCE WITH REQUIREMENTS
APPLICABLE TO EACH MAJOR PROGRAM AND INTERNAL CONTROL OVER
COMPLIANCE IN ACCORDANCE WITH OMB CIRCULAR A-133

TO: THE OFFICIALS OF HAMILTON COUNTY, INDIANA

Compliance

We have audited the compliance of the Hamilton County (County) with the types of compliance requirements described in the U.S. Office of Management and Budget (OMB) Circular A-133 Compliance Supplement that are applicable to each of its major federal programs for the year ended December 31, 2006. The County's major federal programs are identified in the Summary of Auditor's Results section of the accompanying Schedule of Findings and Questioned Costs. Compliance with the requirements of laws, regulations, contracts and grants applicable to each of its major federal programs is the responsibility of the County's management. Our responsibility is to express an opinion on the County's compliance based on our audit.

We conducted our audit of compliance in accordance with auditing standards generally accepted in the United States of America; the standards applicable to financial audits contained in Government Auditing Standards, issued by the Comptroller General of the United States; and OMB Circular A-133, Audits of States, Local Governments, and Non-Profit Organizations. Those standards and OMB Circular A-133 require that we plan and perform the audit to obtain reasonable assurance about whether noncompliance with the types of compliance requirements referred to above that could have a direct and material effect on a major federal program occurred. An audit includes examining, on a test basis, evidence about the County's compliance with those requirements and performing such other procedures as we considered necessary in the circumstances. We believe that our audit provides a reasonable basis for our opinion. Our audit does not provide a legal determination of the County's compliance with those requirements.

In our opinion, the County complied in all material respects with the requirements referred to above that are applicable to each of its major federal programs for the year ended December 31, 2006.

Internal Control Over Compliance

The management of the County is responsible for establishing and maintaining effective internal control over compliance with requirements of laws, regulations, contracts and grants applicable to federal programs. In planning and performing our audit, we considered the County's internal control over compliance with requirements that could have a direct and material effect on a major federal program in order to determine our auditing procedures for the purpose of expressing our opinion on compliance, but not for the purpose of expressing an opinion on the effectiveness of internal control over compliance. Accordingly, we do not express an opinion on the effectiveness of the County's internal control over compliance.

INDEPENDENT AUDITOR'S REPORT ON COMPLIANCE WITH REQUIREMENTS
APPLICABLE TO EACH MAJOR PROGRAM AND INTERNAL CONTROL OVER
COMPLIANCE IN ACCORDANCE WITH OMB CIRCULAR A-133
(Continued)

Our consideration of the internal control over compliance was for the limited purpose described in the first paragraph of this section and would not necessarily identify all deficiencies in internal control that might be significant deficiencies or material weaknesses. We did not identify any deficiencies in internal control over compliance that we consider to be significant deficiencies or material weaknesses, as defined above.

Schedule of Expenditures of Federal Awards

We have audited the financial statements of the governmental activities, the discretely presented component unit, each major fund, and the aggregate remaining fund information of Hamilton County, as of and for the year ended December 31, 2006, and have issued our report thereon dated May 14, 2007. Our audit was performed for the purpose of forming opinions on the financial statements that collectively comprise Hamilton County's basic financial statements. The accompanying schedule of expenditures of federal awards is presented for purposes of additional analysis as required by OMB Circular A-133 and is not a required part of the basic financial statements. Such information has been subjected to the auditing procedures applied in the audit of the basic financial statements and, in our opinion, is fairly stated, in all material respects, in relation to the basic financial statements taken as a whole.

This report is intended solely for the information and use of the County's management, federal awarding agencies and pass-through entities and is not intended to be and should not be used by anyone other than these specified parties. In accordance with Indiana Code 5-11-5-1, this report is a part of the public records of the State Board of Accounts and of the office examined.

STATE BOARD OF ACCOUNTS

May 14, 2007

HAMILTON COUNTY
SCHEDULE OF EXPENDITURES OF FEDERAL AWARDS
For The Year Ended December 31, 2006

Federal Grantor Agency/Pass-Through Entity Cluster Title/Program Title/Project Title	Federal CFDA Number	Pass-Through Entity (or Other) Identifying Number	Total Federal Awards Expended
<u>U.S. DEPARTMENT OF HOUSING AND URBAN DEVELOPMENT</u>			
Direct Grant			
Community Development Block Grants/Entitlement Grants	14.218		
		B-04UC-18-0023	\$ 375,339
<u>U.S. DEPARTMENT OF JUSTICE</u>			
Pass-Through Indiana Criminal Justice Institute			
Juvenile Accountability Incentive Block Grants	16.523		
Linking Early Adolescent Prevention Program		03JB025	5,283
Linking Early Adolescent Prevention Program		04JB003	20,000
Total for Juvenile Accountability Incentive Block Grants			25,283
Juvenile Justice and Delinquency Prevention - Allocation to States	16.540		
Juvenile Alternatives Program		04JF008	13,485
Crime Victim Assistance	16.575		
Victims of Crime Act		05VA045	42,837
Victims of Crime Act		06VA044	6,250
Victims of Crime Act		06VA045	22,120
Total for Crime Victim Assistance			71,207
Edward Byrne Memorial Formula Grant Program	16.579		
Midwest Forensic Science Symposium		02-DB-BX-0018	17,070
Violence Against Women Formula Grants	16.588		
Stop Violence Against Women		04ST066	12,928
Stop Violence Against Women		05ST020	9,696
Total for Violence Against Women Formula Grants			22,624
Community Prosecution and Project Safe Neighborhoods	16.609		
Community Gun Violence Prosecution Program		02-GP-X-0210	13,003
Pass-Through Marion County			
Edward Byrne Memorial Justice Assistance Grant Program	16.738		
Justice Assistance Grant		03DB063	39,675
Justice Assistance Grant		05DJ063	16,373
Total for Edward Byrne Memorial Justice Assistance Grant Program			56,048
Total for U.S. Department of Justice			218,720
<u>U.S. DEPARTMENT OF TRANSPORTATION</u>			
Pass-Through Indiana Department of Transportation			
Highway Safety Cluster			
State and Community Highway Safety	20.600		
Operation Pull-Over		PT-06-04-07-14	86,603
Traffic Safety DUI		154AL-06-03-03-07	64,725
Fatal Alcohol Crash Team			153,266
Total for State and Community Highway Safety			304,594

The accompanying notes are an integral part of the Schedule of Expenditures of Federal Awards.

HAMILTON COUNTY
SCHEDULE OF EXPENDITURES OF FEDERAL AWARDS
For The Year Ended December 31, 2006
(Continued)

Federal Grantor Agency/Pass-Through Entity Cluster Title/Program Title/Project Title	Federal CFDA Number	Pass-Through Entity (or Other) Identifying Number	Total Federal Awards Expended
<u>U.S. DEPARTMENT OF TRANSPORTATION (continued)</u>			
Pass-Through Indiana Department of Transportation (continued)			
Highway Safety Cluster (continued)			
Alcohol Traffic Safety and Drunk Driving Prevention Incentive Grants	20.601		
Alcohol Traffic Safety and OWI Incentive Grant		J8-06-04-04-01	1,871
DUI Task Force Indiana		K8-07-03-01-03	9,447
Big City/Big County Seat Belt Enforcement Program		PT-07-04-01-04	<u>11,966</u>
Total for Alcohol Traffic Safety and Drunk Driving Prevention Incentive Grants			<u>23,284</u>
Total for Highway Safety Cluster			<u>327,878</u>
Direct Grant			
Airport Improvement Program	20.106		
		3-18-0103-11	48,046
		3-18-0103-12	467,764
		3-18-0103-13	<u>900,614</u>
Total for Airport Improvement Program			<u>1,416,424</u>
Pass-Through Indiana Department of Transportation			
Highway Planning and Construction	20.205		
		BR-9929(027)	89,760
		BR-9929(028)	84,787
		BR-9929(033)	<u>34,198</u>
Total for Highway Planning and Construction			<u>208,745</u>
Total for U.S. Department of Transportation			<u>1,953,047</u>
<u>U.S. DEPARTMENT OF HEALTH AND HUMAN SERVICES</u>			
Pass-Through Indiana Department of Health			
Centers for Disease Control and Prevention -			
Investigations and Technical Assistance	93.283		
Bioterrorism Grants		BPRS04-A-SNS	185
Bioterrorism Grants		BPRS 128-1	5,821
Bioterrorism Grants		BPRS 128-2	46,931
Bioterrorism Grants		BPRS04-A-2	<u>2,098</u>
Total for Centers for Disease Control and Prevention - Investigations and Technical Assistance			<u>55,035</u>
Pass-Through Indiana Department of Children's Services			
Child Support Enforcement	93.563		
County Clerk's Child Support Expenditures			26,173
County Prosecutor's Child Support Expenditures			311,724
County Court's Child Support Expenditures			11,082
Indirect Costs			74,400
Collection Incentives			<u>77,406</u>
Total for Child Support Enforcement			<u>500,785</u>
Total for U.S. Department of Health and Human Services			<u>555,820</u>

The accompanying notes are an integral part of the Schedule of Expenditures of Federal Award

HAMILTON COUNTY
SCHEDULE OF EXPENDITURES OF FEDERAL AWARDS
For The Year Ended December 31, 2006
(Continued)

Federal Grantor Agency/Pass-Through Entity Cluster Title/Program Title/Project Title	Federal CFDA Number	Pass-Through Entity (or Other) Identifying Number	Total Federal Awards Expended
<u>U.S. DEPARTMENT OF HOMELAND SECURITY</u>			
Pass-Through Indiana Department of Homeland Security			
Homeland Security Cluster			
Homeland Security Grant Program	97.004		
NIOSH Certified Air Purifying Respirators for CBRN Environments			2
First Responder Equipment		C44P-4-049	189
First Responder Equipment		C44P-4-108	<u>111</u>
Total for Homeland Security Grant Program			<u>302</u>
Homeland Security Grant Program	97.067		
Urban Areas Security Initiative		FY05	<u>344,431</u>
Pass-Through Indiana Department of Homeland Security			
Urban Areas Security Initiative	97.008		
		FY04	<u>1,963,239</u>
Community Emergency Response Teams	97.054		
2002 CERT Supplement		C44P-4-227	2,094
2003 CERT		C44P-4-226	<u>160</u>
Total for Community Emergency Response Teams			<u>2,254</u>
Total for U.S. Department of Homeland Security			<u>2,310,226</u>
Total federal awards expended			<u>\$ 5,413,152</u>

The accompanying notes are an integral part of the Schedule of Expenditures of Federal Awards.

HAMILTON COUNTY
NOTES TO SCHEDULE OF EXPENDITURES OF FEDERAL AWARDS

Note 1. Basis of Presentation

The accompanying Schedule of Expenditures of Federal Awards includes the federal grant activity of Hamilton County (primary government) and is presented in accordance with the requirements of OMB Circular A-133, Audits of States, Local Governments, and Non-Profit Organizations. Accordingly, the amount of federal awards expended is based on when the activity related to the award occurs. Therefore, some amounts presented in this schedule may differ from amounts presented in, or used in the preparation of, the basic financial statements.

Note 2. Subrecipients

Of the federal expenditures presented in the schedule, the primary government provided federal awards to subrecipients as follows for the year ended December 31, 2006:

Program Title	Federal CFDA Number	Amount Provided to Subrecipients
Community Development Block Grants/Entitlement Grants	14.218	\$ 363,989
Crime Victim Assistance	16.575	71,207
Violence Against Women Formula Grants	16.588	22,624
State and Community Highway Safety	20.600	147,797

HAMILTON COUNTY
SCHEDULE OF FINDINGS AND QUESTIONED COSTS

Section I – Summary of Auditor's Results

Financial Statements:

Type of auditor's report issued: Unqualified

Internal control over financial reporting:

Material weaknesses identified?	no
Reportable conditions identified that are not considered to be material weaknesses?	none reported

Noncompliance material to financial statements noted? no

Federal Awards:

Internal control over major programs:

Material weaknesses identified?	no
Reportable conditions identified that are not considered to be material weaknesses?	none reported

Type of auditor's report issued on compliance for major programs: Unqualified

Any audit findings disclosed that are required to be reported in accordance with Section 510(a) of Circular A-133? no

Identification of Major Programs:

CFDA Number	Name of Federal Program or Cluster
20.106	Airport Improvement Program
20.600	State and Community Highway Safety

Dollar threshold used to distinguish between Type A and Type B programs: \$300,000

Auditee qualified as low-risk auditee? yes

Section II – Financial Statement Findings

No matters are reportable.

Section III – Federal Award Findings and Questioned Costs

No matters are reportable.

HAMILTON COUNTY
SUMMARY SCHEDULE OF PRIOR AUDIT FINDINGS

No matters are reportable.

HAMILTON COUNTY
EXIT CONFERENCE

The contents of this report were discussed on May 31, 2007, with Robin M. Mills, Auditor.