

STATE BOARD OF ACCOUNTS
302 West Washington Street
Room E418
INDIANAPOLIS, INDIANA 46204-2769

FINANCIAL STATEMENT AND
FEDERAL SINGLE AUDIT REPORT

OF

EVANSVILLE VANDERBURGH SCHOOL CORPORATION

VANDERBURGH COUNTY, INDIANA

July 1, 2022 to June 30, 2023



FILED

05/01/2024



STATE OF INDIANA
AN EQUAL OPPORTUNITY EMPLOYER

STATE BOARD OF ACCOUNTS
302 WEST WASHINGTON STREET
ROOM E418
INDIANAPOLIS, INDIANA 46204-2769

Telephone: (317) 232-2513
Fax: (317) 232-4711
Web Site: www.in.gov/sboa

May 1, 2024

To: The Officials of the Evansville Vanderburgh School Corporation
Evansville Vanderburgh School Corporation
Vanderburgh County, Indiana

As authorized under Indiana Code 5-11-1, we engaged private examiners under our review to perform the audit of the Evansville Vanderburgh School Corporation. We have reviewed the audit report opined upon by FORVIS, LLP, Independent Public Accountants, for the period July 1, 2022 to June 30, 2023. Per the *Independent Auditor's Report*, the financial statement referred to above present fairly, in all material respects, the respective financial position of the governmental activities, each major fund, the aggregate remaining fund information of the School Corporation, as of June 30, 2023, and the respective changes in financial position and, where applicable, cash flows thereof for the year then ended in accordance with accounting principles generally accepted in the United States of America.

We call your attention to the finding in the report. The finding appears in the Single Audit Report on page 11, which is included after the Annual Financial Report. Please refer to the Schedule of Findings and Questioned Costs for further detail.

In our opinion, FORVIS, LLP prepared the audit report in accordance with the guidelines established by the State Board of Accounts.

The report is filed with this letter in our office as a matter of public record.

A handwritten signature in black ink that reads 'Tammy R. White'.

Tammy R. White, CPA
Deputy State Examiner

Evansville Vanderburgh School Corporation

Table of Contents
June 30, 2023

	<u>Page</u>
Independent Auditors' Report	i
Management's Discussion and Analysis	iv
Basic Financial Statements	
Government-Wide Financial Statements:	
Statement of Net Position	1
Statement of Activities	3
Fund Financial Statements:	
Balance Sheet - Governmental Funds and Reconciliation of the Balance Sheet of Governmental Funds to the Statement of Net Position	4
Statement of Revenues, Expenditures and Changes in Fund Balances - Governmental Funds	5
Reconciliation of the Statement of Revenues, Expenditures and Changes in Fund Balances of Governmental Funds to the Statement of Activities	6
Statement of Net Position - Proprietary Fund	7
Statement of Revenues, Expenses and Changes in Fund Net Position - Proprietary Fund	8
Statement of Cash Flows - Proprietary Fund	9
Index to Notes to Financial Statements	10
Notes to Financial Statements	11
Required Supplementary Information	
Budgetary Comparison Schedule - Education Fund	52
Budgetary Comparison Schedule - Operations Fund	53
Budget/GAAP Reconciliation - Education and Operations Fund	54
Schedule of the School's Proportionate Share of the Net Pension Liability - Public Employees' Retirement Fund	55
Schedule of School Contributions - Public Employees' Retirement Fund	56
Schedule of the School's Proportionate Share of the Net Pension Liability Teachers' Retirement Fund	57
Schedule of School Contributions - Teachers' Retirement Fund	58

Evansville Vanderburgh School Corporation

Table of Contents

June 30, 2023

	<u>Page</u>
Schedule of Changes in Net OPEB Liability	59
Schedule of Net OPEB Liability	60
Schedule of Employer Contributions - OPEB	61
Schedule of Employers Share of Nonemployer Contributing Entity Contributions Pre-96 Teachers Retirement Fund	62
Notes to Required Supplemental Information	63
Supplementary Information	
Nonmajor Governmental Funds:	
Combining Balance Sheet - Nonmajor Governmental Funds	68
Combining Statement of Revenues, Expenditures and Changes in Fund Balances - Nonmajor Governmental Funds	69
Nonmajor Special Revenue Funds:	
Combining Balance Sheet - Nonmajor Special Revenue Funds	70
Combining Statement of Revenues, Expenditures and Changes in Fund Balances - Nonmajor Special Revenue Funds	77
Nonmajor Debt Service Funds:	
Combining Balance Sheet - Nonmajor Debt Service Funds	84
Combining Statement of Revenues, Expenditures and Changes in Fund Balances - Nonmajor Debt Service Funds	85
Nonmajor Capital Projects Funds:	
Combining Balance Sheet - Nonmajor Capital Projects Funds	86
Combining Statement of Revenues, Expenditures and Changes in Fund Balances - Nonmajor Capital Projects Funds	87



400 Cross Pointe Boulevard / Evansville, IN 47715

P 812.428.6500 / F 812.428.6545

forvis.com

Independent Auditor's Report

School Board
Evansville Vanderburgh School Corporation
Evansville, Indiana

Report on the Audit of the Financial Statements

Opinions

We have audited the financial statements of the governmental activities, each major fund, and the aggregate remaining fund information of the Evansville Vanderburgh School Corporation (School Corporation), as of and for the year ended June 30, 2023 and the related notes to the financial statements, which collectively comprise the School Corporation's basic financial statements as listed in the table of contents.

In our opinion, the accompanying financial statements referred to above present fairly, in all material respects, the respective financial position of the governmental activities, each major fund, and the aggregate remaining fund information of the School Corporation, as of June 30, 2023, and the respective changes in financial position and, where applicable, cash flows thereof for the year then ended in accordance with accounting principles generally accepted in the United States of America.

Basis for Opinions

We conducted our audit in accordance with auditing standards generally accepted in the United States of America (GAAS) and the standards applicable to financial audits contained in *Government Auditing Standards*, issued by the Comptroller General of the United States (*Government Auditing Standards*). Our responsibilities under those standards are further described in the "Auditor's Responsibilities for the Audit of the Financial Statements" section of our report. We are required to be independent of the School Corporation and to meet our other ethical responsibilities, in accordance with the relevant ethical requirements relating to our audit. We believe that the audit evidence we have obtained is sufficient and appropriate to provide a basis for our audit opinions.

Emphasis of Matter

As discussed in Note 1 to the financial statements, in 2023, the School Corporation adopted new accounting guidance, Governmental Accounting Standards Board (GASB) Statement No. 96, *Subscription-Based Information Technology Arrangements*. Our opinions are not modified with respect to this matter.

As discussed in Note 3 to the financial statements, the beginning net position has been restated to correct a misstatement. Our opinions are not modified with respect to this matter.

Responsibilities of Management for the Financial Statements

Management is responsible for the preparation and fair presentation of the financial statements in accordance with accounting principles generally accepted in the United States of America, and for the design, implementation, and maintenance of internal control relevant to the preparation and fair presentation of financial statements that are free from material misstatement, whether due to fraud or error.

In preparing the financial statements, management is required to evaluate whether there are conditions or events, considered in the aggregate, that raise substantial doubt about the School Corporation's ability to continue as a going concern for 12 months beyond the financial statement date, including any currently known information that may raise substantial doubt shortly thereafter.

Auditor's Responsibilities for the Audit of the Financial Statements

Our objectives are to obtain reasonable assurance about whether the financial statements as a whole are free from material misstatement, whether due to fraud or error, and to issue an auditor's report that includes our opinions. Reasonable assurance is a high level of assurance but is not absolute assurance and therefore is not a guarantee that an audit conducted in accordance with GAAS and *Government Auditing Standards* will always detect a material misstatement when it exists. The risk of not detecting a material misstatement resulting from fraud is higher than for one resulting from error, as fraud may involve collusion, forgery, intentional omissions, misrepresentations, or the override of internal control. Misstatements are considered material if there is a substantial likelihood that, individually or in the aggregate, they would influence the judgment made by a reasonable user based on the financial statements.

In performing an audit in accordance with GAAS and *Government Auditing Standards*, we:

- Exercise professional judgment and maintain professional skepticism throughout the audit.
- Identify and assess the risks of material misstatement of the financial statements, whether due to fraud or error, and design and perform audit procedures responsive to those risks. Such procedures include examining, on a test basis, evidence regarding the amounts and disclosures in the financial statements.
- Obtain an understanding of internal control relevant to the audit in order to design audit procedures that are appropriate in the circumstances, but not for the purpose of expressing an opinion on the effectiveness of the School Corporation's internal control. Accordingly, no such opinion is expressed.
- Evaluate the appropriateness of accounting policies used and the reasonableness of significant accounting estimates made by management, as well as evaluate the overall presentation of the financial statements.
- Conclude whether, in our judgment, there are conditions or events, considered in the aggregate, that raise substantial doubt about the School Corporation's ability to continue as a going concern for a reasonable period of time.
- We are required to communicate with those charged with governance regarding, among other matters, the planned scope and timing of the audit, significant audit findings, and certain internal control-related matters that we identified during the audit.

Required Supplementary Information

Accounting principles generally accepted in the United States of America require that the management's discussion and analysis, budgetary comparison, pension, and other postemployment benefit information as listed in the table of contents be presented to supplement the basic financial statements. Such information is the responsibility of management and, although not a part of the basic financial statements, is required by GASB, who considers it to be an essential part of financial reporting for placing the basic financial statements in an appropriate operational, economic, or historical context. We have applied certain limited procedures to the required supplementary information in accordance with auditing standards generally accepted in the United States of America, which consisted of inquiries of management about the methods of preparing the information and comparing the information for consistency with management's responses to our inquiries, the basic financial statements, and other knowledge we obtained during our audit of the basic financial statements. We do not express an opinion or provide any assurance on the information because the limited procedures do not provide us with sufficient evidence to express an opinion or provide any assurance.

Supplementary Information

Our audit was conducted for the purpose of forming opinions on the financial statements that collectively comprise the School Corporation's basic financial statements. The combining statements are presented for purposes of additional analysis and are not a required part of the basic financial statements. Such information is the responsibility of management and was derived from and relates directly to the underlying accounting and other records used to prepare the basic financial statements. The information has been subjected to the auditing procedures applied in the audit of the basic financial statements and certain additional procedures, including comparing and reconciling such information directly to the underlying accounting and other records used to prepare the basic financial statements or to the basic financial statements themselves, and other additional procedures in accordance with auditing standards generally accepted in the United States of America. In our opinion, the combining statements are fairly stated, in all material respects, in relation to the basic financial statements as a whole.

Other Reporting Required by Government Auditing Standards

In accordance with *Government Auditing Standards*, we have also issued our report dated March 25, 2024 on our consideration of the School Corporation's internal control over financial reporting and on our tests of its compliance with certain provisions of laws, regulations, contracts and grant agreements, and other matters. The purpose of that report is solely to describe the scope of our testing of internal control over financial reporting and compliance and the results of that testing, and not to provide an opinion on the effectiveness of the School Corporation's internal control over financial reporting or on compliance. That report is an integral part of an audit performed in accordance with *Government Auditing Standards* in considering the School Corporation's internal control over financial reporting and compliance.

FORVIS,LLP

**Evansville, Indiana
March 25, 2024**

Evansville Vanderburgh School Corporation

Management's Discussion and Analysis

June 30, 2023

As management of Evansville Vanderburgh School Corporation, Indiana (EVSC), we offer readers of EVSC's financial statements this narrative overview and analysis of the financial activities for the fiscal year ended June 30, 2023. All amounts, unless otherwise indicated, are expressed in thousands of dollars.

Financial Highlights

- Total assets and deferred outflows of EVSC exceeded its total liabilities and deferred inflows by \$220,367 (reported as net position). Of this amount \$(6,511) was reported as "unrestricted net position."
- As of the close of the current fiscal year, EVSC's governmental funds reported a combined ending fund balance of \$139,287.
- At the end of the current fiscal year, the fund balance for the Operations Fund was \$48,298 which represented 73.2% of total operations fund expenditures, excluding transfers out.
- EVSC's total bond and loan related debt as of June 30, 2023, is \$141,625.

Overview of the Financial Statements

This discussion and analysis is intended to serve as an introduction to the basic financial statements. The basic financial statements are comprised of three components: 1) government-wide financial statements, 2) fund financial statements and 3) notes to the financial statements. This report also contains other required supplementary information in addition to the basic financial statements themselves.

Government-Wide Financial Statements

The government-wide financial statements are designed to provide readers with a broad overview of EVSC's finances, in a manner similar to a private-sector business.

The statement of net position presents information on all EVSC's assets, deferred outflows, liabilities and deferred inflows with the difference between the two reported as net position. Over time, increases or decreases in net position may serve as a useful indicator of whether the financial position of EVSC is improving or deteriorating.

The statement of activities presents information showing how EVSC's net position changed during the most recent fiscal year. All changes in net position are reported as soon as the underlying event giving rise to the change occurs, regardless of the timing of related cash flows. Thus, revenues and expenses are reported in this statement for some items that will only result in cash flows in the future fiscal periods (e.g., uncollected taxes and earned but unused vacation leave).

Both of the government-wide financial statements distinguish functions of EVSC that are principally supported by taxes and intergovernmental revenues (governmental activities) from other functions that are intended to recover all or a significant portion of their costs through user fees and charges (business-type activities). The governmental activities of EVSC include instruction, support services, community services and facilities acquisition and construction. In 2023, EVSC did not have any business-type activities.

The government-wide financial statements can be found on pages 1-3 of this report.

Evansville Vanderburgh School Corporation

Management's Discussion and Analysis

June 30, 2023

Fund Financial Statements

A fund is a grouping of related accounts that is used to maintain control over resources that have been segregated for specific activities or objectives. EVSC, like other state and local governments, uses fund accounting to ensure and demonstrate compliance with finance-related legal requirements. All the funds of EVSC can be divided into three categories: governmental funds, proprietary funds and fiduciary funds.

Governmental Funds - Governmental funds are used to account for essentially the same functions reported as governmental activities in the government-wide financial statements. However, unlike the government-wide financial statements, governmental fund financial statements focus on near-term inflows and outflows of spendable resources, as well as on balances of spendable resources available at the end of the fiscal year. Such information may be useful in evaluating a government's near-term financing requirements.

Because the focus of governmental funds is narrower than that of the government-wide financial statements, it is useful to compare the information presented for governmental funds with similar information presented for governmental activities in the government-wide financial statements. By doing so, readers may better understand the long-term impact of the government's near-term financing decisions. Both the governmental fund balance sheet and the governmental fund statement of revenues, expenditures and changes in fund balances provide a reconciliation to facilitate this comparison between governmental funds and governmental activities.

EVSC maintains over 50 individual governmental funds. Information is presented separately in the governmental fund balance sheet and in the governmental fund statement of revenues, expenditures and changes in fund balances for the Education Fund, Debt Service, Operations Fund and Exempt Debt Service/Referendum, which are considered to be major funds. Data for the remaining governmental funds are combined into a single, aggregated presentation. Individual fund data for each of these nonmajor governmental funds is provided in the form of combining statements elsewhere in the report. EVSC adopts an annual appropriated budget for its Operations, Education and Debt Service funds. Budgetary comparison schedules have been provided for the major special revenue funds in the required supplementary information to demonstrate compliance with this budget.

The governmental fund financial statements can be found on pages 4-6 of this report.

Proprietary Funds - EVSC maintains one proprietary fund for internal services. Internal service funds are an accounting device used to accumulate and allocate costs internally among EVSC's various functions. EVSC uses the internal service fund to account for medical and liability insurance. Because these services benefit the governmental-type functions, they have been included within the governmental activities on the Statement of Net Position in the government-wide financial statements.

The basic proprietary fund financial statements can be found on pages 7-9 of this report.

Fiduciary Funds - Fiduciary funds are used to account for resources held for the benefit of parties outside the government. Fiduciary funds are not reflected in the government-wide financial statement because the resources of those are not available to support EVSC's own programs. The accounting used for fiduciary funds is much like that used for proprietary funds.

As of June 30, 2023, EVSC does not have any fiduciary funds.

Notes to the Financial Statements - The notes provide additional information that is essential to a full understanding of the data provided in the government-wide and fund financial statements. The notes to the financial statements can be found on pages 11-51 of this report.

Evansville Vanderburgh School Corporation

Management's Discussion and Analysis

June 30, 2023

Other Information - In addition to the basic financial statements and accompanying notes, this report also presents certain required supplementary information concerning EVSC's budgets for its major funds as well as a reconciliation between the budget schedules and fund financial statements. Since EVSC budgets on a calendar year basis and reports on fiscal year ending June 30th basis, there is a timing exception. In addition, EVSC's progress in funding its obligation to provide pension and other post-employment benefits to certain employees is included as supplementary information. Required supplementary information can be found on pages 52-67 of this report.

The combining statements referred to earlier in connection with nonmajor governmental funds are presented immediately following the required supplementary information on budgets. Combining and individual fund statements and schedules can be found on pages 68-87 of this report.

Government-Wide Financial Analysis

As noted earlier, net position may serve over time as a useful indicator of government's financial position. For EVSC, total assets and deferred outflows of resources exceeded liabilities and deferred inflows of resources by \$220,367 at the close of the most recent fiscal year.

By far the largest portion, \$125,469 (56.9%) of EVSC's net position reflects the investment in capital assets (e.g., land, buildings, machinery, equipment and infrastructure) less any related debt used to acquire those assets that is still outstanding. EVSC uses these capital assets to provide services; consequently, these assets are not available for future spending. Although EVSC's investment in its capital assets is reported net of related debt, it should be noted that the resources needed to repay this debt must be provided from other sources, since the capital assets themselves cannot be used to liquidate these liabilities.

The following table reflects the condensed statement of EVSC's net position:

	Evansville Vanderburgh School Corporation Net Position as of June 30	
	Governmental-Type Activities	
	2023	2022
Current and other assets	\$ 184,094	\$ 164,488
Capital assets	239,155	250,728
Total assets	423,249	415,216
Deferred outflow of resources	43,764	38,122
Long-term liabilities outstanding	209,921	200,833
Other liabilities	17,259	12,456
Total liabilities	227,180	213,289
Deferred inflow of resources	19,466	45,899
Net investment in capital assets	125,469	125,172
Restricted	101,409	107,614
Unrestricted	(6,511)	(38,636)
Total net position	\$ 220,367	\$ 194,150

Evansville Vanderburgh School Corporation

Management's Discussion and Analysis

June 30, 2023

A portion of EVSC's net position, \$101,409 (46.02%), represents resources that are subject to external restrictions on how they may be used. The remaining balance of unrestricted net position may be used to meet the government's ongoing obligations to citizens and creditors.

At the end of the current fiscal year, EVSC reported a positive balance in net position for Net Investment in Capital Assets and Restricted Net Position. The remaining balance of unrestricted net position was (\$6,511). A negative balance for unrestricted net position is more common for units of government like EVSC that utilize pay as you go policies for long-term debt, pensions and other post-employment benefits rather than accumulating assets in advance.

The following table provides a summary of changes in net position for EVSC.

Evansville Vanderburgh School Corporation – Changes in Net Position

	Governmental Activities	
	2023	2022
Revenues		
Program revenues:		
Charges for services	\$ 7,859	\$ 12,205
Operating grants and contributions	85,767	91,857
General revenues:		
Taxes:		
Property	65,699	62,999
Other	6,962	7,342
State aid	169,987	163,468
Other	19,807	19,805
Total revenues	356,081	357,676
Expenses		
Instruction	148,147	151,433
Support services	115,095	104,255
Community services	19,676	21,358
Facilities acquisition and construction	4,511	3,797
Interest on long-term debt	5,693	6,379
Nonprogrammed charges	18,564	17,188
Total expenses	311,686	304,410
Changes in net position	44,395	53,266
Net Position, Beginning	194,150	140,884
Net Position, Restatement	(18,178)	-
Net Position, Ending	\$ 220,367	\$ 194,150

EVSC's net position from governmental activities was \$220,367 as of June 30, 2023. Notable governmental activities revenue and expense for the fiscal year ended June 30, 2023, included the following:

- Operating grants and contributions decreased from \$91,857 to \$85,767 as a result of a decrease in pandemic related grants.
- Instruction related expenses decreased from \$151,433 to \$148,147 because of an decrease in educational programming.

Evansville Vanderburgh School Corporation

Management's Discussion and Analysis
June 30, 2023

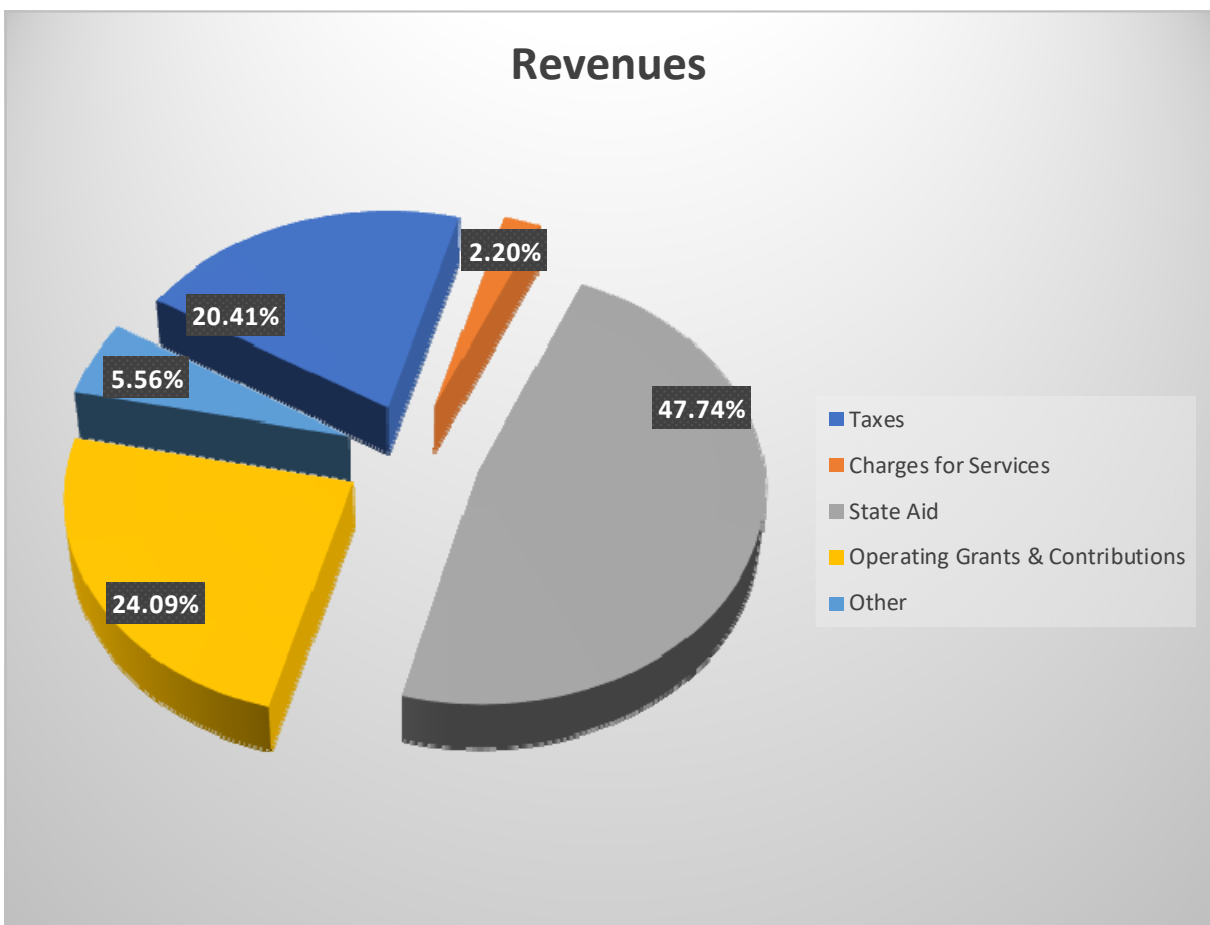
- Expenses nonprogrammed charges increased from \$17,188 to \$18,564 due to increases in payments of medical claims from the self-insurance fund and depreciation expense.

EVSC's overall cash and cash equivalents are \$149,948. EVSC's property tax rate for 2023 is \$0.9051. The rate was \$0.9900 for 2022 (per \$100 of assessed value).

Program Revenue and Expenses – Governmental Activities

State Aid was EVSC's major source of revenue supporting its activities. Other sources of revenue consisted primarily of grants and contributions not restricted to specific programs, investment income and miscellaneous revenue.

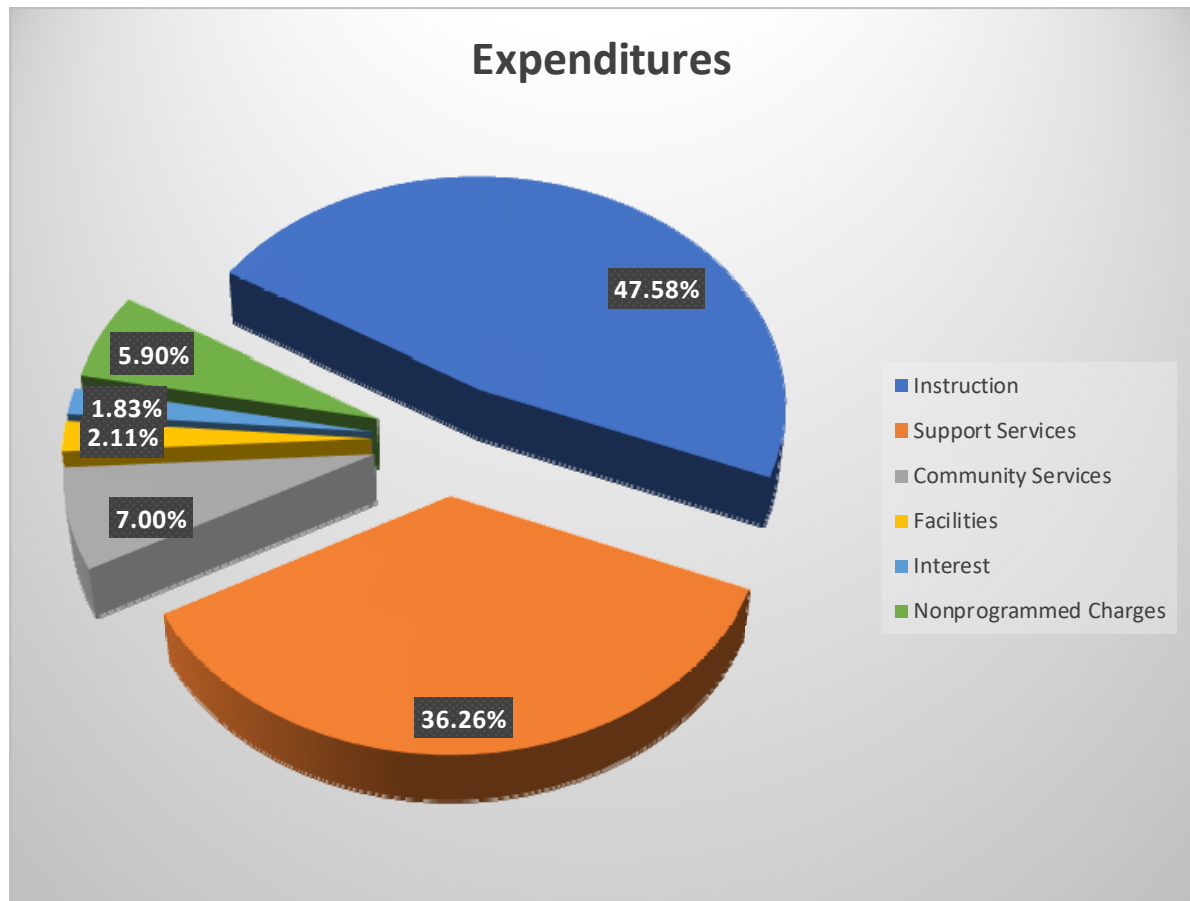
The following chart displays the Revenues by Source for EVSC's governmental activities:



Evansville Vanderburgh School Corporation

Management's Discussion and Analysis
June 30, 2023

Instruction was the major source of expenses for the fiscal year ended June 30, 2023. In addition to instruction, the school corporation incurred costs for support services, community service, facility acquisition and construction, interest on debt and other nonprogrammed charges. The following chart illustrates the fiscal year spending of the governmental funds.



Financial Analysis of the Government's Funds

As noted earlier, EVSC uses fund accounting to ensure and demonstrate compliance with finance-related legal requirements.

Governmental Funds - The focus of EVSC's governmental funds is to provide information on near-term inflows, outflows and balances of spendable resources. Such information is useful in assessing EVSC's financial requirements. In particular, unassigned fund balance may serve as a useful measure of a government's net resources available for spending at the end of the fiscal year. As of the end of the current fiscal year, EVSC's governmental funds reported combined ending fund balances of \$139,287. Fund balances are the differences between assets and liabilities in a governmental fund. EVSC implemented GASB 54, "Fund Balance Reporting and Governmental Fund Type Definitions". The standard includes five classifications: nonspendable fund balance, restricted fund balance, committed fund balance, assigned fund balance and unassigned fund balance.

Nonspendable fund balance includes amounts that are not in spendable form or amounts that are required to be maintained intact.

Restricted fund balance includes amounts that can be spent only for the specific purposes stipulated by external providers, such as grant providers or bondholders, as well as amounts that are restricted constitutionally or through legislation.

Evansville Vanderburgh School Corporation

Management's Discussion and Analysis

June 30, 2023

Committed fund balance includes amounts that can be used only for the specific purposes that are determined by a formal action of the government's highest level of decision-making authority.

Assigned fund balance applies to amounts that are intended for specific purposes as expressed by governing body or authorized official and applies to remaining resources in any governmental fund other than the general fund.

Unassigned fund balances include all amounts not contained in other classifications for the general fund and deficit fund balances in any other governmental fund.

As of the end of the current fiscal year, EVSC's governmental funds reported combined ending fund balances of \$139,287. The fund balance has restricted fund balance of \$115,070 and committed fund balance of \$26,098.

The Operations Fund is the main operating fund of EVSC. The fund balance of EVSC's Operations Fund is \$48,298 as of June 30, 2023. Key factors are as follows:

- Expenditures exceeded revenues by \$17,082, excluding other financing sources and uses.
- Major sources of revenue include local sources of \$42,425 which includes property, excise and income taxes received.
- Major expenditures include support services of \$56,338, community services of \$5,803, facilities acquisition and construction of \$4,628 and debt repayment of \$3,744.

The Education Fund is a major fund for the current fiscal year. The fund balance for this major fund is \$25,208. The major source of revenue was state sources, consisting primarily of the state basic grant, in the amount of \$169,987. The expenditures include instruction of \$110,955, and support services of \$24,506.

The Debt Service Fund is reported as a major fund at June 30, 2023. The fund balance for this fund is \$1,813. The major source of revenue was local sources, consisting primarily of property taxes, in the amount of \$11,834. The majority of expenditures from this fund were related to payment of debt obligations in the amount of \$4,776.

The Exempt Debt Service/Referendum Fund was also reported as a major fund with a fund balance of \$9,580. The major source of revenue was local sources in the amount of \$17,462. This amount consists primarily of property taxes in the amount of \$15,975.

Budgetary Highlights

The Evansville Vanderburgh School Board requested the business manager submit a budget that would allow for the continued operation of the school corporation. There were several assumptions used at the time of budget development, but when the actual budget information becomes available in January from the Department of Local Government Finance, EVSC adjusts the budget accordingly. The EVSC budget is prepared on a calendar year basis.

Capital and Lease Asset and Debt Administration

Capital and Lease Assets - EVSC's investment in capital assets for its governmental activities as of June 30, 2023, are \$239,155 (net of accumulated depreciation and amortization). This investment in capital assets includes, land, construction in progress, buildings, lease assets, subscription assets, machinery and equipment.

Evansville Vanderburgh School Corporation

Management's Discussion and Analysis

June 30, 2023

Major capital asset events during the current fiscal year included the following:

- Additions of capital assets during 2023 included buildings of \$7,165, machinery, equipment and vehicles of \$2,509, lease assets of \$170, subscription assets of \$3,202 and construction in progress of \$7,660.

The following table displays EVSC's capital assets.

EVSC Capital, Lease, and Subscription Assets as of June 30

<u>Description</u>	<u>Governmental-Type Activities</u>	
	<u>2023</u>	<u>2022</u>
Land	\$ 1,498	\$ 1,498
Buildings	586,813	598,265
Construction in progress	6,084	2,523
Machinery and equipment	28,715	29,057
Subscription assets	3,202	-
Leases assets	411	241
Total capital, lease, and subscription assets	626,723	631,584
Accumulated depreciation/amortization	(387,568)	(380,856)
Net capital, lease, and subscription assets	<u>\$ 239,155</u>	<u>\$ 250,728</u>

Long-Term Debt - As of June 30, 2023, EVSC had outstanding long-term debt of \$209,921. The detail of EVSC's long-term debt is as follows:

EVSC Long-term Debt as of June 30

	<u>Governmental-Type Activities</u>	
	<u>2023</u>	<u>2022</u>
General obligation	\$ 116,459	\$ 124,389
Premium/(discount) on bonds	1,771	2,502
Loan payable	23,395	28,370
Finance purchase	552	1,087
Leases	129	123
Compensated absences	5,960	5,710
Subscription liability	2,680	-
Other post employment benefits	21,855	29,013
Net pension liabilities	37,120	9,639
Total	<u>\$ 209,921</u>	<u>\$ 200,833</u>

Overall, EVSC's total long-term debt increased during the current fiscal year.

EVSC maintains a long-term rating of "A+" on its outstanding general obligation bonds and building corporation first mortgage lease rental bonds (which are rated as a general obligation security) assigned by S&P Global Ratings. All ratings indicate high quality and strong capacity to pay EVSC's bonds.

Other Post Employment Benefits are actuarially determined as \$21,855 at June 30, 2023.

EVSC recognized a Net Pension Liability in 2023 of \$37,120, and a net pension asset of \$0. Additional information on the pension plans can be found in the notes to the financial statements included elsewhere in this report.

Evansville Vanderburgh School Corporation

Management's Discussion and Analysis

June 30, 2023

EVSC recognized a finance purchase liability in the amount of \$552.

Additional information of EVSC's long-term debt can be found in the Notes to the Financial Statements of this report.

Economic Factors and Next Year's Budget and Rates

- The School Corporations assessed value increased by \$1,014 from \$7,289 in 2022 to \$8,303 in 2023.
- Property tax and the Basic Tuition Support is the School Corporations largest source of revenue. These funds are used for education expenses as well as operating expenses.
- State-wide property tax caps (based upon a percent of gross AV by property class) became effective in 2009. For the 2022 budget year, the loss to the School Corporation due to the caps is \$9,485. 2023 expected losses of revenue due to circuit breaker is \$8,999.

All the above factors were considered in preparing the School Corporations budget for the 2023 calendar year.

Request for Information

This financial report is designed to provide a general overview of EVSC's finances for all those with an interest in the government's finances. Questions concerning any of the information provided in this report or requests for additional financial information should be addressed to the EVSC Superintendent, 951 Walnut St., Evansville, IN 47713.

BASIC FINANCIAL STATEMENTS

Evansville Vanderburgh School Corporation

Statement of Net Position

June 30, 2023

	Governmental Activities
Assets	
Cash and cash equivalents	\$ 129,869,010
Investments	321,662
Receivables (net):	
Taxes receivable	27,583,403
Intergovernmental receivable	4,499,263
Interest receivable	147,383
Leases	1,284,859
Prepays	309,830
Restricted cash and cash equivalents	20,078,671
Capital assets:	
Land and construction in progress	7,581,987
Other capital assets, net of depreciation/amortization	<u>231,572,897</u>
Total assets	<u>423,248,965</u>
Deferred Outflows of Resources	
Loss on refunding	322,005
OPEB related amounts	5,520,855
Pension related amounts	<u>37,920,742</u>
Total deferred outflows of resources	<u>43,763,602</u>
Total assets and deferred outflows of resources	<u>\$ 467,012,567</u>

See notes to the financial statements

Evansville Vanderburgh School Corporation

Statement of Net Position

June 30, 2023

	<u>Governmental Activities</u>
Liabilities	
Accounts payable	\$ 4,394,732
Accrued wages and payroll withholdings	8,400,920
Retainage payable	58,309
Interest payable	2,835,418
Claims payable	1,570,280
Noncurrent liabilities:	
Due within one year:	
Loans payable	5,566,191
Leases	41,458
Finance purchase	551,678
Bonds payable	18,135,000
Compensated absences	5,052,852
Subscription liability	945,342
Due in more than one year:	
Loans payable	17,829,287
Leases	87,521
Bond payable (net of unamortized premiums)	100,094,574
Compensated absences	907,210
Subscription liability	1,734,908
Total OPEB Liability	21,854,963
Net pension liability	<u>37,119,612</u>
Total liabilities	<u>227,180,255</u>
Deferred Inflows of Resources	
OPEB related amounts	7,140,485
Leases	1,284,859
Pension related amounts	<u>11,040,177</u>
Total deferred inflows of resources	<u>19,465,521</u>
Total liabilities and deferred inflows of resources	<u>246,645,776</u>
Net Position	
Net investment in capital assets	125,468,902
Restricted for:	
Instruction	28,157,931
Support services	41,403,189
Building acquisition and construction	3,211,335
Debt service	28,636,302
Unrestricted (deficit)	<u>(6,510,868)</u>
Total net position	<u>220,366,791</u>
Total liabilities, deferred inflows of resources and net position	<u>\$ 467,012,567</u>

See notes to the financial statements

Evansville Vanderburgh School Corporation

Statement of Activities

Year Ended June 30, 2023

Functions/Programs	Expenses	Program Revenues		Net (Expenses) Revenues and Changes in Net Position
		Charges for Services	Operating Grants and Contributions	Governmental Activities
Governmental activities:				
Instruction	\$ 148,146,804	\$ 1,842,590	\$ 67,540,342	\$ (78,763,872)
Support services	115,095,221	5,977,585	18,226,467	(90,891,169)
Community services	19,676,096	39,510	-	(19,636,586)
Facilities acquisition and construction	4,511,186	-	-	(4,511,186)
Interest on long term debt	5,693,212	-	-	(5,693,212)
Nonprogrammed charges	18,564,167	-	-	(18,564,167)
Total primary government	<u>\$ 311,686,686</u>	<u>\$ 7,859,685</u>	<u>\$ 85,766,809</u>	<u>(218,060,192)</u>
General Revenues				
Property taxes				65,699,471
Other taxes				6,962,017
State aid				169,986,814
Grants and contributions not restricted to specific programs				619,484
Investment income				2,330,244
Miscellaneous				<u>16,856,955</u>
Total general revenues				<u>262,454,985</u>
Change in net position				44,394,793
Net Position, Beginning as Previously Reported				<u>194,150,048</u>
Restatement of net position, see footnote				<u>(18,178,050)</u>
Net Position, Beginning (as Restated)				<u>175,971,998</u>
Net Position, Ending				<u><u>\$ 220,366,791</u></u>

See notes to the financial statements

Evansville Vanderburgh School Corporation

Balance Sheet -
Governmental Funds
June 30, 2023

	Education		Operations	Exempt Debt	Nonmajor Governmental	Total
	Fund	Debt Service	Fund	Service/ Referendum	Funds	Governmental Funds
Assets						
Cash and cash equivalents	\$ 31,246,594	\$ 1,812,910	\$ 47,464,910	\$ 9,580,139	\$ 36,931,301	\$ 127,035,854
Investments	-	-	-	-	321,662	321,662
Receivables:						
Taxes	-	5,120,996	16,134,867	6,327,540	-	27,583,403
Intergovernmental	2,030	-	-	-	4,497,233	4,499,263
Leases	-	-	-	-	1,284,859	1,284,859
Interest	-	-	116,657	-	30,726	147,383
Restricted cash and cash equivalents	-	-	-	-	20,078,671	20,078,671
Due from other funds	-	-	4,431,977	-	-	4,431,977
Total assets	\$ 31,248,624	\$ 6,933,906	\$ 68,148,411	\$ 15,907,679	\$ 63,144,452	\$ 185,383,072
Liabilities, Deferred Inflows of Resources and Fund Balances						
Liabilities						
Accounts payable	\$ 554,877	\$ -	\$ 2,556,654	\$ -	\$ 1,283,201	\$ 4,394,732
Accrued wages and payroll withholding	5,485,394	-	1,158,812	-	1,756,714	8,400,920
Due to other funds	-	-	-	-	4,431,977	4,431,977
Total liabilities	6,040,271	-	3,715,466	-	7,471,892	17,227,629
Deferred Inflows of Resources						
Leases	-	-	-	-	1,284,859	1,284,859
Unavailable revenues	-	5,120,996	16,134,867	6,327,540	-	27,583,403
Total deferred inflows of resources	-	5,120,996	16,134,867	6,327,540	1,284,859	28,868,262
Fund Balances						
Restricted	25,208,353	1,812,910	35,484,545	9,580,139	42,984,184	115,070,131
Committed	-	-	12,813,533	-	13,283,970	26,097,503
Unassigned (deficit)	-	-	-	-	(1,880,453)	(1,880,453)
Total fund balances	25,208,353	1,812,910	48,298,078	9,580,139	54,387,701	139,287,181
Total liabilities, deferred inflows of resources and fund balances	\$ 31,248,624	\$ 6,933,906	\$ 68,148,411	\$ 15,907,679	\$ 63,144,452	

Amounts reported for governmental activities in the statement of net position are different because:

Capital, leased, and subscription assets used in governmental funds are not financial resources and, therefore, are not reported in the fund statements. See Note 3.	\$ 239,154,884
Internal service funds are used by management to charge the costs of certain services to individual funds. The assets and liabilities of the internal service funds are included in governmental activities in the Statement of Net Position	1,262,876
Other liabilities, compensated absences and accrued interest payable, are not due and payable in the current period and, therefore, are not reported in the funds statements.	
Compensated absences	(5,960,062)
Interest payable	(2,835,418)
Some receivables that are not currently available are reported as revenue when collected or currently available in the fund financial statements but are recognized as revenue when earned in the government-wide statements.	
Unavailable revenue	27,583,403
Deferred outflows and deferred inflows of resources related to pensions, bond refinancing, and other post employment benefits, do not relate to current financial resources and are not reported in the governmental funds.	
Deferred outflows, pension related	37,920,742
Deferred outflows, OPEB related	5,520,855
Deferred amount on refunding	322,005
Deferred inflows, pension related	(11,040,177)
Deferred inflows, OPEB related	(7,140,485)
Some assets, not received in the current period, and therefore, are not reported in the fund financial statements.	
Prepays	309,830
Some liabilities, including long-term debt, are not due and payable in the current period and, therefore, are not reported in the fund financial statements. See Note 2.	
Loans payable	(23,395,478)
Leases payable	(128,979)
Finance purchase payable	(551,678)
Subscription payable	(2,680,250)
Retainage payable	(58,309)
Total OPEB Liability	(21,854,963)
Net pension asset	-
Net pension liability	(37,119,612)
Bonds payable	(118,229,574)
Net Position of Governmental Activities	\$ 220,366,791

See notes to the financial statements

Evansville Vanderburgh School Corporation

Statement of Revenues, Expenditures and Changes in Fund Balances -
 Governmental Funds
 Year Ended June 30, 2023

	Education Fund	Debt Service	Operations Fund	Exempt Debt Service/ Referendum	Nonmajor Governmental Funds	Total Governmental Funds
Revenues						
Property taxes	\$ -	\$ 11,834,406	\$ 38,035,835	\$ 15,974,964	\$ -	\$ 65,845,205
Other taxes	-	1,086,097	4,388,942	1,486,978	-	6,962,017
Intergovernmental	287,707	-	-	-	71,329,059	71,616,766
State aid	169,986,814	-	-	-	-	169,986,814
Charges for services	1,091,549	-	3,268,285	-	3,499,851	7,859,685
On-behalf contributions	41,938,754	-	-	-	-	41,938,754
Other:						
Interest income	-	-	1,610,165	-	720,079	2,330,244
Miscellaneous	366,551	989	6,483,177	-	10,006,237	16,856,954
Total revenues	<u>213,671,375</u>	<u>12,921,492</u>	<u>53,786,404</u>	<u>17,461,942</u>	<u>85,555,226</u>	<u>383,396,439</u>
Expenditures						
Current:						
Instruction	110,954,915	-	-	-	22,775,809	133,730,724
Support services	24,506,380	-	56,337,781	-	35,300,234	116,144,395
Community services	-	-	5,802,778	-	14,215,227	20,018,005
Facilities acquisition and construction	-	1,021,410	4,628,178	-	15,756,719	21,406,307
Nonprogrammed charges	-	-	-	-	7,279,788	7,279,788
On-behalf contributions	41,938,754	-	-	-	-	41,938,754
Debt service:						
Principal paid on bonds	-	-	-	-	14,430,000	14,430,000
Principal paid on leases	-	-	-	-	163,326	163,326
Principal on loans	-	4,775,518	3,743,594	-	-	8,519,112
Principal paid on finance purchases	-	-	-	-	535,924	535,924
Principal on subscription leases	-	-	-	-	521,455	521,455
Bond issuance costs	-	14,760	-	-	-	14,760
Interest on debt	-	173,248	356,270	-	5,758,907	6,288,425
Total expenditures	<u>177,400,049</u>	<u>5,984,936</u>	<u>70,868,601</u>	<u>-</u>	<u>116,737,389</u>	<u>370,990,975</u>
Excess (deficiency) of revenues over (under) expenditures	<u>36,271,326</u>	<u>6,936,556</u>	<u>(17,082,197)</u>	<u>17,461,942</u>	<u>(31,182,163)</u>	<u>12,405,464</u>
Other Financing Sources (Uses)						
Bond proceeds	-	-	-	-	6,500,000	6,500,000
Premium on bond issuance	-	97,642	-	-	-	97,642
Loan proceeds	-	-	-	-	3,544,822	3,544,822
Lease proceeds	-	-	-	-	169,667	169,667
Subscription proceeds	-	1,021,410	-	-	2,180,295	3,201,705
Transfers in	-	-	24,369,928	-	25,754,105	50,124,033
Transfers out	(24,000,000)	(7,212,905)	-	(16,540,500)	(2,370,628)	(50,124,033)
Total other financing sources (uses)	<u>(24,000,000)</u>	<u>(6,093,853)</u>	<u>24,369,928</u>	<u>(16,540,500)</u>	<u>35,778,261</u>	<u>13,513,836</u>
Net change in fund balances	12,271,326	842,703	7,287,731	921,442	4,596,098	25,919,300
Fund Balances, Beginning	<u>12,937,027</u>	<u>970,207</u>	<u>41,010,347</u>	<u>8,658,697</u>	<u>49,791,603</u>	<u>113,367,881</u>
Fund Balances, Ending	<u>\$ 25,208,353</u>	<u>\$ 1,812,910</u>	<u>\$ 48,298,078</u>	<u>\$ 9,580,139</u>	<u>\$ 54,387,701</u>	<u>\$ 139,287,181</u>

See notes to the financial statements

Evansville Vanderburgh School Corporation

Reconciliation of the Statement of Revenues, Expenditures and

Changes in Fund Balances of Governmental Funds to the Statement of Activities

Year Ended June 30, 2023

Net Change in Fund Balances, Total Governmental Funds \$ 25,919,300

Amounts reported for governmental activities in the statement of activities are different because:

Governmental funds report capital outlays as expenditures. However, in the statement of net position the cost of these assets is capitalized and they are depreciated over their estimated useful lives and reported as depreciation expense in the statement of activities.

Capital outlay is reported as an expenditure in the fund financial statements

but is capitalized in the government-wide financial statements

17,033,800

Loss on disposal of assets

(105,269)

Depreciation/amortization is reported in the government-wide statements

(10,323,550)

Receivables not currently available are reported as revenue when collected or currently available in the fund financial statements but are recognized as revenue when earned in the government-wide financial statements.

Unavailable revenues (net)

(145,734)

Debt issued provides current financial resources to governmental funds, but issuing debt increases long-term liabilities in the statement of net position. Repayment of debt principal is an expenditure in the governmental funds, but the repayment reduces long-term liabilities in the statement of net position.

Debt issued, bonds

(6,500,000)

Debt issued, loans

(3,544,822)

Lease proceeds

(169,667)

Subscription lease proceeds

(3,201,705)

Governmental funds report debt premiums and discounts as other financing sources (uses) or expenditures. However, in the statement of net position, these are reported as additions to or deductions from long-term debt. These are allocated over the period the debt is outstanding in the statement of net activities and are reported as interest expense.

Amortization of debt premium

829,715

Premiums on new debt

(97,642)

Changes in net pension liability and net OPEB liability are reported in the government wide statement of activities

Total OPEB liability

7,157,878

Net pension asset

(9,749,735)

Net pension liability

(27,481,028)

Some expenses in the statement of activities do not require the use of current financial resources and, therefore, are not reported as expenditures in the governmental funds.

Compensated absences

(250,037)

Prepaid expenses

25,124

Retainage payable

(58,309)

Deferred outflows, pension related

6,578,995

Deferred outflows, OPEB related

(879,690)

Amortization of loss on refunding

(57,923)

Accrued interest on debt

(176,581)

Some revenues reported in the Statement of Activities do not require the use of current financial resources, and therefore, are not reported as revenue in the funds

Deferred inflows, pension related

32,894,330

Deferred inflows, OPEB related

(6,526,407)

Principal paid on debt

Bonds

14,430,000

Loans

8,519,112

Leases

163,326

Finance purchases

535,924

Subscription leases

521,455

Internal Service Funds are used by management to change the costs of certain activities to individual funds. The net revenue (expense) of the internal service funds is reported with governmental activities.

(946,067)**Change in Net Position of Governmental Activities****\$ 44,394,793***See notes to the financial statements*

Evansville Vanderburgh School Corporation

Statement of Net Position -

Proprietary Fund

June 30, 2023

	<u>Internal Service</u>
Assets	
Current assets:	
Cash and cash equivalents	\$ 2,833,156
Total current assets	<u>2,833,156</u>
Total assets	<u>2,833,156</u>
Liabilities and Net Position	
Current liabilities:	
Claims payable	<u>1,570,280</u>
Total current liabilities	<u>1,570,280</u>
Total liabilities	<u>1,570,280</u>
Net Position	
Net position:	
Unrestricted	<u>1,262,876</u>
Total net position	<u>\$ 1,262,876</u>

See notes to the financial statements

Evansville Vanderburgh School Corporation

Statement of Revenues, Expenses and Changes in Net Position -

Proprietary Fund

Year Ended June 30, 2023

	<u>Internal Service</u>
Operating Revenues	
Charges for services	\$ 34,890,639
Total operating revenues	<u>34,890,639</u>
Operating Expenses	
Insurance claims and expense	<u>35,836,706</u>
Total operating expenses	<u>35,836,706</u>
Operating income (loss)	(946,067)
Net Position, Beginning	<u>2,208,943</u>
Net Position, Ending	<u>\$ 1,262,876</u>

See notes to the financial statements

Evansville Vanderburgh School Corporation

Statement of Cash Flows -
Proprietary Fund
Year Ended June 30, 2023

	<u>Internal Service</u>
Cash Flows From Operating Activities	
Received from customers	\$ 34,890,639
Paid to vendors	<u>(34,557,032)</u>
Net cash flows from operating activities	<u>333,607</u>
Net change in cash and cash equivalents	333,607
Cash and Cash Equivalents, Beginning	<u>2,499,549</u>
Cash and Cash Equivalents, Ending	<u><u>\$ 2,833,156</u></u>
Reconciliation of Operating Income (Loss) to Net Cash Flows From Operating Activities	
Operating Income (Loss)	\$ (946,067)
Adjustments to reconcile operating income (loss) to net cash flows from operating activities claims payable	<u>1,279,674</u>
Net cash flows from operating activities	<u><u>\$ 333,607</u></u>
Reconciliation of Cash and Cash Equivalents to Statement of Net Position	
Cash and cash equivalents	<u>\$ 2,833,156</u>
Total cash and cash equivalents	<u><u>\$ 2,833,156</u></u>

See notes to the financial statements

Evansville-Vanderburgh School Corporation

Index to Notes to Financial Statements
June 30, 2023

	<u>Page</u>
1. Summary of Significant Accounting Policies	11
Reporting Entity	11
Government-Wide and Fund Financial Statements	12
Measurement Focus, Basis of Accounting and Financial Statement Presentation	14
Assets, Deferred Outflows of Resources, Liabilities, Deferred Inflows of Resources and Net Position or Fund Balance	15
Deposits and Investments	15
Receivables	15
Capital Assets	16
Deferred Outflows of Resources	16
Compensated Absences	17
Long-Term Obligations	17
Leases	17
Deferred Inflows of Resources	18
Net Position/Fund Balance	18
Postemployment Benefits Other Than Pensions (OPEB)	19
Pensions	19
2. Stewardship, Compliance and Accountability	20
Deficit Balances	20
3. Detailed Notes on All Funds	20
Deposits and Investments	20
Receivables	21
Capital Assets	22
Interfund Receivables/Payables and Transfers	23
Long-Term Obligations	24
Net Position/Fund Balances	27
Restatement of Net Position	28
4. Other Information	29
Employees' Retirement System	29
Risk Management and Self Insurance	46
Commitments and Contingencies	47
Other Postemployment Benefits	48
Accounting Standards to be Adopted in Future Periods	51

Evansville-Vanderburgh School Corporation

Notes to Financial Statements
June 30, 2023

1. Summary of Significant Accounting Policies

The Evansville-Vanderburgh School Corporation (Primary Government) was established under the laws of the State of Indiana. The Primary Government operates under a Board of School Trustees form of government and provides education services.

The accounting policies of the Evansville-Vanderburgh School Corporation, Indiana conform to accounting principles generally accepted in the United States of America as applicable to governmental units. The accepted standard-setting body for establishing governmental accounting and financial reporting principles is the Governmental Accounting Standards Board (GASB).

Reporting Entity

This report includes all of the funds of the School Corporation. The reporting entity for the School Corporation consists of the Primary Government and its blended component unit. Component units are legally separate organizations for which the Primary Government is financially accountable or other organizations for which the nature and significance of their relationship with the Primary Government are such that their exclusion would cause the reporting entity's financial statements to be misleading. The Primary Government is financially accountable if: (1) it appoints a voting majority of the organization's governing body and it is able to impose its will on that organization, (2) it appoints a voting majority of the organization's governing body and there is a potential for the organization to provide specific financial benefits to, or impose specific financial burdens on, the Primary Government, (3) the organization is fiscally dependent on and there is a potential for the organization to provide specific financial benefits to, or impose specific financial burdens on, the Primary Government. Certain legally separate, tax exempt organizations should also be reported as a component unit if all of the following criteria are met: (1) the economic resources received or held by the separate organization are entirely or almost entirely for the direct benefit of the Primary Government, its component units, or its constituents; (2) the Primary Government or its component units, is entitled to, or has the ability to access, a majority of the economic resources received or held by the separate organization; and (3) the economic resources received or held by an individual organization that the Primary Government, or its component units, is entitled to, or has the ability to otherwise access, are significant to the Primary Government.

Component units are reported using one of three methods, discrete presentation, blended, or fiduciary. Generally, component units should be discretely presented in a separate column in the financial statements. A component unit should be reported as part of the Primary Government using the blending method if it meets any one of the following criteria: (1) the Primary Government and the component unit have substantively the same governing body and a financial benefit or burden relationship exists, (2) the Primary Government and the component unit have substantively the same governing body and management of the Primary Government has operational responsibility for the component unit, (3) the component unit serves or benefits, exclusively or almost exclusively, the Primary Government rather than its citizens, or (4) the total debt of the component unit will be paid entirely or almost entirely from resources of the Primary Government.

Blended Component Unit

The Evansville-Vanderburgh School Building Corporation is a blended component unit of the School Corporation. The Evansville-Vanderburgh School Building Corporation was created for the purpose of financing School buildings and improvements. Although it is legally separate from the Primary Government, the Building Corporation is reported as if it were a part of the Primary Government because it provided services entirely or almost entirely to the Primary Government. To exclude the financial statements of this component unit would render the School Corporation's financial statements incomplete or misleading. The Building Corporation is included as two debt service funds (to account for the retirement of debt) and one capital project fund. The Building Corporation does not issue separate financial statements.

Evansville-Vanderburgh School Corporation

Notes to Financial Statements
June 30, 2023

Government-Wide and Fund Financial Statements

In May 2019, the GASB issued Statement No. 91, *Conduit Debt Obligations*. This Statement establishes a single method of reporting conduit debt obligations by issuers and eliminates diversity in practice for commitments extended by issuers and other arrangements with conduit debt obligations. The standard also clarifies the existing definition of conduit debt obligations and improves required note disclosures. This standard was implemented July 1, 2022.

In March 2020, the GASB issued Statement No. 94, *Public-Private and Public-Public Partnerships and Availability Payment Arrangements*. This Statement defines public private and public public partnership arrangements (PPPs) and an service concession arrangement (SCA). The new Statement provides accounting and financial reporting requirements for PPPs that either (1) meet the definition of an SCA or (2) are not within the scope of Statement 87, as amended (as clarified by this Statement). This Statement also defines availability payment arrangements (APAs) and provides guidance for accounting and financial reporting for APAs. This standard was implemented July 1, 2022, with no impact on the financial statements.

In May 2020, the GASB issued Statement No. 96, *Subscription Based Information Technology Arrangements*. This Statement establishes accounting and financial reporting requirements related to subscription based information technology arrangements (SBITAs) for government end users. This Statement (1) defines a SBITA; (2) establishes that a SBITA results in a right to use subscription asset—an intangible asset—and a corresponding subscription liability; (3) provides the capitalization criteria for outlays other than subscription payments, including implementation costs of a SBITA; and (4) requires note disclosures regarding a SBITA. This standard was implemented July 1, 2022.

Government-Wide Financial Statements

The statement of net position and statement of activities display information about the reporting government as a whole. They include all funds of the reporting entity except for fiduciary funds. Governmental activities generally are financed through taxes, intergovernmental revenues and other nonexchange revenues.

The statement of activities demonstrates the degree to which the direct expenses of a given function or segment are offset by program revenues. Direct expenses are those that are clearly identifiable with a specific function or segment. Direct expenses are clearly identifiable with a specific function or segment. Program revenues include: 1) charges to customers or applicants who purchase, use or directly benefit from goods, services, or privileges provided by a given function or segment, and 2) grants and contributions that are restricted to meeting the operational or capital requirements of a particular function or segment. Taxes and other items not included among program revenues are reported as general revenues. Internally dedicated resources are reported as general revenues rather than as program revenues.

Fund Financial Statements

Financial statements of the School Corporation are organized into funds, each of which is considered to be a separate accounting entity. Each fund is accounted for by providing a separate set of self-balancing accounts, which constitute its assets, deferred outflows of resources, liabilities, deferred inflows of resources, net position/fund balance, revenues and expenditures/expenses.

Funds are organized as major funds or nonmajor funds within the governmental statements. An emphasis is placed on major funds within the governmental category. A fund is considered major if it is the primary operating fund of the School Corporation or meets the following criteria:

- a. Total assets/deferred outflows of resources, liabilities/deferred inflows of resources, revenues, or expenditures/expenses of that individual governmental fund are at least 10% of the corresponding total for all funds of that category or type, and

Evansville-Vanderburgh School Corporation

Notes to Financial Statements

June 30, 2023

- b. The same element of the individual governmental fund that met the 10% test is at least 5% of the corresponding total for all governmental funds combined.
- c. In addition, any other governmental fund that the School Corporation believes is particularly important to financial statement users may be reported as a major fund.

Separate financial statements are provided for governmental funds and internal service funds. Major individual governmental funds are reported as separate columns in the fund financial statements.

The School Corporation reports the following major governmental funds:

Education Fund

Education Fund accounts for all financial resources of the general government related to education of students.

Operations Fund

Operations Fund accounts for all financial resources of the general government, except those required to be accounted for in another fund.

Debt Service Fund

Debt Service Fund accounts for all financial resources related to the debt of the general government.

Exempt Debt Service/Referendum Fund

Exempt Debt Service/Referendum Fund accounts for all financial resources for the payment of bonds that were approved by taxpayers and are exempt from circuit breaker credits.

The School Corporation reports the following nonmajor governmental fund types:

Special Revenue Funds

Special Revenue Funds are used to account for and report the proceeds of specific revenue sources that are restricted or committed to expenditures for specified purposes (other than debt service or capital projects).

Nonmajor Debt Service Funds

Nonmajor Debt Service Funds are used to account for and report financial resources that are restricted, committed, or assigned to expenditure for the payment of general long-term debt principal, interest and related costs.

Capital Projects Funds

Capital Projects Funds are used to account for and report financial resources that are restricted, committed, or assigned to expenditure for capital outlays, including the acquisition or construction of capital facilities and other capital assets.

Evansville-Vanderburgh School Corporation

Notes to Financial Statements
June 30, 2023

In addition, the School Corporation reports the following fund types:

Internal Service Funds

Internal Service Funds used to account for and report the financing of goods or services provided by one department or agency to other departments or agencies of the School Corporation, or to other governmental units, on a cost-reimbursement basis.

Measurement Focus, Basis of Accounting and Financial Statement Presentation

Government-Wide Financial Statements

The government-wide statement of net position and statement of activities are reported using the economic resources measurement focus and the accrual basis of accounting. Under the accrual basis of accounting, revenues are recognized when earned and expenses are recorded when the liability is incurred or economic asset used. Revenues, expenses, gains, losses, assets and liabilities resulting from exchange and exchange-like transactions are recognized when the exchange takes place. Property taxes are recognized as revenues in the year for which they are levied. Taxes receivable for the following year are recorded as receivables and deferred inflows. Grants and similar items are recognized as revenue as soon as all eligibility requirements imposed by the provider are met. Special assessments are recorded as revenue when earned. Unbilled receivables are recorded as revenues when services are provided.

As a general rule the effect of interfund activity has been eliminated from the government-wide financial statements.

Fund Financial Statements

Governmental fund financial statements are reported using the current financial resources measurement focus and the modified accrual basis of accounting. Revenues are recorded when they are both measurable and available. Available means collectible within the current period or soon enough thereafter to be used to pay liabilities of the current period. For this purpose, the School Corporation considers revenues to be available if they are collected within 60 days of the end of the current fiscal period. Expenditures are recorded when the related fund liability is incurred, except for unmatured interest on long-term debt, claims, judgments, compensated absences and pension expenditures, which are recorded as a fund liability when expected to be paid with expendable available financial resources.

Property taxes are recognized as revenues in the year when services financed by the levy are being provided.

Intergovernmental aids and grants are recognized as revenues in the period the School Corporation is entitled to the resources and the amounts are available. Amounts owed to the School Corporation which are not available are recorded as receivables and unavailable revenues. Amounts received before eligibility requirements (excluding time requirements) are met are recorded as liabilities. Amounts received in advance of meeting time requirements are recorded as deferred inflows of resources.

Revenues susceptible to accrual include property taxes, miscellaneous taxes, public charges for services and interest. Other general revenues such as fines and forfeitures, inspection fees, recreation fees and miscellaneous revenues are recognized when received in cash or when measurable and available under the criteria described above.

Evansville-Vanderburgh School Corporation

Notes to Financial Statements
June 30, 2023

Measurement Focus, Basis of Accounting and Financial Statement Presentation

Use of Estimates

The preparation of financial statements in conformity with generally accepted accounting principles requires management to make estimates and assumptions that affect the reported amounts of assets, deferred outflows of resources, liabilities and deferred inflows of resources and disclosure of contingent assets and liabilities at the date of the financial statements and the reported amounts of revenues and expenditures/expenses during the reporting period. Actual results could differ from those estimates.

Assets, Deferred Outflows of Resources, Liabilities, Deferred Inflows of Resources and Net Position or Fund Balance

Deposits and Investments

For purposes of the statement of cash flows, the School Corporation considers all highly liquid investments with an initial maturity of three months or less when acquired to be cash equivalents.

The School Corporation's cash and cash equivalents are considered to be cash on hand, demand deposits and short-term investments with original maturities of three months or less from the date of acquisition. State statute (IC 5-13-9) authorizes the School Corporation to invest in securities, including but not limited to, federal government securities, repurchase agreements and certain money market mutual funds. Certain other statutory restrictions apply to all investments made by local governmental units.

Nonparticipating certificates of deposit, demand deposits and similar nonparticipating negotiable instruments that are not reported as cash and cash equivalents are reported as investments at cost.

Restricted Assets

Mandatory segregations of assets are presented as restricted assets. Such segregations are required by bond agreements and other external parties. Current liabilities payable from these restricted assets are so classified. The excess of restricted assets over current liabilities payable from restricted assets will be used first for retirement of related long-term debt. The remainder, if generated from earnings, is shown as restricted net position.

See Note 3 for further information.

Receivables

Property taxes levied are collected by the County Treasurer and are distributed to the School Corporation in June and in December. State statute (IC 6-1.1-17-16) requires the Indiana Department of Local Government Finance to establish property tax rates and levies by December 31 of the year preceding the budget year or January 15 of the budget year if the County is issuing debt after December 1 or intends on filing a shortfall appeal. These rates were based upon the preceding year's January 1 (lien date) assessed valuations adjusted for various tax credits. Taxable property is assessed at 100% of the true tax value (determined in accordance with rules and regulations adopted by the Indiana Department of Local Government Finance). Taxes may be paid in two equal installments that become delinquent if not paid by May 10 and November 10, respectively. All property taxes collected by the County Treasurer and available for distribution were distributed to the Primary Government prior to December 31 of the year collected.

Evansville-Vanderburgh School Corporation

Notes to Financial Statements

June 30, 2023

During the course of operations, transactions occur between individual funds that may result in amounts owed between funds. Short-term interfund loans are reported as "due to and from other funds." Long-term interfund loans (noncurrent portion) are reported as "advances from and to other funds." Interfund receivables and payables between funds within governmental activities are eliminated in the statement of net position. Any residual balances outstanding between the governmental activities and business-type activities are reported in the governmental-wide financial statements as internal balances.

Capital Assets

Government-Wide Statements

Capital assets, which include property, plant and equipment (including right-to-use lease assets), are reported in the government-wide financial statements. Capital assets are defined by the government as assets with an initial cost of more than \$5,000. All capital assets are valued at historical cost, or estimated historical cost if actual amounts are unavailable. Donated capital assets are recorded at their estimated acquisition value at the date of donation.

Depreciation of all exhaustible capital assets is recorded as an allocated expense in the statement of activities, with accumulated depreciation reflected in the statement of net position. Depreciation is provided over the assets' estimated useful lives using the straight-line method. The range of estimated useful lives by type of asset is as follows:

Buildings and building improvements	40 Years
Machinery and equipment	10 Years
Vehicles	10 Years
Works of art	10 Years
Historic treasures	10 Years

Lease and subscription assets are typically amortized over the lease or agreed upon term.

For depreciated assets, the cost of normal maintenance and repairs that do not add to the value of the asset or materially extend asset lives are not capitalized.

Fund Financial Statements

In the fund financial statements, capital assets used in governmental fund operations are accounted for as capital outlay expenditures of the governmental fund upon acquisition.

Deferred Outflows of Resources

A deferred outflow of resources represents a consumption of assets that applies to a future period and will not be recognized as an outflow of resources (expense/expenditure) until that future time. The School Corporation is reporting deferred outflows of resources for pension and OPEB related amounts and deferred amount on refunding.

Evansville-Vanderburgh School Corporation

Notes to Financial Statements
June 30, 2023

Compensated Absences

Certified Employees

Teachers hired prior to July 1, 2004, whom are at least 50 years of age by December 31st of the calendar year preceding retirement, and have at least 10 consecutive years of service, will be paid out all remaining sick days at \$70 per day upon retirement. This amount will be deposited into their 401a.

Classified Employees

Classified Employees' leave balances are paid out upon retirement at various rates and maximums, based on years of service, age at retirement, job classification and start date with the school corporation.

Food Service Employees

Food service employees, whom are at least 50 years of age and have served at least 10 years of consecutive service for the School Corporation will be paid out for a maximum of 215 days, ranging from 40% to 70% of a day's pay.

Payments for vacation and sick leave will be made at rates in effect when the benefits are used. Accumulated vacation and sick leave liabilities at June 30, 2023, are determined on the basis of current salary rates and include salary related payments. Compensated absences for governmental activities typically have been liquidated from the Education Fund and Operations Fund.

Long-Term Obligations

All long-term obligations to be repaid from governmental resources are reported as liabilities in the government-wide statements. The long-term obligations consist primarily of notes and bonds payable and accrued compensated absences.

Long-term obligations for governmental funds are not reported as liabilities in the fund financial statements. The face value of debts (plus any premiums) are reported as other financing sources and payments of principal and interest are reported as expenditures.

For the government-wide statements and proprietary fund statements, bond premiums and discounts are amortized over the life of the issue using the effective interest method. The balance at year-end is shown as an increase or decrease in the liability section of the statement of net position.

Subscription-Based Information Technology Arrangements

The School Corporation reports a subscription liability and an intangible right-to-use capital asset (known as the subscription asset) on the government-wide financial statements and proprietary fund statements. In the governmental fund financial statements, the School Corporation recognizes subscription proceeds and capital outlay at initiation of the subscription, and the outflow of resources for the subscription liability as a debt service payment.

Leases

The School Corporation is a lessor because it leases capital assets to other entities. As a lessor, the School Corporation reports a lease receivable and corresponding deferred inflow of resources in both the fund financial statements and government-wide financial statements. The School Corporation continues to report and depreciate the capital assets being leased as capital assets of the Primary Government.

Evansville-Vanderburgh School Corporation

Notes to Financial Statements
June 30, 2023

The School Corporation is a lessee because it leases capital assets from other entities. As a lessee, the School Corporation reports a lease liability and an intangible right-to-use capital asset (known as the lease asset) on the government-wide financial statements and proprietary fund statements. In the governmental fund financial statements, the School Corporation recognizes lease proceeds and capital outlay at initiation of the lease, and the outflow of resources for the lease liability as a debt service payment.

Deferred Inflows of Resources

A deferred inflow of resources represents an acquisition of assets that applies to a future period and therefore will not be recognized as an inflow of resources (revenue) until that future time. The School Corporation is reporting deferred inflows for leases, unavailable revenue due to taxes receivable and pension and OPEB related amounts.

Net Position/Fund Balance

Government-Wide Statements

Net position is displayed in three components:

- a. **Net Investment in Capital Assets** - Consists of capital assets including restricted capital assets, net of accumulated depreciation and reduced by the outstanding balances (excluding unspent debt proceeds) of any bonds, mortgages, notes, or other borrowings that are attributable to the acquisition, construction, or improvement of those assets.
- b. **Restricted Net Position** - Consists of net position with constraints placed on their use either by 1) external groups such as creditors, grantors, contributors, or laws or regulations of other governments, or 2) law through constitutional provisions or enabling legislation.
- c. **Unrestricted Net Position** - All other net positions that do not meet the definitions of "restricted" or "net investment in capital assets."

When both restricted and unrestricted resources are available for use, it is the School Corporation's policy to use restricted resources first, then unrestricted resources as they are needed.

Fund Statements

Fund balance and governmental fund balances are displayed as follows:

- a. **Nonspendable** - Includes fund balance amounts that cannot be spent either because they are not in spendable form or because legal or contractual requirements require them to be maintained intact.
- b. **Restricted** - Consists of fund balances with constraints placed on their use either by: 1) external groups such as creditors, grantors, contributors, or laws or regulations of other governments or 2) law through constitutional provisions or enabling legislation.

Evansville-Vanderburgh School Corporation

Notes to Financial Statements
June 30, 2023

- c. **Committed** - Includes fund balance amounts that are constrained for specific purposes that are internally imposed by the government through formal action of the highest level of decision making authority. Fund balance amounts are committed through a formal action (resolution) of the School Corporation Board. This formal action must occur prior to the end of the reporting period, but the amount of the commitment, which will be subject to the constraints, may be determined in the subsequent period. Any changes to the constraints imposed require the same formal action of the School Corporation Board that originally created the commitment.
- d. **Assigned** - Includes spendable fund balance amounts that are intended to be used for specific purposes that do not meet the criteria to be classified as restricted or committed. The School Corporation Board has, by resolution, adopted a financial policy authorizing the Director of Finance to assign amounts for a specific purpose. Assignments may take place after the end of the reporting period.
- e. **Unassigned** - Unassigned fund balance includes negative balances for any governmental fund if expenditures exceed amounts restricted, committed or assigned for those purposes.

The School Corporation considers restricted amounts to be spent first when both restricted and unrestricted fund balance is available unless there are legal documents / contracts that prohibit doing this, such as in grant agreements requiring dollar for dollar spending. Additionally, the School Corporation would first use committed, then assigned and lastly unassigned amounts of unrestricted fund balance when expenditures are made.

See Note 3 for further information.

Postemployment Benefits Other Than Pensions (OPEB)

For purposes of measuring the total OPEB liability, deferred outflows of resources and deferred inflows of resources related to OPEB and OPEB expense have been determined on the same basis as they are reported by the School Corporation OPEB Plan. For this purpose, the School Corporation OPEB Plan recognizes benefit payments when due and payable in accordance with the benefit terms.

Pensions

The School Corporation has recorded a net pension liability and asset reflecting their proportionate share of the difference between the total pension liabilities and the fiduciary net positions of the Indiana Public Retirement System (INPRS) plans:

- Public Employee's Retirement Fund (PERF) Plan
- Teacher's Retirement Fund (TRF) Plan

Although the School Corporation participates in the TRF Pre-1996 Plan, this has not been included in the measurement of net pension liabilities and related deferred inflows and outflows of resources. The TRF Pre-1996 Plan is a liability of the State of Indiana, due to its status as a special funding situation. The School Corporation does not make contributions to the plan. The School Corporation records revenue and expense at the government wide level for the value of the School's Corporations proportionate share of pension expense. For purposes of measuring the net pension liabilities, deferred outflows and inflows of resources related to pensions and pension expense, information about the fiduciary net position of INPRS Plans and additions to/deductions from the INPRS Plans' fiduciary net position have been determined on the same basis as they are reported by the INPRS system. For this purpose, benefit payments (including refunds of employee contributions) are recognized when due and payable in accordance with the benefit terms. Investments are reported at fair value.

Evansville-Vanderburgh School Corporation

Notes to Financial Statements
June 30, 2023

2. Stewardship, Compliance and Accountability

Deficit Balances

Generally accepted accounting principles require disclosure of individual funds that have deficit balances at year-end.

As of June 30, 2023, the following individual funds held a deficit fund balance:

<u>Fund</u>	<u>Amount</u>	<u>Reason</u>
Secured School Safety Grants	\$ 2,406	Reimbursable grants
Title I Funds	246,557	Reimbursable grants
Title II Funds	24,399	Reimbursable grants
McKinney-Vento	3,145	Reimbursable grants
Special Educations Funds	206,578	Reimbursable grants
Title IV, Part A	9,220	Reimbursable grants
Perkins Grants	11,852	Reimbursable grants
School Improvement Grants	4,517	Reimbursable grants
STEM Prime Math	947	Reimbursable grants
Full Service 1	6,326	Reimbursable grants
ESSER III	806,244	Reimbursable grants
ESSER II	536,218	Reimbursable grants
Project Aware	505	Reimbursable grants
ARP	13,663	Reimbursable grants
Cohort Grant Funds	6,089	Reimbursable grants
School Counseling	1,787	Reimbursable grants

3. Detailed Notes on All Funds

Deposits and Investments

The School Corporation's deposits and investments at year-end were comprised of the following:

	<u>Carrying Value</u>	<u>Statement Balances</u>	<u>Associated Risks</u>
Checking accounts	\$ 79,725,681	\$ 81,539,702	Custodial credit risk
Local government investment pool	41,676,000	41,818,754	Custodial credit risk
Certificates of deposit	321,662	321,662	Custodial credit risk
Money market accounts	<u>28,546,000</u>	<u>28,546,000</u>	Custodial credit risk
Total deposits and investments	<u>\$ 150,269,343</u>	<u>\$ 152,226,118</u>	
Reconciliation to financial statements			
Per statement of net position:			
Unrestricted cash and investments	\$ 130,190,672		
Restricted cash and investments	<u>20,078,671</u>		
Total deposits and investments	<u>\$ 150,269,343</u>		

Evansville-Vanderburgh School Corporation

Notes to Financial Statements
June 30, 2023

Deposits and Investments

Indiana Code 5-13-8-1 allows a political subdivision of the State of Indiana to deposit public funds in a financial institution only if the financial institution is a depository eligible to receive state funds and has a principal office or branch that qualifies to receive public funds of the political subdivision. The bank balances were insured by the Federal Deposit Insurance Corporation or the Indiana Public Deposit Insurance Fund, which cover all public funds held in approved depositories.

The School Corporation categorizes its fair value measurements within the fair value hierarchy established by generally accepted accounting principles. The hierarchy is based on the valuation inputs used to measure the fair value of the asset. Level 1 inputs are quoted prices in active markets for identical assets; Level 2 inputs are significant other observable inputs; Level 3 inputs are significant unobservable inputs.

Investment Type	June 30, 2023			Total
	Level 1	Level 2	Level 3	
Certificates of Deposit	\$ 321,662	\$ -	\$ -	\$ 321,662

Custodial Credit Risk

Deposits

Custodial credit risk is the risk that in the event of a financial institution failure, the School Corporation's deposits may not be returned to the School Corporation.

The School Corporation's deposit policy for custodial credit risk is to comply with Indiana Code 5-13-8-1.

Investments

For an investment, custodial credit risk is the risk that, in the event of the failure of the counterparty, the School Corporation will not be able to recover the value of its investments or collateral securities that are in the possession of an outside party.

Credit Risk

Credit risk is the risk that an issuer or other counterparty to an investment will not fulfill its obligations. The School Corporation's investment policy for credit risk is to stay in compliance with Indiana Code.

See Note 1 for further information on deposit and investment policies.

Receivables

All of the receivables on the balance sheet are expected to be collected within one year.

Governmental funds report *unavailable revenue* in connection with receivables for revenues that are not considered to be available to liquidate liabilities of the current period. At the end of the current fiscal year, the various components of *unavailable revenue* reported in the governmental funds were as follows:

	<u>Unavailable</u>
Taxes receivable	\$ 27,583,403
Total unavailable revenue for governmental funds	<u>\$ 27,583,403</u>

Evansville-Vanderburgh School Corporation

Notes to Financial Statements
June 30, 2023

Capital, Lease and Subscription Assets

Capital, lease, and subscription asset activity for the year ended June 30, 2023, was as follows:

	Beginning Balance	Prior Period Adjustments	Additions	Deletions	Ending Balance
Governmental Activities					
Capital, lease, and subscription assets not being depreciated/amortized:					
Land	\$ 1,497,900	\$ -	\$ -	\$ -	\$ 1,497,900
Construction in progress	2,522,903	(426,198)	7,659,876	3,672,494	6,084,087
Total capital, lease, and subscription assets not being depreciated/amortized	4,020,803	(426,198)	7,659,876	3,672,494	7,581,987
Capital, lease, and subscription assets being depreciated/amortized:					
Buildings	598,263,524	(18,615,322)	7,165,254	-	586,813,456
Machinery, equipment and vehicles	29,057,980	-	2,509,792	2,852,820	28,714,952
Lease assets	241,473	-	169,667	-	411,140
Subscription assets	-	-	3,201,705	-	3,201,705
Total capital, lease, and subscription assets being depreciated/amortized	627,562,977	(18,615,322)	13,046,418	2,852,820	619,141,253
Total capital, lease, and subscription assets	631,583,780	(19,041,520)	20,706,294	6,525,314	626,723,240
Less accumulated depreciation/amortization for:					
Buildings	(360,927,212)	863,470	(7,712,066)	-	(367,775,808)
Machinery, equipment and vehicles	(19,809,780)	-	(2,122,264)	2,747,551	(19,184,493)
Lease assets	(118,835)	-	(163,326)	-	(282,161)
Subscription assets	-	-	(325,894)	-	(325,894)
Total accumulated depreciation/amortization	(380,855,827)	863,470	(10,323,550)	2,747,551	(387,568,356)
Net capital, lease, and subscription assets being depreciated/amortized	246,707,150	(17,751,852)	2,722,868	105,269	231,572,897
Total governmental activities capital, lease, and subscription assets, net of accumulated depreciation/amortization	<u>\$ 250,727,953</u>	<u>\$ (18,178,050)</u>	<u>\$ 10,382,744</u>	<u>\$ 3,777,763</u>	<u>\$ 239,154,884</u>

An adjustment was required to accurately report capital asset information as of December 31, 2022. Additional disclosures of the lease and subscription assets are included in the respective notes.

Depreciation/amortization expense was charged to functions as follows:

Governmental Activities	
Nonprogrammed charges	<u>\$ 10,323,550</u>
Total governmental activities depreciation/amortization expense	<u>\$ 10,323,550</u>

Evansville-Vanderburgh School Corporation

Notes to Financial Statements
June 30, 2023

Interfund Receivables/Payables and Transfers

Interfund Receivables/Payables

The following is a schedule of interfund receivables and payables including any overdrafts on pooled cash and investment accounts:

<u>Receivable Fund</u>	<u>Payable Fund</u>	<u>Amount</u>
Operations Fund	Nonmajor Governmental Funds	\$ 4,431,977
Total, fund financial statements		4,431,977
Less government-wide eliminations		<u>(4,431,977)</u>
Total internal balances, government-wide statement of net position		<u><u>\$ -</u></u>

All amounts are due within one year.

The principal purpose of these interfunds is to cover negative cash balances at year end.

Transfers

The following is a schedule of interfund transfers:

<u>Fund Transferred To</u>	<u>Fund Transferred From</u>	<u>Amount</u>	<u>Principal Purpose</u>
Operations fund	Education fund	\$ 22,000,000	For support of operations fund
Other governmental funds	Debt service fund	7,212,905	For debt service
Other governmental funds	Other governmental funds	700	For debt service
Other governmental funds	Exempt debt service/referendum	16,540,500	For building corporation debt service
Operation fund	Other governmental funds	2,369,928	To combine Workman's Comp with Operations
Other governmental funds	Education fund	<u>2,000,000</u>	To pay benefits
Total, fund financial statements		50,124,033	
Less government-wide eliminations		<u>(50,124,033)</u>	
Total transfers, government-wide statement of activities		<u><u>\$ -</u></u>	

Generally, transfers are used to: (1) move revenues from the fund that collects them to the fund that the budget requires to expend them, (2) move receipts restricted to debt service from the funds collecting the receipts to the debt service fund and (3) move balances from the Education fund to the Operations fund as allowed by statute.

Evansville-Vanderburgh School Corporation

Notes to Financial Statements
June 30, 2023

Long-Term Obligations

Long-term obligations activity for the year ended June 30, 2023, was as follows:

	<u>Beginning Balance</u>	<u>Increases</u>	<u>Decreases</u>	<u>Ending Balance</u>	<u>Amounts Due Within One Year</u>
Governmental Activities					
Bonds and notes payable:					
General obligation debt	\$ 124,389,000	\$ 6,500,000	\$ 14,430,000	\$ 116,459,000	\$ 18,135,000
Loans payable	28,369,767	3,544,822	8,519,111	23,395,478	5,566,191
Financed purchase	1,087,102	-	535,424	551,678	551,678
(Discounts)/Premiums	2,502,648	97,641	829,715	1,770,574	-
Subtotal	<u>156,348,517</u>	<u>10,142,463</u>	<u>24,314,250</u>	<u>142,176,730</u>	<u>24,252,869</u>
Other liabilities:					
Compensated absences	5,710,025	250,037	-	5,960,062	5,052,852
Leases	122,638	169,667	163,326	128,979	41,458
Total OPEB liabilities	29,012,841	1,905,070	9,062,948	21,854,963	-
Net pension liability	9,638,584	47,725,434	20,244,406	37,119,612	-
Subscription liability	-	3,201,705	521,455	2,680,250	945,342
Total other liabilities	<u>44,484,088</u>	<u>53,251,913</u>	<u>29,992,135</u>	<u>67,743,866</u>	<u>6,039,652</u>
Total governmental activities long-term liabilities	<u>\$ 200,832,605</u>	<u>\$ 63,394,376</u>	<u>\$ 54,306,385</u>	<u>\$ 209,920,596</u>	<u>\$ 30,292,521</u>

General Obligation Debt

All general obligation notes and bonds payable are backed by the full faith and credit of the School Corporation. Notes and bonds in the governmental funds will be retired by future property tax levies accumulated by the debt service fund

Governmental Activities

<u>General Obligation Debt</u>	<u>Date of Issue</u>	<u>Final Maturity</u>	<u>Interest Rates</u>	<u>Original Indebtedness</u>	<u>Balance as of June 30, 2023</u>
2019 General Obligation					
Bonds	11/06/19	01/15/25	4% to 5%	\$ 7,100,000	\$ 4,375,000
2020 General Obligation					
Bonds	10/22/20	01/15/25	4	6,625,000	5,710,000
2021 General Obligation					
Bonds	10/27/21	01/15/26	2	6,500,000	5,290,000
2010 Lease Rental, Series B	02/04/10	01/15/30	2.35 to 6.35	59,785,000	51,415,000
2010 Lease Rental, Series C	02/04/10	01/16/25	1.90	10,000,000	1,825,000
2010 Lease Rental, Series D	12/15/10	07/15/31	4 to 6.10	7,918,862	4,649,000
2010 Lease Rental, Series E	12/15/10	01/15/30	4.25 to 6.50	28,080,000	17,285,000
First Mortgage Refunding					
Bonds, Series 2019	06/13/19	01/15/29	3 to 4	28,320,000	19,410,000
2022 General Obligation					
Bonds	11/16/22	01/15/28	4	6,500,000	6,500,000
Total governmental activities, general obligation debt					<u>\$ 116,459,000</u>

Evansville-Vanderburgh School Corporation

Notes to Financial Statements
June 30, 2023

Debt service requirements to maturity are as follows:

<u>Years</u>	Governmental Activities General Obligation Debt	
	<u>Principal</u>	<u>Interest</u>
2024	\$ 18,135,000	\$ 5,629,995
2025	18,755,000	4,767,101
2026	17,195,000	3,954,063
2027	15,005,000	3,133,705
2028	15,610,000	2,319,299
2029-2033	<u>31,759,000</u>	<u>12,625,625</u>
Total	<u>\$ 116,459,000</u>	<u>\$ 32,429,788</u>

Financed Purchase

The School Corporation entered into an agreement with a maturity of April 1, 2024. The financed purchase of equipment with annual payments of \$567,898 and interest at 2.94% with a final maturity of \$551,678 principal and \$16,220 interest in 2024.

Loans Payable

Loans Payable at June 30, 2023 consist of the following:

Governmental Activities General Obligation Debt	Date of Issue	Final Maturity	Interest Rates	Original Indebtedness	Balance June 30, 2023
Common school loan A2940	06/07/18	07/01/23	1%	\$ 1,999,999	\$ 200,000
Common school loan A2983	06/07/18	07/01/23	1	513,895	51,390
Common school loan B0005	08/09/18	01/01/24	1	1,999,999	400,000
Common school loan B0043	10/30/18	01/01/24	1	1,999,999	400,000
Common school loan B0085	03/22/19	07/01/24	1	768,000	230,400
Common school loan B0098	11/26/19	07/01/24	1	1,999,999	600,000
Common school loan B0183	06/16/20	07/01/25	1	739,100	369,550
Common school loan B0192	08/07/20	07/01/25	1	1,999,999	999,999
Common school loan B0142	08/25/20	07/01/25	1	1,999,999	1,000,000
Common school loan S0001	10/03/18	01/01/25	1	450,000	180,000
Common school loan B0227	11/25/20	01/01/26	1	1,999,999	1,199,999
Common school loan B0264	04/27/21	07/01/26	1	748,926	524,248
Common school loan B0275	09/08/21	07/01/26	1	1,999,999	1,400,000
Common school loan B0299	06/16/21	07/01/27	1	1,999,999	1,799,999
Common school loan B0326	10/29/21	07/01/26	1	828,000	579,600
Common school loan B0335	03/04/22	07/01/27	1	1,999,999	1,799,999
Common school loan B0359	06/16/22	07/01/28	1	1,999,999	1,999,999
Common school loan B0388	11/21/22	07/01/27	1	908,360	817,524
Energy savings loan	10/26/10	07/15/27	.44	10,000,000	2,918,463
First financial bank	11/21/17	07/15/33	2.91	3,422,500	2,739,155
Bosse Field Renovations	04/16/20	01/15/39	2.30	3,794,610	<u>3,185,153</u>
Total governmental activities loans payable					<u>\$ 23,395,478</u>

Evansville-Vanderburgh School Corporation

Notes to Financial Statements
June 30, 2023

General Obligation Debt

Debt service requirements to maturity are as follows:

<u>School Years Ending June 30,</u>	<u>Governmental Activities Loans Payable</u>	
	<u>Principal</u>	<u>Interest</u>
2024	\$ 5,566,191	\$ 332,935
2025	4,906,704	364,769
2026	4,085,795	277,345
2027	2,875,776	199,712
2028	1,682,514	132,065
2029-2033	2,725,517	387,842
2034-2038	1,378,681	98,864
2039-2043	174,300	2,619
Total	<u>\$ 23,395,478</u>	<u>\$ 1,796,151</u>

Lease Disclosures

Lessee - Lease Liabilities

Governmental Activities

<u>Lease Liabilities Description</u>	<u>Date of Issue</u>	<u>Final Maturity</u>	<u>Interest Rates</u>	<u>Original Indebtedness</u>	<u>Balance June 30, 2023</u>
Dell Lease	08/01/22	08/01/26	2.61%	\$ 169,667	\$ 128,979
Total governmental activities lease liabilities					<u>\$ 128,979</u>

Debt service requirements to maturity are as follows:

<u>Years</u>	<u>Governmental Activities</u>		
	<u>Principal</u>	<u>Interest</u>	<u>Total</u>
2024	\$ 41,458	\$ 3,527	\$ 44,985
2025	42,634	2,351	44,985
2026	44,887	98	44,985
Total	<u>\$ 128,979</u>	<u>\$ 5,976</u>	<u>\$ 134,955</u>

Lessor - Lease Receivables

Governmental Activities and Misc/Donations (Nonmajor Fund)

<u>Lease Receivables Description</u>	<u>Date of Inception</u>	<u>Final Maturity</u>	<u>Interest Rates</u>	<u>Receivable Balance June 30, 2023</u>
New Cingular Wireless, land lease	07/01/21	06/30/38	2.00%	\$ 1,061,126
Others, Bosse Field Land	07/01/21	06/30/29	2.00	223,733
Total governmental activities and misc/donations (nonmajor fund)				<u>\$ 1,284,859</u>

The School Corporation recognized \$65,112 of lease revenue during the fiscal year.

Evansville-Vanderburgh School Corporation

Notes to Financial Statements
June 30, 2023

The School Corporation recognized \$32,488 of interest revenue during the fiscal year.

Subscription Disclosures

Subscription Liabilities

Governmental Activities

Subscription Liabilities	Beginning Balance	Additions	Deductions	Ending Balance	Amounts Due Within One Year
Carolina Biological Supply Co.	\$ -	\$ 964,290	\$ 31,236	\$ 933,054	\$ 344,771
Discovery Education	-	288,802	95,876	192,926	192,926
Edmentum	-	346,483	116,447	230,036	113,530
EMS Linq Inc	-	168,502	-	168,502	54,807
Intrado Interactive	-	64,887	16,091	48,796	15,862
Intrado Interactive	-	85,526	-	85,526	27,882
Cisco	-	1,021,410	-	1,021,410	195,564
Teaching Strategies	-	261,805	261,805	-	-
Total	<u>\$ -</u>	<u>\$ 3,201,705</u>	<u>\$ 521,455</u>	<u>\$ 2,680,250</u>	<u>\$ 945,342</u>

Future minimum subscription payments are as follows:

Years	Principal	Interest
2024	\$ 945,342	\$ 55,769
2025	531,301	35,788
2026	424,649	24,180
2027	327,905	16,082
2028	334,917	9,070
2029-2033	<u>116,136</u>	<u>-</u>
Total	<u>\$ 2,680,250</u>	<u>\$ 140,889</u>

Net Position/Fund Balances

Net position reported on the government wide statement of net position at June 30, 2023, includes the following:

Governmental Activities

Net investment in capital assets:

Land	\$ 1,497,900
Construction in progress	6,084,087
Other capital assets, net of accumulated depreciation	231,572,897
Less long-term debt outstanding	(124,833,943)
Plus unspent bond proceeds	14,037,291
Plus unamortized debt discount	322,005
Less capital related accounts payable	<u>(3,211,335)</u>
Total net investment in capital assets	<u>\$ 125,468,902</u>

Evansville-Vanderburgh School Corporation

Notes to Financial Statements
June 30, 2023

Governmental Funds

Governmental fund balances reported on the fund financial statements at June 30, 2023, include the following:

	<u>Education Fund</u>	<u>Debt Service Fund</u>	<u>Operations Fund</u>	<u>Exempt Debt Service/Refere ndum</u>	<u>Nonmajor Funds</u>	<u>Total Governmental Funds</u>
Fund Balances						
Restricted for:						
Instruction	\$ 25,208,353	\$ -	\$ -	\$ -	\$ 2,949,578	\$ 28,157,931
Support services	-	-	35,484,545	-	5,918,644	41,403,189
Debt service	-	1,812,910	-	9,580,139	20,078,671	31,471,720
Facilities acquisition and construction	-	-	-	-	14,037,291	14,037,291
Subtotal	<u>25,208,353</u>	<u>1,812,910</u>	<u>35,484,545</u>	<u>9,580,139</u>	<u>42,984,184</u>	<u>115,070,131</u>
Committed to:						
Instruction	-	-	12,813,533	-	-	12,813,533
Support services	-	-	-	-	5,110,081	5,110,081
Community services	-	-	-	-	8,173,889	8,173,889
Subtotal	<u>-</u>	<u>-</u>	<u>12,813,533</u>	<u>-</u>	<u>13,283,970</u>	<u>26,097,503</u>
Unassigned (deficit)	<u>-</u>	<u>-</u>	<u>-</u>	<u>-</u>	<u>(1,880,453)</u>	<u>(1,880,453)</u>
Total fund balances (deficit)	<u>\$ 25,208,353</u>	<u>\$ 1,812,910</u>	<u>\$48,298,078</u>	<u>\$ 9,580,139</u>	<u>\$54,387,701</u>	<u>\$ 139,287,181</u>

Restatement of Net Position

Governmental Activities net position has been restated to correct an error in capital asset reporting.

Governmental Activities net position, June 30, 2022 (as previously reported)	\$ 194,150,048
Add: Adjustment for capital asset reporting	<u>(18,178,050)</u>
Net position, June 30, 2022 (as restated)	<u>\$ 175,971,998</u>

This restatement reduced governmental activities depreciation expense for fiscal year 2022 by \$863,470, thereby increasing the change in net position for 2022 by \$863,470.

Evansville-Vanderburgh School Corporation

Notes to Financial Statements
June 30, 2023

4. Other Information

Employees' Retirement System

Public Employees' Retirement Fund

The School Corporation participates in the Public Employees' Retirement Fund (PERF) and Teacher's Retirement Fund (TRF). The information for these funds are summarized below:

	<u>Net Pension Liability</u>	<u>Deferred Outflows of Resources</u>	<u>Deferred Inflows of Resources</u>	<u>Pension Expense</u>
PERF	\$ 23,848,647	\$ 12,568,541	\$ 1,298,954	\$ 3,321,114
TRF	<u>13,270,965</u>	<u>25,352,201</u>	<u>9,741,223</u>	<u>4,711,458</u>
Total	<u>\$ 37,119,612</u>	<u>\$ 37,920,742</u>	<u>\$ 11,040,177</u>	<u>\$ 8,032,572</u>

Plan Description

The School Corporation participates in the Public Employees' Retirement Fund, a cost-sharing multiple-employer defined benefit plan effective July 1, 2013 based on 35 IAC 21-1-1, 35 IAC 21-1-2 and amended IC 5-10.2-2-11(b). PERF was established to provide retirement, disability and survivor benefits to full-time employees of the State of Indiana not covered by another plan, those political subdivisions that elect to participate in the retirement plan and certain INPRS employees. Political subdivisions mean a county, city, town, township, political body corporate, public school corporation, public library, public utility of a county, city, town, township and any department of, or associated with, a county, city, town or township, which department receives revenue independently of, or in addition to, funds obtained from taxation. There are two plans under PERF. The first is the Public Employees' Defined Benefit Plan (PERF Hybrid Plan) and the second is the My Choice Retirement Savings Plan for Public Employees (My Choice). Details of the PERF Hybrid Plan are described below. First time new employees hired by the State or a participating political subdivision who offers a choice have a onetime election to join either the PERF Hybrid plan or PERF My Choice.

PERF Hybrid Plan Description

The PERF Hybrid Plan was established by the Indiana Legislature in 1945 and is governed by the INPRS Board of Trustees in accordance with Indiana Code (IC) 5-10.2, IC 5-10.3, and IC 5-10.5. There are two (2) aspects to the PERF Hybrid Plan defined benefit structure. The first portion is the monthly defined benefit pension that is funded by the employer. The second portion of the PERF Hybrid Plan benefit structure is the Public Employees' Hybrid Members Defined Contribution Account (DC Account), formerly known as the Annuity Savings Account (ASA), which supplements the defined benefit at retirement.

Evansville-Vanderburgh School Corporation

Notes to Financial Statements
June 30, 2023

Contributions

Members are required to contribute 3% of their annual covered salary to their defined contribution account. The Primary Government is required to contribute at an actuarially determined rate; the current rate for calendar year 2022 is 11.20% of annual covered payroll. The contribution requirements of plan members and the Primary Government are established and may be amended by the INPRS Board of Trustees. The actuarial amount, when combined with employee contributions, is expected to finance the costs of benefits earned by employees during the year, with an additional amount to finance any unfunded accrued liability. Contributions to the PERF plan from the School Corporation were \$5,282,702 the fiscal year ended June 30, 2023.

INPRS administers the plan and issues a publicly available financial report that includes financial statements and required supplemental information for the plan as a whole and for its participants. The report is available online at <http://www.inprs.in.gov> or can be obtained by contacting:

Indiana Public Retirement System
1 N Capital Street, Suite 001
Indianapolis, IN 46204
ph. (888) 526-1687

Retirement Benefits

The PERF Hybrid Plan retirement benefit consists of the sum of a defined pension benefit provided by employer contributions plus the amount credited to the member's DC Account. Pension benefits vest after 10 years of creditable service. The vesting period is eight (8) years for certain elected officials. Members are immediately vested in their annuity savings account. At retirement, a member may choose to receive a lump sum payment of the amount credited to the member's annuity savings account, receive the amount as an annuity, or leave the contributions invested with INPRS. Vested PERF members leaving a covered position, who wait 30 days after termination, may withdraw their DC Account and will not forfeit creditable service or a full retirement benefit. However, if a member is eligible for a full retirement at the time of the withdrawal request, he/she will have to begin drawing his/her pension benefit in order to withdraw the DC Account. A nonvested member who terminates employment prior to retirement may withdraw his/her DC Account after 30 days, but by doing so, forfeits his/her creditable service. A member who returns to covered service and works no less than six (6) months in a covered position may reclaim his/her forfeited creditable service.

A member who has reached age 65 and has at least 10 years of creditable service is eligible for normal retirement and, as such, is entitled to 100% of the pension benefit component. This annual pension benefit is equal to 1.1% times the average annual compensation times the number of years of creditable service. The average annual compensation in this calculation uses the highest 20 calendar quarters of salary in a covered position. All 20 calendar quarters do not need to be continuous, but they must be in groups of four (4) consecutive calendar quarters. The same calendar quarter may not be included in two (2) different groups. For PERF members who serve as an elected official, the highest one (1) year (total of four (4) consecutive quarters) of annual compensation is used. Member contributions paid by the employer on behalf of the member and severance pay up to \$2,000 are included as part of the member's annual compensation.

A member who has reached age 60 and has at least 15 years of creditable service is eligible for normal retirement and, as such, is entitled to 100% of the pension benefit. A member who is at least 55 years old and whose age plus number of years of creditable service is at least 85 is entitled to 100% of the benefits as described above.

Evansville-Vanderburgh School Corporation

Notes to Financial Statements

June 30, 2023

A member who has reached at least age 50 and has at least 15 years of creditable service is eligible for early retirement with a reduced pension. A member retiring early receives a percentage of the normal annual pension benefit. The percentage of the pension benefit at retirement remains the same for the member's lifetime. For age 59, the early retirement percentage of the normal annual pension benefit is 89%. This amount is reduced five (5) percentage points per year (e.g., age 58 is 84%) to age 50 being 44%.

The monthly pension benefits for members in pay status may be increased periodically as cost of living adjustments (COLA). Such increases are not guaranteed by statute and have historically been provided on an "ad hoc" basis and can only be granted by the Indiana General Assembly.

Disability and Survivor Benefits

The PERF Hybrid Plan also provides disability and survivor benefits. A member who has at least five (5) years of creditable service and becomes disabled while in active service, on FMLA leave, receiving workers' compensation benefits, or receiving employer-provided disability insurance benefits may retire for the duration of the disability, if the member has qualified for social security disability benefits and has furnished proof of the qualification. The disability benefit is calculated the same as that for a normal retirement without reduction for early retirement. The minimum benefit is \$180 per month, or the actuarial equivalent.

Upon the death in service of a member with 15 or more years of creditable service as of January 1, 2007, a survivor benefit may be paid to the surviving spouse to whom the member had been married for two (2) or more years, or surviving dependent children under the age of 18. This payment is equal to the benefit which would have been payable to a beneficiary if the member had retired at age 50 or at death, whichever is later, under an effective election of the joint and survivor option available for retirement benefits. A surviving spouse or surviving dependent children are also entitled to a survivor benefit upon the death in service after January 1, 2007, of a member who was at least 65 years of age and had at least 10 but not more than 14 years of creditable service.

Retirement Benefits – My Choice

Members are required to participate in My Choice. The My Choice DC Account consists of the member's contributions, set by statute at three (3)% of compensation as defined by IC 5-10.2-3-2 for PERF, plus the interest/earnings or losses credited to the member's account. The employer may elect to make the contributions on behalf of the member. The School Corporation has elected to make the contributions on behalf of the member. In addition, under certain conditions, members may elect to make additional voluntary contributions of up to 10% of their compensation into their DC Account. A member's contributions and interest credits belong to the member and do not belong to the State or political subdivision.

Evansville-Vanderburgh School Corporation

Notes to Financial Statements
June 30, 2023

Net Pension Liability

At June 30, 2023, the School Corporation reported a Liability of \$23,848,647 for its proportionate share of the net pension Liability. The net pension liability was measured as of June 30, 2022 and the total pension liability used to calculate the net pension liability was determined by an actuarial valuation as of that date. The School Corporation's proportion of the total was measured on the ratio of the wages reported by employers relative to the collective wages of the plan. This basis of allocation measures the proportionate relationship of an employer to all employers and is consistent with the manner in which contributions to the pension plan are determined. The plan does not have a special funding situation, as there is not a nonemployer contributing entity legally responsible for making contributions that are used to provide pension benefits to members of the pension plan. At June 30, 2023, the School Corporation's proportion was 0.75618%, an increase of .02368% from 0.73250% as of June 30, 2022. The net pension liability as of June 30, 2023 is calculated as set forth in the following table:

	PERF Plan Total
Net pension liability, beginning	\$ 9,638,584
Differences between projected and actual experience	286,350
Net difference between projected and actual investment	15,457,997
Change of assumptions	(473,408)
Changes in proportion and differences between employer contributions and proportionate share of contributions	476,724
Pension expense	3,321,114
Contributions	<u>(4,858,714)</u>
Net pension liability, ending	<u>\$ 23,848,647</u>

Deferred Outflows of Resources and Deferred Inflows of Resources

At June 30, 2023, the School Corporation reported deferred outflows of resources and deferred inflows of resources related to pensions from the following sources:

	Deferred Outflows of Resources	Deferred Inflows of Resources
Differences between expected and actual experience	\$ 514,263	\$ 90,700
Changes in assumptions	3,230,180	1,020,325
Net differences between projected and actual earnings on pension plan investments	2,943,176	-
Changes in proportion and differences between employer contributions and proportionate share of contributions	598,220	187,929
Employer contributions subsequent to the measurement date	<u>5,282,702</u>	<u>-</u>
Total	<u>\$ 12,568,541</u>	<u>\$ 1,298,954</u>

Evansville-Vanderburgh School Corporation

Notes to Financial Statements

June 30, 2023

\$5,282,702 reported as deferred outflows related to pension resulting from the Employer's contributions subsequent to the measurement date will be recognized as a reduction of the net pension liability in the year ended June 30, 2024. Other amounts reported as deferred outflows of resources and deferred inflows of resources related to pension will be recognized in pension expense as follows:

Years Ending June 30:	Deferred Outflows of Resources and Deferred Inflows of Resources (Net)
2023	\$ 1,089,545
2024	2,109,025
2025	(324,995)
2026	3,113,310

Pension Expense

The School Corporation recognized pension expense for the following proportionate share of pension expense:

Pension Expense	
Proportionate share of plan pension expense	\$ 3,049,369
Net amortization of deferred amounts from changes in proportion and differences between employer contributions and proportionate share of contributions	<u>271,745</u>
Total	<u><u>\$ 3,321,114</u></u>

Evansville-Vanderburgh School Corporation

Notes to Financial Statements
June 30, 2023

Key Methods and Assumptions

Key methods and assumptions used in calculating the total pension liability in the latest actuarial valuations are presented below:

Valuation Date	
Assets	June 30, 2022
Liabilities	June 30, 2021 - Member census data as of June 30, 2022 was used in the valuation and adjusted, where appropriate, to reflect changes between June 30, 2021 and June 30, 2022. Standard actuarial roll forward techniques were then used to project the total pension liability computed as of June 30, 2021 to the June 30, 2022 measurement date.
Actuarial Cost Method	Entry Age Normal (Level percent of payroll)
Experience Study Date	Period of 5 years ended June 30, 2019
Investment Rate of Return	6.25%, net of investment expense, including inflation
Cost of Living Increases	Beginning January 1, 2024 - 0.40% Beginning January 1, 2034 - 0.50% Beginning January 1, 2039 - 0.60%
Salary increases, including inflation	2.65%-8.65%
Inflation	2.00%
Mortality:	
Healthy	Pub-2010 Public Retirement Plans Mortality Tables with a fully generational projection of mortality improvements using SOA Scale MP-2019.
Disabled	Pub-2010 Public Retirement Plans Mortality Tables with a fully generational projection of mortality improvements using SOA Scale MP-2019.
Funding policy location	www.in.gov/inprs/files/INPRS_Funding_Policy.pdf

Evansville-Vanderburgh School Corporation

Notes to Financial Statements

June 30, 2023

Change in Assumptions

There were no changes to the assumptions during the fiscal year.

Changes in Actuarial Methods

There were no changes to the actuarial methods during the fiscal year.

Plan Amendments

There were no changes to the plan provisions during the fiscal year.

Long-Term Return Expectation

The long-term return expectation has been determined by using a building-block approach and assumes a time horizon, as defined by INPRS Investment Policy Statement. A forecasted rate of inflation serves as the baseline for the return expectation. Various real return premiums over the baseline inflation rate have been established and the long-term expected nominal rate of return has been determined by calculating a weighted average of the expected real return premiums for each asset class, adding the projected inflation rate and adding the expected return from rebalancing uncorrelated asset classes.

Global Asset Class	Long-Term Expected Rate of Return (Geometric Basis)	Target Asset Allocation
Public Equity	3.6%	20.0%
Private Markets	7.7	15.0
Fixed Income, Ex Inflation-Linked	1.4	20.0
Fixed Income, Inflation-Linked	(0.3)	15.0
Commodities	0.9	10.0
Real Estate	3.7	10.0
Absolute Return	2.1	5.0
Risk Parity	3.8	20.0
Leverage Offset	(1.7)	(15.0)

Discount Rate

The discount rate used to measure the total pension liability was 6.25% as of the measurement date of June 30, 2022 and is equal to the long-term expected return on plan investments. The projection of cash flows used to determine the discount rate assumed that employee contributions will be made at the current contribution rate and that participating employer contributions will be made at contractually required rates, actuarially determined. Based on those assumptions, the pension plan's fiduciary net position was projected to be available to make all projected future benefit payments of current active and inactive employees. Therefore, the long-term expected rate of return on pension plan investments was applied to all periods of projected benefit payments to determine the total pension liability.

Evansville-Vanderburgh School Corporation

Notes to Financial Statements
June 30, 2023

Sensitivity of the School Corporation's Proportionate Share of the Net Pension Liability to Changes in the Discount Rate

For the June 30, 2022 measurement date, the following presents the School Corporation's proportionate share of the net pension liability calculated using the discount rate of 6.25%, as well as what the School Corporation's proportionate share of the net pension liability would be if it were calculated using a discount rate that is 1-percentage-point lower (5.25%) or 1-percentage-point higher (7.25%) than the current rate:

	<u>1% Decrease to Discount Rate (5.25%)</u>	<u>Current Discount Rate (6.25%)</u>	<u>1% Increase to Discount Rate (7.25%)</u>
School Corporation's proportionate share of the net pension liability (asset)	\$40,289,095	\$23,848,647	\$10,136,117

Pension Plan Fiduciary Net Position

Detailed information about the pension plan's fiduciary net position is available in the separately issued INPRS Annual Comprehensive Financial Report and Actuarial Valuations. These reports can be found at:

https://www.in.gov/inprs/files/2022ActuarialReport_PERF.pdf
https://www.in.gov/inprs/files/INPRSConsolidatedAR_FY22.pdf

Teacher's Retirement Fund

Plan Description

Teacher's Retirement Fund (TRF) is a cost-sharing, multiple-employer defined benefit fund providing retirement, disability and survivor benefits. Membership in TRF is required for all legally qualified and regularly employed licensed teachers who serve in the public schools of Indiana, teachers employed by the state at state institutions and certain INPRS personnel. Faculty members and professional employees at Ball State University and Vincennes University have the option of selecting membership in the Fund or an alternate University plan not administered by INPRS. Membership in Teacher's Retirement Fund '96 Defined Benefit (TRF '96 DB) plan is optional for teachers employed by charter schools, employees and officials of the Indiana State Board of Education who were Indiana licensed teachers before their employment with the Board and teachers employed by special management teams as defined under IC 20-31. Administration of the fund is generally in accordance with IC 5-10.2, IC 5-10.4, 35 IAC 14 and other Indiana pension law. TRF '96 DB is a component of the Teachers' Hybrid Plan.

Retirement Benefits - Defined-Benefit Pension

The TRF Plan retirement benefit consists of the sum of the defined pension benefit provided by the employer contributions plus the amount credited to the member's DC Account.

Evansville-Vanderburgh School Corporation

Notes to Financial Statements

June 30, 2023

Pension benefits vest after 10 years of creditable service. Members are immediately vested in their annuity savings account. At retirement, a member may choose to receive a lump sum payment of the amount credited to the member's annuity savings account, receive the amount as an annuity, or leave the contributions invested with INPRS. Vested TRF members leaving a covered position, who wait 30 days after termination, may withdraw their annuity savings account and will not forfeit creditable service or a full retirement benefit. However, if a member is eligible for a full retirement at the time of the withdrawal request, he/she will have to begin drawing his/her pension benefit in order to withdraw the annuity savings account. A nonvested member who terminates employment prior to retirement may withdraw his/her annuity savings account after 30 days, but by doing so, forfeits his/her creditable service. A member who returns to covered service and works no less than six (6) months in a covered position may reclaim his/her forfeited creditable service.

A member who has reached age 65 and has at least 10 years of creditable service is eligible for normal retirement and, as such, is entitled to 100% of the pension benefit component. This annual pension benefit is equal to 1.1% times the average annual compensation times the number of years or creditable service. The average annual compensation in this calculation uses the highest 20 calendar quarters of salary in a covered position. All 20 calendar quarters do not need to be continuous, but they must be in groups of four (4) consecutive calendar quarters. The same calendar quarter may not be included in two (2) difference groups. Member contributions paid by the employer on behalf of the member and severance pay up to \$2,000 are included as part of the member's annual compensation.

A member who has reached age 60 and has at least 15 years of creditable service is eligible for early retirement and, as such, is entitled to 100% of the pension benefit. A member who is at least 55 years old and whose age plus number of years of creditable services is at least 85 is entitled to 100% of the benefits described above.

A member who has reached at least age 50 and has at least 15 years of creditable service is eligible for early retirement with a reduced pension. A member retiring early receives a percentage of the normal annual pension benefit. The percentage of the pension benefit at retirement remains the same for the member's lifetime. For age 59, the early retirement percentage of the normal annual pension benefit is 89%. This amount is reduced five (5) percentage points per year (e.g., age 58 is 84%) to age 50 being 44%.

The monthly pension benefits for members in pay status may be increased periodically as cost of living adjustments (COLA). Such increases are not guaranteed by statute and have historically been provided on an "ad hoc" basis and can only be granted by the Indiana General Assembly.

Retirement Benefits - Disability and Survivor Benefits

The TRF Plan also provides disability and survivor benefits. A member who has at least five (5) years of creditable service and becomes disabled while in active service, on FMLA leave, receiving workers' compensation benefits, or receiving employer-provided disability insurance benefits may retire for the duration of the disability, if the member has qualified for social security disability benefits and has furnished proof of the qualification. TRF classroom disability may be available for those who do not qualify for social security disability guidelines. The disability benefit is calculated the same as that for a normal retirement without reduction for early retirement. The minimum benefit is \$180 per month, or the actuarial equivalent.

Evansville-Vanderburgh School Corporation

Notes to Financial Statements

June 30, 2023

Upon the death in service of a member with 15 or more years of creditable service as of January 1, 2007, a survivor benefit may be paid to the surviving spouse to whom the member had been married for two (2) or more years, or surviving dependent children under the age of 18. This payment is equal to the benefit which would have been payable to a beneficiary if the member had retired at age 50 or at death, whichever is later, under an effective election of the joint and survivor option available for retirement benefits. A surviving spouse or surviving dependent children are also entitled to a survivor benefit upon the death in service after January 1, 2007, of a member who was at least 65 years of age and had at least 10 but not more than 14 years of creditable service.

Contributions

Members are required to contribute 3% of their annual covered salary. The School Corporation is required to contribute at an actuarially determined rate; the rate for fiscal year 2022 was 5.70% of annual covered payroll. The contribution requirements of plan members and the Primary Government are established and may be amended by the INPRS Board of Trustees. The actuarial amount, when combined with employee contributions, is expected to finance the costs of benefits earned by employees during the year, with an additional amount to finance any unfunded accrued liability.

The School Corporation contributes the employer's share to TRF for certified employees employed under a federally funded program and all the certified employees hired after July 1, 1995. The School Corporation currently receives partial funding, through the school funding formula, from the State of Indiana for this contribution. The employer's share of contributions for certified personnel who are not employed under a federally funded program and were hired before July 1, 1995, is considered to be an obligation of, and is paid by, the State of Indiana. Contributions to the TRF plan from the School Corporation were \$5,215,424 for the year ended June 30, 2023.

Evansville-Vanderburgh School Corporation

Notes to Financial Statements
June 30, 2023

Pension Liability, Pension Expense, and Deferred Outflows of Resources and Deferred Inflows of Resources Related to Pensions

For purposes of measuring the net pension liability, deferred outflows of resources and deferred inflows of resources related to pensions and pension expense, information about the fiduciary net position of the Indiana Public Retirement System (INPRS) and additions to/deductions from INPRS's fiduciary net position have been determined on the same basis as they are reported by INPRS. For this purpose, benefit payments (including refunds of employee contributions) are recognized when due and payable in accordance with the benefit terms. Investments are reported at fair value. At June 30, 2023, the School reported a liability of \$13,270,965 for its proportionate share of the net pension liability. The net pension liability was measured as of June 30, 2022 and the total pension liability used to calculate the net pension liability was determined by an actuarial valuation as of that date. The School's proportion of the net pension liability was based on the School's reported wages as a proportion of total collective reported wages for all employers. At June 30, 2023, the School's proportion was 2.01548%, a decrease of .05985% from 2.07533% as of June 30, 2022. The net pension liability as of June 30, 2023 is calculated as set forth in the following table:

	<u>TRF Plan Total</u>
Net pension asset beginning	\$ (9,749,735)
Differences between projected and actual experience	1,792,546
Net difference between projected and actual investment	21,544,985
Change of assumptions	(961,473)
Changes in proportion and differences between employer contributions and proportionate share of contributions	134,260
Pension expense	4,711,458
Contributions	<u>(4,201,076)</u>
Net pension liability ending	<u>\$ 13,270,965</u>

For the year ended June 30, 2023, the School Corporation recognized pension expense of \$4,711,458 for the TRF Fund. A breakdown of the pension expense is shown below:

<u>Pension Expense</u>	
Proportionate share of plan pension expense	\$ 4,904,973
Net amortization of deferred amounts from changes in proportion and differences between employer contributions and proportionate share of contributions	<u>(193,515)</u>
Total	<u>\$ 4,711,458</u>

Evansville-Vanderburgh School Corporation

Notes to Financial Statements
June 30, 2023

At June 30, 2023, the School Corporation reported deferred inflows of resources and deferred outflows of resources related to pensions from the following services:

	Deferred Outflows of Resources	Deferred Inflows of Resources
Differences between expected and actual experience	\$ 4,089,069	\$ 2,702,535
Changes in assumptions	11,014,751	4,577,097
Net differences between projected and actual earnings on pension plan investments	4,216,784	-
Changes in proportion and differences between employer contributions and proportionate share of contributions	816,173	2,461,591
Employer contributions subsequent to the measurement date	<u>5,215,424</u>	<u>-</u>
Total	<u>\$ 25,352,201</u>	<u>\$ 9,741,223</u>

\$5,215,424 reported as deferred outflows related to pension resulting from the Employer's contributions subsequent to the measurement date will be recognized as a reduction of the net pension liability (asset) in the year ended June 30, 2024. Other amounts reported as deferred outflows of resources and deferred inflows of resources related to pension will be recognized in pension expense as follows:

Years Ending June 30,	Deferred Outflows of Resources and Deferred Inflows of Resources (Net)
2023	\$ 898,460
2024	1,036,795
2025	1,804
2026	4,790,397
2027	562,660
Thereafter	3,105,436

Evansville-Vanderburgh School Corporation

Notes to Financial Statements
June 30, 2023

Actuarial Assumptions

Inflation:	2.00%
Salary increases, including inflation:	2.65% - 11.90%, based on years of service
Cost of Living Increases:	2020-2021 - 13th check Beginning January 1, 2024 - 0.40% Beginning January 1, 2034 - 0.50% Beginning January 1, 2039 - 0.60%
Mortality:	Pub-2010 Public Retirement Plans Mortality Tables with a fully generational project of mortality improvements using SOA Scale MP-2019.

The actuarial assumptions used in the June 30, 2023 valuation of the Teachers' 1996 Defined Benefit Account were adopted by the INPRS Board in April 2022. The majority of the actuarial assumptions and methods are based on plan experience from July 1, 2014 through June 30, 2019 and were first used in the June 30, 2020 valuation. The INPRS Board adopted a funding policy in April 2014, and the policy was last updated in June 2022.

Changes in Assumption

- There were no changes to the assumptions during the fiscal year.

Changes in Actuarial Methods

- There were no changes to the actuarial methods during the fiscal year.

Changes in Plan Provisions

- There were no changes to the plan provisions during the fiscal year.

Evansville-Vanderburgh School Corporation

Notes to Financial Statements
June 30, 2023

Long-Term Return Expectation

For the measurement date of June 30, 2022, the long-term return expectation has been determined by using a building-block approach and assumes a time horizon, as defined by INPRS Investment Policy Statement. A forecasted rate of inflation serves as the baseline for the return expectation. Various real return premiums over the baseline inflation rate have been established and the long-term expected nominal rate of return has been determined by calculating a weighted average of the expected real return premiums for each asset class, adding the projected inflation rate and adding the expected return from rebalancing uncorrelated asset classes.

Global Asset Class	Long-Term Expected Rate of Return (Geometric Basis)	Target Asset Allocation
Public Equity	3.6%	20.0%
Private Markets	7.7	15.0
Fixed Income, Ex Inflation-Linked	1.4	20.0
Fixed Income, Inflation-Linked	(0.3)	15.0
Commodities	0.9	10.0
Real Estate	3.7	10.0
Absolute Return	2.1	5.0
Risk Parity	3.8	20.0
Leverage Offset	(1.7)	(15.0)

Discount Rate

The discount rate used to measure the total pension liability was 6.25% as of the measurement date of June 30, 2022 and is equal to the long-term expected return on plan investments.

Based on those assumptions, the pension plan's fiduciary net position was projected to be available to make all projected future benefit payments of current active and inactive employees. Therefore, the long-term expected rate of return on pension plan investments was applied to all periods of projected benefit payments to determine the total pension liability.

Sensitivity of the School Corporation's Proportionate Share of the Net Pension Liability (Asset) to Changes in the Discount Rate

For the June 30, 2022 measurement date, the following presents the School Corporation's proportional share of the net pension liability (asset) calculated using the discount rate of 6.25%, as well as what the School Corporation's proportionate share of the net pension liability (asset) would be if it were calculated using a discount rate that is 1-percentage-point lower (5.25%) or 1-percentage-point higher (7.25%) than the current rate:

	1% Decrease to Discount Rate (5.25%)	Current Discount Rate (6.25%)	1% Increase to Discount Rate (7.25%)
School Corporation's proportionate share of the net pension (asset) liability	\$42,248,697	\$13,270,965	\$(10,127,543)

Evansville-Vanderburgh School Corporation

Notes to Financial Statements
June 30, 2023

INPRS issues publicly available financial information that includes financial statements and required supplementary information for the PERF and TRF plans that can be found at:

https://www.in.gov/inprs/files/INPRSAnnualReportBook_FY22.pdf

Teachers' Pre-96 Retirement Fund

Plan Description. The School Corporation participates in the Teachers' Pre-1996 Defined Benefit Account, a pay-as-you-go, cost-sharing, multiple-employer defined benefit fund providing retirement, disability and survivor benefits for teachers, administrators and certain INPRS employees. Administration of the account is generally in accordance with IC 5-10.2, IC 5-10.4 and 35 IAC 14. TRF Pre-'96 DB is the employer-funded defined benefit component of the Teachers' Hybrid Plan, and the Teachers' Hybrid Members Defined Contribution Account (see Defined Contribution Funds section) is the other component. Membership in TRF Pre-96 is closed to new entrants in accordance with GASB Cod.P20.178(b).

The state of Indiana assumes 100% of the net pension liability for the plan. The net pension liability associated with Evansville Vanderburgh School Corporation is \$241,990,227, as of the June 30, 2022 valuation date.

The School Corporation's share of nonemployer contributing entity contributions made by the State of Indiana was \$41,938,754 for the measurement period ended June 30, 2022 and is recognized at the fund level as both a revenue and expense.

Retirement Benefits

Defined Benefit Pension. Pension benefits vest after 10 years of creditable service. Members are immediately vested in their annuity savings account. At retirement, a member may choose to receive a lump sum payment of the amount credited to the member's annuity savings account, receive the amount as an annuity, or leave the contributions invested with INPRS. Vested Pre-96 TRF members leaving a covered position, who wait 30 days after termination, may withdraw their annuity savings account and will not forfeit creditable service or a full retirement benefit. However, if a member is eligible for a full retirement at the time of the withdrawal request, he/she will have to begin drawing his/her pension benefit in order to withdraw the annuity savings account. A nonvested member who terminates employment prior to retirement may withdraw his/her annuity savings account after 30 days, but by doing so, forfeits his/her creditable service. A member who returns to covered service and works no less than six (6) months in a covered position may reclaim his/her forfeited creditable service.

A member who has reached age 65 and has at least 10 years of creditable service is eligible for normal retirement and, as such, is entitled to 100% of the pension benefit component. This annual pension benefit is equal to 1.1% times the average annual compensation times the number of years or creditable service. The average annual compensation in this calculation uses the highest 20 calendar quarters of salary in a covered position. All 20 calendar quarters do not need to be continuous, but they must be in groups of four (4) consecutive calendar quarters. The same calendar quarter may not be included in two (2) difference groups. Member contributions paid by the employer on behalf of the member and severance pay up to \$2,000 are included as part of the member's annual compensation.

A member who has reached age 60 and has at least 15 years of creditable service is eligible for early retirement and, as such, is entitled to 100% of the pension benefit. A member who is at least 55 years old and whose age plus number of years of creditable services is at least 85 is entitled to 100% of the benefits described above.

Evansville-Vanderburgh School Corporation

Notes to Financial Statements

June 30, 2023

A member who has reached at least age 50 and has at least 15 years of creditable service is eligible for early retirement with a reduced pension. A member retiring early receives a percentage of the normal annual pension benefit. The percentage of the pension benefit at retirement remains the same for the member's lifetime. For age 59, the early retirement percentage of the normal annual pension benefit is 89%. This amount is reduced five (5) percentage points per year (e.g., age 58 is 84%) to age 50 being 44%.

The monthly pension benefits for members in pay status may be increased periodically as cost of living adjustments (COLA). Such increases are not guaranteed by statute and have historically been provided on an "ad hoc" basis and can only be granted by the Indiana General Assembly.'

Retirement Benefits - Disability and Survivor Benefits

The Pre-96 TRF Plan also provides disability and survivor benefits. A member who has at least five (5) years of creditable service and becomes disabled while in active service, on FMLA leave, receiving workers' compensation benefits, or receiving employer-provided disability insurance benefits may retire for the duration of the disability, if the member has qualified for social security disability benefits and has furnished proof of the qualification. Pre-96 TRF classroom disability may be available for those who do not qualify for social security disability guidelines. The disability benefit is calculated the same as that for a normal retirement without reduction for early retirement. The minimum benefit is \$180 per month, or the actuarial equivalent.

Upon the death in service of a member with 15 or more years of creditable service as of January 1, 2007, a survivor benefit may be paid to the surviving spouse to whom the member had been married for two (2) or more years, or surviving dependent children under the age of 18. This payment is equal to the benefit which would have been payable to a beneficiary if the member had retired at age 50 or at death, whichever is later, under an effective election of the joint and survivor option available for retirement benefits. A surviving spouse or surviving dependent children are also entitled to a survivor benefit upon the death in service after January 1, 2007, of a member who was at least 65 years of age and had at least 10 but not more than 14 years of creditable service.

Contributions

The Pre-96 TRF Plan is funded 100% from the State of Indiana through contributions as required by statute.

Pension Liabilities, Pension Expense and Deferred Outflows of Resources and Deferred Inflows of Resources Related to Pensions

For purposes of measuring the net pension liability, deferred outflows of resources and deferred inflows of resources related to pensions and pension expense, information about the fiduciary net position of the Indiana Public Retirement System (INPRS) and additions to/deductions from INPRS's fiduciary net position have been determined on the same basis as they are reported by INPRS. For this purpose, benefit payments (including refunds of employee contributions) are recognized when due and payable in accordance with the benefit terms. Revenue was recognized for the contributions made by the State on behalf of the School Corporation in accordance with GASB Cod. P20.182(j). Investments are reported at fair value. At June 30, 2023, the net pension liability is assumed by the State of Indiana and the School Corporation does not report any liability for the pension liability.

Evansville-Vanderburgh School Corporation

Notes to Financial Statements
June 30, 2023

For the year ended June 30, 2023, the School Corporation recognized pension expense and revenue of \$14,769,526 for the Pee-96 TRF Fund on the government-wide statements. No amounts were recognized for deferred outflows of resources and deferred inflows of resources.

Inflation:	2.00%
Salary increases, including inflation:	2.65% - 11.90%, based on years of service
Cost of Living Increases:	2020-2021 - 13th check
	Beginning January 1, 2024 - 0.40%
	Beginning January 1, 2034 - 0.50%
	Beginning January 1, 2039 - 0.60%
Mortality:	Pub-2010 Public Retirement Plans Mortality Tables with a fully generational project of mortality improvements using SOA Scale MP-2019.

The actuarial assumptions used in the June 30, 2022 valuation of the Teachers' Pre-1996 Defined Benefit Account were adopted by the INPRS Board in April 2022. The majority of the actuarial assumptions and methods are based on plan experience from July 1, 2014 through June 30, 2019 and were first used in the June 30, 2020 valuation. The INPRS Board adopted a funding policy in April 2014, and the policy was last updated in June 2022.

Changes in Assumption

There were no changes in assumptions during the fiscal year.

Changes in Actuarial Methods

There were no changes to the actuarial methods during the fiscal year.

Changes in Plan Provisions

There were no changes to the plan provisions during the fiscal year.

Discount Rate

The discount rate used to measure the total pension liability was 6.25%, based on the June 30, 2022 measurement date. The projection of cash flows used to determine the discount rate assumed that employee contributions will be made at the current contribution rate and that contributions from units will be made at contractually required rates, actuarially determined.

Based on those assumptions, the pension plan's fiduciary net position was projected to be available to make all projected future benefit payments of current active and inactive employees. Therefore, the long-term expected rate of return on pension plan investments was applied to all periods of projected benefit payments to determine the total pension liability.

Defined Contribution Plans

The School Corporation provides a 403(b)-retirement plan for all employees and matches up to a maximum of 3% of their salary for eligible groups. These benefits pose a liability to the School Corporation for this year and in future years. Information regarding the benefits can be obtained by contacting the School Corporation who has the authority under which benefits, and contribution requirements are established or can be amended. The School Corporation made ongoing contributions of \$1,169,147 to the plan during the year under audit.

Evansville-Vanderburgh School Corporation

Notes to Financial Statements
June 30, 2023

The School Corporation also provided a 401(a) plan for certified staff and administrators. Those accounts vest based on the employee's hire date. For pre-7/1/04 hires at 50 years of age by December 31st of the year preceding retirement, with a minimum of 10 consecutive years of service with EVSC, and retirement notification by February 1st. This group was also entitled to a sick day buyout per CBA annually at the end of each academic year and upon retirement for the remainder of the balance of days. For post-7/1/04 hires, a 1% ongoing contribution was given and vesting occurred after 5 consecutive years of EVSC service. All monies from 401(a) accounts of certified staff and administrators who leave the corporation prior to becoming vested is placed into a school district forfeiture account. Monies available in the school district 401(a) forfeiture account are equally distributed among active 401(a) participants by August 1st each year. Information regarding the benefits can be obtained by contacting the School Corporation who has the authority under which benefits, and contribution requirements are established or can be amended.

The School Corporation made ongoing contributions of \$715,202 to the plan during the year under audit.

The School Corporation provides a VEBA (voluntary employees' beneficiary association) trust account for certified staff and administrators for retirement health care expenses. Those accounts vest based on the employee's hire date. For pre-7/1/04 hires at 55 years of age by June 30th of the year in which they retire, with a minimum of 17 creditable years of service, and retirement notification by February 1st. For post-7/1/04 hires, a 1% ongoing contribution was given and vesting occurred after 5 consecutive years of EVSC service. Once vesting is met they will be entitled to use funds from the VEBA account to pay health care expenses. In the past, the Board contributed a lump sum to the VEBA account for pre 7/1/04 hires but, those contributions are currently suspended. These benefits pose a liability to the School Corporation for this year and in future years. Information regarding the benefits can be obtained by contacting the School Corporation who has the authority under which benefits, and contribution requirements are established or can be amended. The School Corporation made contributions of \$1,025,539 to the plan during the year under audit.

Risk Management and Self Insurance

The School Corporation may be exposed to various risks of loss related to torts; theft of, damage to, and destruction of assets; errors and omissions; job-related illnesses or injuries to employees; medical benefits to employees, retirees and dependents; and natural disasters. These risks can be mitigated through the purchase of insurance, establishment of a self insurance fund and/or participation in a risk pool. The purchase of insurance transfers the risk to an independent third-party. The establishment of a self-insurance fund allows the School Corporation to set aside money for claim settlements. The purpose of participation in a risk pool is to provide a medium for the funding and administration of the risks.

All of these risks are covered through the purchase of commercial insurance, with minimal deductibles. Settled claims have not exceeded the commercial coverage in any of the past three years. There were no significant reductions in coverage compared to the prior year.

Self Insurance

The School Corporation has chosen to establish a risk financing fund for risks associated with risk of loss related to employee health claims for School Corporation employees. The risk financing fund is accounted for in the Internal Service Fund where assets are set aside for claim settlements. An excess policy through commercial insurance covers individual claims in excess of \$500,000 per year. Settled claims resulting from this risk did not exceed commercial insurance coverage in the past three years. A premium is charged to each fund that accounts for employee payroll. The total charge allocated to each of the funds is based primarily upon the percentage of each fund's current year payroll as it relates to total payroll and are reported as interfund services provided and used. Provisions are also made for unexpected and unusual claims.

Evansville-Vanderburgh School Corporation

Notes to Financial Statements

June 30, 2023

Claim expenditures and liabilities for the fund are reported when it is probable that a loss has occurred, and the amount of the loss can be reasonably estimated. Claim liabilities are calculated considering the effects of inflation, recent claim settlement trends including frequency and amounts of payouts and other economic and social factors.

Claims Liability

	<u>Prior Year</u>	<u>Current Year</u>
Unpaid claims, beginning	\$ 2,780,913	\$ 290,606
Current year claims and changes in estimates	32,462,512	32,612,918
Claim payments	<u>(34,952,819)</u>	<u>(31,333,244)</u>
Unpaid claims, ending	<u>\$ 290,606</u>	<u>\$ 1,570,280</u>

Commitments and Contingencies

Claims and judgments are recorded as liabilities if all the conditions of Governmental Accounting Standards Board pronouncements are met. The liability and expenditure for claims and judgments are only reported in governmental funds if it has matured. Claims and judgments are recorded in the government-wide statements and proprietary funds as expenses when the related liabilities are incurred.

From time to time, the School Corporation is party to various pending claims and legal proceedings. Although the outcome of such matters cannot be forecasted with certainty, it is the opinion of management and the School Corporation attorney that the likelihood is remote that any such claims or proceedings will have a material adverse effect on the School Corporation's financial position or results of operations.

The School Corporation has received federal and state grants for specific purposes that are subject to review and audit by the grantor agencies. Such audits could lead to requests for reimbursements to the grantor agency for expenditures disallowed under terms of the grants. Management believes such disallowances, if any, would be immaterial.

The School Corporation has active construction projects as of June 30, 2023. Work that has been completed on these projects but not yet paid for (including contract retainages) is reflected as accounts payable and expenditures.

Evansville-Vanderburgh School Corporation

Notes to Financial Statements
June 30, 2023

Other Postemployment Benefits

General Information about the OPEB Plan

Plan Description

The School Corporation's single employer defined benefit OPEB plan provides OPEB medical, dental and vision insurance coverage until age 65 or eligible for Medicare as follows:

- Teachers and Administrators: Age 55 with a minimum of 17 years of service
- Secretaries: Age 57 with a minimum of 18 years of service
- Custodian/Maintenance: Eligible at the earlier of age 56 with 10 years of service or PERF rule of 85
- Food and Nutrition: Age 50 with a minimum of 10 years of service
- Nurses: Age 60 with a minimum of 18 years of service
- Bus Drivers: Age 60 with a minimum of 20 years of service
- Individual Contract: Age 55 with a minimum of 20 years of service

The same benefits are available to retirees as active employees. All health plans are self-insured through the School Corporation. Retirees contribute the full retiree rates, with the exception of the following:

- The School Corporation contributes \$100 toward the monthly premium rate for secretaries
- If certain criteria is met, the district contributes \$100 toward the monthly premium for custodian/maintenance employees
- The School Corporation contributes \$50 toward the monthly premium rate for nurses

No assets were accumulated in a trust that meets the criteria in paragraph 4 of GASB Statement No. 75.

Because the OPEB plan is operated on a pay-as-you-go basis, the employer contributions consisted of the benefit payments made during the year of \$1,626,372.

Employees Covered by Benefit Terms

At June 30, 2023, the following employees were covered by the benefit terms:

Retiree participants	80
Active participants	<u>2,269</u>
Total participants	<u><u>2,349</u></u>

Evansville-Vanderburgh School Corporation

Notes to Financial Statements
June 30, 2023

Total OPEB Liability

The School Corporation's total OPEB liability of \$21,854,963 was measured as of January 1, 2023 for the fiscal year ending June 30, 2023, and was determined by an actuarial valuation as of that date.

Actuarial Assumptions and Other Inputs

The total OPEB liability in the June 30, 2023 actuarial valuation was determined using the following actuarial assumptions and other inputs, applied to all periods included in the measurement, unless otherwise specified:

Inflation	2.25% per year
Salary increases	General and teacher employees include a general wage inflation of 2.25% Merit increases range from 0.00% to 9.25%, dependent on years of service and employee type
Healthcare cost trend rates	7.0% in 2023 trending down to 4.5% in 2029 and beyond
Retirees' share of benefit-related costs	Retirees contribute the full retiree rates, excluding the individuals defined in the explicit subsidy section.

The discount rate was 4.31% based on 20 year municipal bond indices.

Under GASB 75, the discount rate used in valuing OPEB liabilities for unfunded plans as of the Measurement Date must be based on a yield for 20-year tax-exempt general obligation municipal bonds with an average rating of AA/Aa or higher (or equivalent quality on another rating scale). For the current valuation, the discount rate was selected from a range of indices from Bond Buyer GO 20-Bond Municipal Bond Index, S&P Municipal Bond 20-Year High Grade Rate Index and Fidelity 20-Year GO Municipal Bond Index.

Mortality Assumptions

- Healthy Teacher and Administrator retirees: SOA Pub-2010 Teacher Headcount-Weighted Mortality Table fully generational using Scale MP-2021
- Healthy General retirees: SOA Pub-2010 General Headcount-Weighted Mortality Table fully generational using Scale MP-2021
- Surviving Spouses: SOA Pub-2010 Continuing Survivor Headcount-Weighted Mortality Table fully generational using Scale MP-2021

No experience study was conducted for the actuarial valuation.

Evansville-Vanderburgh School Corporation

Notes to Financial Statements
June 30, 2023

Changes in the Total OPEB Liability

	<u>Total OPEB Liability</u>
Balances at June 30, 2022	\$ 29,012,841
Changes for the year:	
Service cost	1,242,519
Interest	662,551
Differences between expected and actual experience	(2,206,094)
Changes in assumptions or other inputs	(5,230,482)
Benefit payments	<u>(1,626,372)</u>
Net changes	<u>(7,157,878)</u>
Balances at June 30, 2023	<u>\$ 21,854,963</u>

Changes of assumptions and other inputs reflect a change in the discount rate from 2.25% at the beginning of the year and 4.31% at the end of the year.

Sensitivity of the Total OPEB Liability to Changes in the Discount Rate

The following presents the total OPEB liability of the School Corporation, as well as what the School Corporation's total OPEB liability would be if it were calculated using a discount rate that is 1-percentage-point lower (3.31%) or 1-percentage-point higher (5.31%) than the current discount rate:

	<u>1% Decrease (3.31%)</u>	<u>Discount Rate (4.31%)</u>	<u>1% Increase (5.31%)</u>
Total OPEB liability	\$ 24,192,115	\$ 21,854,963	\$ 19,830,128

Sensitivity of the Total OPEB Liability to Changes in the Healthcare Cost Trend Rates

The following presents the total OPEB liability of the School Corporation, as well as what the School Corporation's total OPEB liability would be if it were calculated using healthcare cost trend rates that are 1-percentage-point lower (6.0% decreasing to 3.5%) or 1-percentage-point higher (8.0% decreasing to 5.5%) than the current healthcare cost trend rates:

	<u>1% Decrease (6.0% Decreasing to 3.5%)</u>	<u>Healthcare Cost Trend Rates (7.0% Decreasing to 4.5%)</u>	<u>1% Increase (8.0% Decreasing to 5.5%)</u>
Total OPEB liability	\$ 19,150,405	\$ 21,854,963	\$ 25,141,545

Evansville-Vanderburgh School Corporation

Notes to Financial Statements
June 30, 2023

OPEB Expense and Deferred Outflows of Resources and Deferred Inflows of Resources Related to OPEB

For the year ended June 30, 2023, the School Corporation recognized an OPEB expense credit of \$134,026. At June 30, 2023, the School Corporation reported \$5,520,855 for deferred outflows and \$7,140,485 for deferred inflows related to OPEB. Amounts reported as deferred outflows of resources related to OPEB will be recognized in OPEB expense as follows:

	<u>Deferred Outflows of Resources</u>	<u>Deferred Inflows of Resources</u>
Differences between expected and actual experience	\$ 2,330,296	\$ 2,302,856
Changes of assumptions or other inputs	2,480,920	4,837,629
Contributions subsequent to the measurement date	<u>709,639</u>	<u>-</u>
Total	<u>\$ 5,520,855</u>	<u>\$ 7,140,485</u>
	Deferred Outflows of Resources and Deferred Inflows of Resources (Net)	
Years Ending June 30:		
2024	\$ (134,026)	
2025	(134,026)	
2026	(134,026)	
2027	(134,026)	
2028	(134,026)	
Thereafter	(1,659,136)	

Effect of New Accounting Standards on Future Period Financial statements

- Statement No. 99, *Omnibus 2022*
- Statement No. 100, *Accounting Changes and Error Corrections - an amendment of GASB Statement No. 62*
- Statement No. 101, *Compensated Absences*

The School Corporation is currently evaluating the effects, if any, these standards will have on its financial statements.

REQUIRED SUPPLEMENTARY INFORMATION

Evansville Vanderburgh School Corporation

Required Supplementary Information

Budgetary Comparison Schedule - Non-GAAP Budgetary Basis

Education Fund

Year Ended June 30, 2023

	Budgeted Amounts		Actual Budgetary Basis Amounts	Variance with Final Budget Positive (Negative)
	Original	Final		
Revenues				
Intergovernmental	\$ 170,459,210	\$ 169,509,210	\$ 167,095,259	\$ (2,413,951)
Unbudgeted	-	-	1,118,986	1,118,986
Total revenues	170,459,210	169,509,210	168,214,245	(1,294,965)
Expenditures				
General government:				
Instruction				
Personal services	119,777,777	119,843,820	110,295,517	9,548,303
Supplies	321,738	843,781	768,893	74,888
Other services and charges	1,177,128	1,365,441	896,672	468,769
Support services				
Personal services	25,312,563	25,340,634	23,384,997	1,955,637
Supplies	373,531	545,638	335,007	210,631
Other services and charges	1,082,784	1,086,899	320,998	765,901
Capital outlays	17,000	16,000	-	16,000
Total expenditures	148,062,521	149,042,213	136,002,084	13,040,129
Excess (deficiency) of revenues over (under) expenditures	22,396,689	20,466,997	32,212,161	11,745,164
Other financing sources (uses):				
Transfers out	-	-	(24,000,000)	(24,000,000)
Total other financing sources (uses)	-	-	(24,000,000)	(24,000,000)
Net changes in fund balances	22,396,689	20,466,997	8,212,161	(12,254,836)
Fund Balance, Beginning	25,917,692	25,917,692	25,917,692	-
Fund Balance, Ending	<u>\$ 48,314,381</u>	<u>\$ 46,384,689</u>	<u>\$ 34,129,853</u>	<u>\$ (12,254,836)</u>

See notes to required supplementary information

Evansville Vanderburgh School Corporation

Required Supplementary Information

Budgetary Comparison Schedule - Non-GAAP Budgetary Basis

Operations Fund

Year Ended June 30, 2023

	Budgeted Amounts		Actual Budgetary Basis Amounts	Variance with Final Budget Positive (Negative)
	Original	Final		
Revenues				
Taxes:				
Property	\$ 45,298,535	\$ 62,738,203	\$ 35,962,563	\$ (26,775,640)
Intergovernmental	3,968,006	4,042,138	4,509,861	467,723
Interest	800,000	800,800	375,316	(425,484)
Miscellaneous	11,669,819	11,219,019	6,191,193	(5,027,826)
Unbudgeted	-	-	6,359,413	6,359,413
Total revenues	<u>61,736,360</u>	<u>78,800,160</u>	<u>53,398,346</u>	<u>(25,401,814)</u>
Expenditures				
General government:				
Support services				
Personal services	31,413,392	32,994,043	31,638,626	1,355,417
Supplies	3,790,268	10,803,370	10,431,326	372,044
Other services and charges	17,717,318	11,481,806	11,340,287	141,519
Capital outlays	15,346,000	12,433,386	50,903	12,382,483
Community services				
Personal services	4,692,839	4,833,573	4,443,717	389,856
Supplies	320,250	240,966	227,670	13,296
Other services and charges	784,950	781,506	2,175,060	(1,393,554)
Facilities acquisition and instruction				
Personal services	1,000,000	1,000,000	881,610	118,390
Supplies	445,000	870,961	727,505	143,456
Other services and charges	2,274,000	3,320,390	2,594,744	725,646
Capital outlays	18,067,660	-	89,096	(89,096)
Non-program				
Other services and charges	-	-	2,686,320	(2,686,320)
Total expenditures	<u>95,851,677</u>	<u>78,760,001</u>	<u>67,286,864</u>	<u>11,473,137</u>
Excess (deficiency) of revenues over (under) expenditures	<u>(34,115,317)</u>	<u>40,159</u>	<u>(13,888,518)</u>	<u>(13,928,677)</u>
Other financing sources (uses):				
Transfers in	22,000,000	-	22,000,000	22,000,000
Transfers out	-	-	(1,000,000)	(1,000,000)
Total other financing sources (uses)	<u>22,000,000</u>	<u>-</u>	<u>21,000,000</u>	<u>21,000,000</u>
Net changes in fund balances	<u>(12,115,317)</u>	<u>40,159</u>	<u>7,111,482</u>	<u>7,071,323</u>
Fund Balance, Beginning	<u>38,981,716</u>	<u>38,981,716</u>	<u>38,981,716</u>	<u>-</u>
Fund Balance, Ending	<u>\$ 26,866,399</u>	<u>\$ 39,021,875</u>	<u>\$ 46,093,198</u>	<u>\$ 7,071,323</u>

See notes to required supplementary information

Evansville Vanderburgh School Corporation

Required Supplementary Information
Budget/GAAP Reconciliation
Education and Operations Fund
Year Ended June 30, 2023

The major differences between Budgetary (Non-GAAP) basis and GAAP basis are:

- a. Revenues are recorded when received in cash (budgetary) as opposed to susceptible to accrual (GAAP)
- b. Expenditures are recorded when paid in cash (budgetary) as opposed to when the liability is incurred (GAAP)

Adjustments necessary to convert the results of operations at the end of the year on a budgetary basis to a GAAP basis are as follows:

	<u>Education Fund</u>	<u>Operations Fund</u>
Net changes in fund balances (budgetary basis)	\$ 8,212,161	\$ 7,111,482
Adjustments:		
Net change in Rainy Day fund balance	-	1,000,000
Net change in Workman's Comp		2,867,252
Net change in fund balance Jan-Jun 2022	(709,826)	(8,647,497)
Net change in fund balance Jan-Jun 2023	5,795,672	6,797,409
To adjust revenues for accruals	2,030	416,407
To adjust expenditures for accruals	<u>(1,028,710)</u>	<u>(2,257,321)</u>
Net change in fund balance (GAAP basis)	<u>\$ 12,271,326</u>	<u>\$ 7,287,731</u>

Evansville Vanderburgh School Corporation, Indiana

Required Supplementary Information
Schedule of the School's Proportionate Share of the Net Pension Liability
Public Employees' Retirement Fund
Last 10 Fiscal Years

<u>Fiscal Year Ended</u>	<u>Proportion of the Net Pension Liability</u>	<u>Proportionate Share of the Net Pension Liability</u>	<u>Actual Covered Member Payroll</u>	<u>Net Pension Liability as a Percentage of Covered Payroll</u>	<u>Plan Fiduciary Net Position as a Percentage of Total Pension Liability</u>
June 30, 2023	0.75618%	\$ 23,848,647	\$ 40,385,674	59.1%	82.5%
June 30, 2022	0.73250%	9,638,584	40,400,299	23.9%	92.5%
June 30, 2021	0.72945%	22,032,266	39,379,977	55.9%	81.4%
June 30, 2020	0.74775%	24,713,614	38,958,267	63.4%	80.1%
June 30, 2019	0.71950%	24,441,741	36,712,879	66.6%	78.9%
June 30, 2018	0.70109%	31,279,435	34,782,267	89.9%	72.7%
June 30, 2017	0.70090%	31,809,958	33,591,430	94.7%	71.2%
June 30, 2016	0.66803%	27,208,208	31,997,221	85.0%	73.3%
June 30, 2015	0.66917%	17,585,353	32,670,683	53.8%	81.1%
June 30, 2014	0.68174%	23,350,134	32,731,653	71.3%	74.3%

See notes to required supplementary information

Evansville Vanderburgh School Corporation, Indiana

Required Supplementary Information
Schedule of School Contributions
Public Employees' Retirement Fund
Last 10 Fiscal Years

<u>Fiscal Year Ended</u>	<u>Statutorily Required Contribution Percentage</u>	<u>Actual Employer Contributions</u>	<u>Actual Covered Member Payroll</u>	<u>Contributions as a Percentage of Covered Payroll</u>
June 30, 2023	11.20%	\$ 5,282,702	\$ 43,519,777	12.14%
June 30, 2022	11.20%	4,854,994	40,385,674	12.02%
June 30, 2021	11.20%	4,501,487	40,400,299	11.14%
June 30, 2020	11.20%	4,395,541	39,379,977	11.16%
June 30, 2019	11.20%	4,353,370	38,958,267	11.17%
June 30, 2018	11.20%	4,097,183	36,712,879	11.16%
June 30, 2017	11.20%	3,875,059	34,782,267	11.14%
June 30, 2016	11.20%	3,735,130	33,591,430	11.12%
June 30, 2015	11.20%	3,551,208	31,997,221	11.10%
June 30, 2014	11.20%	3,362,434	32,670,683	10.29%

See notes to required supplementary information

Evansville Vanderburgh School Corporation, Indiana

Required Supplementary Information

Schedule of the School's Proportionate Share of the Net Pension Liability

Teachers' Retirement Fund

Last 10 Fiscal Years

<u>Fiscal Year Ended</u>	<u>Proportion of the Net Pension Liability (Asset)</u>	<u>Proportionate Share of the Net Pension Liability (Asset)</u>	<u>Actual Covered Member Payroll</u>	<u>Net Pension Liability (Asset) as a Percentage of Covered Payroll</u>
June 30, 2023	2.01548%	\$ 13,270,965	\$ 79,087,286	16.8%
June 30, 2022	2.07533%	(9,749,735)	75,637,302	-12.9%
June 30, 2021	2.12558%	1,656,693	73,323,306	2.3%
June 30, 2020	2.19537%	(3,153,850)	71,572,120	-4.4%
June 30, 2019	2.11948%	2,350,757	66,604,296	3.5%
June 30, 2018	2.03999%	13,508,747	61,596,019	21.9%
June 30, 2017	2.01985%	15,765,341	58,179,240	27.1%
June 30, 2016	1.95238%	10,280,803	53,511,037	19.2%
June 30, 2015	1.87290%	890,580	48,469,205	1.8%
June 30, 2014	1.60491%	5,046,986	39,111,274	12.9%

See notes to required supplementary information

Evansville Vanderburgh School Corporation, Indiana

Schedule of the School's Proportionate Share of the Net Pension Liability

Schedule of School Contributions

Teachers' Retirement Fund

Last 10 Fiscal Years

<u>Fiscal Year Ended</u>	<u>Statutorily Required Contribution Percentage</u>	<u>Actual Employer Contributions</u>	<u>Actual Covered Member Payroll</u>	<u>Contributions as a Percentage of Covered Payroll</u>
June 30, 2023	6.00%	\$ 5,215,424	\$ 85,224,426	6.12%
June 30, 2022	6.00%	4,427,788	79,087,286	5.60%
June 30, 2021	5.50%	4,244,743	75,637,302	5.61%
June 30, 2020	5.50%	4,055,477	73,323,306	5.53%
June 30, 2019	7.50%	5,367,882	71,572,120	7.50%
June 30, 2018	7.50%	4,995,357	66,604,296	7.50%
June 30, 2017	7.50%	4,619,718	61,596,019	7.50%
June 30, 2016	7.50%	4,363,417	58,179,240	7.50%
June 30, 2015	7.50%	4,012,668	53,511,037	7.50%
June 30, 2014	7.50%	3,637,059	48,469,205	7.50%

See notes to required supplementary information

Evansville Vanderburgh School Corporation, Indiana

Schedules of Required Supplementary Information

Schedule of Changes in Total OPEB Liability

Last 10 Years*

Total OPEB Liability	Fiscal Year Ended June 30,			
	2020	2021	2022	2023
Total OPEB Liability				
Interest	\$ 896,266	\$ 780,456	\$ 560,863	\$ 662,551
Service cost	900,428	1,112,076	1,390,289	1,242,519
Changes in assumptions	1,606,812	2,382,372	(242,116)	(5,230,482)
Differences between expected and actual experience	-	(512,824)	2,996,096	(2,206,094)
Benefit payments	(1,423,801)	(1,537,706)	(1,507,636)	(1,626,372)
Net change in total OPEB liability	1,979,705	2,224,374	3,197,496	(7,157,878)
Total OPEB Liability, Beginning	21,611,266	23,590,971	25,815,345	29,012,841
Total OPEB Liability, Ending (1)	<u>\$23,590,971</u>	<u>\$25,815,345</u>	<u>\$29,012,841</u>	<u>\$ 21,854,963</u>
Plan Fiduciary Net Position				
Contributions	\$ 1,423,801	\$ 1,537,706	\$ 1,507,636	\$ 1,626,372
Benefit payments	(1,423,801)	(1,537,706)	(1,507,636)	(1,626,372)
Net change in Plan Fiduciary Net Position	-	-	-	-
Plan Fiduciary Net Position, Beginning	-	-	-	-
Plan Fiduciary Net Position, Ending (2)	<u>\$ -</u>	<u>\$ -</u>	<u>\$ -</u>	<u>\$ -</u>
Net OPEB Liability	<u>\$23,590,971</u>	<u>\$25,815,345</u>	<u>\$29,012,841</u>	<u>\$ 21,854,963</u>

Notes to Schedule:

*Information presented for the years information is available

Evansville Vanderburgh School Corporation, Indiana

Schedules of Required Supplementary Information

Schedule of Total OPEB Liability

Last 10 Years*

	Fiscal Year Ended June 30,			
	2020	2021	2022	2023
1. Total OPEB Liability	\$ 23,590,971	\$ 25,815,345	\$ 29,012,841	\$ 21,854,963
3. Net OPEB Liability	<u>\$ 23,590,971</u>	<u>\$ 25,815,345</u>	<u>\$ 29,012,841</u>	<u>\$ 21,854,963</u>
4. Plan Fiduciary Net Position as a Percentage of Total OPEB Liability = (2) / (1)	0%	0%	0%	0%
5. Covered Payroll	\$ 104,400,512	\$ 106,749,524	\$ 90,626,892	\$ 92,665,997
6. Total OPEB Liability as a Percentage of Covered Payroll = (3) / (5)	22.6%	24.2%	32.0%	23.6%

Notes to Schedule:

*Information presented for the years information is available

Evansville Vanderburgh School Corporation, Indiana

Schedules of Required Supplementary Information
Schedule of Employer Contributions
Last 10 Years*

OPEB Contributions	Fiscal Year Ended June 30,			
	2020	2021	2022	2023
Actuarially determined contribution**	\$ -	\$ -	\$ -	\$ -
Actual employer contributions	1,423,801	1,537,706	1,507,636	1,626,372
Contribution excess	<u>\$ (1,423,801)</u>	<u>\$ (1,537,706)</u>	<u>\$ (1,507,636)</u>	<u>\$ (1,626,372)</u>
Covered payroll	\$ 104,400,512	\$ 106,749,524	\$ 90,626,892	\$ 92,665,997
Contributions as a percentage of covered - employee payroll	1.36%	1.44%	1.66%	1.76%

Notes to Schedule:

* Information presented for the years information is available

**Not Available

See notes to required supplementary information

Evansville Vanderburgh School Corporation, Indiana

Required Supplementary Information

Schedule of Employers Share of Nonemployer Contributing Entity Contributions

Pre-96 Teacher Retirement Fund

Last 10 Fiscal Years*

<u>Fiscal Year Ended **</u>	<u>Employer Share of the Nonemployer Contributing Entity Contributions</u>
June 30, 2022	\$ 41,938,754
June 30, 2021	43,446,550
June 30, 2020	26,505,591
June 30, 2019	25,761,202
June 30, 2018	25,149,267

Notes:

* Information presented for the years information is available.

** The data provided in the schedule is based as of the measurement date of INPRS (PERF) net pension liability

Evansville Vanderburgh School Corporation, Indiana

Notes to Required Supplementary Information
June 30, 2023

1. Budgets and Budgetary Accounting

The Evansville Vanderburgh School Corporation, Indiana (the School) follows these procedures in establishing the budgetary data reflected in the budgetary comparison schedules:

1. The Chief Financial Officer submits to the School Board a proposed operating budget for the calendar year commencing the following January 1. The operating budget includes proposed expenditures and the means of financing them.
2. The School advertises the budget prior to adoption and the School Board holds public hearings to obtain taxpayer comments.
3. The budget is approved in September of each year by the School Board through passage of an ordinance.
4. Copies of the budget ordinance and advertisements are sent to the Indiana Department of Local Government Finance. The budget becomes legally enacted after the Chief Financial Officer receives approval from the Indiana Department of Local Government Finance. The budget ordinance as approved by the Indiana Department of Local Government Finance becomes the School's expenditures budget. The School's maximum tax levy is restricted by Indiana Law, with certain adjustments and exceptions. If the advertised budget exceeds the spending and tax limits of the state control laws, an excess levy can be granted by the Indiana Department of Local Government Finance, upon appeal by the School.
5. The legal level of budgetary control (the level at which expenditures may not exceed appropriations without the governing body's approval) is by object classification for all funds except for the Education and Operations Funds, which is by object classification within each department. The School's management cannot transfer budgeted appropriations between object classifications of a budget without approval of the School Board. Any revisions that alter the total appropriations for any fund or any department of the General fund must be approved by the School Board and in some instances, by the Indiana Department of Local Government Finance.
6. Formal budgetary integration is required by the State Statute and is employed as a management control device. An annual budget was legally adopted for the following funds:

Major funds:

Education Fund
Operations Fund (including Rainy Day)
Debt Service
Exempt Debt Service/Referendum

Evansville Vanderburgh School Corporation, Indiana

Notes to Required Supplementary Information

June 30, 2023

2. Pension Plans

PERF Plan:

Actuarial cost method	Entry age normal (level percent of payroll)
Experience study date	Period of 5 years ended June 30, 2019
Investment rate of return	6.25%, net of investment expense, including inflation
Asset valuation method	Fair market value adjusted for a 5-year phase-in of asset gains and losses.
Inflation	2.00%
Salary increases	2.65% to 8.65% based on age
Mortality	Pub 2010 Public Retirement Plans Mortality Table with fully generational improvements using SOA scale MP-2019

Change in Assumptions: There were no changes to the assumptions during the fiscal year.

Changes in Actuarial Methods: There were no changes to the actuarial methods during the fiscal year.

Plan Amendments: There were no changes to the plan provisions during the fiscal year.

TRF Plan:

- a) The actuarial assumptions and methods used in the June 30, 2022 valuation of the Teachers' 1996 Defined Benefit Account were adopted by the INPRS Board in April 2022. The majority of the actuarial assumptions and methods are based on plan experience from July 1, 2014, through June 30, 2019, and were first used in the June 30, 2020, valuation. The INPRS Board adopted a funding policy in April 2014, and the policy was last updated in June 2022.

Changes in Assumptions: There were no changes to the assumptions during the fiscal year.

Changes in Plan Provisions: There were no changes to the plan provisions during the fiscal year.

PRE 96 TRF plan:

- b) The actuarial assumptions and methods used in the June 30, 2022 valuation of the Teachers' Pre-1996 Defined Benefit Account were adopted by the INPRS Board in April 2022. The majority of the actuarial assumptions and methods are based on plan experience from July 1, 2014, through June 30, 2019, and were first used in the June 30, 2020, valuation. The INPRS Board adopted a funding policy in April 2014, and the policy was last updated in June 2022.

Changes in Assumptions: There were no changes in assumptions during the fiscal year.

Changes in Plan Provisions: There were no changes to the plan provisions during the fiscal year.

Evansville Vanderburgh School Corporation, Indiana

Notes to Required Supplementary Information

June 30, 2023

3. OPEB Plan

Cost method	Entry Age Normal Level % of Salary method.
Amortization method	N/A
Assumptions:	
Discount rate	4.31% as of January 1, 2023; 2.25% as of January 1, 2022.
Discount rate basis	Range of indices for Bond Buyer GO 20 Bond Municipal Bond Index, S&P Municipal Bond 20-Year High Grade Rate, Fidelity 20-Year GO Municipal and Bond Index Rage.
Inflation rate	2.25% per annum
Investment return	Not applicable since the plan is not currently prefunded.
Disability	None assumed
Mortality and mortality improvement	Healthy Teacher and Administrator retirees: SOA Pub-2010 Teacher Headcount-Weight Mortality Table fully generational using scale MP-2021. Healthy General retirees: SOA Pub-2010 General Headcount-Weighted Mortality Table fully generational using scale MP-2021. Surviving Spouses: SOA Pub-2010 Continuing Survivor Headcount-Weighted Mortality Table fully generational using Scale MP-2021.
Health care coverage election rate	Active employees with current coverage: 45% Active employees with no coverage: 0% Inactive employees with current coverage: 100% Inactive employees with no coverage 0%
Retirement rates	General employee retirement rates are based on those used in the Public Employees Retirement Fund (PERF) actuarial valuation as of June 30, 2020. Teacher and Administrator retirement rates are based on the Teachers' Retirement Fund 1996 actuarial valuation as of June 30, 200.

Evansville Vanderburgh School Corporation, Indiana

Notes to Required Supplementary Information
June 30, 2023

General Employees				
Age	< 10 YOS	10 YOS	20YOS	30YOS
55	0.0%	0.0%	5.0%	14.0%
60	0.0%	0.0%	12.0%	12.0%
65	0.0%	30.0%	30.0%	30.0%
67+	0.0%	100.0%	100.0%	100.0%

Teachers/Administrators				
Age	< 10 YOS	10 YOS	20YOS	30YOS
55	0.0%	0.0%	5.0%	15.0%
60	0.0%	0.0%	15.0%	15.0%
65	0.0%	40.0%	40.0%	40.0%
70	0.0%	40.0%	40.0%	40.0%
75+	0.0%	100.0%	100.0%	100.0%

Termination: Rates represent the probability of termination in the next 12 months.

General	
YOS	Unisex
0	18.00%
5	8.00%
10	6.50%
15	5.25%
20	4.00%
25+	3.00%

YOS	Male	Female
0	15.00%	12.50%
2	11.00%	10.50%
4	8.00%	8.50%
6	6.00%	6.50%
8	4.50%	5.00%
10	3.75%	4.00%
12	3.25%	3.25%
14	2.75%	2.75%
16+	2.25%	2.25%

Spouse: Retiree health care coverage converts to COBRA for surviving spouse upon death of the member (retired or active)

Evansville Vanderburgh School Corporation, Indiana

Notes to Required Supplementary Information
June 30, 2023

Per capita claims cost: Varies by age, status and plan; representative rates follow:

Age	Health Sync1		Helath Sync 2	
	Male	Female	Male	Female
< 55	\$ 12,100	\$ 13,900	\$ 10,900	\$ 12,500
55 - 59	\$ 16,300	\$ 15,800	\$ 14,800	\$ 14,300
60 - 64	\$ 21,500	\$ 19,400	\$ 19,400	\$ 17,500

Age	Health Sync 3		Health Sync 4	
	Male	Female	Male	Female
< 55	\$ 10,400	\$ 12,000	\$ 9,300	\$ 10,700
55 - 59	\$ 14,100	\$ 13,600	\$ 12,600	\$ 12,200
60 - 64	\$ 18,500	\$ 16,700	\$ 16,600	\$ 15,000

No assets are accumulated in a trust that meets the criteria in paragraph 4 of Statement No. 75.

SUPPLEMENTARY INFORMATION

Evansville Vanderburgh School Corporation

Combining Balance Sheet -
Nonmajor Governmental Funds
June 30, 2023

	Special Revenue Funds	Debt Service Funds	Capital Projects Funds	Total Nonmajor Governmental Funds
Assets				
Cash and cash equivalents	\$ 21,910,679	\$ -	\$ 15,020,622	\$ 36,931,301
Investments	321,662	-	-	321,662
Receivables:				
Intergovernmental receivable	4,497,233	-	-	4,497,233
Leases	1,284,859	-	-	1,284,859
Interest	30,726	-	-	30,726
Restricted cash and cash equivalents	<u>-</u>	<u>20,078,671</u>	<u>-</u>	<u>20,078,671</u>
 Total assets	 <u>\$ 28,045,159</u>	 <u>\$ 20,078,671</u>	 <u>\$ 15,020,622</u>	 <u>\$ 63,144,452</u>
Liabilities, Deferred Inflows of Resources and Fund Balances				
Liabilities				
Accounts payable	\$ 299,870	\$ -	\$ 983,331	\$ 1,283,201
Accrued wages and payroll withholding	1,756,714	-	-	1,756,714
Advances from other funds	<u>4,431,977</u>	<u>-</u>	<u>-</u>	<u>4,431,977</u>
 Total liabilities	 <u>6,488,561</u>	 <u>-</u>	 <u>983,331</u>	 <u>7,471,892</u>
Deferred Inflows of Resources:				
Leases	<u>1,284,859</u>	<u>-</u>	<u>-</u>	<u>1,284,859</u>
 Total deferred inflows of resources	 <u>1,284,859</u>	 <u>-</u>	 <u>-</u>	 <u>1,284,859</u>
Fund Balances				
Restricted	8,868,222	20,078,671	14,037,291	42,984,184
Committed	13,283,970	-	-	13,283,970
Unassigned (deficit)	<u>(1,880,453)</u>	<u>-</u>	<u>-</u>	<u>(1,880,453)</u>
 Total fund balances	 <u>20,271,739</u>	 <u>20,078,671</u>	 <u>14,037,291</u>	 <u>54,387,701</u>
 Total liabilities, deferred inflows of resources and fund balances	 <u>\$ 28,045,159</u>	 <u>\$ 20,078,671</u>	 <u>\$ 15,020,622</u>	 <u>\$ 63,144,452</u>

Evansville Vanderburgh School Corporation

Combining Statement of Revenues, Expenditures and Changes in Fund Balances -

Nonmajor Governmental Funds

Year Ended June 30, 2023

	Special Revenue Funds	Debt Service Funds	Capital Projects Funds	Total Nonmajor Funds
Revenues				
Intergovernmental	\$ 69,901,794	\$ 1,427,265	\$ -	\$ 71,329,059
Charges for services	3,499,851	-	-	3,499,851
Other:				
Interest income	190,654	266,649	262,776	720,079
Miscellaneous	<u>10,005,929</u>	<u>308</u>	<u>-</u>	<u>10,006,237</u>
Total revenues	<u>83,598,228</u>	<u>1,694,222</u>	<u>262,776</u>	<u>85,555,226</u>
Expenditures				
Current:				
Instruction	22,775,809	-	-	22,775,809
Support services	34,922,996	-	377,238	35,300,234
Community services	14,215,227	-	-	14,215,227
Facilities acquisition and construction	9,124,245	-	6,632,474	15,756,719
Nonprogrammed charges	7,279,788	-	-	7,279,788
Debt service:				
Principal paid on debt	-	14,430,000	-	14,430,000
Principal paid on leases	163,326	-	-	163,326
Principal paid on finance purchases	535,924	-	-	535,924
Principal paid on subscription leases	521,455	-	-	521,455
Interest on debt	<u>45,534</u>	<u>5,713,373</u>	<u>-</u>	<u>5,758,907</u>
Total expenditures	<u>89,584,304</u>	<u>20,143,373</u>	<u>7,009,712</u>	<u>116,737,389</u>
Excess (deficiency) of revenues (under) expenditures	<u>(5,986,076)</u>	<u>(18,449,151)</u>	<u>(6,746,936)</u>	<u>(31,182,163)</u>
Other Financing Sources				
Debt proceeds	-	-	6,500,000	6,500,000
Common school loan proceeds	3,544,822	-	-	3,544,822
Lease proceeds	169,667	-	-	169,667
Subscription proceeds	2,180,295	-	-	2,180,295
Transfer in	2,099,944	23,654,161	-	25,754,105
Transfer out	<u>(2,369,928)</u>	<u>-</u>	<u>(700)</u>	<u>(2,370,628)</u>
Total other financing sources	<u>5,624,800</u>	<u>23,654,161</u>	<u>6,499,300</u>	<u>35,778,261</u>
Net change in fund balance	<u>(361,276)</u>	<u>5,205,010</u>	<u>(247,636)</u>	<u>4,596,098</u>
Fund Balance, Beginning	<u>20,633,015</u>	<u>14,873,661</u>	<u>14,284,927</u>	<u>49,791,603</u>
Fund Balance, Ending	<u>\$ 20,271,739</u>	<u>\$ 20,078,671</u>	<u>\$ 14,037,291</u>	<u>\$ 54,387,701</u>

Evansville Vanderburgh School Corporation

Combining Balance Sheet -

Nonmajor Governmental Funds -

Special Revenue Funds

June 30, 2023

	Post Retirement/ Severance Bond	School Lunch	Textbook Rental	Workman's Comp	Miscellaneous/ Donation	Formative Assessment	State Medicaid	Secured School Safety Grants
Assets								
Cash and cash equivalents	\$ 4,430,860	\$ 6,462,767	\$ 923,766	\$ -	\$ -	\$ 3,974	\$ 12,132	\$ -
Investments	-	-	-	-	-	-	-	-
Receivables								
Intergovernmental receivable	-	-	-	-	-	-	-	15,023
Leases	-	-	-	-	-	-	-	-
Interest	-	19,871	3,366	-	-	-	-	-
Total assets	\$ 4,430,860	\$ 6,482,638	\$ 927,132	\$ -	\$ -	\$ 3,974	\$ 12,132	\$ 15,023
Liabilities, Deferred Inflows of Resources and Fund Balances								
Liabilities								
Accounts payable	\$ -	\$ -	\$ -	\$ -	\$ -	\$ -	\$ -	\$ -
Accrued wages and payroll withholding	-	68,672	-	-	-	-	-	2,406
Due to another fund	-	-	-	-	-	-	-	15,023
Total liabilities	-	68,672	-	-	-	-	-	17,429
Deferred Inflows of Resources								
Leases	-	-	-	-	-	-	-	-
Total deferred inflows of resources	-	-	-	-	-	-	-	-
Fund Balances								
Restricted	4,430,860	-	927,132	-	-	-	-	-
Committed	-	6,413,966	-	-	-	3,974	12,132	-
Unassigned (deficit)	-	-	-	-	-	-	-	(2,406)
Total fund balances	4,430,860	6,413,966	927,132	-	-	3,974	12,132	(2,406)
Total liabilities, deferred inflows of resources and fund balances	\$ 4,430,860	\$ 6,482,638	\$ 927,132	\$ -	\$ -	\$ 3,974	\$ 12,132	\$ 15,023

Evansville Vanderburgh School Corporation

Combining Balance Sheet -

Nonmajor Governmental Funds -

Special Revenue Funds

June 30, 2023

	IT/Cybersecurity	Alternative Education	Early Intervention Grants	Lily Counseling	NESP Grants	Common School 17-18	High Ability Grants	Tag Grant
Assets								
Cash and cash equivalents	\$ -	\$ 92,837	\$ 58,172	\$ -	\$ 106,264	\$ -	\$ 55,474	\$ -
Investments	-	-	-	-	-	-	-	-
Receivables								
Intergovernmental receivable	-	-	-	-	-	-	-	-
Leases	-	-	-	-	-	-	-	-
Interest	-	-	-	-	-	-	-	-
Total assets	\$ -	\$ 92,837	\$ 58,172	\$ -	\$ 106,264	\$ -	\$ 55,474	\$ -
Liabilities, Deferred Inflows of Resources and Fund Balances								
Liabilities								
Accounts payable	\$ -	\$ -	\$ -	\$ -	\$ -	\$ -	\$ -	\$ -
Accrued wages and payroll withholding	-	27,503	-	-	7,985	-	2,577	-
Due to another fund	-	-	-	-	-	-	-	-
Total liabilities	-	27,503	-	-	7,985	-	2,577	-
Deferred Inflows of Resources								
Leases	-	-	-	-	-	-	-	-
Total deferred inflows of resources	-	-	-	-	-	-	-	-
Fund Balances								
Restricted	-	65,334	58,172	-	98,279	-	52,897	-
Committed	-	-	-	-	-	-	-	-
Unassigned (deficit)	-	-	-	-	-	-	-	-
Total fund balances	-	65,334	58,172	-	98,279	-	52,897	-
Total liabilities, deferred inflows of resources and fund balances	\$ -	\$ 92,837	\$ 58,172	\$ -	\$ 106,264	\$ -	\$ 55,474	\$ -

Evansville Vanderburgh School Corporation

Combining Balance Sheet -

Nonmajor Governmental Funds -

Special Revenue Funds

June 30, 2023

	<u>DG Literacy</u>	<u>Title I Funds</u>	<u>Title II Funds</u>	<u>McKinney- Vento</u>	<u>Special Education Funds</u>	<u>Title IV, Part A</u>	<u>Perkins Grants</u>	<u>Medicaid/ Federal/ Riley</u>
Assets								
Cash and cash equivalents	\$ -	\$ -	\$ -	\$ -	\$ -	\$ -	\$ -	\$ 18,441
Investments	-	-	-	-	-	-	-	-
Receivables								
Intergovernmental receivable	-	413,195	55,244	2,374	451,385	31,036	97,126	-
Leases	-	-	-	-	-	-	-	-
Interest	-	-	-	-	-	-	-	-
Total assets	<u>\$ -</u>	<u>\$ 413,195</u>	<u>\$ 55,244</u>	<u>\$ 2,374</u>	<u>\$ 451,385</u>	<u>\$ 31,036</u>	<u>\$ 97,126</u>	<u>\$ 18,441</u>
Liabilities, Deferred Inflows of Resources and Fund Balances								
Liabilities								
Accounts payable	\$ -	\$ -	\$ -	\$ -	\$ -	\$ -	\$ -	\$ -
Accrued wages and payroll withholding	-	246,557	24,399	3,145	206,578	9,220	11,852	-
Due to another fund	-	413,195	55,244	2,374	451,385	31,036	97,126	-
Total liabilities	<u>-</u>	<u>659,752</u>	<u>79,643</u>	<u>5,519</u>	<u>657,963</u>	<u>40,256</u>	<u>108,978</u>	<u>-</u>
Deferred Inflows of Resources								
Leases	-	-	-	-	-	-	-	-
Total deferred inflows of resources	<u>-</u>	<u>-</u>	<u>-</u>	<u>-</u>	<u>-</u>	<u>-</u>	<u>-</u>	<u>-</u>
Fund Balances								
Restricted	-	-	-	-	-	-	-	-
Committed	-	-	-	-	-	-	-	18,441
Unassigned (deficit)	-	(246,557)	(24,399)	(3,145)	(206,578)	(9,220)	(11,852)	-
Total fund balances	<u>-</u>	<u>(246,557)</u>	<u>(24,399)</u>	<u>(3,145)</u>	<u>(206,578)</u>	<u>(9,220)</u>	<u>(11,852)</u>	<u>18,441</u>
Total liabilities, deferred inflows of resources and fund balances	<u>\$ -</u>	<u>\$ 413,195</u>	<u>\$ 55,244</u>	<u>\$ 2,374</u>	<u>\$ 451,385</u>	<u>\$ 31,036</u>	<u>\$ 97,126</u>	<u>\$ 18,441</u>

Evansville Vanderburgh School Corporation

Combining Balance Sheet -
 Nonmajor Governmental Funds -
 Special Revenue Funds
 June 30, 2023

	<u>Medicaid/ Federal/ Bass</u>	<u>YMCA Grant Funds</u>	<u>Med Fed/ Butler</u>	<u>Title III Funds</u>	<u>School Improvement Grants</u>	<u>Levy Excess</u>	<u>PBIS-SW Behavior</u>	<u>Misc/Donations</u>
Assets								
Cash and cash equivalents	\$ 628,419	\$ -	\$ -	\$ -	\$ -	\$ -	\$ 235,172	\$ 1,796,706
Investments	-	-	-	-	-	-	-	-
Receivables								
Intergovernmental receivable	-	14,269	-	2,005	13,855	-	-	-
Leases	-	-	-	-	-	-	-	1,284,859
Interest	-	-	-	-	-	-	-	2,861
Total assets	<u>\$ 628,419</u>	<u>\$ 14,269</u>	<u>\$ -</u>	<u>\$ 2,005</u>	<u>\$ 13,855</u>	<u>\$ -</u>	<u>\$ 235,172</u>	<u>\$ 3,084,426</u>
Liabilities, Deferred Inflows of Resources and Fund Balances								
Liabilities								
Accounts payable	\$ -	\$ -	\$ -	\$ -	\$ -	\$ -	\$ -	\$ -
Accrued wages and payroll withholding	311	-	-	-	4,517	-	-	39,644
Due to another fund	-	14,269	-	2,005	13,855	-	-	-
Total liabilities	<u>311</u>	<u>14,269</u>	<u>-</u>	<u>2,005</u>	<u>18,372</u>	<u>-</u>	<u>-</u>	<u>39,644</u>
Deferred Inflows of Resources								
Leases	-	-	-	-	-	-	-	1,284,859
Total deferred inflows of resources	<u>-</u>	<u>-</u>	<u>-</u>	<u>-</u>	<u>-</u>	<u>-</u>	<u>-</u>	<u>1,284,859</u>
Fund Balances								
Restricted	-	-	-	-	-	-	235,172	-
Committed	628,108	-	-	-	-	-	-	1,759,923
Unassigned (deficit)	-	-	-	-	(4,517)	-	-	-
Total fund balances	<u>628,108</u>	<u>-</u>	<u>-</u>	<u>-</u>	<u>(4,517)</u>	<u>-</u>	<u>235,172</u>	<u>1,759,923</u>
Total liabilities, deferred inflows of resources and fund balances	<u>\$ 628,419</u>	<u>\$ 14,269</u>	<u>\$ -</u>	<u>\$ 2,005</u>	<u>\$ 13,855</u>	<u>\$ -</u>	<u>\$ 235,172</u>	<u>\$ 3,084,426</u>

Evansville Vanderburgh School Corporation

Combining Balance Sheet -

Nonmajor Governmental Funds -

Special Revenue Funds

June 30, 2023

	CSF #1	STEM PRIME Math	State Connectivity	E-Learning LC	1003g-Cedar Hall	Full Service 1	ESSER III	ESSER II
Assets								
Cash and cash equivalents	\$ 43,692	\$ -	\$ 4,926	\$ -	\$ -	\$ -	\$ -	\$ -
Investments	-	-	-	-	-	-	-	-
Receivables								
Intergovernmental receivable	65,256	483	-	-	-	-	2,431,146	736,817
Leases	-	-	-	-	-	-	-	-
Interest	-	-	-	-	-	-	-	-
Total assets	\$ 108,948	\$ 483	\$ 4,926	\$ -	\$ -	\$ -	\$ 2,431,146	\$ 736,817
Liabilities, Deferred Inflows of Resources and Fund Balances								
Liabilities								
Accounts payable	\$ -	\$ -	\$ -	\$ -	\$ -	\$ -	\$ 141,180	\$ 158,690
Accrued wages and payroll withholding	-	947	-	-	-	6,326	665,064	377,528
Due to another fund	-	483	-	-	-	-	2,431,146	736,817
Total liabilities	-	1,430	-	-	-	6,326	3,237,390	1,273,035
Deferred Inflows of Resources								
Leases	-	-	-	-	-	-	-	-
Total deferred inflows of resources	-	-	-	-	-	-	-	-
Fund Balances								
Restricted	108,948	-	4,926	-	-	-	-	-
Committed	-	-	-	-	-	-	-	-
Unassigned (deficit)	-	(947)	-	-	-	(6,326)	(806,244)	(536,218)
Total fund balances	108,948	(947)	4,926	-	-	(6,326)	(806,244)	(536,218)
Total liabilities, deferred inflows of resources and fund balances	\$ 108,948	\$ 483	\$ 4,926	\$ -	\$ -	\$ -	\$ 2,431,146	\$ 736,817

Evansville Vanderburgh School Corporation

Combining Balance Sheet -

Nonmajor Governmental Funds -

Special Revenue Funds

June 30, 2023

	<u>GEERF</u>	<u>CARES Act</u>	<u>FEMA Covid</u>	<u>Early Stabilization</u>	<u>Stabilization Daycare</u>	<u>ESSER/SI/CAZE</u>	<u>Daycare Scholarship</u>	<u>Project Aware</u>
Assets								
Cash and cash equivalents	\$ -	\$ -	\$ 167,312	\$ 2,559,516	\$ 186,855	\$ -	\$ -	\$ -
Investments	-	-	-	-	-	-	-	-
Receivables								
Intergovernmental receivable	-	-	-	-	-	-	-	5,993
Leases	-	-	-	-	-	-	-	-
Interest	-	-	-	-	-	-	-	-
Total assets	<u>\$ -</u>	<u>\$ -</u>	<u>\$ 167,312</u>	<u>\$ 2,559,516</u>	<u>\$ 186,855</u>	<u>\$ -</u>	<u>\$ -</u>	<u>\$ 5,993</u>
Liabilities, Deferred Inflows of Resources and Fund Balances								
Liabilities								
Accounts payable	\$ -	\$ -	\$ -	\$ -	\$ -	\$ -	\$ -	\$ -
Accrued wages and payroll withholding	-	-	-	29,439	-	-	-	505
Due to another fund	-	-	-	-	-	-	-	5,993
Total liabilities	<u>-</u>	<u>-</u>	<u>-</u>	<u>29,439</u>	<u>-</u>	<u>-</u>	<u>-</u>	<u>6,498</u>
Deferred Inflows of Resources								
Leases	-	-	-	-	-	-	-	-
Total deferred inflows of resources	<u>-</u>	<u>-</u>	<u>-</u>	<u>-</u>	<u>-</u>	<u>-</u>	<u>-</u>	<u>-</u>
Fund Balances								
Restricted	-	-	167,312	2,530,077	186,855	-	-	-
Committed	-	-	-	-	-	-	-	-
Unassigned (deficit)	-	-	-	-	-	-	-	(505)
Total fund balances	<u>-</u>	<u>-</u>	<u>167,312</u>	<u>2,530,077</u>	<u>186,855</u>	<u>-</u>	<u>-</u>	<u>(505)</u>
Total liabilities, deferred inflows of resources and fund balances	<u>\$ -</u>	<u>\$ -</u>	<u>\$ 167,312</u>	<u>\$ 2,559,516</u>	<u>\$ 186,855</u>	<u>\$ -</u>	<u>\$ -</u>	<u>\$ 5,993</u>

Evansville Vanderburgh School Corporation

Combining Balance Sheet -
 Nonmajor Governmental Funds -
 Special Revenue Funds
 June 30, 2023

	<u>Athletics</u>	<u>ARP</u>	<u>CTE PERF Grant</u>	<u>Arsic 21-22</u>	<u>Cohort Grant Funds</u>	<u>School Counseling</u>	<u>Extra Curricular Accounts</u>	<u>Total Special Revenue Funds</u>
Assets								
Cash and cash equivalents	\$ -	\$ -	\$ 2,258	\$ -	\$ -	\$ -	\$ 4,121,136	\$ 21,910,679
Investments	-	-	-	-	-	-	321,662	321,662
Receivables								
Intergovernmental receivable	-	130,312	-	-	5,360	26,354	-	4,497,233
Leases	-	-	-	-	-	-	-	1,284,859
Interest	-	-	-	-	-	-	4,628	30,726
Total assets	<u>\$ -</u>	<u>\$ 130,312</u>	<u>\$ 2,258</u>	<u>\$ -</u>	<u>\$ 5,360</u>	<u>\$ 26,354</u>	<u>\$ 4,447,426</u>	<u>\$ 28,045,159</u>
Liabilities, Deferred Inflows of Resources and Fund Balances								
Liabilities								
Accounts payable	\$ -	\$ -	\$ -	\$ -	\$ -	\$ -	\$ -	\$ 299,870
Accrued wages and payroll withholding	-	13,663	-	-	6,089	1,787	-	1,756,714
Due to another fund	-	130,312	-	-	5,360	26,354	-	4,431,977
Total liabilities	<u>-</u>	<u>143,975</u>	<u>-</u>	<u>-</u>	<u>11,449</u>	<u>28,141</u>	<u>-</u>	<u>6,488,561</u>
Deferred Inflows of Resources								
Leases	-	-	-	-	-	-	-	1,284,859
Total deferred inflows of resources	<u>-</u>	<u>-</u>	<u>-</u>	<u>-</u>	<u>-</u>	<u>-</u>	<u>-</u>	<u>1,284,859</u>
Fund Balances								
Restricted	-	-	2,258	-	-	-	-	8,868,222
Committed	-	-	-	-	-	-	4,447,426	13,283,970
Unassigned (deficit)	-	(13,663)	-	-	(6,089)	(1,787)	-	(1,880,453)
Total fund balances	<u>-</u>	<u>(13,663)</u>	<u>2,258</u>	<u>-</u>	<u>(6,089)</u>	<u>(1,787)</u>	<u>4,447,426</u>	<u>20,271,739</u>
Total liabilities, deferred inflows of resources and fund balances	<u>\$ -</u>	<u>\$ 130,312</u>	<u>\$ 2,258</u>	<u>\$ -</u>	<u>\$ 5,360</u>	<u>\$ 26,354</u>	<u>\$ 4,447,426</u>	<u>\$ 28,045,159</u>

Evansville Vanderburgh School Corporation

Combining Statement of Revenues, Expenditures and

Changes in Fund Balance -

Nonmajor Governmental Funds -

Special Revenue Funds

Year Ended June 30, 2023

	Post Retirement/ Severance Bond	School Lunch	Textbook Rental	Workman's Comp	Miscellaneous/ Donation	Formative Assessment	State Medicaid	Secured School Safety Grants
Revenues								
Intergovernmental	\$ -	\$ 14,117,276	\$ 910,138	\$ -	\$ -	\$ 270,015	\$ 176,150	\$ 108,721
Charges for services	-	2,722,164	599,707	-	-	-	-	-
Other								
Interest income	-	153,813	29,794	-	-	-	-	-
Miscellaneous	-	2,945,055	99,798	-	-	-	-	-
Total revenues	-	19,938,308	1,639,437	-	-	270,015	176,150	108,721
Expenditures								
Current:								
Instruction	-	-	-	-	-	-	-	-
Support services	852,220	109,727	1,074,370	-	-	273,724	186,575	97,539
Community services	-	13,359,841	-	-	-	-	-	-
Facilities acquisition and construction	-	2,752,696	458,469	-	-	-	-	-
Nonprogrammed charges	-	1,342,727	-	-	-	-	-	-
Debt service:								
Principal paid on leases	-	-	163,326	-	-	-	-	-
Principal paid on finance purchases	-	-	528,471	-	-	-	-	-
Principal paid on subscription leases	-	-	95,876	-	-	-	-	-
Interest on debt	-	-	40,568	-	-	-	-	-
Total expenditures	852,220	17,564,991	2,361,080	-	-	273,724	186,575	97,539
Excess (deficiency) of revenues over (under) expenditures	(852,220)	2,373,317	(721,643)	-	-	(3,709)	(10,425)	11,182
Other Financing Sources/(Uses)								
Common school loan proceeds	-	-	-	-	-	-	-	-
Lease proceeds	-	-	169,667	-	-	-	-	-
Subscription proceeds	-	168,502	288,802	-	-	-	-	-
Transfer in	2,000,000	-	99,944	-	-	-	-	-
Transfer out	-	-	-	(2,369,928)	-	-	-	-
Total other financing sources	2,000,000	168,502	558,413	(2,369,928)	-	-	-	-
Net change in fund balance	1,147,780	2,541,819	(163,230)	(2,369,928)	-	(3,709)	(10,425)	11,182
Fund Balance (Deficit), Beginning	<u>3,283,080</u>	<u>3,872,147</u>	<u>1,090,362</u>	<u>2,369,928</u>	<u>-</u>	<u>7,683</u>	<u>22,557</u>	<u>(13,588)</u>
Fund Balance (Deficit), Ending	<u>\$ 4,430,860</u>	<u>\$ 6,413,966</u>	<u>\$ 927,132</u>	<u>\$ -</u>	<u>\$ -</u>	<u>\$ 3,974</u>	<u>\$ 12,132</u>	<u>\$ (2,406)</u>

Evansville Vanderburgh School Corporation

Combining Statement of Revenues, Expenditures and

Changes in Fund Balance -

Nonmajor Governmental Funds -

Special Revenue Funds

Year Ended June 30, 2023

	IT/Cybersecurity	Alternative Education	Early Intervention Grants	Lily Counseling	NESP Grants	Common School 17-18	High Ability Grants	Tag Grant
Revenues								
Intergovernmental	\$ -	\$ 259,125	\$ 58,172	\$ -	\$ 301,271	\$ -	\$ 141,414	\$ 794,699
Charges for services	-	-	-	-	-	-	-	-
Other	-	-	-	-	-	-	-	-
Interest income	-	-	-	-	-	-	-	-
Miscellaneous	-	-	-	-	-	-	-	-
Total revenues	-	259,125	58,172	-	301,271	-	141,414	794,699
Expenditures								
Current:								
Instruction	-	-	-	-	188,144	-	-	794,699
Support services	-	301,632	31,113	14,497	88,615	-	138,344	-
Community services	-	-	-	-	14,564	-	-	-
Facilities acquisition and construction	-	-	-	-	-	-	-	-
Nonprogrammed charges	-	-	-	-	-	-	-	-
Debt service:								
Principal paid on leases	-	-	-	-	-	-	-	-
Principal paid on finance purchases	-	-	-	-	-	-	-	-
Principal paid on subscription leases	-	-	-	-	-	-	-	-
Interest on debt	-	-	-	-	-	-	-	-
Total expenditures	-	301,632	31,113	14,497	291,323	-	138,344	794,699
Excess (deficiency) of revenues over (under) expenditures	-	(42,507)	27,059	(14,497)	9,948	-	3,070	-
Other Financing Sources/(Uses)								
Common school loan proceeds	-	-	-	-	-	-	-	-
Lease proceeds	-	-	-	-	-	-	-	-
Subscription proceeds	-	-	-	-	-	-	-	-
Transfer in	-	-	-	-	-	-	-	-
Transfer out	-	-	-	-	-	-	-	-
Total other financing sources	-	-	-	-	-	-	-	-
Net change in fund balance	-	(42,507)	27,059	(14,497)	9,948	-	3,070	-
Fund Balance (Deficit), Beginning	-	107,841	31,113	14,497	88,331	-	49,827	-
Fund Balance (Deficit), Ending	\$ -	\$ 65,334	\$ 58,172	\$ -	\$ 98,279	\$ -	\$ 52,897	\$ -

Evansville Vanderburgh School Corporation

Combining Statement of Revenues, Expenditures and

Changes in Fund Balance -

Nonmajor Governmental Funds -

Special Revenue Funds

Year Ended June 30, 2023

	DG Literacy	Title I Funds	Title II Funds	McKinney-Vento	Special Education Funds	Title IV, Part A	Perkins Grants	Medicaid/ Federal/ Riley
Revenues								
Intergovernmental	\$ -	\$ 8,009,573	\$ 1,030,008	\$ 94,141	\$ 6,758,076	\$ 538,051	\$ 992,469	\$ -
Charges for services	-	-	-	-	-	-	-	-
Other	-	-	-	-	-	-	-	-
Interest income	-	-	-	-	-	-	-	-
Miscellaneous	-	-	-	-	-	-	-	-
Total revenues	-	8,009,573	1,030,008	94,141	6,758,076	538,051	992,469	-
Expenditures								
Current:								
Instruction	-	3,552,220	14,504	15,697	1,145,231	120,159	863,545	-
Support services	-	3,873,975	936,942	-	5,244,785	385,180	129,460	-
Community services	-	42,770	-	78,715	-	-	-	-
Facilities acquisition and construction	-	-	-	-	-	11,084	-	-
Nonprogrammed charges	-	379,576	54,678	-	360,242	23,602	-	-
Debt service:								
Principal paid on leases	-	-	-	-	-	-	-	-
Principal paid on finance purchases	-	-	-	-	-	-	-	-
Principal paid on subscription leases	-	-	-	-	-	-	-	-
Interest on debt	-	-	-	-	-	-	-	-
Total expenditures	-	7,848,541	1,006,124	94,412	6,750,258	540,025	993,005	-
Excess (deficiency) of revenues over (under) expenditures	-	161,032	23,884	(271)	7,818	(1,974)	(536)	-
Other Financing Sources/(Uses)								
Common school loan proceeds	-	-	-	-	-	-	-	-
Lease proceeds	-	-	-	-	-	-	-	-
Subscription proceeds	-	-	-	-	-	-	-	-
Transfer in	-	-	-	-	-	-	-	-
Transfer out	-	-	-	-	-	-	-	-
Total other financing sources	-	-	-	-	-	-	-	-
Net change in fund balance	-	161,032	23,884	(271)	7,818	(1,974)	(536)	-
Fund Balance (Deficit), Beginning	-	(407,589)	(48,283)	(2,874)	(214,396)	(7,246)	(11,316)	18,441
Fund Balance (Deficit), Ending	\$ -	\$ (246,557)	\$ (24,399)	\$ (3,145)	\$ (206,578)	\$ (9,220)	\$ (11,852)	\$ 18,441

Evansville Vanderburgh School Corporation

Combining Statement of Revenues, Expenditures and

Changes in Fund Balance -

Nonmajor Governmental Funds -

Special Revenue Funds

Year Ended June 30, 2023

	Medicaid/ Federal/ Bass	YMCA Grant Funds	Med Fed/ Butler	Title III Funds	School Improvement Grants	Levy Excess	PBIS-SW Behavior	Misc/Donations
Revenues								
Intergovernmental	\$ 443,332	\$ 111,825	\$ -	\$ 136,667	\$ 353,429	\$ -	\$ 129,000	\$ -
Charges for services	-	-	-	-	-	-	-	177,980
Other								
Interest income	-	-	-	-	-	-	-	2,419
Miscellaneous	-	-	-	-	-	-	-	153,597
Total revenues	<u>443,332</u>	<u>111,825</u>	<u>-</u>	<u>136,667</u>	<u>353,429</u>	<u>-</u>	<u>129,000</u>	<u>333,996</u>
Expenditures								
Current:								
Instruction	-	111,825	-	126,016	73,127	-	-	113,026
Support services	314,043	-	-	7,996	265,239	-	70,855	-
Community services	-	-	-	1,680	-	-	-	385,036
Facilities acquisition and construction	-	-	-	-	-	-	7,450	-
Nonprogrammed charges	-	-	-	975	11,454	-	-	-
Debt service:								
Principal paid on leases	-	-	-	-	-	-	-	-
Principal paid on finance purchases	-	-	-	-	-	-	-	7,453
Principal paid on subscription leases	-	-	-	-	-	-	-	-
Interest on debt	-	-	-	-	-	-	-	445
Total expenditures	<u>314,043</u>	<u>111,825</u>	<u>-</u>	<u>136,667</u>	<u>349,820</u>	<u>-</u>	<u>78,305</u>	<u>505,960</u>
Excess (deficiency) of revenues over (under) expenditures	<u>129,289</u>	<u>-</u>	<u>-</u>	<u>-</u>	<u>3,609</u>	<u>-</u>	<u>50,695</u>	<u>(171,964)</u>
Other Financing Sources/(Uses)								
Common school loan proceeds	-	-	-	-	-	-	-	-
Lease proceeds	-	-	-	-	-	-	-	-
Subscription proceeds	-	-	-	-	-	-	-	-
Transfer in	-	-	-	-	-	-	-	-
Transfer out	-	-	-	-	-	-	-	-
Total other financing sources	<u>-</u>	<u>-</u>	<u>-</u>	<u>-</u>	<u>-</u>	<u>-</u>	<u>-</u>	<u>-</u>
Net change in fund balance	129,289	-	-	-	3,609	-	50,695	(171,964)
Fund Balance (Deficit), Beginning	<u>498,819</u>	<u>-</u>	<u>-</u>	<u>-</u>	<u>(8,126)</u>	<u>-</u>	<u>184,477</u>	<u>1,931,887</u>
Fund Balance (Deficit), Ending	<u>\$ 628,108</u>	<u>\$ -</u>	<u>\$ -</u>	<u>\$ -</u>	<u>\$ (4,517)</u>	<u>\$ -</u>	<u>\$ 235,172</u>	<u>\$ 1,759,923</u>

Evansville Vanderburgh School Corporation

Combining Statement of Revenues, Expenditures and

Changes in Fund Balance -

Nonmajor Governmental Funds -

Special Revenue Funds

Year Ended June 30, 2023

	CSF #1	STEM PRIME Math	State Connectivity	E-Learning LC	1003g-Cedar Hall	Full Service 1	ESSER III	ESSER II
Revenues								
Intergovernmental	\$ 1,060,418	\$ 69,338	\$ 11,115	\$ -	\$ -	\$ 432,539	\$ 18,855,824	\$ 11,421,278
Charges for services	-	-	-	-	-	-	-	-
Other								
Interest income	-	-	-	-	-	-	-	-
Miscellaneous	-	-	-	-	-	-	-	-
Total revenues	<u>1,060,418</u>	<u>69,338</u>	<u>11,115</u>	<u>-</u>	<u>-</u>	<u>432,539</u>	<u>18,855,824</u>	<u>11,421,278</u>
Expenditures								
Current:								
Instruction	-	4,184	-	-	-	-	7,373,458	4,802,944
Support services	4,372,767	66,101	13,232	12,725	-	348,870	7,825,021	5,447,165
Community services	-	-	-	-	-	-	271,313	-
Facilities acquisition and construction	1,310,773	-	-	-	-	59,859	3,561,152	930,030
Nonprogrammed charges	-	-	-	-	-	18,436	480,143	311,240
Debt service:								
Principal paid on leases	-	-	-	-	-	-	-	-
Principal paid on finance purchases	-	-	-	-	-	-	-	-
Principal paid on subscription leases	147,683	-	-	-	-	-	16,091	229,073
Interest on debt	3,457	-	-	-	-	-	784	227
Total expenditures	<u>5,834,680</u>	<u>70,285</u>	<u>13,232</u>	<u>12,725</u>	<u>-</u>	<u>427,165</u>	<u>19,527,962</u>	<u>11,720,679</u>
Excess (deficiency) of revenues over (under) expenditures	<u>(4,774,262)</u>	<u>(947)</u>	<u>(2,117)</u>	<u>(12,725)</u>	<u>-</u>	<u>5,374</u>	<u>(672,138)</u>	<u>(299,401)</u>
Other Financing Sources/(Uses)								
Common school loan proceeds	3,544,822	-	-	-	-	-	-	-
Lease proceeds	-	-	-	-	-	-	-	-
Subscription proceeds	1,310,773	-	-	-	-	-	150,413	229,073
Transfer in	-	-	-	-	-	-	-	-
Transfer out	-	-	-	-	-	-	-	-
Total other financing sources	<u>4,855,595</u>	<u>-</u>	<u>-</u>	<u>-</u>	<u>-</u>	<u>-</u>	<u>150,413</u>	<u>229,073</u>
Net change in fund balance	81,333	(947)	(2,117)	(12,725)	-	5,374	(521,725)	(70,328)
Fund Balance (Deficit), Beginning	<u>27,615</u>	<u>-</u>	<u>7,043</u>	<u>12,725</u>	<u>-</u>	<u>(11,700)</u>	<u>(284,519)</u>	<u>(465,890)</u>
Fund Balance (Deficit), Ending	<u>\$ 108,948</u>	<u>\$ (947)</u>	<u>\$ 4,926</u>	<u>\$ -</u>	<u>\$ -</u>	<u>\$ (6,326)</u>	<u>\$ (806,244)</u>	<u>\$ (536,218)</u>

Evansville Vanderburgh School Corporation

Combining Statement of Revenues, Expenditures and

Changes in Fund Balance -

Nonmajor Governmental Funds -

Special Revenue Funds

Year Ended June 30, 2023

	<u>GEERF</u>	<u>CARES Act</u>	<u>FEMA Covid</u>	<u>Early Stabilization</u>	<u>Stabilization Daycare</u>	<u>ESSER/SI/CAZE</u>	<u>Daycare Scholarship</u>	<u>Project Aware</u>
Revenues								
Intergovernmental	\$ -	\$ 59,052	\$ 167,312	\$ -	\$ -	\$ 60,186	\$ 25,638	\$ 35,613
Charges for services	-	-	-	-	-	-	-	-
Other	-	-	-	-	-	-	-	-
Interest income	-	-	-	-	-	-	-	-
Miscellaneous	-	-	-	-	-	-	-	-
Total revenues	-	59,052	167,312	-	-	60,186	25,638	35,613
Expenditures								
Current:								
Instruction	-	22,410	-	1,258,952	421,159	-	-	-
Support services	-	27,943	-	-	-	46,375	-	36,118
Community services	-	-	-	-	8,127	-	24,231	-
Facilities acquisition and construction	-	-	-	32,732	-	-	-	-
Nonprogrammed charges	-	7,998	-	-	-	1,361	-	-
Debt service:								
Principal paid on leases	-	-	-	-	-	-	-	-
Principal paid on finance purchases	-	-	-	-	-	-	-	-
Principal paid on subscription leases	-	-	-	32,732	-	-	-	-
Interest on debt	-	-	-	53	-	-	-	-
Total expenditures	-	58,351	-	1,324,469	429,286	47,736	24,231	36,118
Excess (deficiency) of revenues over (under) expenditures	-	701	167,312	(1,324,469)	(429,286)	12,450	1,407	(505)
Other Financing Sources/(Uses)								
Common school loan proceeds	-	-	-	-	-	-	-	-
Lease proceeds	-	-	-	-	-	-	-	-
Subscription proceeds	-	-	-	32,732	-	-	-	-
Transfer in	-	-	-	-	-	-	-	-
Transfer out	-	-	-	-	-	-	-	-
Total other financing sources	-	-	-	32,732	-	-	-	-
Net change in fund balance	-	701	167,312	(1,291,737)	(429,286)	12,450	1,407	(505)
Fund Balance (Deficit), Beginning	-	(701)	-	3,821,814	616,141	(12,450)	(1,407)	-
Fund Balance (Deficit), Ending	\$ -	\$ -	\$ 167,312	\$ 2,530,077	\$ 186,855	\$ -	\$ -	\$ (505)

Evansville Vanderburgh School Corporation

Combining Statement of Revenues, Expenditures and

Changes in Fund Balance -

Nonmajor Governmental Funds -

Special Revenue Funds

Year Ended June 30, 2023

	Athletics	ARP	CTE PERF Grant	Arsic 21-22	Cohort Grant Funds	School Counseling	Extra Curricular Accounts	Total Special Revenue Funds
Revenues								
Intergovernmental	\$ -	\$ 1,260,847	\$ 2,915	\$ 387	\$ 679,426	\$ 26,354	\$ -	\$ 69,901,794
Charges for services	-	-	-	-	-	-	-	3,499,851
Other								
Interest income	-	-	-	-	-	-	4,628	190,654
Miscellaneous	-	-	-	-	-	-	6,807,479	10,005,929
Total revenues	-	1,260,847	2,915	387	679,426	26,354	6,812,107	83,598,228
Expenditures								
Current:								
Instruction	-	297,659	657	387	394,240	-	1,081,566	22,775,809
Support services	-	855,902	-	-	252,523	28,141	1,193,282	34,922,996
Community services	-	28,950	-	-	-	-	-	14,215,227
Facilities acquisition and construction	-	-	-	-	-	-	-	9,124,245
Nonprogrammed charges	-	39,619	-	-	33,635	-	4,214,102	7,279,788
Debt service:								
Principal paid on leases	-	-	-	-	-	-	-	163,326
Principal paid on finance purchases	-	-	-	-	-	-	-	535,924
Principal paid on subscription leases	-	-	-	-	-	-	-	521,455
Interest on debt	-	-	-	-	-	-	-	45,534
Total expenditures	-	1,222,130	657	387	680,398	28,141	6,488,950	89,584,304
Excess (deficiency) of revenues over (under) expenditures	-	38,717	2,258	-	(972)	(1,787)	323,157	(5,986,076)
Other Financing Sources/(Uses)								
Common school loan proceeds	-	-	-	-	-	-	-	3,544,822
Lease proceeds	-	-	-	-	-	-	-	169,667
Subscription proceeds	-	-	-	-	-	-	-	2,180,295
Transfer in	-	-	-	-	-	-	-	2,099,944
Transfer out	-	-	-	-	-	-	-	(2,369,928)
Total other financing sources	-	-	-	-	-	-	-	5,624,800
Net change in fund balance	-	38,717	2,258	-	(972)	(1,787)	323,157	(361,276)
Fund Balance (Deficit), Beginning	-	(52,380)	-	-	(5,117)	-	4,124,269	20,633,015
Fund Balance (Deficit), Ending	\$ -	\$ (13,663)	\$ 2,258	\$ -	\$ (6,089)	\$ (1,787)	\$ 4,447,426	\$ 20,271,739

Evansville Vanderburgh School Corporation

Combining Balance Sheet -
Nonmajor Governmental Funds -
Debt Service Funds
June 30, 2023

	Building Corporation - Debt Service	GO Bonds - Debt Service	Total Debt Service Funds
Assets			
Restricted cash and cash equivalents	\$ 16,436,494	\$ 3,642,177	\$ 20,078,671
Total assets	<u>\$ 16,436,494</u>	<u>\$ 3,642,177</u>	<u>\$ 20,078,671</u>
Fund Balances			
Restricted	\$ 16,436,494	\$ 3,642,177	\$ 20,078,671
Total fund balances	<u>\$ 16,436,494</u>	<u>\$ 3,642,177</u>	<u>\$ 20,078,671</u>

Evansville Vanderburgh School Corporation

Combining Statement of Revenues, Expenditures and Changes
in Fund Balances -
Nonmajor Governmental Funds -
Debt Service Funds
Year Ended June 30, 2023

	Building Corporation - Debt Service	GO Bonds - Debt Service	Total Debt Service Funds
Revenues			
Intergovernmental:	\$ 1,427,265	\$ -	\$ 1,427,265
Interest income	253,866	12,783	266,649
Miscellaneous	-	308	308
Total revenues	<u>1,681,131</u>	<u>13,091</u>	<u>1,694,222</u>
Expenditures			
Debt service:			
Principal paid on debt	11,280,000	3,150,000	14,430,000
Interest on debt	<u>5,378,798</u>	<u>334,575</u>	<u>5,713,373</u>
Total expenditures	<u>16,658,798</u>	<u>3,484,575</u>	<u>20,143,373</u>
Excess (deficiency) of revenues over (under) expenditures	<u>(14,977,667)</u>	<u>(3,471,484)</u>	<u>(18,449,151)</u>
Other Financing Sources			
Transfer in	<u>16,540,500</u>	<u>7,113,661</u>	<u>23,654,161</u>
Total other financing sources	<u>16,540,500</u>	<u>7,113,661</u>	<u>23,654,161</u>
Net change in fund balance	1,562,833	3,642,177	5,205,010
Fund Balance, Beginning	<u>14,873,661</u>	<u>-</u>	<u>14,873,661</u>
Fund Balance, Ending	<u>\$ 16,436,494</u>	<u>\$ 3,642,177</u>	<u>\$ 20,078,671</u>

Evansville Vanderburgh School Corporation

Combining Balance Sheet -
Nonmajor Governmental Funds -
Capital Projects Funds
June 30, 2023

	Building Corporation · Capital Projects	General Obligation Bond	Total Capital Projects Funds
Assets			
Cash and cash equivalents	\$ 8,364,650	\$ 6,655,972	\$ 15,020,622
Total assets	<u>\$ 8,364,650</u>	<u>\$ 6,655,972</u>	<u>\$ 15,020,622</u>
Liabilities and Fund Balances			
Liabilities			
Accounts payable	\$ -	\$ 983,331	\$ 983,331
Total liabilities	<u>-</u>	<u>983,331</u>	<u>983,331</u>
Fund Balances			
Restricted	<u>8,364,650</u>	<u>5,672,641</u>	<u>14,037,291</u>
Total fund balances	<u>8,364,650</u>	<u>5,672,641</u>	<u>14,037,291</u>
Total liabilities and fund balances	<u>\$ 8,364,650</u>	<u>\$ 6,655,972</u>	<u>\$ 15,020,622</u>

Evansville Vanderburgh School Corporation

Combining Statement of Revenues, Expenditures and Changes in Fund Balance -
 Nonmajor Governmental Funds -
 Capital Projects Funds
 Year Ended June 30, 2023


	Building Corporation - Capital Projects	General Obligation Bond	Total Capital Projects Funds
Revenues			
Other:			
Interest income	\$ 262,776	\$ -	\$ 262,776
Expenditures			
Current:			
Support services	-	377,238	377,238
Facilities acquisition and construction	333,850	6,298,624	6,632,474
Total expenditures	333,850	6,675,862	7,009,712
Excess (deficiency) of revenues over (under) expenditures	(71,074)	(6,675,862)	(6,746,936)
Other Financing Sources			
Debt proceeds	-	6,500,000	6,500,000
Transfer out	-	(700)	(700)
Total other financing sources	-	6,499,300	6,499,300
Net change in fund balance	(71,074)	(176,562)	(247,636)
Fund Balance, Beginning	8,435,724	5,849,203	14,284,927
Fund Balance, Ending	\$ 8,364,650	\$ 5,672,641	\$ 14,037,291



Evansville Vanderburgh School Corporation

Single Audit Report

June 30, 2023



Contents

Schedule of Expenditures of Federal Awards.....	1
Notes to the Schedule of Expenditures of Federal Awards.....	4
Report on Internal Control over Financial Reporting and on Compliance and Other Matters Based on an Audit of Financial Statements Performed in Accordance with <i>Government Auditing Standards</i> – Independent Auditor’s Report.....	5
Report on Compliance for Each Major Federal Program, Report on Internal Control over Compliance, and Report on Schedule of Expenditures of Federal Awards Required by the Uniform Guidance – Independent Auditor’s Report.....	7
Schedule of Findings and Questioned Costs.....	10
The School Corporation’s Prepared Documents – Summary Schedule of Prior Audit Findings.....	12

**Evansville Vanderburgh School Corporation
Schedule of Expenditures of Federal Awards
Year Ended June 30, 2023**

Federal Grantor Agency Cluster Title/Program Title/Project Title	Pass-Through Entity or Direct Grant	Assistance Listing Number	Pass-Through Entity (or Other) Identifying Number	Pass-Through To Subrecipient	Total Federal Awards Expended
U.S. Department of Agriculture					
Child Nutrition Cluster					
National School Lunch Program	Indiana Department of Education				
National School Lunch Program – Commodities		10.555	FY 2023	\$ -	\$ 1,874,279
National School Lunch Program		10.555	FY 2023	-	972,274
National School Lunch Program		10.555	FY2022	-	1,434,242
National School Lunch Program		10.555	FY 2023	-	11,353,825
Summer Food Service Program for Children					
COVID 19 – Summer Food Service Program for Children	Indiana Department of Education	10.559	FY 2022	-	211,788
COVID 19 – Summer Food Service Program for Children		10.559	FY 2023	-	36,050
Total – Summer Food Service Program for Children					
-					
Total – Child Nutrition Cluster					
-					
15,882,458					
Child and Adult Care Food Program					
Child and Adult Care Food Program	Indiana Department of Education	10.558	FY 2022	-	1,205
Child and Adult Care Food Program		10.558	FY 2023	-	102,984
National School Lunch Program					
National School Lunch Program – P-EBT ADMIN FUNDS	Indiana Department of Education	10.649	FY 2023	-	5,950
Total – Department of Agriculture					
-					
15,992,597					
U.S. Department of Education					
Career and Technical Education – Basic Grants to States					
Perkins FY 21/22	Indiana Governor's Workforce Cabinet	84.048	22-0512-B046	-	251,470
Perkins Supply Chain Grant		84.048	22-0512-S046	-	45,906
Perkins Education Readiness Grant		84.048	22-0512-ERG5	-	100,000
Perkins FY 22/23		84.048	23-0512-P046	-	658,422
Perkins Assessment FY 22/23		84.048	23-0512-A046	-	6,900
Total – Career and Technical Education – Basic Grants to States					
-					
1,062,698					
Education Stabilization Fund					
CARES Act/COVID-19/Elementary and Secondary School Emergency Relief Fund	Indiana Department of Education	84.425D	S425D200 013	-	65,942
CARES Act/COVID-19/Elementary and Secondary School Emergency Relief Fund		84.425D	S425D210 013	-	10,954,779
CARES Act/COVID-19/Elementary and Secondary School Emergency Relief Fund		84.425U	S425U210 013	-	17,232,384
CARES Act/COVID-19/Elementary and Secondary School Emergency Relief Fund		84.425U	S425U210 013	-	35,000
CARES Act/COVID-19/Elementary and Secondary School Emergency Relief Fund		84.425C	S425C200 018	-	5,396
COVID-19 - ARP HCY II		84.425W	7000S425W210015	-	89,938
American Rescue Plan Act of 2021 – Elementary and Secondary Education Relief Fund (ARP ESSER)					
COVID-19 American Rescue Plan Act of 2021	Indiana Department of Education	84.425U	S425U210 013	-	80,123
Re-Imagining Enrichment, Academics, and Community Health COVID-19 R.E.A.C.H. Grant\Program					
(ESSER III) FY2022	Indiana Department of Education	84.425U	S425U210 013	-	264,037
(ESSER III) Year 2		84.425D	A58-3-23DL-9422	-	113,274
Explore, Engage, Experience (3E) Grant					
	Indiana Department of Education	84.425U	7000S425U210013	-	126,586
Total – Education Stabilization Fund					
-					
28,967,459					

**Evansville Vanderburgh School Corporation
Schedule of Expenditures of Federal Awards
Year Ended June 30, 2023**

(Continued)

Federal Grantor Agency Cluster Title/Program Title/Project Title	Pass-Through Entity or Direct Grant	Assistance Listing Number	Pass-Through Entity (or Other) Identifying Number	Pass-Through To Subrecipient	Total Federal Awards Expended
Special Education Cluster (IDEA)					
Special Education Grants to State	Indiana Department of Education				
Part B, FY 2021		84.027	21611-015-PN01	\$ -	\$ 727,565
Part B FY 2022		84.027	22611-015-PN01	-	1,753,884
Part B-ARP, FY 2022		84.027	22611-015-ARP	-	904,777
Part B FY 2023		84.027	23611-015-PN01	-	3,927,152
Total – Special Education Grants to States				-	7,313,378
Special Education Preschool Grants					
Preschool FY 2022	Indiana Department of Education	84.173	22619-015-PN01	-	96,275
Preschool-ARP FY 2022		84.173	22619-015-ARP	-	72,543
Preschool FY 2023		84.173	23619-015-PN01	-	221,570
Total – Special Education Preschool Grants				-	390,388
Total – Special Education Cluster (IDEA)				-	7,703,766
Title I Grants to Local Education Agencies					
Title I Basic	Indiana Department of Education	84.010	22-7995	-	3,113,551
Title I Basic		84.010	23-7995	-	5,144,081
1003a-School Improvement		84.010	21-7995	-	114,228
1003a-School Improvement		84.010	22-7995	-	175,960
1003a-School Improvement		84.010	23-7995	-	69,299
Total – Title I Grants to Local Education Agencies				-	8,617,119
Education for Homeless Children and Youth					
McKinney-Vento FY 21/22	Indiana Department of Education	84.196	7000S196A210015-Y3	-	31,720
McKinney-Vento FY 22/23		84.196	7000S196A220015	-	62,300
Total – Education for Homeless Children and Youth				-	94,020
English Language Acquisition State Grants					
Title III FY 21/23	Indiana Department of Education	84.365	01121-078-PN01	-	25,582
Title III FY 22/24		84.365	01122-079-PN01	-	23,691
Title III FY 23/25		84.365	01123-079-PN01	-	74,069
Title III FY 22/24 Immigrant Influx		84.365	S365A220014	-	12,827
Total – English Language Acquisition State Grants				-	136,169
Afghan Refugee Children School Impact Grant		93.566	700REFSOCSVCF23	-	386
Student Support and Academic Enrichment Program					
Title IV, Part A	Indiana Department of Education	84.424	S424A200015	-	314,817
Title IV, Part A		84.424	S424A210015	-	180,614
Title IV, Part A		84.424	S424A220015	-	34,123
Total – Student Support and Academic Enrichment Program				-	529,554
Twenty-First Century Community Learning Centers					
Cohort 10, Year 1 FY 21/22	Indiana Department of Education	84.287	A58-2-22DL-0066	-	134,314
Cohort 10, Year 2 FY 22/23		84.287	A58-2-22DL-0066	-	444,806
Cohort 11, Year 1 FY 22/23		84.287	A58-3-23DL-0008	-	147,501
Total – Twenty-First Century Community Learning Centers				-	726,621
Supporting Effective Instruction State Grants					
Title II, Part A Cluster	Indiana Department of Education	84.367	S367A200013	-	535,549
Title II, Part A Cluster		84.367	S367A210013	-	508,892
Title II, Part A Cluster Teacher Leader Bootcamp #4		84.367	PO# 00700-0020005188	-	14,504
Total – Supporting Effective Instruction State Grants				-	1,058,945

**Evansville Vanderburgh School Corporation
Schedule of Expenditures of Federal Awards
Year Ended June 30, 2023**

(Continued)

Federal Grantor Agency Cluster Title/Program Title/Project Title	Pass-Through Entity or Direct Grant	Assistance Listing Number	Pass-Through Entity (or Other) Identifying Number	Pass-Through To Subrecipient	Total Federal Awards Expended
Funds for the Improvement of Education	U.S. Department of Education				
Full Service Grant, Yr 2		84.215	U215J200046-21	\$ -	\$ 128,971
Full Service Grant, Yr 3		84.215	U215J200046-22	-	272,770
Full Service, Research & Development Grant, Yr 1		84.215	S215J220155	-	30,798
Total – Funds for the Improvement of Education				-	432,539
Substance Abuse and Mental Health Services Projects of Regional and National Significance	Indiana Department of Education				
Project Aware 21-22		93.243	Contract #58115	-	31,975
Project Aware 22-23		93.243	Contract #69138	-	4,694
Total – Substance Abuse and Mental Health Services Projects of Regional and National Significance				-	36,669
Total – Department of Education				-	49,365,945
Department of Health and Human Services					
Medicaid Cluster					
Medical Assistance Program	Family and Social Services Administration	93.778	FY 2023	-	443,332
Medical Assistance Program	Indiana Department of Education	93.778	FY 2023	-	175,446
Total – Medicaid Cluster				-	618,778
CCDF Cluster	Administration for Children and Families				
Build Learn Grow		93.575	FY 2022	-	25,638
Total – CCDF Cluster				-	25,638
Total – Department of Health and Human Services				-	644,416
Federal Emergency Management Agency (FEMA)	Federal Emergency Management Agency				
COVID-19 - Disaster Grant - Public Assistance (Presidentially Declared Disasters)		97.036	FY 2023	-	167,312
Total federal awards expended				\$ -	\$ 66,170,270

Evansville Vanderburgh School Corporation
Notes to the Schedule of Expenditures of Federal Awards
Year Ended June 30, 2023

Note 1. Basis of Presentation

The accompanying schedule of expenditures of federal awards (Schedule) includes the federal award activity of Evansville Vanderburgh School Corporation (School Corporation) under programs of the federal government for the year ended June 30, 2023. The information in this Schedule is presented in accordance with the requirements of Title 2 U.S. *Code of Federal Regulations* Part 200, *Uniform Administrative Requirements, Cost Principles, and Audit Requirements for Federal Awards* (Uniform Guidance). Because the Schedule presents only a selected portion of the operations of the School Corporation, it is not intended to and does not present the financial position, changes in net position or cash flows of the School Corporation.

Note 2. Summary of Significant Accounting Policies

Expenditures reported on the Schedule are reported on the cash basis of accounting. Such expenditures are recognized following the cost principles contained in the Uniform Guidance, wherein certain types of expenditures are not allowable or are limited as to reimbursement. Negative amounts shown on the Schedule represent adjustments or credits made in the normal course of business to amounts reported as expenditures in prior years.

Note 3. Indirect Cost Rate

The School Corporation has elected not to use the 10% de minimis indirect cost rate allowed under the Uniform Guidance.

Note 4. Federal Loan Programs

The School Corporation had no federal loans that they were administering as of June 30, 2023 and the School Corporation did not pass through any federal funds to subrecipients.

Note 5. Non-Cash Programs (Commodities)

Commodities donated to the School Corporation by the U.S. Department of Agriculture (USDA) of \$1,874,279 are valued based on the USDA's donated commodity price list. These are shown as part of the National School Lunch Program (10.555).

Report on Internal Control over Financial Reporting and on Compliance and Other Matters Based on an Audit of Financial Statements Performed in Accordance with *Government Auditing Standards*

Independent Auditor's Report

School Board
Evansville Vanderburgh School Corporation
Evansville, Indiana

We have audited, in accordance with auditing standards generally accepted in the United States of America and the standards applicable to financial audits contained in *Government Auditing Standards*, issued by the Comptroller General of the United States (*Government Auditing Standards*), the financial statements of the governmental activities, each major fund and the aggregate remaining fund information of Evansville Vanderburgh School Corporation (School Corporation) as of and for the year ended June 30, 2023, and the related notes to the financial statements, which collectively comprise the School Corporation's basic financial statements, and have issued our report thereon dated March 25, 2024, which contained an emphasis of matter paragraph for a change in accounting principle and restatement of beginning net position.

Report on Internal Control over Financial Reporting

In planning and performing our audit of the financial statements, we considered the School Corporation's internal control over financial reporting (internal control) as a basis for designing audit procedures that are appropriate in the circumstances for the purpose of expressing our opinions on the financial statements, but not for the purpose of expressing an opinion on the effectiveness of the School Corporation's internal control. Accordingly, we do not express an opinion on the effectiveness of the School Corporation's internal control.

A *deficiency in internal control* exists when the design or operation of a control does not allow management or employees, in the normal course of performing their assigned functions, to prevent, or detect and correct, misstatements on a timely basis. A *material weakness* is a deficiency, or a combination of deficiencies, in internal control such that there is a reasonable possibility that a material misstatement of the entity's financial statements will not be prevented, or detected and corrected, on a timely basis. A *significant deficiency* is a deficiency, or a combination of deficiencies, in internal control that is less severe than a material weakness, yet important enough to merit attention by those charged with governance.

Our consideration of internal control was for the limited purpose described in the first paragraph of this section and was not designed to identify all deficiencies in internal control that might be material weaknesses or significant deficiencies, and therefore, material weaknesses or significant deficiencies may exist that were not identified. We identified a certain deficiency in internal control, described in the accompanying schedule of findings and questioned costs as item 2023-001 that we consider to be a material weakness.

Report on Compliance and Other Matters

As part of obtaining reasonable assurance about whether the School Corporation's financial statements are free from material misstatement, we performed tests of its compliance with certain provisions of laws, regulations, contracts, and grant agreements, noncompliance with which could have a direct and material effect on the financial statements. However, providing an opinion on compliance with those provisions was not an objective of our audit, and accordingly, we do not express such an opinion. The results of our tests disclosed no instances of noncompliance or other matters that are required to be reported under *Government Auditing Standards*.

School Corporation's Response to Finding

Government Auditing Standards requires the auditor to perform limited procedures on the School Corporation's response to the findings identified in our audit and described in the accompanying schedule of findings and questioned costs. The School Corporation's response was not subjected to the other auditing procedures applied in the audit of the financial statements, and accordingly, we express no opinion on the response.

Purpose of This Report

The purpose of this report is solely to describe the scope of our testing of internal control and compliance and the results of that testing, and not to provide an opinion on the effectiveness of the entity's internal control or on compliance. This report is an integral part of an audit performed in accordance with *Government Auditing Standards* in considering the entity's internal control and compliance. Accordingly, this communication is not suitable for any other purpose.

FORVIS, LLP

**Evansville, Indiana
March 25, 2024**



400 Cross Pointe Boulevard / Evansville, IN 47715

P 812.428.6500 / F 812.428.6545

forvis.com

Report on Compliance for Each Major Federal Program, Report on Internal Control over Compliance, and Report on Schedule of Expenditures of Federal Awards Required by the Uniform Guidance

Independent Auditor's Report

School Board
Evansville Vanderburgh School Corporation
Evansville, Indiana

Report on Compliance for Each Major Federal Program

Opinion on Each Major Federal Program

We have audited Evansville Vanderburgh School Corporation's (School Corporation) compliance with the types of compliance requirements identified as subject to audit in the Office of Management and Budget *Compliance Supplement* that could have a direct and material effect on each of the School Corporation's major federal programs for the year ended June 30, 2023. The School Corporation's major federal programs are identified in the summary of auditor's results section of the accompanying schedule of findings and questioned costs.

In our opinion, the School Corporation complied, in all material respects, with the compliance requirements referred to above that could have a direct and material effect on each of its major federal programs for the year ended June 30, 2023.

Basis for Opinion on Each Major Federal Program

We conducted our audit of compliance in accordance with auditing standards generally accepted in the United States of America (GAAS); the standards applicable to financial audits contained in *Government Auditing Standards* issued by the Comptroller General of the United States (*Government Auditing Standards*); and the audit requirements of Title 2 U.S. *Code of Federal Regulations* Part 200, *Uniform Administrative Requirements, Cost Principles, and Audit Requirements for Federal Awards* (Uniform Guidance). Our responsibilities under those standards and the Uniform Guidance are further described in the Auditor's Responsibilities for the Audit of Compliance section of our report.

We are required to be independent of the School Corporation and to meet our other ethical responsibilities, in accordance with relevant ethical requirements relating to our audit. We believe that the audit evidence we have obtained is sufficient and appropriate to provide a basis for our opinion on compliance for each major federal program. Our audit does not provide a legal determination of the School Corporation's compliance with the compliance requirements referred to above.

Responsibilities of Management for Compliance

Management is responsible for compliance with the requirements referred to above and for the design, implementation, and maintenance of effective internal control over compliance with the requirements of laws, statutes, regulations, rules, and provisions of contracts or grant agreements applicable to the School Corporation's federal programs.

Auditor's Responsibilities for the Audit of Compliance

Our objectives are to obtain reasonable assurance about whether material noncompliance with the compliance requirements referred to above occurred, whether due to fraud or error, and express an opinion on the School Corporation's compliance based on our audit. Reasonable assurance is a high level of assurance but is not absolute assurance and therefore is not a guarantee that an audit conducted in accordance with GAAS, *Government Auditing Standards*, and the Uniform Guidance will always detect material noncompliance when it exists. The risk of not detecting material noncompliance resulting from fraud is higher than for that resulting from error, as fraud may involve collusion, forgery, intentional omissions, misrepresentations, or the override of internal control. Noncompliance with the compliance requirements referred to above is considered material, if there is a substantial likelihood that, individually or in the aggregate, it would influence the judgment made by a reasonable user of the report on compliance about the School Corporation's compliance with the requirements of each major federal program as a whole.

In performing an audit in accordance with GAAS, *Government Auditing Standards*, and the Uniform Guidance, we:

- Exercise professional judgment and maintain professional skepticism throughout the audit.
- Identify and assess the risks of material noncompliance, whether due to fraud or error, and design and perform audit procedures responsive to those risks. Such procedures include examining, on a test basis, evidence regarding the School Corporation's compliance with the compliance requirements referred to above and performing such other procedures as we considered necessary in the circumstances.
- Obtain an understanding of the School Corporation's internal control over compliance relevant to the audit in order to design audit procedures that are appropriate in the circumstances and to test and report on internal control over compliance in accordance with the Uniform Guidance, but not for the purpose of expressing an opinion on the effectiveness of the School Corporation's internal control over compliance. Accordingly, no such opinion is expressed.

We are required to communicate with those charged with governance regarding, among other matters, the planned scope and timing of the audit and any significant deficiencies and material weaknesses in internal control over compliance that we identified during the audit.

Report on Internal Control over Compliance

A deficiency in internal control over compliance exists when the design or operation of a control over compliance does not allow management or employees, in the normal course of performing their assigned functions, to prevent, or detect and correct, noncompliance with a type of compliance requirement of a federal program on a timely basis. *A material weakness in internal control over compliance* is a deficiency, or a combination of deficiencies, in internal control over compliance, such that there is a reasonable possibility that material noncompliance with a type of compliance requirement of a federal program will not be prevented, or detected and corrected, on a timely basis. *A significant deficiency in internal control over compliance* is a deficiency, or a combination of deficiencies, in internal control over compliance with a type of compliance requirement of a federal program that is less severe than a material weakness in internal control over compliance, yet important enough to merit attention by those charged with governance.

Our consideration of internal control over compliance was for the limited purpose described in the Auditor's Responsibilities for the Audit of Compliance section above and was not designed to identify all deficiencies in internal control over compliance that might be material weaknesses or significant deficiencies in internal control over compliance. Given these limitations, during our audit we did not identify any deficiencies in internal control over compliance that we consider to be material weaknesses, as defined above. However, material weaknesses or significant deficiencies in internal control over compliance may exist that were not identified.

Our audit was not designed for the purpose of expressing an opinion on the effectiveness of internal control over compliance. Accordingly, no such opinion is expressed.

The purpose of this report on internal control over compliance is solely to describe the scope of our testing of internal control over compliance and the results of that testing based on the requirements of the Uniform Guidance. Accordingly, this report is not suitable for any other purpose.

Report on Schedule of Expenditures of Federal Awards Required by the Uniform Guidance

We have audited the financial statements of the governmental activities, each major fund and the aggregate remaining fund information of the School Corporation, as of and for the year ended June 30, 2023, and the related notes to the financial statements, which collectively comprise the School Corporation's basic financial statements. We issued our report thereon dated March 25, 2024, which contained an unmodified opinion on those financial statements and emphasis of matter paragraphs regarding a change in accounting principle and restatement of beginning net position. Our audit was conducted for the purpose of forming opinions on the financial statements that collectively comprise the basic financial statements. The accompanying schedule of expenditures of federal awards is presented for purposes of additional analysis as required by the Uniform Guidance and is not a required part of the basic financial statements. Such information is the responsibility of management and was derived from and relates directly to the underlying accounting and other records used to prepare the basic financial statements. The information has been subjected to the auditing procedures applied in the audit of the financial statements and certain additional procedures, including comparing and reconciling such information directly to the underlying accounting and other records used to prepare the financial statements or to the basic financial statements themselves, and other additional procedures in accordance with standards generally accepted in the United States of America. In our opinion, the schedule of expenditures of federal awards is fairly stated in all material respects in relation to the basic financial statements as a whole.

FORVIS,LLP

**Evansville, Indiana
March 25, 2024**

**Evansville Vanderburgh School Corporation
 Schedule of Findings and Questioned Costs
 Year Ended June 30, 2023**

Section I – Summary of Auditor’s Results

Financial Statements

1. Type of report the auditor issued on whether the financial statements audited were prepared in accordance with accounting principles generally accepted in the United States of America (GAAP):

- Unmodified Qualified Adverse Disclaimer

2. Internal control over financial reporting:

- Significant deficiency(ies) identified? Yes None reported
 Material weakness(es) identified? Yes No

3. Noncompliance material to the financial statements noted? Yes No

Federal Awards

4. Internal control over major federal awards programs:

- Significant deficiency(ies) identified? Yes None reported
 Material weakness(es) identified? Yes No

5. Type of auditor’s report issued on compliance for major federal programs:

- Unmodified Qualified Adverse Disclaimer

6. Any audit findings disclosed that are required to be reported by 2 CFR 200.516(a)? Yes No

7. Identification of major federal programs:

Assistance Listing Numbers	Name of Federal Program or Cluster	Opinion Issued
10.555 & 10.559 84.425	Child Nutrition Cluster Education Stabilization Funds	Unmodified Unmodified

8. Dollar threshold used to distinguish between Type A and Type B programs: \$1,985,108.

9. Auditee qualified as a low-risk auditee? Yes No

Section II – Financial Statement Findings

Reference Number	Finding
2023-001	<p>Criteria or specific requirement: Management is responsible for establishing and maintaining effective internal controls over financial reporting. Management is responsible for the fair presentation of the financial statements in accordance with accounting principles generally accepted in the United States of America.</p> <p>Condition: During the 2023 audit, we identified adjusting entries related to accounts payable and capital assets (including a material restatement to prior year ending net position as a result of an error in the tracking of capital assets). These entries and corrections were proposed and management recorded.</p> <p>Effect: Potentially material misstatements in the financial statements and disclosures.</p> <p>Cause: Management's estimates did not consider all facts and circumstances in the calculations and thus estimates and balances were revised and adjustments were made primarily as a result of audit procedures performed and management's detailed analysis of capital assets.</p> <p>Recommendation: Management should continue to review these areas throughout the year and during preparation of year-end financial statements.</p> <p>Views of responsible officials and planned corrective actions: The School Corporation's management and board of directors agree and will review and record all adjusting journal entries including fiscal year-end journal entries, prior to the beginning of the audit engagement.</p>

Section III – Federal Award Findings and Questioned Costs

No matters are reportable.

**Evansville Vanderburgh School Corporation
 Summary Schedule of Prior Audit Findings
 Year Ended June 30, 2023**

Reference Number	Summary of Finding	Status
2022-001; 2021-001; 2020-001	<p>Management is responsible for establishing and maintaining effective internal controls over financial reporting. Management is responsible for the fair presentation of the financial statements in accordance with accounting principles generally accepted in the United States of America. During the 2020-2022 audits, adjustments related to contracts payable, loans payable, pension expense, property tax revenue, payables and encumbrances, claims payable and expense, construction in process, accounts payable, correction of extracurricular funds and prepaid lunch funds reported as custodial funds were proposed and management recorded.</p> <p>Reason for recurrence: The School Corporation continues to make improvements in internal controls to help identify these adjustments for the annual financial statements.</p>	Not resolved. See Finding 2023-001.