

D — CONSTRUCTION & REHABILITATION

**STATE OF INDIANA -- BUDGET REPORT
TABLE OF CONTENTS**

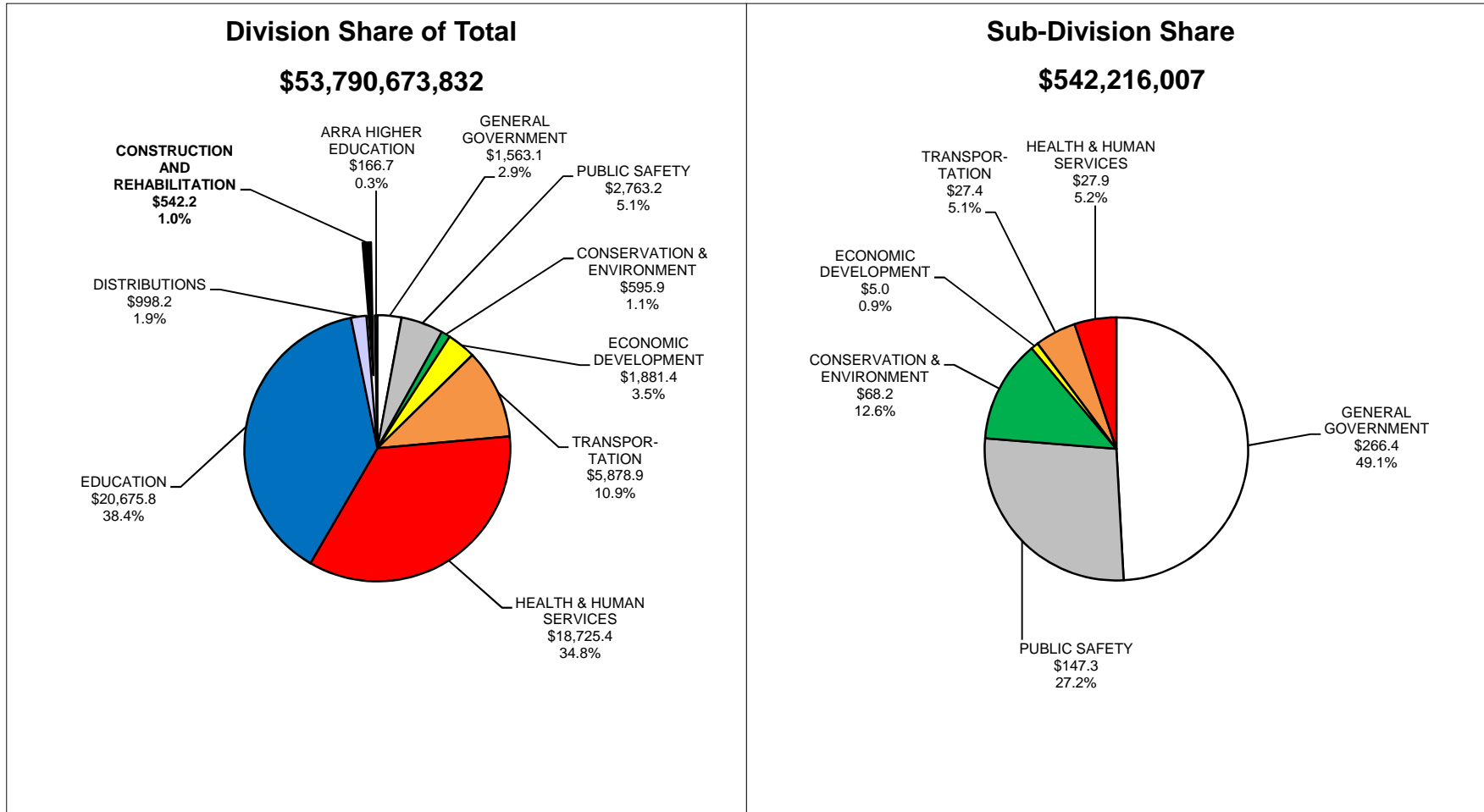
CONSTRUCTION AND REHABILITATION

CONSTRUCTION AND REHABILITATION.....	D-1
GENERAL GOVERNMENT.....	D-1
Senate.....	D-1
State Budget Agency.....	D-1
Department of Administration.....	D-1
PUBLIC SAFETY.....	D-2
Indiana State Police.....	D-2
Law Enforcement Training Board.....	D-2
Adjutant General.....	D-2
Department of Correction.....	D-2
CONSERVATION AND ENVIRONMENT.....	D-4
Department of Natural Resources.....	D-4
Other Natural Resources.....	D-4
Little Calumet River Basin Commission.....	D-4
Kankakee River Basin Commission.....	D-4
War Memorials Commission.....	D-5
ECONOMIC DEVELOPMENT.....	D-5
Indiana Finance Authority.....	D-5
TRANSPORTATION.....	D-5
Department of Transportation.....	D-5
HEALTH AND HUMAN SERVICES.....	D-5
Family and Social Services Administration.....	D-5
Evansville Psychiatric Children's Center.....	D-5
Evansville State Hospital.....	D-5
Madison State Hospital.....	D-5
Logansport State Hospital.....	D-6
Richmond State Hospital.....	D-6
Larue Carter Memorial Hospital.....	D-6
Public Health.....	D-6
School for the Blind and Visually Impaired.....	D-6
School for the Deaf.....	D-6
Indiana Veterans' Home.....	D-6
EDUCATION.....	D-7
Higher Education.....	D-7

TABLE OF CONTENTS

(This page intentionally left blank.)

State of Indiana - Recommended Expenditures Construction and Rehabilitation - 2009-2011 Biennium

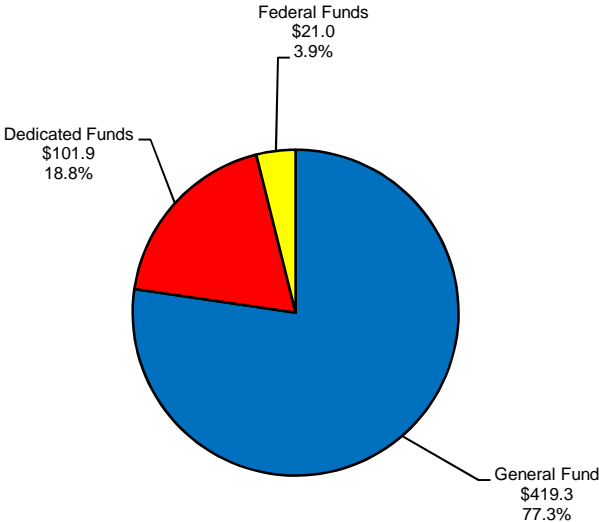


Sector Values in Millions of Dollars
Source: Indiana State Budget Agency

State of Indiana - Recommended Expenditures Construction and Rehabilitation - 2009-2011 Biennium

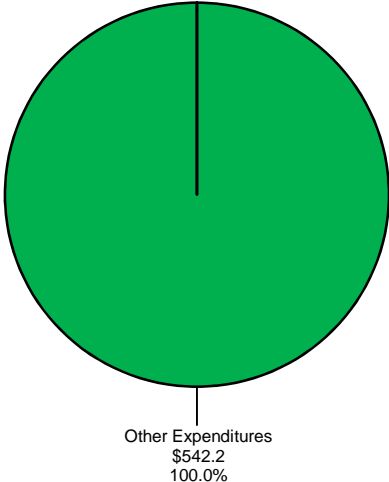
Sources of Funds

\$542,216,007



Expenditure Categories

\$542,216,007



Sector Values in Millions of Dollars
Source: Indiana State Budget Agency

CONSTRUCTION AND REHABILITATION

Account Number	State Agency Appropriation Name	Appropriations	
		FY 2009-2010	FY 2010-2011
CONSTRUCTION AND REHABILITATION			
GENERAL GOVERNMENT			
Senate			
1000/219220	Gen 2009 GF - General Government	130,000	130,000
State Budget Agency			
State Budget Agency			
1000/219220	Gen 2009 GF - General Government	2,500,000	2,500,000
State Budget Agency - Leases			
1000/219280	Gen 2009 GF - Leases	64,067,811	65,705,401
State Budget Agency Totals			
	General Fund	66,567,811	68,205,401
Department of Administration			
Department of Administration - Projects			
1000/219220	Gen 2009 GF - General Government	5,388,418	5,388,417
Department of Administration - Leases			
1000/219280	Gen 2009 GF - Leases	49,519,440	49,537,040
6330/219070	Ded Tobacco Master Settlement Agreement	10,744,100	10,745,159
Totals		60,263,540	60,282,199
Department of Administration Totals			
	General Fund	54,907,858	54,925,457
	Dedicated Funds	10,744,100	10,745,159
Totals		65,651,958	65,670,616
GENERAL GOVERNMENT TOTALS			
	General Fund	121,605,669	123,260,858
	Dedicated Funds	10,744,100	10,745,159
Totals		132,349,769	134,006,017

CONSTRUCTION AND REHABILITATION

Account Number	State Agency Appropriation Name	Appropriations	
		FY 2009-2010	FY 2010-2011
PUBLIC SAFETY			
Indiana State Police			
3260/110410	Ded State Police Building Commission	1,725,000	1,475,000
Law Enforcement Training Board			
3290/110910	Ded Law Enforcement Academy Building	165,364	165,363
Adjutant General			
1000/219230	Gen 2009 GF - Public Safety	4,125,000	125,000
8000/110520	Fed ARRA	2,000,000	0
Totals		6,125,000	125,000
Department of Correction			
Department of Correction - Projects			
1000/219230	Gen 2009 GF - Public Safety	38,414	38,414
Department of Administration - Correction Leases			
1000/219280	Gen 2009 GF - Leases	49,535,839	50,254,953
3800/109840	Ded Postwar Construction Fund	5,399,715	5,383,755
Totals		54,935,554	55,638,708
Correctional Units			
1000/219230	Gen 2009 GF - Public Safety	719,385	719,385
State Prison			
1000/219230	Gen 2009 GF - Public Safety	477,246	477,246
3800/109840	Ded Postwar Construction Fund	428,000	1,870,000
Totals		905,246	2,347,246
Pendleton Correctional Facility			
1000/219230	Gen 2009 GF - Public Safety	628,532	628,532
3800/109840	Ded Postwar Construction Fund	585,000	2,880,000
Totals		1,213,532	3,508,532
Women's Prison			
1000/219230	Gen 2009 GF - Public Safety	269,416	269,416
3800/109840	Ded Postwar Construction Fund	63,000	228,000
Totals		332,416	497,416
New Castle Correctional Facility			
1000/219230	Gen 2009 GF - Public Safety	175,194	175,194
3800/109840	Ded Postwar Construction Fund	43,800	321,200
Totals		218,994	496,394
Putnamville Correctional Facility			
1000/219230	Gen 2009 GF - Public Safety	432,411	432,411
3800/109840	Ded Postwar Construction Fund	1,570,000	250,000
Totals		2,002,411	682,411
Plainfield Education Re-entry Facility			
1000/219230	Gen 2009 GF - Public Safety	161,402	161,402
3800/109840	Ded Postwar Construction Fund	0	740,000
Totals		161,402	901,402

CONSTRUCTION AND REHABILITATION

Account Number	State Agency Appropriation Name	Appropriations	
		FY 2009-2010	FY 2010-2011
Indianapolis Juvenile Correctional Facility			
1000/219230	Gen 2009 GF - Public Safety	197,755	197,755
3800/109840	Ded Postwar Construction Fund	0	212,500
Totals		197,755	410,255
Branchville Correctional Facility			
1000/219230	Gen 2009 GF - Public Safety	136,466	136,466
Westville Correctional Facility			
1000/219230	Gen 2009 GF - Public Safety	403,165	403,165
3800/109840	Ded Postwar Construction Fund	1,150,000	1,150,000
Totals		1,553,165	1,553,165
Rockville Correctional Facility			
1000/219230	Gen 2009 GF - Public Safety	178,648	178,648
Plainfield Correctional Facility			
1000/219230	Gen 2009 GF - Public Safety	331,852	331,852
3800/109840	Ded Postwar Construction Fund	859,000	195,000
Totals		1,190,852	526,852
Reception-Diagnostic Center			
1000/219230	Gen 2009 GF - Public Safety	107,232	107,232
3800/109840	Ded Postwar Construction Fund	50,000	642,000
Totals		157,232	749,232
Correctional Industrial Facility			
1000/219230	Gen 2009 GF - Public Safety	292,086	292,086
3800/109840	Ded Postwar Construction Fund	1,084,000	769,000
Totals		1,376,086	1,061,086
Wabash Valley Correctional Facility			
1000/219230	Gen 2009 GF - Public Safety	304,410	304,410
3800/109840	Ded Postwar Construction Fund	80,000	80,000
Totals		384,410	384,410
Miami Correctional Facility			
1000/219230	Gen 2009 GF - Public Safety	332,280	332,280
Chain O' Lakes Correctional Facility			
1000/219230	Gen 2009 GF - Public Safety	38,414	38,414
3800/109840	Ded Postwar Construction Fund	0	500,000
Totals		38,414	538,414
Madison Correctional Facility			
3800/109840	Ded Postwar Construction Fund	90,000	0
Pendleton Juvenile Correctional Facility			
1000/219230	Gen 2009 GF - Public Safety	114,369	114,369
Camp Summit Correctional Facility			
3800/109840	Ded Postwar Construction Fund	470,000	0
Department of Correction Totals			
General Fund		54,874,516	55,593,630
Dedicated Funds		11,872,515	15,221,455
Totals		66,747,031	70,815,085

CONSTRUCTION AND REHABILITATION

Account Number	State Agency Appropriation Name	Appropriations	
		FY 2009-2010	FY 2010-2011
PUBLIC SAFETY TOTALS			
	General Fund	58,999,516	55,718,630
	Dedicated Funds	13,762,879	16,861,818
	Federal Funds	2,000,000	0
	Totals	74,762,395	72,580,448

CONSERVATION AND ENVIRONMENT**Department of Natural Resources**

Department of Natural Resources - General Administration			
1000/219240	Gen 2009 GF - Conservation & Environment	775,000	775,000
Fish and Wildlife			
1000/219240	Gen 2009 GF - Conservation & Environment	2,825,000	2,825,000
Forestry			
1000/219240	Gen 2009 GF - Conservation & Environment	3,000,000	3,000,000
Museums and Historic Sites			
1000/219240	Gen 2009 GF - Conservation & Environment	1,562,500	1,562,500
Nature Preserves			
1000/219240	Gen 2009 GF - Conservation & Environment	749,271	749,271
Outdoor Recreation			
1000/219240	Gen 2009 GF - Conservation & Environment	281,822	281,823
State Parks and Reservoir Management			
1000/219240	Gen 2009 GF - Conservation & Environment	12,122,358	12,122,359
3980/113290	Ded Cigarette Tax	1,800,000	1,800,000
	Totals	13,922,358	13,922,359
Division of Water			
1000/219240	Gen 2009 GF - Conservation & Environment	1,475,000	1,475,000
Enforcement			
1000/219240	Gen 2009 GF - Conservation & Environment	125,000	125,000
State Museum			
1000/219240	Gen 2009 GF - Conservation & Environment	381,250	381,250
Entomology			
1000/219240	Gen 2009 GF - Conservation & Environment	500,000	500,000
Department of Natural Resources Totals			
	General Fund	23,797,201	23,797,203
	Dedicated Funds	1,800,000	1,800,000
	Totals	25,597,201	25,597,203

Other Natural Resources

Little Calumet River Basin Commission			
8000/110520	Fed ARRA	14,000,000	0
Kankakee River Basin Commission			
1000/219240	Gen 2009 GF - Conservation & Environment	500,000	500,000

CONSTRUCTION AND REHABILITATION

Account Number	State Agency Appropriation Name	Appropriations	
		FY 2009-2010	FY 2010-2011
War Memorials Commission			
1000/219240	Gen 2009 GF - Conservation & Environment	988,000	988,000
Other Natural Resources Totals			
	General Fund	1,488,000	1,488,000
	Federal Funds	14,000,000	0
	Totals	15,488,000	1,488,000
CONSERVATION AND ENVIRONMENT TOTALS			
	General Fund	25,285,201	25,285,203
	Dedicated Funds	1,800,000	1,800,000
	Federal Funds	14,000,000	0
	Totals	41,085,201	27,085,203

ECONOMIC DEVELOPMENT

Indiana Finance Authority			
6330/219070	Ded Tobacco Master Settlement Agreement	3,000,000	0
8000/110520	Fed ARRA	2,000,000	0
	Totals	5,000,000	0

TRANSPORTATION

Department of Transportation			
Department of Transportation			
4000/105790	Ded State Highway	20,000,000	5,000,000
Airport Development			
3880/389900	Ded Build Indiana	1,200,000	1,200,000
TRANSPORTATION TOTALS			
	Dedicated Funds	21,200,000	6,200,000

HEALTH AND HUMAN SERVICES**Family and Social Services Administration****Mental Health Institutions**

Evansville Psychiatric Children's Center			
1000/219260	Gen 2009 GF - Health & Human Services	22,500	22,500
3800/109840	Ded Postwar Construction Fund	143,830	143,830
	Totals	166,330	166,330
Evansville State Hospital			
1000/219260	Gen 2009 GF - Health & Human Services	250,000	250,000
3800/109840	Ded Postwar Construction Fund	180,000	180,000
	Totals	430,000	430,000
Madison State Hospital			
1000/219260	Gen 2009 GF - Health & Human Services	964,105	964,104

CONSTRUCTION AND REHABILITATION

Account Number	State Agency Appropriation Name	Appropriations	
		FY 2009-2010	FY 2010-2011
Logansport State Hospital			
1000/219260	Gen 2009 GF - Health & Human Services	1,224,922	1,224,922
3800/109840	Ded Postwar Construction Fund	1,500,000	1,500,000
Totals		2,724,922	2,724,922
Richmond State Hospital			
1000/219260	Gen 2009 GF - Health & Human Services	605,362	605,362
3800/109840	Ded Postwar Construction Fund	1,201,850	1,201,850
Totals		1,807,212	1,807,212
Larue Carter Memorial Hospital			
1000/219260	Gen 2009 GF - Health & Human Services	931,559	931,559
Family and Social Services Administration Totals			
General Fund		3,998,448	3,998,447
Dedicated Funds		3,025,680	3,025,680
Totals		7,024,128	7,024,127
Public Health			
Special Institutions			
School for the Blind and Visually Impaired			
1000/219260	Gen 2009 GF - Health & Human Services	282,857	282,857
3800/109840	Ded Postwar Construction Fund	1,144,006	1,144,007
Totals		1,426,863	1,426,864
School for the Deaf			
1000/219260	Gen 2009 GF - Health & Human Services	282,857	282,857
3800/109840	Ded Postwar Construction Fund	1,014,750	1,014,751
Totals		1,297,607	1,297,608
Indiana Veterans' Home			
3950/158400	Ded Veterans' Home Building	2,724,888	2,724,889
8000/110520	Fed ARRA	3,000,000	0
Totals		5,724,888	2,724,889
Special Institutions Totals			
General Fund		565,714	565,714
Dedicated Funds		4,883,644	4,883,647
Federal Funds		3,000,000	0
Totals		8,449,358	5,449,361
Public Health Totals			
General Fund		565,714	565,714
Dedicated Funds		4,883,644	4,883,647
Federal Funds		3,000,000	0
Totals		8,449,358	5,449,361
HEALTH AND HUMAN SERVICES TOTALS			
General Fund		4,564,162	4,564,161
Dedicated Funds		7,909,324	7,909,327
Federal Funds		3,000,000	0
Totals		15,473,486	12,473,488

CONSTRUCTION AND REHABILITATION

Account Number	State Agency Appropriation Name	Appropriations	
		FY 2009-2010	FY 2010-2011
EDUCATION			
Higher Education			
Please refer to Section E, ARRA Higher Education.			
CONSTRUCTION AND REHABILITATION TOTALS			
	General Fund	210,454,548	208,828,852
	Dedicated Funds	58,416,303	43,516,304
	Federal Funds	21,000,000	0
	Totals	289,870,851	252,345,156

CONSTRUCTION AND REHABILITATION

Account
Number

State Agency
Appropriation Name

Appropriations
FY 2009-2010 FY 2010-2011

(This page intentionally left blank.)

2009-2011 Capital Budget Totals

Fund		Request	Recommendation	Appropriation
2009 GF - General Government	GF	112,012,732	98,434,276	16,036,835
2009 GF - Public Safety	GF	-	-	14,927,354
2009 GF - Conservation & Environment	GF	-	-	50,570,404
2009 GF - Health & Human Services	GF	-	-	9,128,323
2009 GF - Leases - Lease Rentals	GF	349,999,334	328,620,484	328,620,484
2009 GF - General Government - Universities	GF	67,314,479	62,070,098	-
Total General Fund		529,326,545	489,124,858	419,283,400
2009 State Police Building Fund	SPF	3,200,000	3,200,000	3,200,000
2009 Law Enforcement Training Fund	LETF	330,727	330,727	330,727
2009 Post War Fund	PWCF	27,053,014	23,628,014	26,679,374
2009 Post War Fund - Lease Rentals	PWCF	-	10,783,470	10,783,470
2009 Build Indiana Fund	BIF	-	8,400,000	2,400,000
2009 Veterans' Home Fund	VHF	10,949,777	5,449,777	5,449,777
2009 Cigarette Tax Fund	CTF	3,600,000	3,600,000	3,600,000
2009 State Highway Fund	SHF	25,000,000	25,000,000	25,000,000
2009 Regional Health Care Construction	RHF	-	-	3,000,000
2009 Regional Health Care Construction - Lease Rentals	RHF	21,383,577	21,489,259	21,489,259
Total Dedicated Funds		91,517,095	101,881,247	101,932,607
ARRA State Fiscal Stabilization Fund (Section 14002(b))	ARRAB	-	-	21,000,000
Total Federal Funds		-	-	21,000,000
GRAND TOTAL		620,843,640	591,006,105	542,216,007

2009-2011 Preventive Maintenance

Agency/Facility	Fund	Request	Recommendation	Appropriation
Department of Administration - Projects	GF	7,841,835	7,841,835	7,841,835
Adjutant General	GF	250,000	250,000	250,000
Indiana State Police	SPF	1,015,000	1,015,000	1,015,000
Law Enforcement Training Board	LETF	330,727	330,727	330,727
Department of Correction - Projects	GF	76,828	76,828	76,828
State Prison	GF	954,492	954,492	954,492
Pendleton Correctional Facility	GF	1,257,064	1,257,064	1,257,064
Correctional Industrial Facility	GF	584,172	584,172	584,172
Women's Prison	GF	538,832	538,832	538,832
Putnamville Correctional Facility	GF	864,822	864,822	864,822
Putnamville Correctional Facility	PWCF	650,000	-	-
Wabash Valley Correctional Facility	GF	608,820	608,820	608,820
Plainfield Education Re-entry Facility	GF	322,804	322,804	322,804
Indianapolis Juvenile Correctional Facility	GF	395,510	395,510	395,510
Branchville Correctional Facility	GF	272,932	272,932	272,932
Westville Correctional Facility	GF	806,330	806,330	806,330
Rockville Correctional Facility	GF	357,296	357,296	357,296
Plainfield Correctional Facility	GF	663,704	663,704	663,704
Reception-Diagnostic Center	GF	214,464	214,464	214,464
Miami Correctional Facility	GF	664,560	664,560	664,560
New Castle Correctional Facility	GF	350,388	350,388	350,388
Chain O' Lakes Correctional Facility	GF	76,828	76,828	76,828
Correctional Units	GF	1,438,770	1,438,770	1,438,770
Pendleton Juvenile Correctional Facility	GF	228,738	228,738	228,738
Department of Natural Resources - General Administration	GF	150,000	150,000	150,000
Fish and Wildlife	GF	2,000,000	2,000,000	2,000,000
Forestry	GF	2,000,000	2,000,000	2,000,000
Museums and Historic Sites	GF	475,000	475,000	475,000
Nature Preserves	GF	230,000	230,000	230,000
Outdoor Recreation	GF	50,000	50,000	50,000
State Parks and Reservoir Management	GF	2,900,000	2,900,000	2,900,000
State Parks and Reservoir Management	CTF	3,600,000	3,600,000	3,600,000
Division of Water	GF	125,000	125,000	125,000
Enforcement	GF	250,000	250,000	250,000
State Museum	GF	762,500	762,500	762,500
War Memorials Commission	GF	1,234,000	1,234,000	1,234,000
Airport Development	GF	2,400,000	-	-
Evansville Psychiatric Children's Center	GF	45,000	45,000	45,000
Evansville State Hospital	GF	500,000	500,000	500,000
Madison State Hospital	GF	971,409	971,409	971,409
Larue Carter Memorial Hospital	GF	3,863,118	3,863,118	1,863,118
Logansport State Hospital	GF	963,144	963,144	963,144
Richmond State Hospital	GF	1,210,724	1,210,724	1,210,724
Department of Health / All Facilities	GF	1,080,254	-	-
School for the Blind and Visually Impaired	GF	565,714	565,714	565,714
School for the Deaf	GF	565,714	565,714	565,714
Indiana Veterans' Home	VHF	1,500,000	1,500,000	1,500,000
Soldiers' and Sailors' Children's Home	GF	397,800	-	-
Total		48,604,293	44,076,239	42,076,239

2009-2011 Capital Project Details

Agn	Appropriation Name	Type	Project	Fund	Request	Recommendation	Appropriation
GENERAL GOVERNMENT							
004	Senate						
	Project	1	Remodeling	GF	260,000	260,000	260,000
057	State Budget Agency						
	Project	1	Health and Safety Contingency Fund	GF	5,000,000	5,000,000	5,000,000
057	State Budget Agency - Leases						
	Lease	1	Stadium Lease Rental - FY10	GF	40,000,000	40,000,000	40,000,000
	Lease	2	Airport Facilities Lease	GF	45,301,441	45,301,441	45,301,441
	Lease	3	Aviation Technology Center	GF	2,471,771	2,471,771	2,471,771
	Lease	4	Stadium Lease Rental - FY11	GF	42,000,000	42,000,000	42,000,000
			Total General Fund	GF	129,773,212	129,773,212	129,773,212
061	Department of Administration - Projects						
	PM	1	Preventive Maintenance	GF	7,841,835	7,841,835	7,841,835
	R&R	2	Replace VESDA fire detection system	GF	185,000	185,000	185,000
	R&R	3	Statehouse Attic Fire Protection	GF	400,000	0	0
	R&R	4	Upgrade all fire alarm systems on campus	GF	150,000	150,000	150,000
	R&R	5	Replace East Courtyard Pavers	GF	200,000	0	0
	R&R	6	Install walks around Air Handling Units	GF	145,000	0	0
	R&R	7	Replace Roof on Logistics Center	GF	2,800,000	2,400,000	0
	R&R	8	Commemorate contributions by Black Amer.	GF	50,000	0	0
	R&R	9	Remove unsafe wiring from Statehouse	GF	300,000	300,000	300,000
	R&R	10	Replace power wave unit	GF	150,000	150,000	150,000
	R&R	11	Replace Bell and Gossett sequential pump	GF	150,000	150,000	150,000
	R&R	12	Repair water leak in Printshop	GF	375,000	0	0
	R&R	13	Install exhaust fans in IGCS Atrium	GF	30,000	0	0
	R&R	14	Repair & Rehabilitation	GF	2,000,000	2,000,000	2,000,000
			Total General Fund	GF	14,776,835	13,176,835	10,776,835
061	Department of Administration - Leases						
	Lease	1	Lease - Parking Garages	GF	9,290,517	10,428,265	10,428,265
	Lease	2	Lease - Government Center North	GF	26,557,031	27,872,783	27,872,783
	Lease	3	Lease - Government Center South	GF	34,221,331	34,073,925	34,073,925
	Lease	4	Lease - State Museum	GF	15,548,502	14,579,033	14,579,033
	Lease	5	Lease - Evansville State Hospital	RHF	6,088,014	5,462,562	5,462,562
	Lease	6	Lease - Southeast Regional Treatment	RHF	9,469,656	10,358,654	10,358,654
	Lease	7	Lease - Logansport State Hospital	RHF	5,825,907	5,668,043	5,668,043
	Lease	8	Lease - Toxicology Lab	GF	10,593,099	10,593,099	10,593,099
	Lease	9	Lease - McCarty Street Warehouse	GF	1,509,375	1,509,375	1,509,375
			Total General Fund	GF	97,719,855	99,056,480	99,056,480
			Total Tobacco Master Settlement Agreement Fund	RHF	21,383,577	21,489,259	21,489,259
			Total	All	119,103,432	120,545,739	120,545,739
GENERAL GOVERNMENT TOTAL							
			Total General Fund	GF	247,529,902	247,266,527	244,866,527
			Total Tobacco Master Settlement Agreement Fund	RHF	21,383,577	21,489,259	21,489,259
			Total	All	268,913,479	268,755,786	266,355,786
PUBLIC SAFETY							
110	Adjutant General						
	PM	1	MAINTENANCE AND REPAIR	GF	250,000	250,000	250,000
	Project	2	Land Acquisition	GF	4,000,000	0	4,000,000
	Project	4	Land Acquisition	BIF	0	4,000,000	0
	Project	5	Renovation for Youth Challenge Program	ARRAB	0	0	2,000,000
			Total General Fund	GF	4,250,000	250,000	4,250,000
			Total Build Indiana Fund	BIF	0	4,000,000	0
			Total ARRA State Fiscal Stabilization Fund (Section 140)	ARRAB	0	0	2,000,000
			Total	All	4,250,000	4,250,000	6,250,000
100	Indiana State Police						
	PM	1	Preventive Maintenance	SPF	1,015,000	1,015,000	1,015,000
	R&R	2	Microwave Tower Maintenance	SPF	250,000	250,000	250,000
	R&R	3	Microwave Upgrade North End	SPF	1,935,000	1,935,000	1,935,000
			Total State Police Building Commission Fund	SPF	3,200,000	3,200,000	3,200,000
103	Law Enforcement Training Board						
	PM	1	Preventive Maintenance	LETF	330,727	330,727	330,727

2009-2011 Capital Project Details

Agn	Appropriation Name	Type	Project	Fund	Request	Recommendation	Appropriation
061	Department of Administration - Correction Leases						
	Lease	1	Lease - Wabash Valley Correctional	GF	35,268,413	36,517,566	36,517,566
	Lease	2	Lease - Rockville Correctional	GF	11,485,827	0	0
	Lease	3	Lease - Rockville Correctional	PWCF	0	10,783,470	10,783,470
	Lease	4	Lease - Miami Correctional	GF	37,859,711	29,364,180	29,364,180
	Lease	5	Lease - Pendleton Juvenile Correctional	GF	11,634,323	10,217,237	10,217,237
	Lease	6	Lease - New Castle Correctional	GF	26,257,993	23,691,809	23,691,809
			Total General Fund	GF	122,506,267	99,790,792	99,790,792
			Total Postwar Construction Fund	PWCF	0	10,783,470	10,783,470
			Total	All	122,506,267	110,574,262	110,574,262
615	Department of Correction - Projects						
	PM	1	Preventive Maintenance	GF	76,828	76,828	76,828
620	State Prison						
	PM	1	Preventive Maintenance	GF	954,492	954,492	954,492
	R&R	2	R & R hot water generating station	PWCF	2,200,000	2,200,000	2,200,000
	R&R	3	Boiler Controls	PWCF	98,000	98,000	98,000
			Total General Fund	GF	954,492	954,492	954,492
			Total Postwar Construction Fund	PWCF	2,298,000	2,298,000	2,298,000
			Total	All	3,252,492	3,252,492	3,252,492
630	Pendleton Correctional Facility						
	PM	1	Preventive Maintenance	GF	1,257,064	1,257,064	1,257,064
	R&R	2	Repair facility perimeter wall	PWCF	3,200,000	3,200,000	3,200,000
	R&R	3	Replace infirmary locking devices	PWCF	265,000	265,000	265,000
			Total General Fund	GF	1,257,064	1,257,064	1,257,064
			Total Postwar Construction Fund	PWCF	3,465,000	3,465,000	3,465,000
			Total	All	4,722,064	4,722,064	4,722,064
635	Correctional Industrial Facility						
	PM	1	Preventive Maintenance	GF	584,172	584,172	584,172
	R&R	2	Replace perimeter security system	PWCF	315,000	315,000	315,000
	R&R	3	Replace HVAC Control Systems	PWCF	326,000	326,000	326,000
	R&R	4	Replace fire alarm systems	PWCF	1,212,000	1,212,000	1,212,000
			Total General Fund	GF	584,172	584,172	584,172
			Total Postwar Construction Fund	PWCF	1,853,000	1,853,000	1,853,000
			Total	All	2,437,172	2,437,172	2,437,172
640	Women's Prison						
	PM	1	Preventive Maintenance	GF	538,832	538,832	538,832
	R&R	2	Replace steam supply line	PWCF	126,000	126,000	126,000
	R&R	3	Plumbing Renovation in Housing Unit	PWCF	165,000	165,000	165,000
			Total General Fund	GF	538,832	538,832	538,832
			Total Postwar Construction Fund	PWCF	291,000	291,000	291,000
			Total	All	829,832	829,832	829,832
650	Putnamville Correctional Facility						
	PM	1	Replacement of fire alarm system	PWCF	650,000	0	0
	PM	2	Preventive Maintenance	GF	864,822	864,822	864,822
	R&R	3	Refurbish powerhouse switch gear	PWCF	605,000	605,000	605,000
	R&R	4	Replacement of fire alarm system	PWCF	0	650,000	650,000
	R&R	5	Replace roof on food service bldg	PWCF	315,000	315,000	315,000
	Project	6	Construct New Fire Station	PWCF	250,000	250,000	250,000
			Total General Fund	GF	864,822	864,822	864,822
			Total Postwar Construction Fund	PWCF	1,820,000	1,820,000	1,820,000
			Total	All	2,684,822	2,684,822	2,684,822
665	Wabash Valley Correctional Facility						
	PM	1	Preventive Maintenance	GF	608,820	608,820	608,820
	R&R	2	Replace locking devices	PWCF	160,000	160,000	160,000
	Project	3	Lease Payment	PWCF	3,000,000	0	0
	Project	4	Lease - Wabash Valley Correctional	PWCF	0	1,500,000	0
			Total General Fund	GF	608,820	608,820	608,820
			Total Postwar Construction Fund	PWCF	3,160,000	1,660,000	160,000
			Total	All	3,768,820	2,268,820	768,820

2009-2011 Capital Project Details

Agm	Appropriation Name Type	Project	Fund	Request	Recommendation	Appropriation
660	Plainfield Education Re-entry Facility					
	PM	1 Preventive Maintenance	GF	322,804	322,804	322,804
	R&R	2 Demolition of cottage 10	PWCF	550,000	550,000	550,000
	R&R	3 Reline sewers	PWCF	190,000	190,000	190,000
		Total General Fund	GF	322,804	322,804	322,804
		Total Postwar Construction Fund	PWCF	740,000	740,000	740,000
		Total	All	1,062,804	1,062,804	1,062,804
670	Indianapolis Juvenile Correctional Facility					
	PM	1 Preventive Maintenance	GF	395,510	395,510	395,510
	R&R	2 Repair exterior masonry	PWCF	212,500	212,500	212,500
		Total General Fund	GF	395,510	395,510	395,510
		Total Postwar Construction Fund	PWCF	212,500	212,500	212,500
		Total	All	608,010	608,010	608,010
675	Branchville Correctional Facility					
	PM	1 Preventive Maintenance	GF	272,932	272,932	272,932
680	Westville Correctional Facility					
	PM	1 Preventive Maintenance	GF	806,330	806,330	806,330
	R&R	2 Refurbish water system	PWCF	1,150,000	1,150,000	1,150,000
	R&R	3 Replace roof on maximum control complex	PWCF	1,150,000	1,150,000	1,150,000
		Total General Fund	GF	806,330	806,330	806,330
		Total Postwar Construction Fund	PWCF	2,300,000	2,300,000	2,300,000
		Total	All	3,106,330	3,106,330	3,106,330
685	Rockville Correctional Facility					
	PM	1 Preventive Maintenance	GF	357,296	357,296	357,296
690	Plainfield Correctional Facility					
	PM	1 Preventive Maintenance	GF	663,704	663,704	663,704
	R&R	2 Replace roof on DU and IHU	PWCF	260,000	260,000	260,000
	R&R	3 Roof replacement on food service buildin	PWCF	378,000	378,000	378,000
	R&R	4 Refurbish water treatment system	PWCF	416,000	416,000	416,000
		Total General Fund	GF	663,704	663,704	663,704
		Total Postwar Construction Fund	PWCF	1,054,000	1,054,000	1,054,000
		Total	All	1,717,704	1,717,704	1,717,704
695	Reception-Diagnostic Center					
	PM	1 Preventive Maintenance	GF	214,464	214,464	214,464
	R&R	2 Replace roof on cell house	PWCF	350,000	350,000	350,000
	R&R	3 Repair masonry	PWCF	242,000	242,000	242,000
	R&R	4 Replace cell doors	PWCF	100,000	100,000	100,000
		Total General Fund	GF	214,464	214,464	214,464
		Total Postwar Construction Fund	PWCF	692,000	692,000	692,000
		Total	All	906,464	906,464	906,464
618	Miami Correctional Facility					
	PM	1 Preventive Maintenance	GF	664,560	664,560	664,560
	Project	2 Lease Payment	PWCF	3,000,000	0	0
	Project	3 Lease - Miami Correctional	PWCF	0	1,500,000	0
		Total General Fund	GF	664,560	664,560	664,560
		Total Postwar Construction Fund	PWCF	3,000,000	1,500,000	0
		Total	All	3,664,560	2,164,560	664,560
645	New Castle Correctional Facility					
	PM	1 Preventive Maintenance	GF	350,388	350,388	350,388
	R&R	2 Replace steam distribution line	PWCF	365,000	365,000	365,000
		Total General Fund	GF	350,388	350,388	350,388
		Total Postwar Construction Fund	PWCF	365,000	365,000	365,000
		Total	All	715,388	715,388	715,388
614	Chain O' Lakes Correctional Facility					
	PM	1 Preventive Maintenance	GF	76,828	76,828	76,828
	Project	2 Construct New Maintenance Building	PWCF	180,000	180,000	180,000
	Project	3 Construct New Dormitory	PWCF	320,000	320,000	320,000
		Total General Fund	GF	76,828	76,828	76,828
		Total Postwar Construction Fund	PWCF	500,000	500,000	500,000
		Total	All	576,828	576,828	576,828

2009-2011 Capital Project Details

Agn	Appropriation Name Type	Project	Fund	Request	Recommendation	Appropriation
667	Madison Correctional Facility R&R	1 Replace windows in housing units	PWCF	90,000	90,000	90,000
617	Correctional Units PM	1 Preventive Maintenance	GF	1,438,770	1,438,770	1,438,770
655	Pendleton Juvenile Correctional Facility PM	1 Preventive Maintenance	GF	228,738	228,738	228,738
661	Camp Summit Correctional Facility R&R	1 Facility Energy Management	PWCF	470,000	470,000	470,000
PUBLIC SAFETY TOTAL						
		Total General Fund	GF	137,433,621	110,718,146	114,718,146
		Total State Police Building Commission Fund	SPF	3,200,000	3,200,000	3,200,000
		Total Law Enforcement Academy Building Fund	LETF	330,727	330,727	330,727
		Total Postwar Construction Fund	PWCF	22,310,500	30,093,970	27,093,970
		Total Build Indiana Fund	BIF	0	4,000,000	0
		Total ARRA State Fiscal Stabilization Fund (Section 140)	ARRAB	0	0	2,000,000
		Total	All	163,274,848	148,342,843	147,342,843
CONSERVATION AND ENVIRONMENT						
300	Department of Natural Resources - General Administration					
	PM	1 General Admin PM	GF	150,000	150,000	150,000
	R&R	2 General Admin. ADA	GF	1,000,000	1,000,000	1,000,000
	R&R	3 DNR Dams Project	GF	2,000,000	0	0
	Project	4 Div. of Water Flood Plain Mapping	GF	400,000	0	0
	Project	5 Elkhart River Flood Control	GF	0	0	400,000
		Total General Fund	GF	3,550,000	1,150,000	1,550,000
300	Fish and Wildlife					
	PM	1 Fish & Wildlife PM	GF	2,000,000	2,000,000	2,000,000
	R&R	2 Fish & Wildlife CRR	GF	4,150,000	3,650,000	3,650,000
		Total General Fund	GF	6,150,000	5,650,000	5,650,000
300	Forestry					
	PM	1 Forestry PM	GF	2,000,000	2,000,000	2,000,000
	R&R	2 Forestry CRR	GF	4,390,000	4,000,000	4,000,000
		Total General Fund	GF	6,390,000	6,000,000	6,000,000
300	Museums and Historic Sites					
	PM	1 State Historic Sites PM	GF	475,000	475,000	475,000
	R&R	2 State Historic Sites CRR	GF	2,720,000	2,720,000	2,000,000
	Project	3 Historic Sites Exhibits	GF	650,000	650,000	650,000
		Total General Fund	GF	3,845,000	3,845,000	3,125,000
300	Nature Preserves					
	PM	1 Nature Preserves PM	GF	230,000	230,000	230,000
	R&R	2 Nature Preserves CRR	GF	1,268,542	1,268,542	1,268,542
		Total General Fund	GF	1,498,542	1,498,542	1,498,542
300	Outdoor Recreation					
	PM	1 Outdoor Recreation PM	GF	50,000	50,000	50,000
	R&R	2 Outdoor Recreation CRR	GF	473,645	473,645	473,645
	Project	3 Outdoor Rec. SCORP	GF	40,000	40,000	40,000
		Total General Fund	GF	563,645	563,645	563,645

2009-2011 Capital Project Details

Agn	Appropriation Name Type	Project	Fund	Request	Recommendation	Appropriation
300	State Parks and Reservoir Management					
	PM	1 State Parks PM	GF	2,900,000	2,900,000	2,900,000
	PM	2 State Parks Cig Tax PM	CTF	3,600,000	3,600,000	3,600,000
	R&R	3 State Parks Water & Wasterwater	GF	2,338,572	2,338,572	2,338,572
	R&R	4 State Parks General Rehab	GF	6,110,402	5,500,000	5,000,000
	R&R	5 State Parks Inn Rehab	GF	6,004,852	5,600,202	5,000,202
	R&R	6 State Parks Campground Rehab	GF	4,402,700	3,902,700	3,902,700
	R&R	7 State Parks Lake & Marina Rehab	GF	1,272,578	1,272,578	1,272,578
	R&R	8 State Parks Nature/Ed Ctr Rehab	GF	2,374,581	2,374,581	1,974,581
	R&R	9 State Parks Pool Rehab	GF	775,056	575,056	575,056
	Project	10 State Parks Bond Payments	GF	917,028	917,028	917,028
	Project	11 Falls of the Ohio Lease	GF	364,000	364,000	364,000
		Total General Fund	GF	27,459,769	25,744,717	24,244,717
		Total Cigarette Tax Fund	CTF	3,600,000	3,600,000	3,600,000
		Total	All	31,059,769	29,344,717	27,844,717
300	Division of Water					
	PM	1 Div. of Water PM	GF	125,000	125,000	125,000
	R&R	2 Div. of Water CRR	GF	425,000	425,000	425,000
	R&R	3 DNR Dams Project	GF	0	2,000,000	2,000,000
	Project	4 Div. of Water Flood Plain Mapping	GF	0	400,000	400,000
		Total General Fund	GF	550,000	2,950,000	2,950,000
300	Enforcement					
	PM	1 Law Enforcement PM	GF	250,000	250,000	250,000
300	State Museum					
	PM	1 State Museum PM	GF	762,500	762,500	762,500
300	Entomology					
	R&R	1 Entomology CRR (Invasive Species)	GF	1,000,000	1,000,000	1,000,000
885	Little Calumet River Basin Commission					
	Project	1 Little Calumet River Basin	BIF	0	2,000,000	0
	Project	2 Little Calumet River Basin	ARRAB	0	0	14,000,000
		Total Build Indiana Fund	BIF	0	2,000,000	0
		Total ARRA State Fiscal Stabilization Fund (Section 140)	ARRAB	0	0	14,000,000
		Total	All	0	2,000,000	14,000,000
322	Kankakee River Basin Commission					
	R&R	1 Kankakee River Basin	GF	0	0	1,000,000
315	War Memorials Commission					
	PM	1 Preventive Maintenance	GF	1,234,000	1,234,000	1,234,000
	R&R	2 SSM Observation Level Refurbishment	GF	98,000	98,000	98,000
	R&R	3 SSM Candlebra Restoration	GF	94,000	94,000	94,000
	R&R	4 IWM Window and Door Rehabilitation	GF	500,000	500,000	0
	Project	5 IWM Fire Suppression/Material Abatement	GF	300,000	300,000	300,000
	Project	7 Indiana War Memorial ADA Access	GF	250,000	250,000	250,000
		Total General Fund	GF	2,476,000	2,476,000	1,976,000
CONSERVATION AND ENVIRONMENT TOTAL						
		Total General Fund	GF	54,495,456	51,890,404	50,570,404
		Total Build Indiana Fund	BIF	0	2,000,000	0
		Total Cigarette Tax Fund	CTF	3,600,000	3,600,000	3,600,000
		Total ARRA State Fiscal Stabilization Fund (Section 140)	ARRAB	0	0	14,000,000
		Total	All	58,095,456	57,490,404	68,170,404
ECONOMIC DEVELOPMENT						
261	Indiana Finance Authority					
	Project	1 Muscatatuck Urban Training Center Infrass	ARRAB	0	0	2,000,000
	Project	2 Gary Trauma Center	RHF	0	0	3,000,000
		Total Tobacco Master Settlement Agreement Fund	RHF	0	0	3,000,000
		Total ARRA State Fiscal Stabilization Fund (Section 140)	ARRAB	0	0	2,000,000
		Total	All	0	0	5,000,000

2009-2011 Capital Project Details

Agn	Appropriation Name	Type	Project	Fund	Request	Recommendation	Appropriation
ECONOMIC DEVELOPMENT TOTAL							
	Total Tobacco Master Settlement Agreement Fund			RHF	0	0	3,000,000
	Total ARRA State Fiscal Stabilization Fund (Section 140)			ARRAB	0	0	2,000,000
	Total			All	0	0	5,000,000
TRANSPORTATION							
800	Department of Transportation						
	Project	1	Buildings and Grounds	SHF	25,000,000	25,000,000	25,000,000
800	Airport Development						
	PM	1	Airport Development	GF	2,400,000	0	0
	Project	2	Airport Development	BIF	0	2,400,000	2,400,000
	Total General Fund			GF	2,400,000	0	0
	Total Build Indiana Fund			BIF	0	2,400,000	2,400,000
	Total			All	2,400,000	2,400,000	2,400,000
TRANSPORTATION TOTAL							
	Total General Fund			GF	2,400,000	0	0
	Total Build Indiana Fund			BIF	0	2,400,000	2,400,000
	Total State Highway Fund			SHF	25,000,000	25,000,000	25,000,000
	Total			All	27,400,000	27,400,000	27,400,000
HEALTH AND HUMAN SERVICES							
415	Evansville Psychiatric Children's Center						
	PM	1	PM Account	GF	45,000	45,000	45,000
	R&R	2	Flooring in Dorm Building	GF	25,300	25,300	0
	R&R	3	Flooring in Dorm Building	PWCF	0	0	25,300
	R&R	4	Asphalt Shakes and Shingles	GF	65,560	65,560	0
	R&R	5	Asphalt Shakes and Shingles	PWCF	0	0	65,560
	R&R	6	Replace HVAC units in 2 buildings	GF	100,000	100,000	0
	R&R	7	Replace HVAC units in 2 buildings	PWCF	0	0	100,000
	R&R	8	Flooring in Administration Building	GF	25,300	0	0
	R&R	9	Sprinkler System in Dorm Building	GF	96,800	96,800	0
	R&R	10	Sprinkler System in Dorm Building	PWCF	0	0	96,800
	Total General Fund			GF	357,960	332,660	45,000
	Total Postwar Construction Fund			PWCF	0	0	287,660
	Total			All	357,960	332,660	332,660
425	Evansville State Hospital						
	PM	1	Preventive Maintenance	GF	500,000	500,000	500,000
	R&R	2	Facility Lock System	GF	100,000	100,000	0
	R&R	3	Facility Lock System	PWCF	0	0	100,000
	R&R	4	Courtyard Doors	GF	100,000	100,000	0
	R&R	5	Courtyard Doors	PWCF	0	0	100,000
	R&R	6	Upgrade Pump Package Controls	GF	60,000	60,000	0
	R&R	7	Upgrade Pump Package Controls	PWCF	0	0	60,000
	R&R	8	Site Drainage Improvements	GF	100,000	100,000	0
	R&R	9	Site Drainage Improvements	PWCF	0	0	100,000
	Total General Fund			GF	860,000	860,000	500,000
	Total Postwar Construction Fund			PWCF	0	0	360,000
	Total			All	860,000	860,000	860,000
430	Madison State Hospital						
	PM	1	Preventive Maintenance	GF	971,409	971,409	971,409
	R&R	2	Fuel Storage Tank Spill Containment	GF	30,800	30,800	30,800
	R&R	3	Building 45 Roof Replacement	GF	21,000	21,000	21,000
	R&R	4	Water Main Piping Replacement	GF	755,000	755,000	755,000
	R&R	5	Condensate Return Piping Replacement	GF	150,000	150,000	150,000
	Total General Fund			GF	1,928,209	1,928,209	1,928,209
450	Larue Carter Memorial Hospital						
	PM	1	PM	GF	3,863,118	3,863,118	1,863,118

2009-2011 Capital Project Details

Agn	Appropriation Name	Project	Fund	Request	Recommendation	Appropriation
	Type					
435	Logansport State Hospital					
	PM	1 Preventive Maintenance	GF	963,144	963,144	963,144
	R&R	2 Phase II Wall Hardening bldg 105 106 107	GF	4,000,000	3,000,000	0
	R&R	3 Phase II Wall Hardening bldg 105 106 107	PWCF	0	0	3,000,000
	R&R	4 Underground Valve Replacement	GF	38,500	38,500	38,500
	R&R	5 Fire Hydrant Replacement	GF	27,500	27,500	27,500
	R&R	6 Cooler/Freezer Replacement bldg 40a	GF	440,000	440,000	440,000
	R&R	7 Water Main Repair bldg 8	GF	220,000	220,000	220,000
	R&R	8 Install new electrical service to bldg 9	GF	220,000	220,000	220,000
	R&R	9 Window Replacement bldgs 4 9 29 30	GF	137,500	137,500	137,500
	R&R	10 Roof Replacement bldgs 1 and 40a	GF	403,200	403,200	403,200
	R&R	11 Floor replacement bldg 103a	GF	38,500	0	0
	R&R	12 Basement Wall Repair bldg 4	GF	275,000	0	0
	R&R	13 Restroom Repairs bldg 8	GF	44,000	0	0
		Total General Fund	GF	6,807,344	5,449,844	2,449,844
		Total Postwar Construction Fund	PWCF	0	0	3,000,000
		Total	All	6,807,344	5,449,844	5,449,844
440	Richmond State Hospital					
	PM	1 Preventive Maintenance	GF	1,210,724	1,210,724	1,210,724
	R&R	2 Rehab HVAC, air handlers & controls	GF	770,000	770,000	0
	R&R	3 Rehab HVAC, air handlers & controls	PWCF	0	0	770,000
	R&R	4 Security window replacement RTC	GF	508,200	508,200	0
	R&R	5 Security window replacement RTC	PWCF	0	0	508,200
	R&R	6 Roof recovery / replacement various buil	GF	1,238,050	1,125,500	0
	R&R	7 Roof recovery / replacement various buil	PWCF	0	0	1,125,500
		Total General Fund	GF	3,726,974	3,614,424	1,210,724
		Total Postwar Construction Fund	PWCF	0	0	2,403,700
		Total	All	3,726,974	3,614,424	3,614,424
400	Department of Health / All Facilities					
	PM	1 Preventive Maintenance	GF	359,056	0	0
	PM	2 Preventive Maintenance - Federal Equipme	GF	265,278	0	0
	PM	3 Public Health Laboratory Equipment	GF	383,920	0	0
	PM	4 Metrology Lab HVAC replacement	GF	72,000	0	0
		Total General Fund	GF	1,080,254	0	0
550	School for the Blind and Visually Impaired					
	PM	1 Preventive Maintenance	GF	565,714	565,714	565,714
	R&R	2 New Intercom System	PWCF	241,442	241,442	241,442
	R&R	3 Replace Phone System	PWCF	704,032	704,032	704,032
	R&R	4 Install New Shingled Roofs	PWCF	767,539	767,539	767,539
	R&R	5 Replace HVAC in the Natatorium	PWCF	575,000	575,000	575,000
		Total General Fund	GF	565,714	565,714	565,714
		Total Postwar Construction Fund	PWCF	2,288,013	2,288,013	2,288,013
		Total	All	2,853,727	2,853,727	2,853,727
560	School for the Deaf					
	PM	1 Preventive Maintenance	GF	565,714	565,714	565,714
	R&R	2 Renovate Campus Police Building	PWCF	288,075	288,075	288,075
	R&R	3 Tuck Point Powerhouse & Laundry Building	PWCF	328,922	328,922	328,922
	R&R	4 Replace Air Conditioning Units	PWCF	433,326	433,326	433,326
	R&R	5 Update Student Library	PWCF	325,996	325,996	325,996
	R&R	6 Replace Perimeter Fence	PWCF	653,182	653,182	653,182
		Total General Fund	GF	565,714	565,714	565,714
		Total Postwar Construction Fund	PWCF	2,029,501	2,029,501	2,029,501
		Total	All	2,595,215	2,595,215	2,595,215

2009-2011 Capital Project Details

Agnc	Appropriation Name Type	Project	Fund	Request	Recommendation	Appropriation
570	Indiana Veterans' Home					
	PM	1 Preventive Maintenance	VHF	1,500,000	1,500,000	1,500,000
	R&R	2 Repair Tunnels/Steam Piping	VHF	262,000	262,000	262,000
	R&R	3 Erosion at Power Plant	VHF	400,000	400,000	400,000
	R&R	4 Dewey Hall Project	VHF	2,029,777	2,029,777	2,029,777
	R&R	5 Demolition of buildings	VHF	1,258,000	1,258,000	1,258,000
	R&R	6 Repair and Rehabilitation	ARRAB	0	0	3,000,000
	Project	7 Maintenance Building	VHF	2,000,000	0	0
	Project	8 Master Plan	VHF	3,500,000	0	0
	Total Veterans' Home Building Fund		VHF	10,949,777	5,449,777	5,449,777
	Total ARRA State Fiscal Stabilization Fund (Section 140)		ARRAB	0	0	3,000,000
	Total		All	10,949,777	5,449,777	8,449,777
580	Soldiers' and Sailors' Children's Home					
	PM	1 Preventive Maintenance	GF	397,800	0	0
	R&R	2 Cortner Hall HVAC	PWCF	200,000	0	0
	R&R	3 Plumbing Upgrade	PWCF	75,000	0	0
	R&R	4 Vocational Windows	PWCF	90,000	0	0
	R&R	5 American Legion facia & soffet	PWCF	60,000	0	0
	Total General Fund		GF	397,800	0	0
	Total Postwar Construction Fund		PWCF	425,000	0	0
	Total		All	822,800	0	0
HEALTH AND HUMAN SERVICES TOTAL						
	Total General Fund		GF	20,153,087	17,179,683	9,128,323
	Total Postwar Construction Fund		PWCF	4,742,514	4,317,514	10,368,874
	Total Veterans' Home Building Fund		VHF	10,949,777	5,449,777	5,449,777
	Total ARRA State Fiscal Stabilization Fund (Section 140)		ARRAB	0	0	3,000,000
	Total		All	35,845,378	26,946,974	27,946,974
EDUCATION*						
750	Indiana University					
	R&R	1 Indiana University R&R	GF	26,048,634	25,202,564	0
760	Purdue University					
	R&R	1 Purdue University R&R	GF	22,069,279	19,777,318	0
770	Indiana State University					
	R&R	1 Indiana State University R&R	GF	4,968,942	4,681,980	0
775	University of Southern Indiana					
	R&R	1 University of Southern Indiana R&R	GF	1,359,633	1,121,926	0
780	Ball State University					
	R&R	1 Ball State University R&R	GF	7,301,809	6,726,300	0
790	Vincennes University					
	R&R	1 Vincennes University R&R	GF	2,447,314	2,272,968	0
710	Ivy Tech Community College					
	R&R	1 Ivy Tech Community College R&R	GF	3,118,868	2,287,042	0
* Please refer to Section E, ARRA Higher Education.						
EDUCATION TOTAL						
	Total General Fund		GF	67,314,479	62,070,098	0