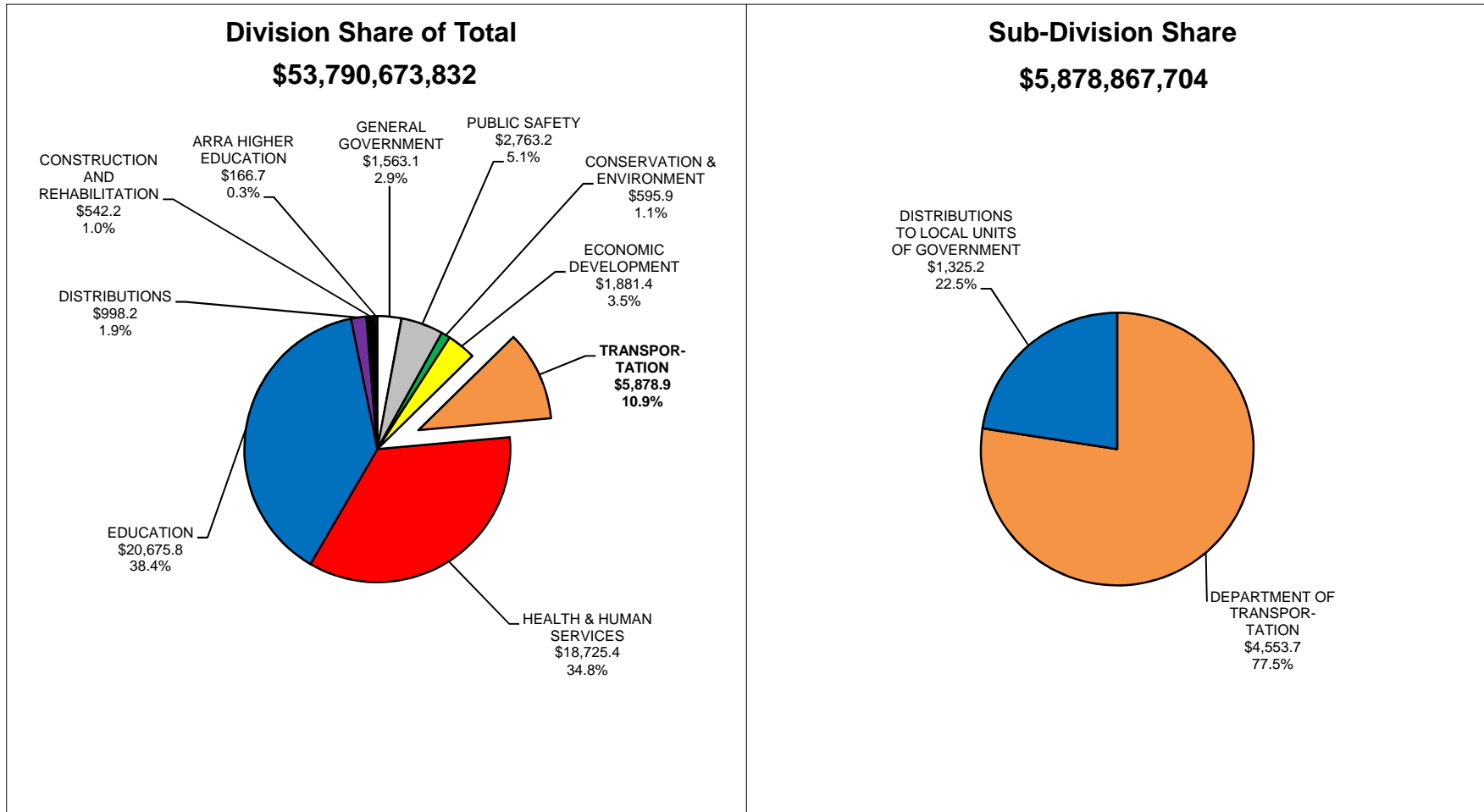


## **V — TRANSPORTATION**



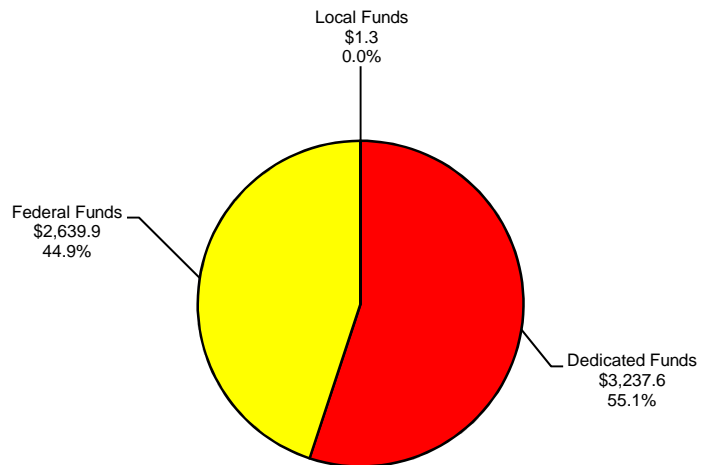
## State of Indiana - Recommended Expenditures Transportation - 2009-2011 Biennium



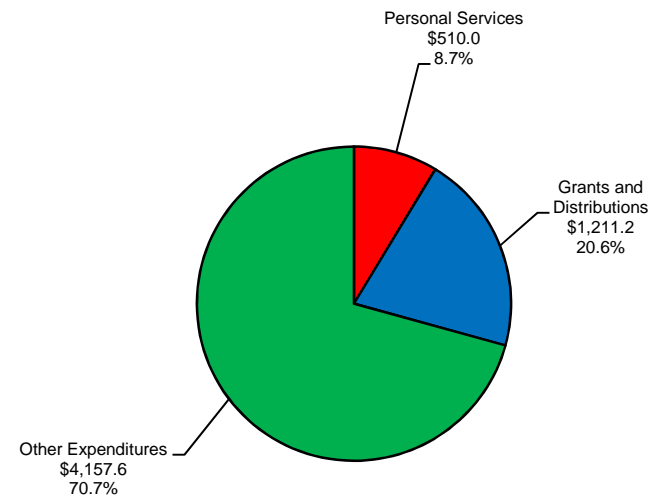
Sector Values in Millions of Dollars  
Source: Indiana State Budget Agency

## State of Indiana - Recommended Expenditures Transportation - 2009-2011 Biennium

**Sources of Funds**  
**\$5,878,767,704**



**Expenditure Categories**  
**\$5,878,867,704**



Sector Values in Millions of Dollars  
Source: Indiana State Budget Agency

**TRANSPORTATION**

Account Number	State Agency Appropriation Name	Appropriations	
		FY 2009-2010	FY 2010-2011
<b>TRANSPORTATION</b>			
<b>DEPARTMENT OF TRANSPORTATION</b>			
<b>INTERMODAL OPERATIONS</b>			
4600/111000	Intermodal Grant Program		
4900/110100	Ded Public Mass Transportation	50,000	50,000
	Loc Dept. of Transportation Administration	700,000	700,000
	Totals	750,000	750,000
4600/151000	Intermodal Grant Program - Federal		
	Fed Dept. of Transportation Administration	3,023,000	3,023,000
1000/211150	Railroad Grade Crossing Improvement		
3010/108490	Ded Motor Vehicle Highway Account	500,000	500,000
4650/180000	High Speed Rail		
6000/135000	Ded Industrial Rail Service Fund	20,000	20,000
4900/110100	Public Mass Transportation		
	Ded Public Mass Transportation	42,300,000	44,400,000
4900/150100	Public Mass Transportation Grant Fund - Federal Funds		
	Fed Public Mass Transportation	13,575,388	13,575,388
6000/135000	Industrial Rail Service Fund		
	Ded Dedicated Funds	1,800,000	1,900,000
6110/180100	Electric Rail Service Fund		
	Ded Electric Rail Service	187,589	187,589
6610/109000	Public Utility Tax		
	Ded Commuter Rail Service	13,106,766	13,548,348
	<b>Intermodal Operations Totals</b>		
	Dedicated Funds	57,964,355	60,605,937
	Federal Funds	16,598,388	16,598,388
	Local Funds	700,000	700,000
	Totals	75,262,743	77,904,325
<b>HIGHWAY OPERATIONS</b>			
<b>Administration</b>			
4000/108070	Highway Operating		
	Ded State Highway	319,527,567	315,043,653
4900/190200	Ded Public Mass Transportation	485,000	485,000
	Totals	320,012,567	315,528,653
<b>Program Support</b>			
4000/108040	Highway Vehicle and Road Maintenance Equipment		
	Ded State Highway	8,800,000	18,000,000
	<b>Program Support Totals</b>		
	Dedicated Funds	8,800,000	18,000,000

## TRANSPORTATION

Account Number	State Agency Appropriation Name	Appropriations	
		FY 2009-2010	FY 2010-2011
<b>Program-State</b>			
4000/108080	Highway Maintenance Work Program		
	Ded State Highway	63,000,000	70,000,000
4000/118610	Right-of-Way		
	Ded State Highway	38,250,000	24,800,000
4000/118500	Formal Contracts		
	Ded State Highway	47,181,225	72,307,207
4000/118650	Consulting Services		
	Ded State Highway	18,600,000	24,736,741
4000/101000	Institutional Road Construction		
	Ded State Highway	5,000,000	5,000,000
4000/118700	Highway Planning and Research Program		
	Ded State Highway	2,500,000	2,500,000
4580/106600	Construction and Improvement - Lease Rental Payments		
	Ded State Highway Road Construct/Improve	61,524,711	62,139,958
4640/107660	Crossroads 2000 - Lease Rental Payment		
	Ded Crossroads 2000	46,142,787	38,517,564
4000/118310	Major Moves Construction Program		
4260/141420	Ded Major Moves Construction	545,000,000	535,000,000
<b>Program-State Totals</b>			
	Dedicated Funds	827,198,723	835,001,470
<b>Program-Federal</b>			
4000/158610	Right-of-Way		
	Fed State Highway	174,250,000	113,100,000
4000/158500	Formal Contracts		
	Fed State Highway	426,642,292	502,792,291
4000/158650	Consulting Services		
	Fed State Highway	84,500,000	69,500,000
4000/158700	Highway Planning and Research Program		
	Fed State Highway	12,807,708	12,807,709
8000/105350	INDOT Highway Construction		
	Fed ARRA	440,838,364	0
8000/106440	Transportation Enhancements		
	Fed ARRA	19,739,031	0
8000/106430	Highway Capital Improvements - Local Organizations		
	Fed ARRA	197,390,312	0
8000/106460	Rural Transit Funds		
	Fed ARRA	20,316,134	0
<b>Program-Federal Totals</b>			
	Federal Funds	1,376,483,841	698,200,000
<b>Highway-Other</b>			
5360/110000	Wabash Memorial Bridge		
	Ded Wabash Memorial Bridge	636,691	636,691

**TRANSPORTATION**

Account Number	State Agency Appropriation Name	Appropriations	
		FY 2009-2010	FY 2010-2011
	<b>Highway Operations Totals</b>		
	Dedicated Funds	1,156,647,981	1,169,166,814
	Federal Funds	1,376,483,841	698,200,000
	<b>Totals</b>	<b>2,533,131,822</b>	<b>1,867,366,814</b>
	<b>DEPARTMENT OF TRANSPORTATION TOTALS</b>		
	Dedicated Funds	1,214,612,336	1,229,772,751
	Federal Funds	1,393,082,229	714,798,388
	Local Funds	700,000	700,000
	<b>Totals</b>	<b>2,608,394,565</b>	<b>1,945,271,139</b>

**DISTRIBUTIONS TO LOCAL UNITS OF GOVERNMENT**

3010/105200	<b>Motor Vehicle Highway Fund Distribution to Counties</b>		
	Ded Motor Vehicle Highway Account	288,476,000	288,476,000
3010/105400	<b>County Engineering Distribution to Counties</b>		
	Ded Motor Vehicle Highway Account	760,000	760,000
3940/192500	<b>Motor Vehicle Highway #1 Distributions to Local Governments</b>		
	Ded Gasoline and Special Fuel Tax	15,000,000	15,000,000
3940/192610	<b>Motor Vehicle Highway #2 Distributions to Local Governments</b>		
	Ded Gasoline and Special Fuel Tax	15,000,000	15,000,000
6250/130000	<b>Local Road and Street Fund Distributions</b>		
	Ded Primary Highway Road and Streets	77,365,000	77,365,000
4000/158160	<b>Federal Aid to Local Units</b>		
	Fed State Highway	266,000,000	266,000,000
	<b>DISTRIBUTIONS TO LOCAL UNITS OF GOVERNMENT TOTALS</b>		
	Dedicated Funds	396,601,000	396,601,000
	Federal Funds	266,000,000	266,000,000
	<b>Totals</b>	<b>662,601,000</b>	<b>662,601,000</b>
	<b>TRANSPORTATION TOTALS</b>		
	Dedicated Funds	1,611,213,336	1,626,373,751
	Federal Funds	1,659,082,229	980,798,388
	Local Funds	700,000	700,000
	<b>Totals</b>	<b>3,270,995,565</b>	<b>2,607,872,139</b>

**TRANSPORTATION**

Account Number	State Agency Appropriation Name	Appropriations	
		FY 2009-2010	FY 2010-2011

---

(This page intentionally left blank.)