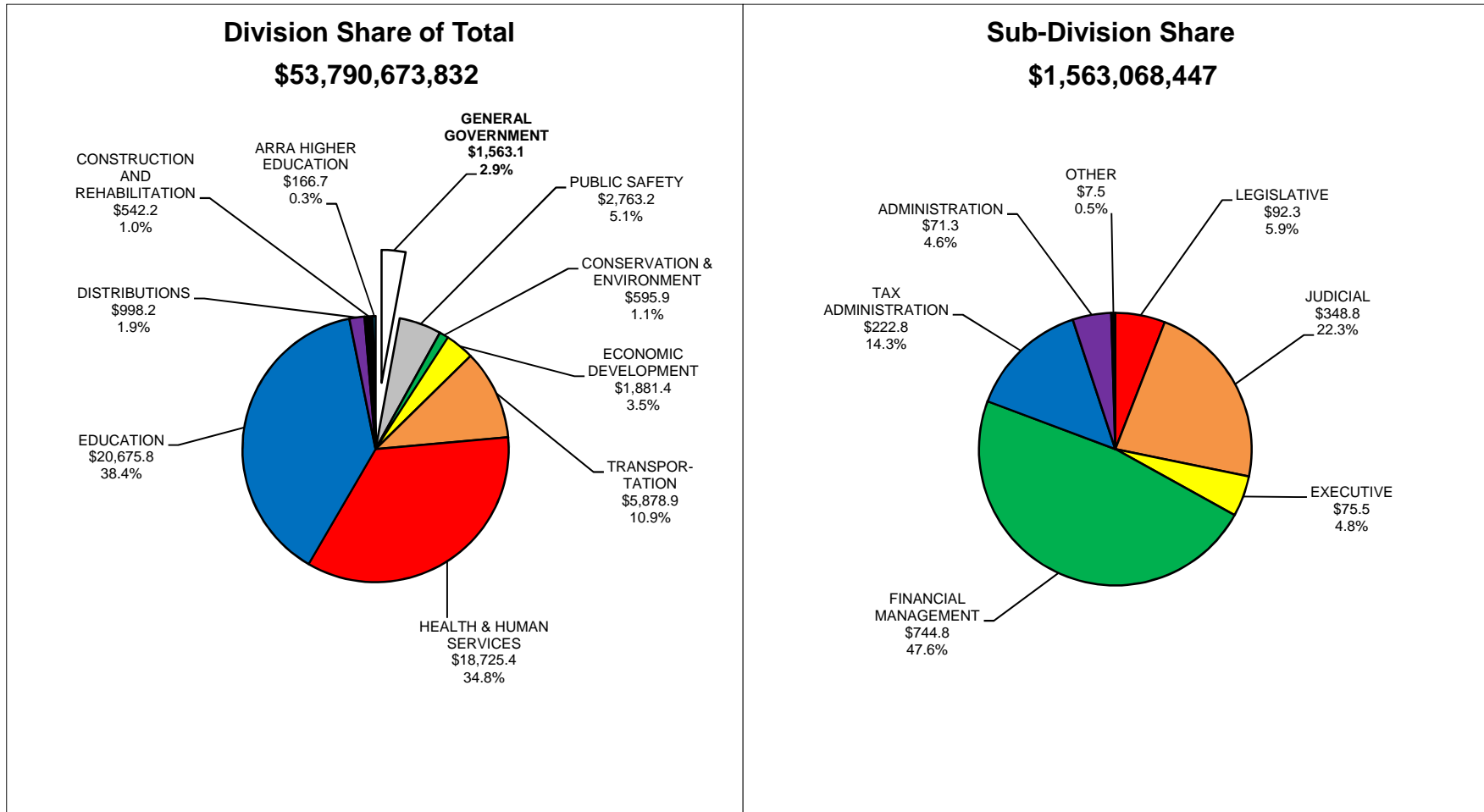


I — GENERAL GOVERNMENT

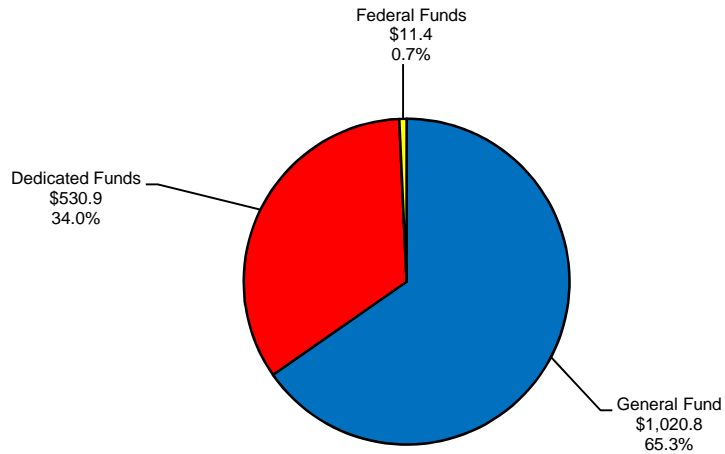
State of Indiana - Recommended Expenditures General Government - 2009-2011 Biennium



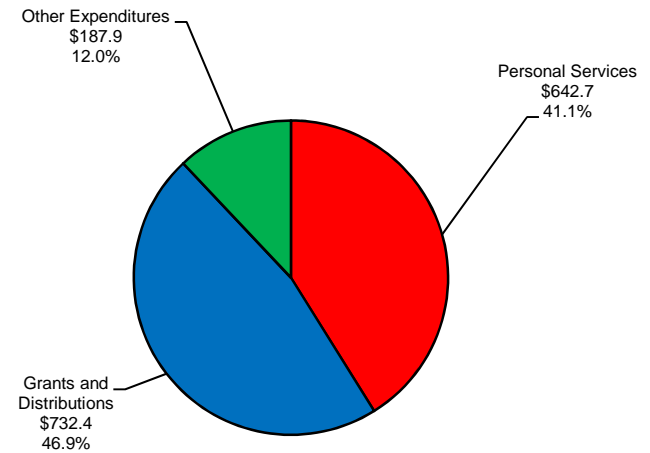
Sector Values in Millions of Dollars
Source: Indiana State Budget Agency

State of Indiana - Recommended Expenditures General Government - 2009-2011 Biennium

Sources of Funds
\$1,563,068,447



Expenditure Categories
\$1,563,068,447



Sector Values in Millions of Dollars
Source: Indiana State Budget Agency

GENERAL GOVERNMENT

Account Number	State Agency Appropriation Name	Appropriations	
		FY 2009-2010	FY 2010-2011
GENERAL GOVERNMENT			
LEGISLATIVE			
General Assembly			
House of Representatives			
1000/100010	Legislators' Salaries - House Gen General Fund	6,198,756	6,198,756
1000/100050	Legislators' Expenses - House Gen General Fund	2,524,980	2,620,929
1000/100030	House Expenses Gen General Fund	10,299,327	10,700,339
House of Representatives Totals General Fund		19,023,063	19,520,024
Senate			
1000/100060	Legislators' Salaries - Senate Gen General Fund	2,247,345	2,247,345
1000/100070	Legislators' Expenses - Senate Gen General Fund	1,126,579	1,004,601
1000/100040	Senate Expenses Gen General Fund	10,163,712	11,562,594
Senate Totals General Fund		13,537,636	14,814,540
General Assembly Totals General Fund		32,560,699	34,334,564
Legislative Council and Legislative Services			
1000/100170	Legislative Services Agency Gen General Fund	9,989,200	10,388,768
1000/120160	Legislator and Lay Member Travel Gen General Fund	700,000	750,000
1000/410180	Legislative Council Contingency Fund Gen General Fund	112,500	112,500
1000/120410	Printing and Distribution Gen General Fund	939,400	975,000
1000/101670	National Conference of Insurance Legislators Annual Dues Gen General Fund	10,000	10,000
1000/100160	Council of State Governments Annual Dues Gen General Fund	143,944	143,944
1000/100110	National Conference of State Legislatures Annual Dues Gen General Fund	190,337	190,337
1000/410100	Reapportionment Support and Services Gen General Fund	125,000	125,000
Legislative Council and Legislative Services Totals General Fund		12,210,381	12,695,549

GENERAL GOVERNMENT

Account Number	State Agency Appropriation Name	Appropriations	
		FY 2009-2010	FY 2010-2011
1000/100150	Indiana Lobby Registration Commission Gen General Fund	271,910	271,910
LEGISLATIVE TOTALS			
	General Fund	45,042,990	47,302,023
JUDICIAL			
Supreme Court			
1000/100220	Supreme Court Gen General Fund	9,566,234	9,566,234
1000/150100	Tfr Judicial Branch Insurance Adjustment	24,553	24,553
	Totals	9,590,787	9,590,787
1000/100260	Local Judges' Salaries Gen General Fund	57,185,053	57,185,053
1000/150100	Tfr Judicial Branch Insurance Adjustment	1,650,000	1,650,000
	Totals	58,835,053	58,835,053
1000/100290	County Prosecutors' Salaries Gen General Fund	24,816,126	24,816,126
1000/150100	Tfr Judicial Branch Insurance Adjustment	850,000	850,000
	Totals	25,666,126	25,666,126
1000/100810	Trial Court Operations Gen General Fund	596,075	596,075
1000/150100	Judicial Branch Insurance Adjustment Ded Dedicated Funds	2,500,000	2,500,000
1000/108750	Indiana Conference for Legal Education Opportunity Gen General Fund	778,750	778,750
2390/102200	Public Defender Commission Gen Public Defender Commission	12,850,000	12,850,000
1000/108790	Ded Public Defense	5,400,000	5,400,000
	Totals	18,250,000	18,250,000
1000/210220	Guardian ad Litem Gen General Fund	2,970,248	2,970,248
1000/108760	Civil Legal Aid Gen General Fund	1,500,000	1,500,000
6000/134700	Grants for State Courts Fed Federal Funds	713,506	713,506
1000/100360	Special Judges - County Courts Gen General Fund	149,000	149,000
1000/101450	Commission on Race and Gender Fairness Gen General Fund	380,996	380,996
6000/146600	National CASA Association Grant Fed Federal Funds	49,999	49,999
6000/114600	Disciplinary Commission Ded Dedicated Funds	1,667,419	1,667,419
6000/117400	Indiana Continuing Legal Education Commission Ded Dedicated Funds	342,819	342,819

GENERAL GOVERNMENT

Account Number	State Agency Appropriation Name	Appropriations	
		FY 2009-2010	FY 2010-2011
6000/160400	Judges' and Lawyers' Assistance Commission		
	Ded Dedicated Funds	299,298	299,298
6000/160430	Title IV-D Reimbursement Fund		
3510/150000	Tfr Title IV-D OASI Act	4,350,000	3,550,000
6000/186300	Judicial Technology and Automation Project		
	Ded Dedicated Funds	11,822,414	12,016,056
	Fed Federal Funds	242,931	258,238
	Totals	12,065,345	12,274,294
6000/193900	GAL/CASA Conference Account		
	Ded Dedicated Funds	20,000	20,000
	Supreme Court Totals		
	General Fund	110,792,482	110,792,482
	Dedicated Funds	22,051,950	22,245,592
	Federal Funds	1,006,436	1,021,743
	Totals	133,850,868	134,059,817
1000/100230	Court of Appeals		
	Gen General Fund	10,166,741	10,166,741
1000/150100	Tfr Judicial Branch Insurance Adjustment	79,300	79,300
	Totals	10,246,041	10,246,041
1000/120230	Tax Court		
	Gen General Fund	673,013	673,013
1000/150100	Tfr Judicial Branch Insurance Adjustment	4,844	4,844
	Totals	677,857	677,857
	Indiana Judicial Center		
1000/100210	Judicial Center		
	Gen General Fund	2,821,182	2,821,182
1000/218710	Drug and Alcohol Programs Fund		
	Gen General Fund	100,000	100,000
1000/101860	Interstate Compact for Adult Offender Supervision		
	Gen General Fund	200,000	200,000
	Indiana Judicial Center Totals		
	General Fund	3,121,182	3,121,182
1000/106050	Public Defender		
	Gen General Fund	6,664,916	6,664,916
	Public Defender Council		
1000/129200	Public Defender Council		
	Gen General Fund	1,364,097	1,364,097
3680/161200	Litigation Support		
	Fed Criminal Justice Planning	60,500	60,500

GENERAL GOVERNMENT

Account Number	State Agency Appropriation Name	Appropriations	
		FY 2009-2010	FY 2010-2011
Public Defender Council Totals			
	General Fund	1,364,097	1,364,097
	Federal Funds	60,500	60,500
	Totals	1,424,597	1,424,597
Prosecuting Attorneys' Council			
1000/129010	Prosecuting Attorneys' Council		
	Gen General Fund	1,215,276	1,215,276
2380/103900	Drug Prosecution		
	Ded Drug Prosecution	79,000	109,000
3680/100700	OWI and Traffic Safety Project		
3010/125200	Tfr Motor Vehicle Highway Account	75,000	75,000
	Tfr Criminal Justice Planning	119,924	119,924
	Totals	194,924	194,924
6000/172810	IV-D Reimbursement		
6000/160430	Tfr Title IV-D Reimbursement Fund	111,098	114,426
	Tfr Transferred Funds	891,786	892,438
	Totals	1,002,884	1,006,864
Prosecuting Attorneys' Council Totals			
	General Fund	1,215,276	1,215,276
	Dedicated Funds	79,000	109,000
	Totals	1,294,276	1,324,276
Public Employees' Retirement Fund			
1000/120720	Judges' Retirement Fund		
	Gen General Fund	11,474,961	12,048,709
	Ded Dedicated Funds	5,160,695	5,160,695
	Totals	16,635,656	17,209,404
1000/122860	Prosecutors' Retirement Fund		
	Gen General Fund	170,000	170,000
Public Employees' Retirement Fund Totals			
	General Fund	11,644,961	12,218,709
	Dedicated Funds	5,160,695	5,160,695
	Totals	16,805,656	17,379,404
JUDICIAL TOTALS			
	General Fund	145,642,668	146,216,416
	Dedicated Funds	27,291,645	27,515,287
	Federal Funds	1,066,936	1,082,243
	Totals	174,001,249	174,813,946
EXECUTIVE			
Governor			
1000/100300	Governor's Office		
	Gen General Fund	2,056,245	2,056,245
1000/100310	Governor's Residence		
	Gen General Fund	136,858	136,858

GENERAL GOVERNMENT

Account Number	State Agency Appropriation Name	Appropriations	
		FY 2009-2010	FY 2010-2011
1000/418510	Governor's Contingency Fund		
	Gen General Fund	76,679	76,679
1000/100270	Governor's Fellowship Program		
	Gen General Fund	265,205	265,205
1000/100340	Washington Liaison Office		
	Gen General Fund	242,500	242,500
	Governor Totals		
	General Fund	2,777,487	2,777,487
	Lieutenant Governor		
1000/100380	Lieutenant Governor		
	Gen General Fund	2,275,325	2,275,325
1000/419810	Contingency Fund		
	Gen General Fund	6,194	6,194
	Lieutenant Governor Totals		
	General Fund	2,281,519	2,281,519
	Secretary of State		
1000/100400	Administration		
	Gen General Fund	2,348,158	2,348,158
6000/105820	Dealer Compliance Account		
	Ded Dedicated Funds	1,292,933	1,292,933
1000/210400	Securities Division Enforcement Fund		
	Ded Dedicated Funds	1,239,396	1,239,396
1000/105190	Loan Broker Regulation		
	Ded Dedicated Funds	186,144	186,144
6000/141700	Electronic and Enhanced Access Fund		
	Ded Dedicated Funds	243,716	243,716
	Secretary of State Totals		
	General Fund	2,348,158	2,348,158
	Dedicated Funds	2,962,189	2,962,189
	Totals	5,310,347	5,310,347
	Attorney General		
1000/100460	Attorney General		
	Gen General Fund	15,128,969	15,128,969
2260/103000	Ded Motor Vehicle Odometer	90,000	90,000
3190/136500	Ded Medicaid Fraud Control Unit	425,000	425,000
3190/150000	Ded Medicaid Fraud Control Unit	117,447	117,447
6000/141500	Ded Victims' Assistance Address Confidentiality Fund	59,929	59,929
6000/193000	Ded Real Estate Appraiser Investigative	64,230	64,230
6000/198100	Ded Non-Consumer Settlements	116,678	116,678
6330/100100	Ded Tobacco Master Settlement Agreement	494,467	494,467
6420/104600	Ded Abandoned Property	318,968	318,968
1000/150300	Tfr Homeowner Protection Unit	245,775	245,775
6000/193100	Tfr Telephone Solicitation Fund	111,489	111,489
	Totals	17,172,952	17,172,952

GENERAL GOVERNMENT

Account Number	State Agency Appropriation Name	Appropriations	
		FY 2009-2010	FY 2010-2011
1000/150300	Homeowner Protection Unit		
	Ded Dedicated Funds	422,000	422,000
3190/136500	Attorney General's Office-Medicaid Fraud Unit		
1000/103650	Gen Attorney General's Office-Medicaid Fraud General Fund	829,789	829,789
	Fed Medicaid Fraud Control Unit	3,848,209	3,848,209
	Totals	4,677,998	4,677,998
6420/104600	Unclaimed Property		
	Ded Abandoned Property	4,511,385	4,511,385
6000/193000	Real Estate Appraiser Investigative		
	Ded Dedicated Funds	80,780	80,780
6000/193100	Telephone Solicitation Fund		
	Ded Dedicated Funds	498,829	498,829
6000/198100	Non-Consumer Settlements		
	Ded Dedicated Funds	308,125	308,125
6000/141500	Victims' Assistance Address Confidentiality Fund		
	Ded Dedicated Funds	10,590	10,590
	Fed Federal Funds	47,504	47,504
1000/100460	Tfr Attorney General	11,956	11,956
	Totals	70,050	70,050
	Attorney General Totals		
	General Fund	15,958,758	15,958,758
	Dedicated Funds	7,518,428	7,518,428
	Federal Funds	3,895,713	3,895,713
	Totals	27,372,899	27,372,899
	EXECUTIVE TOTALS		
	General Fund	23,365,922	23,365,922
	Dedicated Funds	10,480,617	10,480,617
	Federal Funds	3,895,713	3,895,713
	Totals	37,742,252	37,742,252

FINANCIAL MANAGEMENT**Auditor of State**

1000/100500	Auditor of State		
	Gen General Fund	5,975,850	5,975,850
1000/100530	Governors' and Governors' Surviving Spouses' Pensions		
	Gen General Fund	140,246	140,246
6990/103300	Watercraft Distribution		
	Tfr Grain Indemnity	9,000,000	9,000,000
6990/103400	Education Plate Fee		
	Tfr Grain Indemnity	430,000	430,000
	Auditor of State Totals		
	General Fund	6,116,096	6,116,096

GENERAL GOVERNMENT

Account Number	State Agency Appropriation Name	Appropriations	
		FY 2009-2010	FY 2010-2011
State Board of Accounts			
1000/100800	State Board of Accounts		
	Gen General Fund	21,760,200	21,760,200
6000/108000	Typing Fund		
	Ded Dedicated Funds	889,200	889,200
State Board of Accounts Totals			
	General Fund	21,760,200	21,760,200
	Dedicated Funds	889,200	889,200
	Totals	22,649,400	22,649,400
1000/101850	Office of Management and Budget		
	Gen General Fund	1,153,322	1,153,322
State Budget Agency and Committee			
1000/100570	State Budget Agency		
	Gen General Fund	3,368,140	3,368,140
1000/100020	State Budget Committee		
	Gen General Fund	54,126	54,126
1000/419600	Departmental and Institutional Emergency Contingency Fund		
	Gen General Fund	1,000,000	1,000,000
1000/419650	Personal Services/Fringe Benefits Contingency Fund		
	Gen General Fund	2,250,000	33,375,000
1000/410780	Retiree Health Benefit Trust Fund		
6950/108950	Ded Retiree Health Benefit Trust	27,000,000	27,000,000
1000/410740	Outside Bill Contingency		
	Gen General Fund	5,976,614	3,377,614
1000/150400	Comprehensive Health Insurance Association State Share		
	Gen General Fund	38,500,000	38,500,000
6000/186500	Assessment Training Fund		
	Ded Dedicated Funds	532,770	532,770
3880/101000	School and Library Internet Connection		
3880/389980	Ded Build Indiana	2,800,000	2,800,000
3880/101100	INSPIRE (IC 4-34-3-2)		
	Ded Build Indiana	1,500,000	1,500,000
1000/410200	Community Development Matching Grants		
	Gen General Fund	1,000,000	1,000,000
State Budget Agency and Committee Totals			
	General Fund	52,148,880	80,674,880
	Dedicated Funds	31,832,770	31,832,770
	Totals	83,981,650	112,507,650
1000/100480	Treasurer of State		
	Gen General Fund	870,106	870,106

GENERAL GOVERNMENT

Account Number	State Agency Appropriation Name	Appropriations	
		FY 2009-2010	FY 2010-2011
Public Employees' Retirement Fund			
6520/107200	Public Employees' Retirement Fund - Administration		
	Ded Public Employees' Retirement	26,576,300	26,576,300
1000/146780	Public Safety Pension		
	Gen General Fund	96,000,000	112,000,000
	Ded Dedicated Funds	118,546,654	106,998,503
	Totals	214,546,654	218,998,503
Public Employees' Retirement Fund Totals			
	General Fund	96,000,000	112,000,000
	Dedicated Funds	145,122,954	133,574,803
	Totals	241,122,954	245,574,803
FINANCIAL MANAGEMENT TOTALS			
	General Fund	178,048,604	222,574,604
	Dedicated Funds	177,844,924	166,296,773
	Totals	355,893,528	388,871,377
TAX ADMINISTRATION			
Department of Revenue			
1000/100900	Collection and Administration		
	Gen General Fund	48,831,936	48,831,936
2270/109000	Ded Motor Carrier Regulation	794,261	794,261
3010/109420	Ded Motor Vehicle Highway Account	2,449,434	2,449,434
	Totals	52,075,631	52,075,631
1000/100990	Outside Collections		
	Gen General Fund	4,500,000	4,500,000
2270/109000	Motor Carrier Regulation		
	Ded Motor Carrier Regulation	5,542,700	5,542,700
3010/109420	Motor Fuel Tax Division		
	Ded Motor Vehicle Highway Account	9,603,455	9,603,455
	Department of Revenue Totals		
	General Fund	53,331,936	53,331,936
	Dedicated Funds	18,389,850	18,389,850
	Totals	71,721,786	71,721,786
Indiana Gaming Commission			
2650/110000	Charity Gaming Enforcement Fund		
	Ded Charity Gaming Enforcement	5,905,811	5,905,811
2850/101900	Gaming Commission - Administration		
	Ded State Gaming	3,501,183	3,501,183
6000/141320	Ded Gaming Investigations	600,000	600,000
3230/141400	Tfr Gamblers' Assistance	48,115	48,115
	Totals	4,149,298	4,149,298
2850/120100	Fingerprint Fees		
	Ded State Gaming	145,500	145,500
6000/151700	Gaming Enforcement Agents Costs		
	Ded Dedicated Funds	11,933,383	11,933,383

GENERAL GOVERNMENT

Account Number	State Agency Appropriation Name	Appropriations	
		FY 2009-2010	FY 2010-2011
6000/151710	Gaming Integrity Fund		
	Ded Dedicated Funds	500,000	500,000
6000/107020	Athletic Commission Fund		
	Ded Dedicated Funds	235,000	235,000
	Indiana Gaming Commission Totals		
	Dedicated Funds	22,820,877	22,820,877
1000/212900	Indiana Department of Gaming Research		
	Gen General Fund	224,706	224,706
	Indiana Horse Racing Commission		
2500/100100	Indiana Horse Racing Commission		
	Ded Horse Racing Commission Operating	2,754,452	2,754,452
1000/212700	Permit Application Fees		
	Ded Dedicated Funds	1,849	1,849
2500/120000	Standardbred Breed Development		
	Ded Horse Racing Commission Operating	4,049,719	4,049,719
2500/120100	Thoroughbred Breed Development		
	Ded Horse Racing Commission Operating	2,904,012	2,904,012
2500/120200	Quarter Horse Breed Development		
	Ded Horse Racing Commission Operating	228,896	228,896
6040/103800	Standardbred Advisory Board		
	Ded Standardbred Horse	193,500	193,500
6000/100120	Gaming Integrity Fund - IHRC		
	Ded Dedicated Funds	500,000	500,000
6000/151710	Tfr Gaming Integrity Fund		
	Tfr Gaming Integrity Fund	500,000	500,000
	Totals	1,000,000	1,000,000
2500/120600	Fingerprint Fees		
	Ded Horse Racing Commission Operating	52,110	52,110
	Indiana Horse Racing Commission Totals		
	Dedicated Funds	10,684,538	10,684,538
	Local Government Finance		
	Department of Local Government Finance		
1000/102150	Department of Local Government Finance		
	Gen General Fund	4,650,318	4,649,316
1000/210440	Tfr Market Value Assessment Pilot Project		
	Tfr Market Value Assessment Pilot Project	66,754	66,754
6000/186400	Tfr Database Management/Local Government Finance		
	Tfr Database Management/Local Government Finance	4,693	4,693
6000/186500	Tfr Assessment Training Fund		
	Tfr Assessment Training Fund	532,770	532,770
	Totals	5,254,535	5,253,533
1000/102550	Distressed Unit Appeal Board		
	Gen General Fund	20,600	20,600
	Department of Local Government Finance Totals		
	General Fund	4,670,918	4,669,916

GENERAL GOVERNMENT

Account Number	State Agency Appropriation Name	Appropriations	
		FY 2009-2010	FY 2010-2011
1000/101460	Indiana Board of Tax Review		
	Gen General Fund	1,272,529	1,272,529
6000/186500	Tfr Assessment Training Fund	203,700	203,700
	Totals	1,476,229	1,476,229
Local Government Finance Totals			
	General Fund	5,943,447	5,942,445
TAX ADMINISTRATION TOTALS			
	General Fund	59,500,089	59,499,087
	Dedicated Funds	51,895,265	51,895,265
	Totals	111,395,354	111,394,352

ADMINISTRATION

Department of Administration

1000/100610	Department of Administration		
	Gen General Fund	26,281,680	26,281,680
1000/210650	Paper Recycling		
	Ded Dedicated Funds	16,900	16,900
1000/210560	IDOA Parking Facilities		
	Ded Dedicated Funds	798,923	798,923
5220/106100	Mail Room Rotary Fund		
	Tfr Administration Services Revolving	16,000,000	16,000,000
5220/106200	Motor Pool Rotary Fund		
	Tfr Administration Services Revolving	3,208,581	3,208,581
5290/106900	Federal Surplus Property		
	Ded Surplus Property Revolving	141,905	141,905
5120/106600	Sale of State Property		
	Ded State Property Sales	183,050	183,050
5220/106700	Aviation Division		
	Tfr Administration Services Revolving	1,555,940	1,555,940
6000/145770	Minority Business Enterprise Grant		
	Ded Dedicated Funds	5,570	5,570
	Fed Federal Funds	200,000	200,000
	Totals	205,570	205,570
Department of Administration Totals			
	General Fund	26,281,680	26,281,680
	Dedicated Funds	1,146,348	1,146,348
	Federal Funds	200,000	200,000
	Totals	27,628,028	27,628,028

Personnel

State Personnel Department

1000/100700	Personnel Department		
	Gen General Fund	3,725,886	3,725,886
6000/107000	Training		
	Tfr Transferred Funds	7,300	7,300

GENERAL GOVERNMENT

Account Number	State Agency Appropriation Name	Appropriations	
		FY 2009-2010	FY 2010-2011
6940/108930	SPD HR Services		
	Tfr State Personnel Department Utility	3,639,153	3,639,153
6940/108940	SPD Benefits		
	Tfr State Personnel Department Utility	986,235	986,235
	State Personnel Department Totals		
	General Fund	3,725,886	3,725,886
1000/100740	State Employees' Appeals Commission		
	Gen General Fund	179,739	179,739
	Personnel Totals		
	General Fund	3,905,625	3,905,625
	Technology		
5220/106500	Office of Technology		
	Tfr Administration Services Revolving	100,259,505	100,259,505
1000/210470	GMIS 98-99		
	Tfr Transferred Funds	10,048,889	10,048,889
6000/140900	Office of Technology - Payphone Proceeds		
	Ded Dedicated Funds	1,900,000	1,900,000
	Technology Totals		
	Dedicated Funds	1,900,000	1,900,000
	Commission on Public Records		
1000/100630	Commission on Public Records		
	Gen General Fund	1,466,666	1,466,666
1000/217330	Photo Laboratory Fund		
	Ded Dedicated Funds	519,565	519,565
	Commission on Public Records Totals		
	General Fund	1,466,666	1,466,666
	Dedicated Funds	519,565	519,565
	Totals	1,986,231	1,986,231
1000/101250	Office of the Public Access Counselor		
	Gen General Fund	156,729	156,729
1000/105070	Office of Federal Grants and Procurement		
	Gen General Fund	95,039	95,039
	ADMINISTRATION TOTALS		
	General Fund	31,905,739	31,905,739
	Dedicated Funds	3,565,913	3,565,913
	Federal Funds	200,000	200,000
	Totals	35,671,652	35,671,652
	OTHER		
1000/100190	Commission on Uniform State Laws		
	Gen General Fund	43,584	43,584

GENERAL GOVERNMENT

Account Number	State Agency Appropriation Name	Appropriations	
		FY 2009-2010	FY 2010-2011
Inspector General			
1000/102810	Office of Inspector General		
	Gen General Fund	1,441,871	1,441,871
1000/120320	State Ethics Commission		
	Gen General Fund	8,965	8,965
Inspector General Totals			
	General Fund	1,450,836	1,450,836
Elections			
Secretary of State - Election Division			
1000/100640	Election Division		
	Gen General Fund	897,752	897,752
1000/108500	Voter List Maintenance		
	Gen General Fund	512,500	512,500
6000/116700	Instructional Conferences		
	Ded Dedicated Funds	55,000	55,000
Secretary of State - Election Division Totals			
	General Fund	1,410,252	1,410,252
	Dedicated Funds	55,000	55,000
	Totals	1,465,252	1,465,252
1000/100390	Office of Faith Based & Community Initiatives		
	Gen General Fund	290,552	290,552
6000/148300	Professional Development and Training (PDAT)		
	Fed Federal Funds	92,975	92,975
6000/141470	Access to Recovery		
	Fed Federal Funds	118,222	118,222
6000/194100	OFBCI Federal Administration		
	Fed Federal Funds	301,489	301,489
Faith Based & Community Initiatives Totals			
	General Fund	290,552	290,552
	Federal Funds	512,686	512,686
	Totals	803,238	803,238
OTHER TOTALS			
	General Fund	3,195,224	3,195,224
	Dedicated Funds	55,000	55,000
	Federal Funds	512,686	512,686
	Totals	3,762,910	3,762,910
GENERAL GOVERNMENT TOTALS			
	General Fund	486,701,236	534,059,015
	Dedicated Funds	271,133,364	259,808,855
	Federal Funds	5,675,335	5,690,642
	Totals	763,509,935	799,558,512