



Ensuring that Indiana’s priorities are funded today and tomorrow.

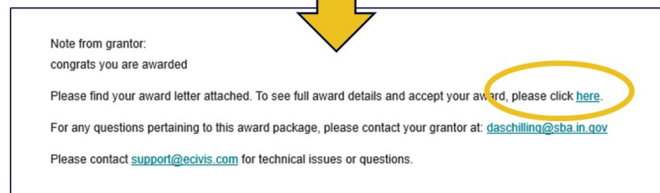
## The eCivis Update: After the Award

Your award notice has arrived. Now what?

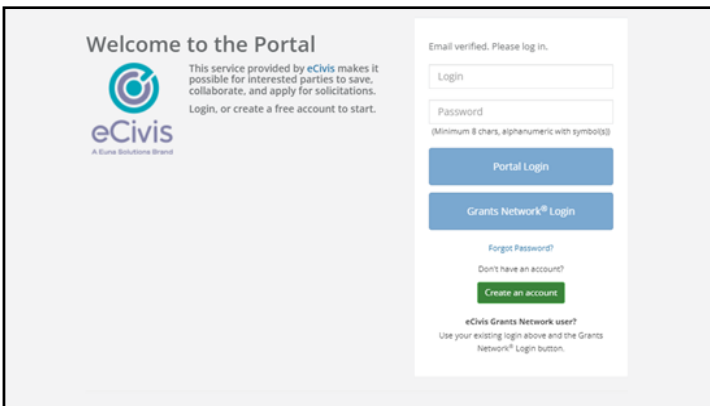
Upon final agency approval of an award, an email is sent to the successful applicants...now grant recipients. Successful grant recipients will receive two emails.

The first email (Application Award Notification) notifies grant recipients of the award decision and includes a link to the eCivis Portal where they will accept their award.

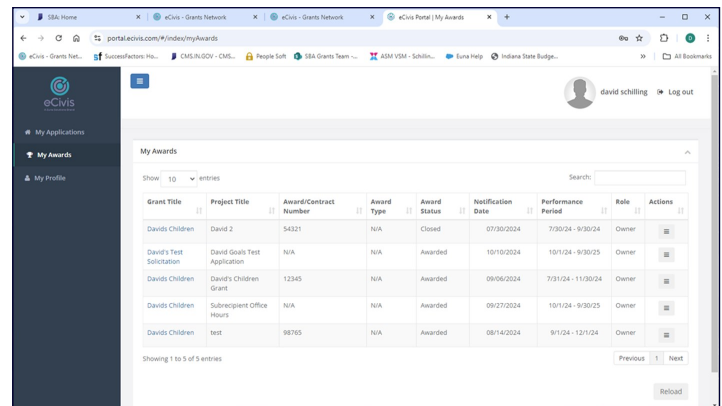
The second email contains a link to the eCivis Portal where grant recipients will manage their post-award activities.



Questions? Need help? [Contact Grants Management Team](#)



Login page where grant recipients will access the Portal.

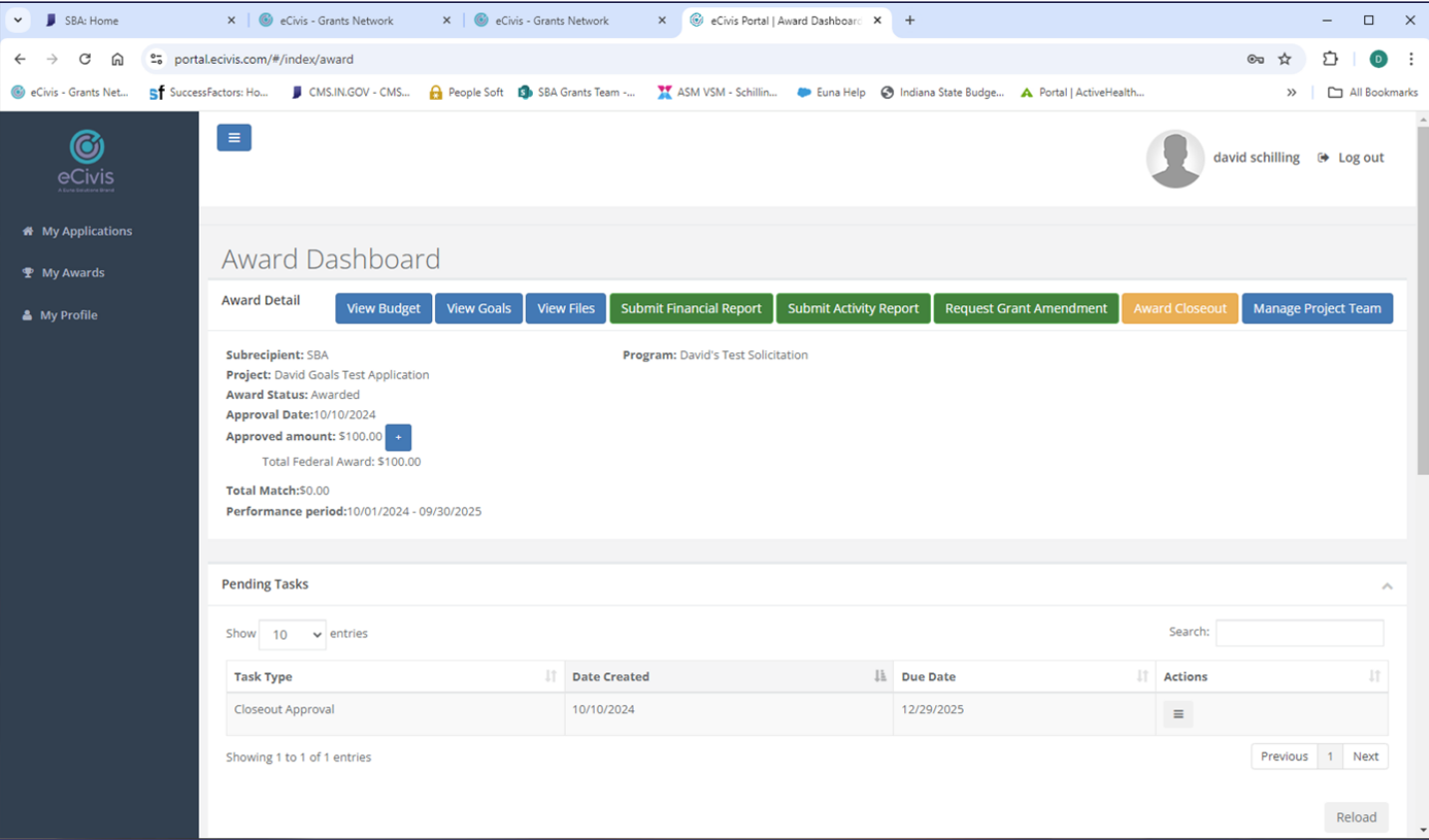


My Awards Dashboard

Grant recipients will use the Portal Login on the eCivis Portal to log into their Portal account.

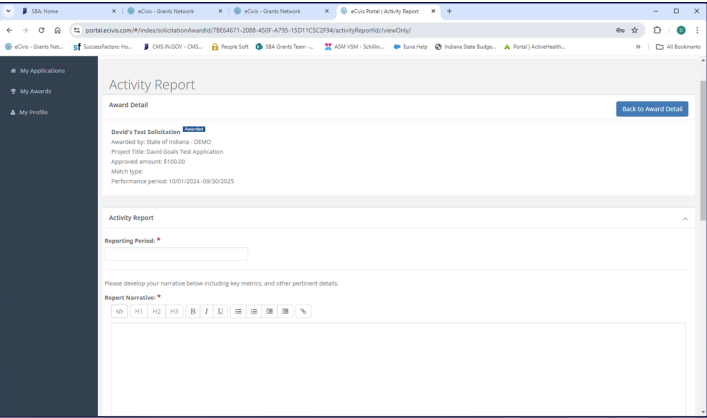
Once in the Portal, grant recipients will use the My Awards menu to view a list of all grant awards.

After selecting an award from the My Awards list, grant recipients can view the details of a particular grant on the Award Dashboard.

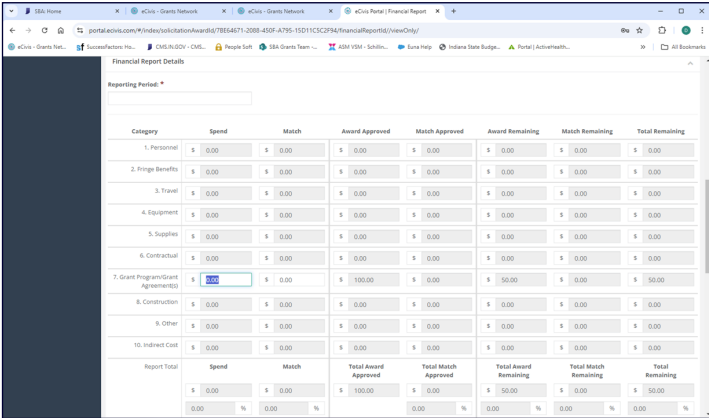


The Award Dashboard tabs contain the tools grant recipients will use to manage their awards. From submission of financial reports (reimbursement requests) to submitting activity reports to requesting grant amendments, grant recipients can easily and effectively access the awarded funds they need to make their programs successful.

Need help? Give an SBA Office Hour a try! [SBA: Grants Management Workshops](#)



Activity Report tab from Award Dashboard



Submit Financial Report tab from Award Dashboard

Grant recipients will submit activity reports by completing an online narrative and uploading required documents.

Reimbursement requests will be submitted by entering the requested dollar amount in the approved budget categories.



Learn more at: [IN.gov/SBA/grants](https://IN.gov/SBA/grants)

