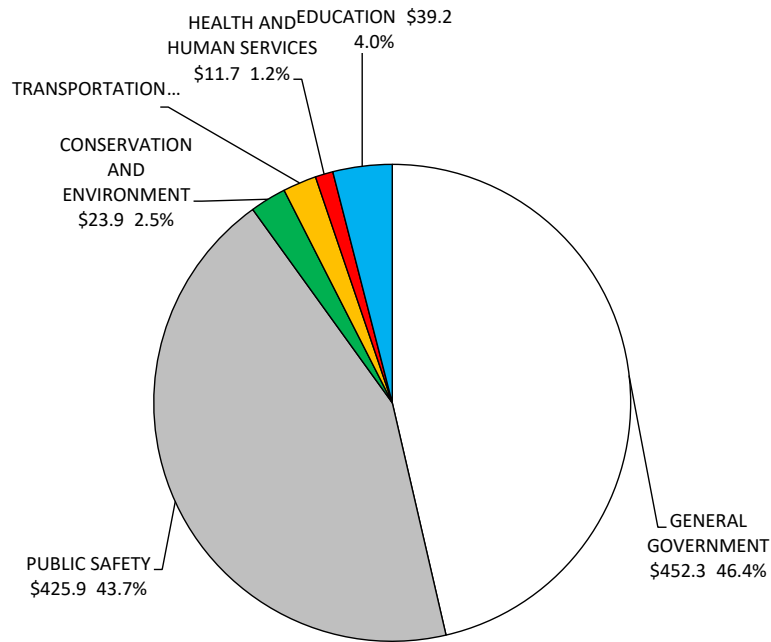


D — CONSTRUCTION

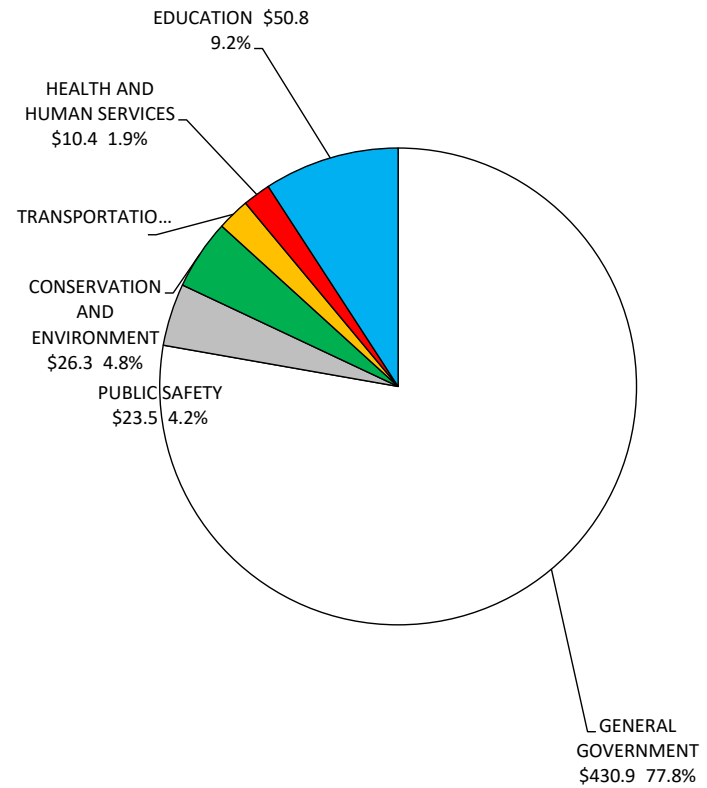
**CONSTRUCTION
APPROPRIATIONS BY SUB-DIVISION SHARE
2022-2023 BIENNIUM
\$1,529.2 Million**

FY 2021-2022 \$975.2 Million



Sector Values in Millions of Dollars
Source: Indiana State Budget Agency

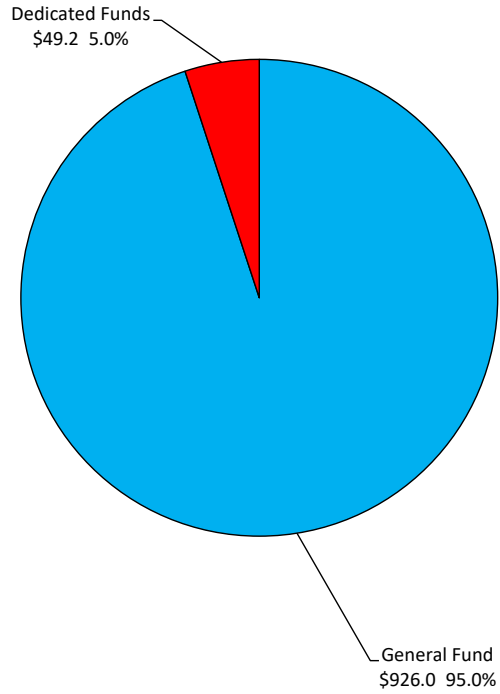
FY 2022-2023 \$554.0 Million



Sector Values in Millions of Dollars
Source: Indiana State Budget Agency

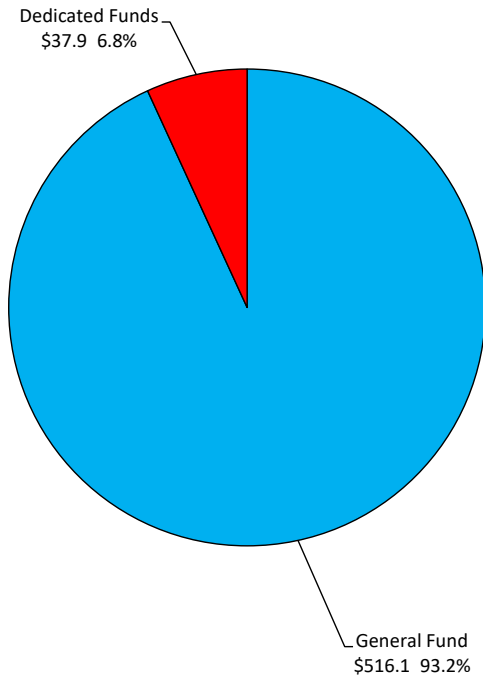
**CONSTRUCTION
APPROPRIATIONS BY FUND TYPE
2022-2023 BIENNIUM
\$1,529.2 Million**

FY 2021-2022 \$975.2 Million



Sector Values in Millions of Dollars
Source: Indiana State Budget Agency

FY 2022-2023 \$554.0 Million



Sector Values in Millions of Dollars
Source: Indiana State Budget Agency

Construction and Rehabilitation

Fund	State Agency	Appropriations	
	Appropriation Name	FY 2021-2022	FY 2022-2023
CONSTRUCTION			
GENERAL GOVERNMENT			
Department of Revenue			
C0900-090	Department of Revenue		
	Gen-1000-19737-2021 GF - Gen Gov Line Items	20,300,000	0
State Budget Agency			
C0570-057	State Budget Agency		
	Gen-1000-19737-2021 GF - Gen Gov Line Items	275,000,000	278,000,000
C2600-057	State Budget Agency - Leases		
	Gen-1000-19736-2021 GF - Leases Construct	67,469,646	109,663,287
<hr/>			
State Budget Agency Totals			
	General Fund	342,469,646	387,663,287
Department of Administration			
C0610-061	Department of Administration		
	Gen-1000-19738-2021 GF - Gen Gov R&R	19,152,444	18,252,444
	Gen-1000-19739-2021 GF - Gen Gov PM	5,300,000	5,300,000
C7300-061	State Library		
	Gen-1000-19738-2021 GF - Gen Gov R&R	0	2,000,000
C0640-061	Department of Administration - Leases		
	Gen-1000-19736-2021 GF - Leases Construct	12,234,703	12,234,630
<hr/>			
Department of Administration Totals			
	General Fund	36,687,147	37,787,074
Indiana State Fair			
C8780-878	Indiana State Fair		
	Gen-1000-19737-2021 GF - Gen Gov Line Items	50,000,000	0
	Gen-1000-19738-2021 GF - Gen Gov R&R	1,775,552	4,356,500
	Gen-1000-19739-2021 GF - Gen Gov PM	1,045,000	1,045,000
<hr/>			
GENERAL GOVERNMENT TOTALS			
	General Fund	452,277,345	430,851,861

PUBLIC SAFETY

Adjutant General

Construction and Rehabilitation

Fund	State Agency Appropriation Name	Appropriations	
		FY 2021-2022	FY 2022-2023
C1100-110	Adjutant General		
	Gen-1000-19740-2021 GF - Public Safety Line Items	2,099,780	8,311,750
	Gen-1000-19741-2021 GF - Public Safety PM	930,250	930,250
	Ded-5990-59917-2021 SCF - Public Safety RR	1,180,574	1,451,277
	Total	4,210,604	10,693,277
State Police			
C1000-100	Indiana State Police		
	Gen-1000-19740-2021 GF - Public Safety Line Items	8,500,000	1,440,000
	Gen-1000-19741-2021 GF - Public Safety PM	955,899	955,899
	Gen-1000-19742-2021 GF - Public Safety R&R	906,900	0
	State Police Totals		
	General Fund	10,362,799	2,395,899
Law Enforcement Training Board			
C1030-103	Law Enforcement Training Board		
	Gen-1000-19741-2021 GF - Public Safety PM	343,885	200,000
	Gen-1000-19742-2021 GF - Public Safety R&R	0	241,350
Department of Correction			
C6200-620	State Prison		
	Gen-1000-19741-2021 GF - Public Safety PM	467,500	467,500
	Ded-5990-59917-2021 SCF - Public Safety RR	1,500,000	500,000
	Total	1,967,500	967,500
C6300-630	Pendleton Correctional Facility		
	Gen-1000-19741-2021 GF - Public Safety PM	552,500	552,500
C6350-635	Correctional Industrial Facility		
	Gen-1000-19741-2021 GF - Public Safety PM	255,000	255,000
	Ded-5990-59917-2021 SCF - Public Safety RR	4,250,000	950,000
	Total	4,505,000	1,205,000
C6400-640	Women's Prison		
	Gen-1000-19741-2021 GF - Public Safety PM	153,000	153,000
C6500-650	Putnamville Correctional Facility		
	Gen-1000-19741-2021 GF - Public Safety PM	340,000	340,000
C6650-665	Wabash Valley Correctional Facility		
	Gen-1000-19741-2021 GF - Public Safety PM	224,125	224,125
C6600-660	Indianapolis Re-Entry Education Facility		
	Gen-1000-19741-2021 GF - Public Safety PM	153,000	153,000
C6750-675	Branchville Correctional Facility		

Construction and Rehabilitation

Fund	State Agency Appropriation Name	Appropriations	
		FY 2021-2022	FY 2022-2023
	Gen-1000-19741-2021 GF - Public Safety PM	153,000	153,000
	Ded-5990-59917-2021 SCF - Public Safety RR	0	575,000
	Total	153,000	728,000
C6800-680	Westville Correctional Facility		
	Gen-1000-19740-2021 GF - Public Safety Line Items	400,000,000	0
	Gen-1000-19741-2021 GF - Public Safety PM	442,000	442,000
	Ded-5990-59917-2021 SCF - Public Safety RR	0	1,250,000
	Total	400,442,000	1,692,000
C6850-685	Rockville Correctional Facility		
	Gen-1000-19741-2021 GF - Public Safety PM	212,500	212,500
C6900-690	Plainfield Correctional Facility		
	Gen-1000-19741-2021 GF - Public Safety PM	212,500	212,500
	Ded-5990-59917-2021 SCF - Public Safety RR	0	1,250,000
	Total	212,500	1,462,500
C6950-695	Reception and Diagnostic Center		
	Gen-1000-19741-2021 GF - Public Safety PM	89,250	89,250
C6180-618	Miami Correctional Facility		
	Gen-1000-19741-2021 GF - Public Safety PM	382,500	382,500
C6450-645	New Castle Correctional Facility		
	Gen-1000-19741-2021 GF - Public Safety PM	700,000	700,000
C6140-614	Chain O' Lakes Correctional Facility		
	Gen-1000-19741-2021 GF - Public Safety PM	38,250	38,250
C6970-697	Edinburgh Correctional Facility		
	Gen-1000-19741-2021 GF - Public Safety PM	34,000	34,000
C6670-667	Madison Correctional Facility		
	Gen-1000-19741-2021 GF - Public Safety PM	318,750	318,750
C6220-622	South Bend Work Release Center		
	Gen-1000-19741-2021 GF - Public Safety PM	42,500	42,500
C6230-623	Heritage Trail Correctional Facility		
	Gen-1000-19741-2021 GF - Public Safety PM	191,250	191,250
	Ded-5990-59917-2021 SCF - Public Safety RR	0	250,000
	Total	191,250	441,250
C6550-655	Pendleton Juvenile Correctional Facility		
	Gen-1000-19741-2021 GF - Public Safety PM	127,500	127,500
C6610-661	LaPorte Juvenile Correctional Facility		
	Gen-1000-19741-2021 GF - Public Safety PM	34,000	34,000
C6160-616	North Central Juvenile Correctional Facility		
	Gen-1000-19741-2021 GF - Public Safety PM	51,000	51,000
C6190-619	Logansport Juvenile Correctional Facility		

Construction and Rehabilitation

Fund	State Agency	Appropriations	
	Appropriation Name	FY 2021-2022	FY 2022-2023
	Ded-5990-59918-2021 SCF - Corrections RR	100,000	0
Department of Correction Totals			
	General Fund	405,174,125	5,174,125
	Dedicated Funds	5,850,000	4,775,000
	Total	411,024,125	9,949,125
PUBLIC SAFETY TOTALS			
	General Fund	418,910,839	17,253,374
	Dedicated Funds	7,030,574	6,226,277
	Total	425,941,413	23,479,651

CONSERVATION AND ENVIRONMENT

Department of Natural Resources

C3000-300	Department of Natural Resources - General Administration		
	Gen-1000-19744-2021 GF - Cons & Envir PM	50,000	50,000
	Ded-5990-59919-2021 SCF - Cons & Envir RR	6,063,788	5,670,788
	Total	6,113,788	5,720,788
C3020-300	Fish and Wildlife		
	Gen-1000-19744-2021 GF - Cons & Envir PM	1,550,000	1,550,000
	Ded-5990-59919-2021 SCF - Cons & Envir RR	0	850,000
	Total	1,550,000	2,400,000
C3090-300	Forestry		
	Gen-1000-19744-2021 GF - Cons & Envir PM	1,525,000	1,525,000
	Ded-5990-59919-2021 SCF - Cons & Envir RR	750,000	0
	Total	2,275,000	1,525,000
C3160-300	Nature Preserves		
	Gen-1000-19744-2021 GF - Cons & Envir PM	586,614	586,614
C3070-300	Outdoor Recreation		
	Gen-1000-19744-2021 GF - Cons & Envir PM	35,000	35,000
C3030-300	State Parks and Reservoir Management		
	Gen-1000-19744-2021 GF - Cons & Envir PM	4,050,000	4,050,000
	Ded-5990-59919-2021 SCF - Cons & Envir RR	2,875,000	3,397,500
	Total	6,925,000	7,447,500
C3060-300	Division of Water		
	Gen-1000-19744-2021 GF - Cons & Envir PM	83,500	83,500
	Ded-5990-59919-2021 SCF - Cons & Envir RR	2,110,000	2,000,000
	Total	2,193,500	2,083,500

Construction and Rehabilitation

Fund	State Agency Appropriation Name	Appropriations	
		FY 2021-2022	FY 2022-2023
C3010-300	Enforcement		
	Gen-1000-19744-2021 GF - Cons & Envir PM	270,000	270,000
C3290-300	Entomology		
	Gen-1000-19744-2021 GF - Cons & Envir PM	137,500	137,500
Department of Natural Resources Totals			
	General Fund	8,287,614	8,287,614
	Dedicated Funds	11,798,788	11,918,288
	Total	20,086,402	20,205,902
Other Natural Resources			
C3150-315	War Memorials Commission		
	Gen-1000-19744-2021 GF - Cons & Envir PM	617,000	617,000
	Gen-1000-19745-2021 GF - Cons & Envir R&R	681,960	2,251,200
C0303-303	Indiana State Museum and Historic Sites Corporation		
	Gen-1000-19744-2021 GF - Cons & Envir PM	574,687	574,687
	Gen-1000-19745-2021 GF - Cons & Envir R&R	1,950,505	1,912,500
	Ded-5990-59919-2021 SCF - Cons & Envir RR	0	757,800
	Total	2,525,192	3,244,987
Other Natural Resources Totals			
	General Fund	3,824,152	5,355,387
	Dedicated Funds	0	757,800
	Total	3,824,152	6,113,187
CONSERVATION AND ENVIRONMENT TOTALS			
	General Fund	12,111,766	13,643,001
	Dedicated Funds	11,798,788	12,676,088
	Total	23,910,554	26,319,089
TRANSPORTATION			
Department of Transportation			
C8000-800	Department of Transportation - Buildings and Grounds		
	Ded-4000-30508-2021 St Hwy Fnd PM	2,232,888	2,232,888
	Ded-4000-30509-2021 St Hwy Fnd R&R	1,872,362	1,872,362
	Ded-4000-30531-2021 St Hwy Fnd Line Items	18,130,000	8,100,000
TRANSPORTATION TOTALS			
	Dedicated Funds	22,235,250	12,205,250

Construction and Rehabilitation

Fund	State Agency Appropriation Name	Appropriations	
		FY 2021-2022	FY 2022-2023
HEALTH AND HUMAN SERVICES			
Family and Social Services Administration			
C4150-415	Evansville Psychiatric Children's Center		
	Gen-1000-19746-2021 GF - FSSA PM	36,500	36,500
	Ded-5990-59970-2021 SCF - FSSA RR	452,000	0
	Total	488,500	36,500
C4250-425	Evansville State Hospital		
	Gen-1000-19746-2021 GF - FSSA PM	391,162	391,162
C4300-430	Madison State Hospital		
	Gen-1000-19746-2021 GF - FSSA PM	464,104	464,104
	Ded-5990-59970-2021 SCF - FSSA RR	0	98,400
	Total	464,104	562,504
C4350-435	Logansport State Hospital		
	Gen-1000-19746-2021 GF - FSSA PM	491,572	491,572
	Ded-5990-59970-2021 SCF - FSSA RR	833,369	1,824,000
	Total	1,324,941	2,315,572
C4400-440	Richmond State Hospital		
	Gen-1000-19746-2021 GF - FSSA PM	550,000	550,000
	Ded-5990-59970-2021 SCF - FSSA RR	0	1,217,485
	Total	550,000	1,767,485
C4500-450	Larue Carter Memorial Hospital		
	Gen-1000-19746-2021 GF - FSSA PM	417,703	417,703
C4510-451	Neuro Diagnostic Institute		
	Gen-1000-19746-2021 GF - FSSA PM	475,810	475,810
C4100-410	FSSA - Division of Mental Health		
	Ded-5990-59970-2021 SCF - FSSA RR	3,386,146	0
Family and Social Services Administration Totals			
	General Fund	2,826,851	2,826,851
	Dedicated Funds	4,671,515	3,139,885
	Total	7,498,366	5,966,736
Public Health			
C5500-550	School for the Blind and Visually Impaired		
	Gen-1000-19747-2021 GF - Deaf & Blind PM	282,857	282,857
	Ded-5990-59971-2021 SCF - Deaf & Blind RR	1,262,390	885,249
	Total	1,545,247	1,168,106
C5600-560	School for the Deaf		

Construction and Rehabilitation

Fund	State Agency	Appropriations	
	Appropriation Name	FY 2021-2022	FY 2022-2023
	Gen-1000-19747-2021 GF - Deaf & Blind PM	424,285	424,285
	Ded-5990-59971-2021 SCF - Deaf & Blind RR	734,637	1,960,604
	Total	1,158,922	2,384,889
Public Health Totals			
	General Fund	707,142	707,142
	Dedicated Funds	1,997,027	2,845,853
	Total	2,704,169	3,552,995
Veterans' Affairs			
C1600-160	Department of Veterans' Affairs		
	Gen-1000-19748-2021 GF - Vets Affairs PM	48,195	48,195
C5700-570	Indiana Veterans' Home		
	Ded-3950-70726-2021 Vets Home Construct	1,426,500	854,500
Veterans' Affairs Totals			
	General Fund	48,195	48,195
	Dedicated Funds	1,426,500	854,500
	Total	1,474,695	902,695
HEALTH AND HUMAN SERVICES TOTALS			
	General Fund	3,582,188	3,582,188
	Dedicated Funds	8,095,042	6,840,238
	Total	11,677,230	10,422,426
EDUCATION			
Higher Education			
C7500-750	Indiana University - Repair and Rehabilitation		
	Gen-1000-19749-2021 GF - Education R&R	14,349,098	14,349,098
C7501-750	Indiana University - Cash Capital Projects		
	Gen-1000-19750-2021 GF - Education Line Items	0	8,100,000
C7600-760	Purdue University - Repair and Rehabilitation		
	Gen-1000-19749-2021 GF - Education R&R	12,242,154	12,242,154
C7601-760	Purdue University - Cash Capital Projects		
	Gen-1000-19750-2021 GF - Education Line Items	2,425,000	5,925,000
C7700-770	Indiana State University - Repair and Rehabilitation		
	Gen-1000-19749-2021 GF - Education R&R	1,504,289	1,504,289
C7750-775	University of Southern Indiana - Repair and Rehabilitation		
	Gen-1000-19749-2021 GF - Education R&R	1,112,962	1,112,962
C7800-780	Ball State University - Repair and Rehabilitation		

Construction and Rehabilitation

Fund	State Agency	Appropriations	
	Appropriation Name	FY 2021-2022	FY 2022-2023
	Gen-1000-19749-2021 GF - Education R&R	2,917,359	2,917,359
C7900-790	Vincennes University - Repair and Rehabilitation		
	Gen-1000-19749-2021 GF - Education R&R	1,005,286	1,005,286
C7100-710	Ivy Tech Community College - Repair and Rehabilitation		
	Gen-1000-19749-2021 GF - Education R&R	3,610,577	3,610,577
<hr/>			
Higher Education Totals			
	General Fund	39,166,725	50,766,725
<hr/>			
EDUCATION TOTALS			
	General Fund	39,166,725	50,766,725
<hr/> <hr/>			
CONSTRUCTION AND REHABILITATION TOTALS			
	General Fund	926,048,863	516,097,149
	Dedicated Funds	49,159,654	37,947,853
<hr/>			
	Total	975,208,517	554,045,002

(This page intentionally left blank.)

2022-2023 Construction Budget Totals

Fund		FY 2021-2022	FY 2022-2023	Biennial Appropriation
2021 GF - Leases Construct	GF	79,704,349	121,897,917	201,602,266
2021 GF - Gen Gov Line Items	GF	345,300,000	278,000,000	623,300,000
2021 GF - Gen Gov R&R	GF	20,927,996	24,608,944	45,536,940
2021 GF - Gen Gov PM	GF	6,345,000	6,345,000	12,690,000
2021 GF - Public Safety Line Items	GF	410,599,780	8,311,750	418,911,530
2021 GF - Public Safety PM	GF	7,260,274	7,260,274	14,520,548
2021 GF - Public Safety R&R	GF	1,050,785	1,681,350	2,732,135
2021 GF - Cons & Envir PM	GF	9,479,301	9,479,301	18,958,602
2021 GF - Cons & Envir R&R	GF	2,632,465	4,163,700	6,796,165
2021 GF - FSSA PM	GF	2,826,851	2,826,851	5,653,702
2021 GF - Deaf & Blind PM	GF	707,142	707,142	1,414,284
2021 GF - Vets Affairs PM	GF	48,195	48,195	96,390
2021 GF - Education R&R	GF	36,741,725	36,741,725	73,483,450
2021 GF - Education Line Items	GF	2,425,000	14,025,000	16,450,000
Total General Funds		926,048,863	516,097,149	1,442,146,012
2021 St Hwy Fnd PM	SHF	2,232,888	2,232,888	4,465,776
2021 St Hwy Fnd R&R	SHF	1,872,362	1,872,362	3,744,724
2021 St Hwy Fnd Line Items	SHF	18,130,000	8,100,000	26,230,000
2021 SCF - Public Safety RR	SCF	6,930,574	6,226,277	13,156,851
2021 SCF - Corrections RR	SCF	100,000	-	100,000
2021 SCF - Cons & Envir RR	SCF	11,798,788	12,676,088	24,474,876
2021 SCF - FSSA RR	SCF	4,671,515	3,139,885	7,811,400
2021 SCF - Deaf & Blind RR	SCF	1,997,027	2,845,853	4,842,880
2021 Vets Home Construct	VHG	1,426,500	854,500	2,281,000
Total Dedicated Funds		49,159,654	37,947,853	87,107,507
GRAND TOTAL		975,208,517	554,045,002	1,529,253,519

2022-2023 Preventive Maintenance

Agency/Facility	Fund	FY 2021-2022	FY 2022-2023	Biennial Appropriation
C0303-303 Indiana State Museum and Historic Sites Corporation	GF	574,687	574,687	1,149,374
C0610-061 Department of Administration	GF	5,300,000	5,300,000	10,600,000
C1000-100 Indiana State Police	GF	955,899	955,899	1,911,798
C1030-103 Law Enforcement Training Board	GF	200,000	200,000	400,000
C1100-110 Adjutant General	GF	930,250	930,250	1,860,500
C1600-160 Department of Veterans' Affairs	GF	48,195	48,195	96,390
C3000-300 Department of Natural Resources - General Administration	GF	50,000	50,000	100,000
C3010-300 Enforcement	GF	270,000	270,000	540,000
C3020-300 Fish and Wildlife	GF	1,550,000	1,550,000	3,100,000
C3030-300 State Parks and Reservoir Management	GF	4,050,000	4,050,000	8,100,000
C3060-300 Division of Water	GF	83,500	83,500	167,000
C3070-300 Outdoor Recreation	GF	35,000	35,000	70,000
C3090-300 Forestry	GF	1,525,000	1,525,000	3,050,000
C3150-315 War Memorials Commission	GF	617,000	617,000	1,234,000
C3160-300 Nature Preserves	GF	586,614	586,614	1,173,228
C3290-300 Entomology	GF	137,500	137,500	275,000
C4150-415 Evansville Psychiatric Children's Center	GF	36,500	36,500	73,000
C4250-425 Evansville State Hospital	GF	391,162	391,162	782,324
C4300-430 Madison State Hospital	GF	464,104	464,104	928,208
C4350-435 Logansport State Hospital	GF	491,572	491,572	983,144
C4400-440 Richmond State Hospital	GF	550,000	550,000	1,100,000
C4500-450 Larue Carter Memorial Hospital	GF	417,703	417,703	835,406
C4510-451 Neuro Diagnostic Institute	GF	475,810	475,810	951,620
C5500-550 School for the Blind and Visually Impaired	GF	282,857	282,857	565,714
C5600-560 School for the Deaf	GF	424,285	424,285	848,570
C5700-570 Indiana Veterans' Home	VHG	637,500	637,500	1,275,000
C6140-614 Chain O' Lakes Correctional Facility	GF	38,250	38,250	76,500
C6160-616 North Central Juvenile Correctional Facility	GF	51,000	51,000	102,000
C6180-618 Miami Correctional Facility	GF	382,500	382,500	765,000
C6200-620 State Prison	GF	467,500	467,500	935,000
C6220-622 South Bend Work Release Center	GF	42,500	42,500	85,000
C6230-623 Heritage Trail Correctional Facility	GF	191,250	191,250	382,500
C6300-630 Pendleton Correctional Facility	GF	552,500	552,500	1,105,000
C6350-635 Correctional Industrial Facility	GF	255,000	255,000	510,000
C6400-640 Women's Prison	GF	153,000	153,000	306,000
C6450-645 New Castle Correctional Facility	GF	700,000	700,000	1,400,000
C6500-650 Putnamville Correctional Facility	GF	340,000	340,000	680,000
C6550-655 Pendleton Juvenile Correctional Facility	GF	127,500	127,500	255,000
C6600-660 Indianapolis Re-Entry Education Facility	GF	153,000	153,000	306,000
C6610-661 LaPorte Juvenile Correctional Facility	GF	34,000	34,000	68,000
C6650-665 Wabash Valley Correctional Facility	GF	224,125	224,125	448,250
C6670-667 Madison Correctional Facility	GF	318,750	318,750	637,500
C6750-675 Branchville Correctional Facility	GF	153,000	153,000	306,000
C6800-680 Westville Correctional Facility	GF	442,000	442,000	884,000
C6850-685 Rockville Correctional Facility	GF	212,500	212,500	425,000
C6900-690 Plainfield Correctional Facility	GF	212,500	212,500	425,000
C6950-695 Reception and Diagnostic Center	GF	89,250	89,250	178,500
C6970-697 Edinburgh Correctional Facility	GF	34,000	34,000	68,000
C8000-800 Department of Transportation - Buildings and Grounds	SHF	2,232,888	2,232,888	4,465,776
C8780-878 Indiana State Fair	GF	1,045,000	1,045,000	2,090,000
Total		29,537,151	29,537,151	59,074,302

2021-2023 Construction Project Details

Agn	Appropriation Name Type Project Title	Fund	FY 2021-2022	FY 2022-2023	Biennial Appropriation
General Government					
057	State Budget Agency				
	Project Capital Reserve Account	GF	275,000,000	275,000,000	550,000,000
	Project Enterprise Solution Grant Management System	GF	-	3,000,000	3,000,000
		Total	275,000,000	278,000,000	553,000,000
057	State Budget Agency - Leases				
	Lease Stadium Lease Rental	GF	40,469,646	67,943,587	108,413,233
	Lease Convention Center Lease Rental	GF	-	14,719,700	14,719,700
	Lease Indiana Motorsports Commission	GF	7,000,000	7,000,000	14,000,000
	Lease Water Infrastructure Assistance	GF	20,000,000	20,000,000	40,000,000
		Total	67,469,646	109,663,287	177,132,933
061	Department of Administration				
	PM Preventive Maintenance	GF	5,300,000	5,300,000	10,600,000
	R&R McCarty Street Roof Replacement	GF	1,725,000	-	1,725,000
	R&R State House Elevator Rehabilitation	GF	-	425,000	425,000
	R&R State House Atrium Skylight Repair	GF	-	250,000	250,000
	R&R State House Exterior Light Replacement	GF	-	150,000	150,000
	R&R IDOA Campus-Wide General R&R	GF	712,620	712,620	1,425,240
	R&R Long Term Capital General R&R - Parking Garages	GF	1,563,420	1,563,420	3,126,840
	R&R Long Term Capital General R&R - IGCN	GF	1,763,424	1,763,424	3,526,848
	R&R Long Term Capital General R&R - IGCS	GF	1,563,420	1,563,420	3,126,840
	R&R Long Term Capital General R&R - Toxicology Lab	GF	1,123,416	1,123,416	2,246,832
	R&R Long Term Capital General R&R - State Museum	GF	1,683,420	1,683,420	3,366,840
	R&R Long Term Capital General R&R - Pendleton Juvenile CF	GF	1,125,936	1,125,936	2,251,872
	R&R Long Term Capital General R&R - Rockville CF	GF	1,143,420	1,143,420	2,286,840
	R&R Long Term Capital General R&R - Wabash CF	GF	1,523,424	1,523,424	3,046,848
	R&R Long Term Capital General R&R - Logansport State Hospital	GF	1,093,620	1,093,620	2,187,240
	R&R Long Term Capital General R&R - Evansville State Hospital	GF	1,473,492	1,473,492	2,946,984
	R&R Long Term Capital General R&R - Madison State Hospital	GF	1,317,360	1,317,360	2,634,720
	R&R Long Term Capital General R&R - Newcastle CF	GF	1,340,472	1,340,472	2,680,944
		Total	24,452,444	23,552,444	48,004,888
061	Department of Administration - Leases				
	Lease NeuroDiagnostic Institute Capital Lease	GF	12,234,703	12,234,630	24,469,333
061	State Library				
	R&R Exterior Limestone Rehabilitation	GF	-	2,000,000	2,000,000
090	Department of Revenue				
	Project ITS Modernization (NextDOR)	GF	20,300,000	-	20,300,000
878	Indiana State Fair				
	PM Preventive Maintenance	GF	1,045,000	1,045,000	2,090,000
	Project Fall Creek Pavilion	GF	50,000,000	-	50,000,000
	R&R West Pavilion Roof Replacement	GF	-	3,085,000	3,085,000
	R&R Blue Ribbon RTU Replacement	GF	-	716,000	716,000
	R&R Champions Pavilion RTU Replacement	GF	286,000	-	286,000
	R&R LED Lighting Upgrades	GF	539,000	-	539,000
	R&R Fire Alarm and Electrical Upgrades	GF	686,552	-	686,552
	R&R ADA Compliance Upgrades	GF	264,000	-	264,000
	R&R Drainage Repair and Upgrades	GF	-	220,000	220,000
	R&R Temperature Control Systems	GF	-	335,500	335,500
		Total	52,820,552	5,401,500	58,222,052
General Government Totals					
		GF	452,277,345	430,851,861	883,129,206

2021-2023 Construction Project Details

Agn	Appropriation Name Type Project Title	Fund	FY 2021-2022	FY 2022-2023	Biennial Appropriation
PUBLIC SAFETY					
110	Adjutant General				
	PM Preventive Maintenance	GF	930,250	930,250	1,860,500
	Project Hamilton County Readiness Center	GF	579,780	6,791,750	7,371,530
	Project Danville Armory Addition and Alteration	GF	1,520,000	-	1,520,000
	Project Martinsville Armory Addition and Alteration	GF	-	1,520,000	1,520,000
	R&R Connersville HVAC Conversion	SCF	250,000	-	250,000
	R&R Stout Field Bldg #9 Roof Replacement	SCF	315,244	-	315,244
	R&R Knightstown Bldg #2 Roof Replacement	SCF	78,799	-	78,799
	R&R Terre Haute Boiler Replacement	SCF	84,420	-	84,420
	R&R North Vernon MVSB Roof Replacement	SCF	123,050	-	123,050
	R&R Remington MVSB Roof Replacement	SCF	109,687	-	109,687
	R&R Huntington MVSB Roof Replacement	SCF	109,687	-	109,687
	R&R Bluffton MVSB Roof Replacement	SCF	109,687	-	109,687
	R&R Hartford City Boiler Replacement	SCF	-	106,400	106,400
	R&R Michigan City Retaining Wall Repair	SCF	-	231,695	231,695
	R&R Muscatatuck Bldg #5319 Roof Replacement	SCF	-	231,840	231,840
	R&R Huntington Steam Distribution Replacement	SCF	-	108,500	108,500
	R&R Washington Roof Replacement	SCF	-	203,099	203,099
	R&R Stout Field Bldg #5 Roof Replacement	SCF	-	144,345	144,345
	R&R Lebanon Boiler Replacement	SCF	-	103,040	103,040
	R&R Rockville Boiler Replacement	SCF	-	97,888	97,888
	R&R Columbus Roof Replacement	SCF	-	224,470	224,470
	Total		4,210,604	10,693,277	14,903,881
614	Chain O' Lakes Correctional Facility				
	PM Preventive Maintenance	GF	38,250	38,250	76,500
616	North Central Juvenile Correctional Facility				
	PM Preventive Maintenance	GF	51,000	51,000	102,000
618	Miami Correctional Facility				
	PM Preventive Maintenance	GF	382,500	382,500	765,000
619	Logansport Juvenile Correctional Facility				
	R&R Fire Alarm Replacements	SCF	100,000	-	100,000
620	State Prison				
	PM Preventive Maintenance	GF	467,500	467,500	935,000
	R&R Med, Dining, NSB Roof Replacements	SCF	1,500,000	-	1,500,000
	R&R Admin Bldg Roof Replacement	SCF	-	350,000	350,000
	R&R Condensate Polisher Replacement	SCF	-	150,000	150,000
	Total		1,967,500	967,500	2,935,000
622	South Bend Work Release Center				
	PM Preventive Maintenance	GF	42,500	42,500	85,000
623	Heritage Trail Correctional Facility				
	PM Preventive Maintenance	GF	191,250	191,250	382,500
	R&R Fire Alarm Replacements	SCF	-	250,000	250,000
	Total		191,250	441,250	632,500
630	Pendleton Correctional Facility				
	PM Preventive Maintenance	GF	552,500	552,500	1,105,000
635	Correctional Industrial Facility				
	PM Preventive Maintenance	GF	255,000	255,000	510,000
	R&R CIF Roof Replacements	SCF	4,250,000	-	4,250,000
	R&R Water Tower Renovation	SCF	-	950,000	950,000
	Total		4,505,000	1,205,000	5,710,000
640	Women's Prison				

2021-2023 Construction Project Details

Agn	Appropriation Name Type Project Title	Fund	FY 2021-2022	FY 2022-2023	Biennial Appropriation
	PM Preventive Maintenance	GF	153,000	153,000	306,000
645	New Castle Correctional Facility				
	PM Preventive Maintenance	GF	700,000	700,000	1,400,000
650	Putnamville Correctional Facility				
	PM Preventive Maintenance	GF	340,000	340,000	680,000
655	Pendleton Juvenile Correctional Facility				
	PM Preventive Maintenance	GF	127,500	127,500	255,000
660	Indianapolis Re-Entry Education Facility				
	PM Preventive Maintenance	GF	153,000	153,000	306,000
661	LaPorte Juvenile Correctional Facility				
	PM Preventive Maintenance	GF	34,000	34,000	68,000
665	Wabash Valley Correctional Facility				
	PM Preventive Maintenance	GF	224,125	224,125	448,250
667	Madison Correctional Facility				
	PM Preventive Maintenance	GF	318,750	318,750	637,500
675	Branchville Correctional Facility				
	PM Preventive Maintenance	GF	153,000	153,000	306,000
	R&R Fire Alarm Replacements	SCF	-	225,000	225,000
	R&R Water Tower Renovation	SCF	-	350,000	350,000
		Total	153,000	728,000	881,000
680	Westville Correctional Facility				
	PM Preventive Maintenance	GF	442,000	442,000	884,000
	Project Westville Facility Reconstruction	GF	400,000,000	-	400,000,000
	R&R Security Renovations	SCF	-	1,250,000	1,250,000
		Total	400,442,000	1,692,000	402,134,000
685	Rockville Correctional Facility				
	PM Preventive Maintenance	GF	212,500	212,500	425,000
690	Plainfield Correctional Facility				
	PM Preventive Maintenance	GF	212,500	212,500	425,000
	R&R Dorm Roof Replacement	SCF	-	1,250,000	1,250,000
		Total	212,500	1,462,500	1,675,000
695	Reception and Diagnostic Center				
	PM Preventive Maintenance	GF	89,250	89,250	178,500
697	Edinburgh Correctional Facility				
	PM Preventive Maintenance	GF	34,000	34,000	68,000
100	Indiana State Police				
	PM Preventive Maintenance	GF	955,899	955,899	1,911,798
	Project Lowell District/Lab Construction	GF	8,500,000	-	8,500,000
	R&R Roof Replacements	GF	906,900	-	906,900
	R&R HVAC System Upgrade	GF	-	625,000	625,000
	R&R Boiler Replacements	GF	-	200,000	200,000
	R&R Generator Replacement	GF	-	240,000	240,000
	R&R Demolition of Old District Posts	GF	-	175,000	175,000
	R&R Water Displacement/Perimeter Drain	GF	-	200,000	200,000
		Total	10,362,799	2,395,899	12,758,698
103	Law Enforcement Training Board				
	PM Preventive Maintenance	GF	200,000	200,000	400,000
	R&R Dorm Room Bathroom Renovation	GF	-	241,350	241,350

2021-2023 Construction Project Details

Agn	Appropriation Name Type Project Title	Fund	FY 2021-2022	FY 2022-2023	Biennial Appropriation
	R&R Outdoor LED Upgrades	GF	143,885	-	143,885
		Total	343,885	441,350	785,235
Public Safety Totals					
		GF	418,910,839	17,253,374	436,164,213
		SCF	7,030,574	6,226,277	13,256,851
		Total	425,941,413	23,479,651	449,421,064
CONSERVATION AND ENVIRONMENT					
300 Department of Natural Resources - General Administration					
	PM Preventive Maintenance	GF	50,000	50,000	100,000
	R&R General Rehabilitation	SCF	2,345,288	2,345,288	4,690,576
	R&R Wastewater Rehabilitation	SCF	2,179,500	-	2,179,500
	R&R Restroom Rehabilitation	SCF	1,539,000	-	1,539,000
	R&R Campground Improvements	SCF	-	3,325,500	3,325,500
		Total	6,113,788	5,720,788	11,834,576
300 Enforcement					
	PM Preventive Maintenance	GF	270,000	270,000	540,000
300 Fish and Wildlife					
	PM Preventive Maintenance	GF	1,550,000	1,550,000	3,100,000
	R&R Public Access North Shop	SCF	-	850,000	850,000
		Total	1,550,000	2,400,000	3,950,000
300 State Parks and Reservoir Management					
	PM Preventive Maintenance	GF	4,050,000	4,050,000	8,100,000
	R&R State Park Inn Rehab	SCF	2,000,000	2,660,000	4,660,000
	R&R State Parks HVAC	SCF	875,000	-	875,000
	R&R State Park Pools	SCF	-	737,500	737,500
		Total	6,925,000	7,447,500	14,372,500
300 Division of Water					
	PM Preventive Maintenance - Water	GF	40,000	40,000	80,000
	PM Preventive Maintenance - Engineering	GF	43,500	43,500	87,000
	R&R Engineering Dams	SCF	1,800,000	2,000,000	3,800,000
	R&R Water Control Structures	SCF	310,000	-	310,000
		Total	2,193,500	2,083,500	4,277,000
300 Outdoor Recreation					
	PM Preventive Maintenance	GF	35,000	35,000	70,000
300 Forestry					
	PM Preventive Maintenance	GF	1,525,000	1,525,000	3,050,000
	R&R Forest Restoration/TSI	SCF	750,000	-	750,000
		Total	2,275,000	1,525,000	3,800,000
300 Nature Preserves					
	PM Preventive Maintenance	GF	586,614	586,614	1,173,228
300 Entomology					
	PM Preventive Maintenance	GF	137,500	137,500	275,000
303 Indiana State Museum and Historic Sites Corporation					
	PM Preventive Maintenance	GF	574,687	574,687	1,149,374
	R&R Capital Fundraising Match	GF	1,000,000	1,000,000	2,000,000
	R&R ISMHS System-wide Security	GF	329,255	-	329,255
	R&R Infiltration Repairs at Historic Sites	GF	218,750	625,000	843,750

2021-2023 Construction Project Details

Agn	Appropriation Name Type Project Title	Fund	FY 2021-2022	FY 2022-2023	Biennial Appropriation
	R&R Restoration at Historic Sites	GF	402,500	287,500	690,000
	R&R Duck Creek Aqueduct	SCF	-	460,000	460,000
	R&R Lanier Safety and Accessibility	SCF	-	46,000	46,000
	R&R R&R Projects at Historic Sites	SCF	-	251,800	251,800
	Total		2,525,192	3,244,987	5,770,179
315 War Memorials Commission					
	PM Preventive Maintenance	GF	617,000	617,000	1,234,000
	R&R Fire System Upgrades Phase II	GF	-	1,051,200	1,051,200
	R&R World War Memorial Elevator Modernization	GF	334,660	-	334,660
	R&R General Rehabilitation	GF	347,300	-	347,300
	R&R World War Memorial Plaster Repairs	GF	-	1,200,000	1,200,000
	Total		1,298,960	2,868,200	4,167,160
Conservation and Environment Totals					
		GF	12,111,766	13,643,001	25,754,767
		SCF	11,798,788	12,676,088	24,474,876
	Total		23,910,554	26,319,089	50,229,643

TRANSPORTATION

800 Department of Transportation - Buildings and Grounds					
	PM Preventive Maintenance	SHF	2,232,888	2,232,888	4,465,776
	Project A&E Fee Materials & Testing Lab Phase IV	SHF	105,000	-	105,000
	Project Materials & Testing Lab Phase IV	SHF	1,500,000	-	1,500,000
	Project Const. of the LaGrange Unit/Salt Bldg	SHF	8,700,000	-	8,700,000
	Project Bluffton Subdistrict Renovation	SHF	4,950,000	-	4,950,000
	Project A&E Fee Cloverdale Salt Building	SHF	125,000	-	125,000
	Project Const. of the Cloverdale Salt Bldg	SHF	2,050,000	-	2,050,000
	Project A&E Fee Mishawaka Unit/Salt Bldg	SHF	450,000	-	450,000
	Project Const. of the Mishawaka Unit/Salt Bldg	SHF	-	7,100,000	250,000
	Project Cap. Land Purchase-Evansville Unit 1	SHF	250,000	-	7,100,000
	Project A&E Fee for Evansville Unit 1 and Salt Bldg	SHF	-	450,000	450,000
	Project A&E Fee Frankfort Subdistrict Renovation	SHF	-	300,000	300,000
	Project Cap. Land Purchase-Roselawn Unit	SHF	-	250,000	250,000
	R&R Repair and Rehabilitation	SHF	1,872,362	1,872,362	3,744,724
	Total		22,235,250	12,205,250	34,440,500
Transportation Totals					
		SHF	22,235,250	12,205,250	

HEALTH AND HUMAN SERVICES

160 Department of Veterans' Affairs					
	PM Preventive Maintenance	GF	48,195	48,195	96,390
410 FSSA - Division of Mental Health					
	R&R SPH Network Ligature Reduction	SCF	3,386,146	-	3,386,146
415 Evansville Psychiatric Children's Center					
	PM Preventive Maintenance	GF	36,500	36,500	73,000
	R&R EPCC Replace Fire Doors	SCF	52,000	-	52,000
	R&R EPCC Replace Doors & Windows	SCF	400,000	-	400,000
	Total		488,500	36,500	525,000

2021-2023 Construction Project Details

Agn	Appropriation Name Type Project Title	Fund	FY 2021-2022	FY 2022-2023	Biennial Appropriation
425	Evansville State Hospital PM Preventive Maintenance	GF	391,162	391,162	782,324
430	Madison State Hospital PM Preventive Maintenance R&R MSH Cupola Repairs	GF SCF	464,104 -	464,104 98,400	928,208 98,400
		Total	464,104	562,504	1,026,608
435	Logansport State Hospital PM Preventive Maintenance R&R LSH Replace Elevator, Bldg 107 R&R LSH Replace Windows, Bldg 107 R&R LSH Replace Roof, Bldg 108 R&R LSH Replace Power Lines R&R LSH Replace HVAC, Bldg 102 R&R LSH Replace Fire Alarm, Bldg 107 R&R LSH Building Demolition	GF SCF SCF SCF SCF SCF SCF SCF	491,572 200,000 - 131,229 302,140 - 200,000 -	491,572 - 660,000 - - 214,000 - 950,000	983,144 200,000 660,000 131,229 302,140 214,000 200,000 950,000
		Total	1,324,941	2,315,572	3,640,513
440	Richmond State Hospital PM Preventive Maintenance R&R RSH Replace Fire Safety System R&R RSH Repair Tunnel, Bldg 418 R&R RSH Replace Generator, Bldg 324	GF SCF SCF SCF	550,000 - - -	550,000 877,485 215,000 125,000	1,100,000 877,485 215,000 125,000
		Total	550,000	1,767,485	2,317,485
450	Larue Carter Memorial Hospital PM Preventive Maintenance	GF	417,703	417,703	835,406
451	Neuro Diagnostic Institute PM Preventive Maintenance	GF	475,810	475,810	951,620
550	School for the Blind and Visually Impaired PM Preventive Maintenance R&R Tuck Pointing Phase IV R&R Chiller Replacement for Buildings E, F, G R&R Lambert Roof Replacement R&R Campus Wide LED Lighting	GF SCF SCF SCF SCF	282,857 717,690 275,000 269,700 -	282,857 717,689 - - 167,560	565,714 1,435,379 275,000 269,700 167,560
		Total	1,545,247	1,168,106	2,713,353
560	School for the Deaf PM Preventive Maintenance R&R Tuck Pointing Phase I R&R Fair Hall Roof Replacement R&R Steam Plant Roof Replacement R&R Willard Hall Chiller Replacement R&R New Domestic Water Line with Isolation Valves	GF SCF SCF SCF SCF SCF	424,285 - 734,637 - - -	424,285 345,525 - 361,567 225,000 1,028,512	848,570 345,525 734,637 361,567 225,000 1,028,512
		Total	1,158,922	2,384,889	3,543,811
570	Indiana Veterans' Home PM Preventive Maintenance R&R Water Tower Renovation R&R General Rehabilitation R&R Facility Assessment R&R Mitchell Bldg ADA Compliance R&R Medium Voltage Distribution Upgrade	VHG VHG VHG VHG VHG VHG	637,500 112,000 177,000 - - 500,000	637,500 - - 101,000 116,000 -	1,275,000 112,000 177,000 101,000 116,000 500,000
		Total	1,426,500	854,500	2,281,000
Health and Human Services Totals		GF SCF VHG	3,582,188 6,668,542 1,426,500	3,582,188 5,985,738 854,500	7,164,376 12,654,280 2,281,000

2021-2023 Construction Project Details

Agn	Appropriation Name Type Project Title	Fund	FY 2021-2022	FY 2022-2023	Biennial Appropriation
		Total	11,677,230	10,422,426	22,099,656
EDUCATION					
710	Ivy Tech Community College - Repair and Rehabilitation R&R Repair and Rehabilitatoin	GF	3,610,577	3,610,577	7,221,154
750	Indiana University - Repair and Rehabilitation R&R Repair and Rehabilitation	GF	14,349,098	14,349,098	28,698,196
750	Indiana University - Cash Capital Projects Project Regional Deferred Maintenance	GF	-	8,100,000	8,100,000
760	Purdue University - Repair and Rehabilitation R&R Repair and Rehabilitation	GF	12,242,154	12,242,154	24,484,308
760	Purdue University - Cash Capital Projects Project Regional Deferred Maintenance	GF	-	3,500,000	3,500,000
	Project Fort Wayne Academic Expansion	GF	2,425,000	2,425,000	4,850,000
		Total	2,425,000	5,925,000	8,350,000
770	Indiana State University - Repair and Rehabilitation R&R Repair and Rehabilitation	GF	1,504,289	1,504,289	3,008,578
775	University of Southern Indiana - Repair and Rehabilitation R&R Repair and Rehabilitation	GF	1,112,962	1,112,962	2,225,924
780	Ball State University - Repair and Rehabilitation R&R Repair and Rehabilitation	GF	2,917,359	2,917,359	5,834,718
790	Vincennes University - Repair and Rehabilitation R&R Repair and Rehabilitation	GF	1,005,286	1,005,286	2,010,572
Education Totals		GF	39,166,725	50,766,725	89,933,450
GRAND Total					
		GF	926,048,863	516,097,149	1,442,146,012
		SCF	25,497,904	24,888,103	50,386,007
		SHF	22,235,250	12,205,250	34,440,500
		VHG	1,426,500	854,500	2,281,000
		Total	975,208,517	554,045,002	1,529,253,519

General Fund Construction Project List

06-08-2021

	Budget Project Title	Budget FY22	Budget FY23	Biennium
LEASES				
C2600-057 State Budget Agency - Leases	Stadium Lease Rental	40,469,646	67,943,587	108,413,233
	Convention Center Lease Rental	0	14,719,700	14,719,700
	Indiana Motorsports Commission	7,000,000	7,000,000	14,000,000
	Water Infrastructure Assistance	20,000,000	20,000,000	40,000,000
C0640-061 Department of Administration - Leases	NeuroDiagnostic Institute Capital Lease	12,234,703	12,234,630	24,469,333
Total Leases	Total	79,704,349	121,897,917	201,602,266
PREVENTIVE MAINTENANCE				
C0610-061 Department of Administration	Preventive Maintenance	5,300,000	5,300,000	10,600,000
C8780-878 Indiana State Fair	Preventive Maintenance	1,045,000	1,045,000	2,090,000
C1000-100 Indiana State Police	Preventive Maintenance	955,899	955,899	1,911,798
C1030-103 Law Enforcement Training Board	Preventive Maintenance	200,000	200,000	400,000
C1100-110 Adjutant General	Preventive Maintenance	930,250	930,250	1,860,500
C6140-614 Chain O' Lakes Correctional Facility	Preventive Maintenance	38,250	38,250	76,500
C6160-616 North Central Juvenile Correctional Facility	Preventive Maintenance	51,000	51,000	102,000
C6180-618 Miami Correctional Facility	Preventive Maintenance	382,500	382,500	765,000
C6200-620 State Prison	Preventive Maintenance	467,500	467,500	935,000
C6220-622 South Bend Work Release Center	Preventive Maintenance	42,500	42,500	85,000
C6230-623 Heritage Trail Correctional Facility	Preventive Maintenance	191,250	191,250	382,500
C6300-630 Pendleton Correctional Facility	Preventive Maintenance	552,500	552,500	1,105,000
C6350-635 Correctional Industrial Facility	Preventive Maintenance	255,000	255,000	510,000
C6400-640 Women's Prison	Preventive Maintenance	153,000	153,000	306,000
C6450-645 New Castle Correctional Facility	Preventive Maintenance	700,000	700,000	1,400,000
C6500-650 Putnamville Correctional Facility	Preventive Maintenance	340,000	340,000	680,000
C6550-655 Pendleton Juvenile Correctional Facility	Preventive Maintenance	127,500	127,500	255,000
C6600-660 Indianapolis Re-Entry Education Facility	Preventive Maintenance	153,000	153,000	306,000
C6610-661 LaPorte Juvenile Correctional Facility	Preventive Maintenance	34,000	34,000	68,000
C6650-665 Wabash Valley Correctional Facility	Preventive Maintenance	224,125	224,125	448,250
C6670-667 Madison Correctional Facility	Preventive Maintenance	318,750	318,750	637,500
C6750-675 Branchville Correctional Facility	Preventive Maintenance	153,000	153,000	306,000
C6800-680 Westville Correctional Facility	Preventive Maintenance	442,000	442,000	884,000
C6850-685 Rockville Correctional Facility	Preventive Maintenance	212,500	212,500	425,000
C6900-690 Plainfield Correctional Facility	Preventive Maintenance	212,500	212,500	425,000
C6950-695 Reception and Diagnostic Center	Preventive Maintenance	89,250	89,250	178,500
C6970-697 Edinburgh Correctional Facility	Preventive Maintenance	34,000	34,000	68,000
C3000-300 Department of Natural Resources - General Administration	Preventive Maintenance	50,000	50,000	100,000
C3010-300 Enforcement	Preventive Maintenance	270,000	270,000	540,000
C3020-300 Fish and Wildlife	Preventive Maintenance	1,550,000	1,550,000	3,100,000
C3030-300 State Parks and Reservoir Management	Preventive Maintenance	4,050,000	4,050,000	8,100,000
C3060-300 Division of Water	Preventive Maintenance - Water	40,000	40,000	80,000
	Preventive Maintenance - Engineering	43,500	43,500	87,000
C3070-300 Outdoor Recreation	Preventive Maintenance	35,000	35,000	70,000
C3090-300 Forestry	Preventive Maintenance	1,525,000	1,525,000	3,050,000
C3160-300 Nature Preserves	Preventive Maintenance	586,614	586,614	1,173,228
C3290-300 Entomology	Preventive Maintenance	137,500	137,500	275,000
C0303-303 Indiana State Museum and Historic Sites Corporation	Preventive Maintenance	574,687	574,687	1,149,374

C3150-315 War Memorials Commission	Preventive Maintenance	617,000	617,000	1,234,000
C4150-415 Evansville Psychiatric Children's Center	Preventive Maintenance	36,500	36,500	73,000
C4250-425 Evansville State Hospital	Preventive Maintenance	391,162	391,162	782,324
C4300-430 Madison State Hospital	Preventive Maintenance	464,104	464,104	928,208
C4350-435 Logansport State Hospital	Preventive Maintenance	491,572	491,572	983,144
C4400-440 Richmond State Hospital	Preventive Maintenance	550,000	550,000	1,100,000
C4500-450 Larue Carter Memorial Hospital	Preventive Maintenance	417,703	417,703	835,406
C4510-451 Neuro Diagnostic Institute	Preventive Maintenance	475,810	475,810	951,620
C5500-550 School for the Blind and Visually Impaired	Preventive Maintenance	282,857	282,857	565,714
C5600-560 School for the Deaf	Preventive Maintenance	424,285	424,285	848,570
C1600-160 Department of Veterans' Affairs	Preventive Maintenance	48,195	48,195	96,390
Total Preventive Maintenance	Total	26,666,763	26,666,763	53,333,526

REPAIR AND REHABILITATION

C0610-061 Department of Administration	McCarty Street Roof Replacement	1,725,000	0	1,725,000	
	State House Elevator Rehabilitation	0	425,000	425,000	
	State House Atrium Skylight Repair	0	250,000	250,000	
	State House Exterior Light Replacement	0	150,000	150,000	
	IDOA Campus-Wide General R&R	712,620	712,620	1,425,240	
	Long Term Capital General R&R - Parking Garages	1,563,420	1,563,420	3,126,840	
	Long Term Capital General R&R - IGCN	1,763,424	1,763,424	3,526,848	
	Long Term Capital General R&R - IGCS	1,563,420	1,563,420	3,126,840	
	Long Term Capital General R&R - Toxicology Lab	1,123,416	1,123,416	2,246,832	
	Long Term Capital General R&R - State Museum	1,683,420	1,683,420	3,366,840	
	Long Term Capital General R&R - Pendleton Juvenile CF	1,125,936	1,125,936	2,251,872	
	Long Term Capital General R&R - Rockville CF	1,143,420	1,143,420	2,286,840	
	Long Term Capital General R&R - Wabash CF	1,523,424	1,523,424	3,046,848	
	Long Term Capital General R&R - Logansport State Hospital	1,093,620	1,093,620	2,187,240	
	Long Term Capital General R&R - Evansville State Hospital	1,473,492	1,473,492	2,946,984	
	Long Term Capital General R&R - Madison State Hospital	1,317,360	1,317,360	2,634,720	
	Long Term Capital General R&R - Newcastle CF	1,340,472	1,340,472	2,680,944	
C7300-061 State Library	Exterior Limestone Rehabilitation	0	2,000,000	2,000,000	
C8780-878 Indiana State Fair	West Pavilion Roof Replacement	0	3,085,000	3,085,000	
	Blue Ribbon RTU Replacement	0	716,000	716,000	
	Champions Pavilion RTU Replacement	286,000	0	286,000	
	LED Lighting Upgrades	539,000	0	539,000	
	Fire Alarm and Electrical Upgrades	686,552	0	686,552	
	ADA Compliance Upgrades	264,000	0	264,000	
	Drainage Repair and Upgrades	0	220,000	220,000	
	Temperature Control Systems	0	335,500	335,500	
	C1000-100 Indiana State Police	Roof Replacements	906,900	0	906,900
		HVAC System Upgrade	0	625,000	625,000
Boiler Replacements		0	200,000	200,000	

	Generator Replacement	0	240,000	240,000
	Demolition of Old District Posts	0	175,000	175,000
	Water Displacement/Perimeter Drain	0	200,000	200,000
C1030-103 Law Enforcement Training Board	Dorm Room Bathroom Renovation	0	241,350	241,350
	Outdoor LED Upgrades	143,885	0	143,885
C0303-303 Indiana State Museum and Historic Sites Corporation	Capital Fundraising Match	1,000,000	1,000,000	2,000,000
	ISMHS System-wide Security	329,255	0	329,255
	Infiltration Repairs at Historic Sites	218,750	625,000	843,750
	Restoration at Historic Sites	402,500	287,500	690,000
C3150-315 War Memorials Commission	Fire System Upgrades Phase II	0	1,051,200	1,051,200
	World War Memorial Elevator Modernization	334,660	0	334,660
	General Rehabilitation	347,300	0	347,300
	World War Memorial Plaster Repairs	0	1,200,000	1,200,000
C7100-710 Ivy Tech Community College - Repair and Rehabilitation	Repair and Rehabilitation	3,610,577	3,610,577	7,221,154
C7500-750 Indiana University - Repair and Rehabilitation	Repair and Rehabilitation	14,349,098	14,349,098	28,698,196
C7600-760 Purdue University - Repair and Rehabilitation	Repair and Rehabilitation	12,242,154	12,242,154	24,484,308
C7700-770 Indiana State University - Repair and Rehabilitation	Repair and Rehabilitation	1,504,289	1,504,289	3,008,578
C7750-775 University of Southern Indiana - Repair and Rehabilitation	Repair and Rehabilitation	1,112,962	1,112,962	2,225,924
C7800-780 Ball State University - Repair and Rehabilitation	Repair and Rehabilitation	2,917,359	2,917,359	5,834,718
C7900-790 Vincennes University - Repair and Rehabilitation	Repair and Rehabilitation	1,005,286	1,005,286	2,010,572
Total Repair and Rehabilitation	Total	61,352,971	67,195,719	128,548,690

LINE ITEM

C0570-057 State Budget Agency	Capital Reserve Account	275,000,000	275,000,000	550,000,000
	Enterprise Solution Grant Management System	0	3,000,000	3,000,000
C0900-090 Department of Revenue	ITS Modernization (NextDOR)	20,300,000	0	20,300,000
C8780-878 Indiana State Fair	Fall Creek Pavilion	50,000,000	0	50,000,000
C1000-100 Indiana State Police	Lowell District/Lab Construction	8,500,000	0	8,500,000
C1100-110 Adjutant General	Hamilton County Readiness Center	579,780	6,791,750	7,371,530
	Danville Armory Addition and Alteration	1,520,000	0	1,520,000
	Martinsville Armory Addition and Alteration	0	1,520,000	1,520,000
C6800-680 Westville Correctional Facility	Westville Facility Reconstruction	400,000,000	0	400,000,000
C7501-750 Indiana University - Cash Capital Projects	Regional Deferred Maintenance	0	8,100,000	8,100,000
C7601-760 Purdue University - Cash Capital Projects	Regional Deferred Maintenance	0	3,500,000	3,500,000
	Fort Wayne Academic Expansion	2,425,000	2,425,000	4,850,000
Total Line Item	Total	758,324,780	300,336,750	1,058,661,530

Total General Fund Construction	Total	926,048,863	516,097,149	1,442,146,012
--	--------------	--------------------	--------------------	----------------------

018Sg

(This page intentionally left blank.)