

B — APPROPRIATIONS OVERVIEW

Functional Summary

Passed Budget FY22	Passed Budget FY23
--------------------------	--------------------------

SUMMARY BY FUNCTION - GRAND TOTALS

GENERAL GOVERNMENT

General Fund	1,081,083,371	1,117,711,310
Dedicated Funds	297,925,839	297,405,839
Federal Funds	266,725,158	16,725,158

PUBLIC SAFETY

General Fund	1,560,415,779	1,168,180,418
Dedicated Funds	448,339,594	446,076,551
Federal Funds	221,651,330	169,892,395

CONSERVATION AND ENVIRONMENT

General Fund	94,582,464	96,868,305
Dedicated Funds	174,947,093	176,174,393
Federal Funds	146,690,254	62,190,254

ECONOMIC DEVELOPMENT

General Fund	149,356,675	148,756,675
Dedicated Funds	38,647,211	38,647,211
Federal Funds	1,707,024,696	898,824,696

TRANSPORTATION

General Fund	45,000,000	45,000,000
Dedicated Funds	3,006,787,205	2,886,205,482
Federal Funds	1,414,777,150	2,017,443,817
Local Funds	65,000,000	65,000,000

HEALTH AND HUMAN SERVICES

General Fund	4,230,226,214	4,581,608,901
Dedicated Funds	2,031,067,225	2,026,529,734
Federal Funds	14,032,440,074	14,555,657,565

Functional Summary

	Passed Budget FY22	Passed Budget FY23
EDUCATION		
General Fund	11,264,123,269	11,678,224,214
Dedicated Funds	42,876,545	43,876,545
Federal Funds	1,040,746,289	1,040,746,289
Local Funds	1,000	1,000
DISTRIBUTIONS		
General Fund	60,364,160	60,364,160
Dedicated Funds	258,086,052	258,086,052
GRAND TOTALS		
General Fund	18,485,151,932	18,896,713,983
Dedicated Funds	6,298,676,764	6,173,001,807
Federal Funds	18,830,054,951	18,761,480,174
Local Funds	65,001,000	65,001,000

Functional Summary

Passed	Passed
Budget	Budget
FY22	FY23

SUMMARY BY FUNCTION - OPERATING

GENERAL GOVERNMENT

General Fund	628,806,026	686,859,449
Dedicated Funds	297,925,839	297,405,839
Federal Funds	266,725,158	16,725,158

PUBLIC SAFETY

General Fund	1,141,504,940	1,150,927,044
Dedicated Funds	441,309,020	439,850,274
Federal Funds	221,651,330	169,892,395

CONSERVATION AND ENVIRONMENT

General Fund	82,470,698	83,225,304
Dedicated Funds	163,148,305	163,498,305
Federal Funds	146,690,254	62,190,254

ECONOMIC DEVELOPMENT

General Fund	149,356,675	148,756,675
Dedicated Funds	38,647,211	38,647,211
Federal Funds	1,707,024,696	898,824,696

TRANSPORTATION

General Fund	45,000,000	45,000,000
Dedicated Funds	2,984,551,955	2,874,000,232
Federal Funds	1,414,777,150	2,017,443,817
Local Funds	65,000,000	65,000,000

HEALTH AND HUMAN SERVICES

General Fund	4,226,644,026	4,578,026,713
Dedicated Funds	2,022,972,183	2,019,689,496
Federal Funds	14,032,440,074	14,555,657,565

EDUCATION

General Fund	11,224,956,544	11,627,457,489
Dedicated Funds	42,876,545	43,876,545
Federal Funds	1,040,746,289	1,040,746,289
Local Funds	1,000	1,000

DISTRIBUTIONS

General Fund	60,364,160	60,364,160
Dedicated Funds	258,086,052	258,086,052

TOTAL OPERATING

General Fund	17,559,103,069	18,380,616,834
Dedicated Funds	6,249,517,110	6,135,053,954

Functional Summary

	Passed Budget FY22	Passed Budget FY23
Federal Funds	18,830,054,951	18,761,480,174
Local Funds	65,001,000	65,001,000

Functional Summary

Passed Budget FY22	Passed Budget FY23
--------------------------	--------------------------

SUMMARY BY FUNCTION -- CONSTRUCTION

GENERAL GOVERNMENT

General Fund	452,277,345	430,851,861
--------------	-------------	-------------

PUBLIC SAFETY

General Fund	418,910,839	17,253,374
Dedicated Funds	7,030,574	6,226,277

CONSERVATION AND ENVIRONMENT

General Fund	12,111,766	13,643,001
Dedicated Funds	11,798,788	12,676,088

TRANSPORTATION

Dedicated Funds	22,235,250	12,205,250
-----------------	------------	------------

HEALTH AND HUMAN SERVICES

General Fund	3,582,188	3,582,188
Dedicated Funds	8,095,042	6,840,238

EDUCATION

General Fund	39,166,725	50,766,725
--------------	------------	------------

TOTAL CONSTRUCTION

General Fund	926,048,863	516,097,149
Dedicated Funds	49,159,654	37,947,853

(This page intentionally left blank.)

Agency Summary

	Passed Budget FY22	Passed Budget FY23
00003-House of Representatives		
General Fund	23,544,996	23,544,996
00004-Senate		
General Fund	14,190,000	15,478,000
00015-Indiana Lobby Registration Commission		
General Fund	362,273	399,238
00017-Legislative Council and the Legislative Services Agency		
General Fund	23,668,091	22,733,218
00019-Commission on Uniform State Laws		
General Fund	97,811	87,428
00022-Supreme Court		
General Fund	144,422,140	144,425,632
Dedicated Funds	21,659,168	21,659,168
Federal Funds	10,143,042	10,143,042
Total	176,224,350	176,227,842
00023-Court of Appeals		
General Fund	12,734,076	12,734,076
00025-Public Defender Commission		
General Fund	25,720,000	25,720,000
Dedicated Funds	7,400,000	7,400,000
Total	33,120,000	33,120,000
00028-Tax Court		
General Fund	915,083	915,083
00030-Governor's Office		
General Fund	2,121,812	2,121,812
Dedicated Funds	5,000,000	5,000,000
Total	7,121,812	7,121,812
00032-Criminal Justice Institute		
General Fund	22,784,704	22,784,704
Dedicated Funds	5,306,502	5,306,502
Federal Funds	40,647,930	36,008,410
Total	68,739,136	64,099,616
00035-Governor's Council for Developmental Disabilities		

Agency Summary

	Passed Budget FY22	Passed Budget FY23
Federal Funds	1,480,000	1,480,000
00036-Department of Agriculture		
General Fund	4,180,025	4,180,025
Dedicated Funds	4,470,024	4,470,024
Federal Funds	612,000	612,000
Total	9,262,049	9,262,049
00037-IndianaDestinationDevelopmentCorporation		
General Fund	6,022,529	6,022,529
Dedicated Funds	725,820	725,820
Total	6,748,349	6,748,349
00038-Lieutenant Governor		
General Fund	8,265,103	7,665,103
Dedicated Funds	5,000	5,000
Federal Funds	281,772,377	31,772,377
Total	290,042,480	39,442,480
00039-Prosecuting Attorneys' Council		
General Fund	7,203,830	7,203,830
Dedicated Funds	826,641	826,641
Federal Funds	271,909	271,909
Total	8,302,380	8,302,380
00040-Secretary of State		
General Fund	5,407,544	5,982,544
Dedicated Funds	8,250,221	8,250,221
Total	13,657,765	14,232,765
00044-Indiana Protection and Advocacy Services Commission		
Federal Funds	3,055,190	3,055,190
00046-Attorney General		
General Fund	21,532,051	21,532,051
Dedicated Funds	16,669,034	16,669,034
Federal Funds	6,138,232	6,138,232
Total	44,339,317	44,339,317
00048-Treasurer of State		
General Fund	4,618,009	11,626,509
Dedicated Funds	14,000,000	14,000,000
Total	18,618,009	25,626,509
00050-Auditor of State		
General Fund	67,297,495	67,297,495
Dedicated Funds	899,966,128	899,966,128

Agency Summary

	Passed Budget FY22	Passed Budget FY23
Total	967,263,623	967,263,623
00054-Distressed Unit Appeal Board		
General Fund	4,250,000	4,250,000
00055-Office of Management and Budget		
General Fund	497,515	497,515
00057-State Budget Agency		
General Fund	349,201,857	439,395,498
Dedicated Funds	10,000,000	10,000,000
Total	359,201,857	449,395,498
00060-Management and Performance Hub		
General Fund	7,375,352	7,375,352
00061-Department of Administration		
General Fund	71,391,547	75,538,974
Dedicated Funds	6,840,272	6,812,272
Federal Funds	25,500	25,500
Total	78,257,319	82,376,746
00062-Indiana Archives and Records Administration		
General Fund	2,033,480	2,033,480
Dedicated Funds	254,914	254,914
Total	2,288,394	2,288,394
00063-Indiana Election Division		
General Fund	5,951,591	5,951,591
Dedicated Funds	73,979	73,979
Federal Funds	6,475	6,475
Total	6,032,045	6,032,045
00064-Office of the Public Access Counselor		
General Fund	300,176	300,176
00067-Office of Technology		
Dedicated Funds	1,175,918	1,175,918
00070-State Personnel Department		
General Fund	3,296,766	3,296,766
00072-Indiana Public Retirement System		
General Fund	1,144,637,402	1,172,731,624
Dedicated Funds	156,200,000	155,400,000
Total	1,300,837,402	1,328,131,624

Agency Summary

	Passed Budget FY22	Passed Budget FY23
00074-State Employees' Appeals Commission		
General Fund	136,337	136,337
00075-Office of Inspector General		
General Fund	1,189,168	1,189,168
Dedicated Funds	3,624	3,624
Total	1,192,792	1,192,792
00077-Office of Administrative Law Proceedings		
General Fund	1,500,000	1,500,000
00080-State Board of Accounts		
General Fund	13,720,717	13,720,717
Dedicated Funds	15,292,119	15,292,119
Total	29,012,836	29,012,836
00090-Department of Revenue		
General Fund	87,885,887	71,585,887
Dedicated Funds	8,614,579	8,614,579
Total	96,500,466	80,200,466
00100-Indiana State Police		
General Fund	221,275,242	217,375,446
Dedicated Funds	50,796,555	50,796,555
Federal Funds	38,152,785	16,152,785
Total	310,224,582	284,324,786
00103-Law Enforcement Training Academy		
General Fund	2,631,157	2,728,622
Dedicated Funds	2,584,810	2,622,760
Total	5,215,967	5,351,382
00110-Adjutant General		
General Fund	16,506,352	22,718,322
Dedicated Funds	1,180,574	1,451,277
Federal Funds	71,836,495	71,836,495
Total	89,523,421	96,006,094
00115-State Department of Toxicology		
General Fund	2,249,632	2,249,632
Dedicated Funds	355,000	355,000
Federal Funds	200,000	200,000
Total	2,804,632	2,804,632
00160-Department of Veterans' Affairs		
General Fund	3,914,668	3,914,668
Dedicated Funds	1,512,029	1,512,029

Agency Summary

	Passed Budget FY22	Passed Budget FY23
Federal Funds	681,021	681,021
Total	6,107,718	6,107,718
00190-Indiana Gaming Commission		
General Fund	325,000	325,000
Dedicated Funds	29,521,008	29,829,008
Total	29,846,008	30,154,008
00200-Utility Regulatory Commission		
Dedicated Funds	9,583,878	9,583,878
Federal Funds	1,129,965	1,129,965
Total	10,713,843	10,713,843
00205-Utility Consumer Counselor		
Dedicated Funds	7,736,658	7,736,658
00208-Department of Financial Institutions		
Dedicated Funds	9,328,671	9,328,671
00210-Department of Insurance		
Dedicated Funds	125,343,435	122,043,435
Federal Funds	2,668,350	2,668,350
Total	128,011,785	124,711,785
00215-Department of Local Government Finance		
General Fund	3,696,201	3,696,201
Dedicated Funds	540,280	540,280
Total	4,236,481	4,236,481
00217-Indiana Board of Tax Review		
General Fund	1,366,968	1,366,968
Dedicated Funds	320,628	320,628
Total	1,687,596	1,687,596
00220-Worker's Compensation Board		
General Fund	1,835,964	1,835,964
Dedicated Funds	7,759,850	7,759,850
Total	9,595,814	9,595,814
00225-Department of Labor		
General Fund	3,280,502	3,280,502
Dedicated Funds	912,983	912,983
Federal Funds	3,476,869	3,476,869
Total	7,670,354	7,670,354
00230-Alcohol and Tobacco Commission		
Dedicated Funds	23,281,061	23,546,146

Agency Summary

	Passed Budget FY22	Passed Budget FY23
Federal Funds	200,000	200,000
Total	23,481,061	23,746,146
 00235-Bureau of Motor Vehicles		
General Fund	26,309,849	26,309,849
Dedicated Funds	15,117,143	14,870,103
Total	41,426,992	41,179,952
 00240-Coroners' Training Board		
Dedicated Funds	400,000	400,000
 00250-Professional Licensing Agency		
General Fund	4,522,482	4,522,482
Dedicated Funds	3,207,242	3,389,795
Federal Funds	675,000	0
Total	8,404,724	7,912,277
 00258-Civil Rights Commission		
General Fund	2,275,434	2,275,434
Dedicated Funds	96,332	96,332
Federal Funds	543,105	543,105
Total	2,914,871	2,914,871
 00260-Indiana Economic Development Corporation		
General Fund	87,123,307	87,123,307
Dedicated Funds	2,499,140	2,499,140
Federal Funds	259,219,284	258,019,284
Total	348,841,731	347,641,731
 00261-Indiana Finance Authority		
Dedicated Funds	2,500,000	2,500,000
Federal Funds	311,000,000	80,000,000
Total	313,500,000	82,500,000
 00263-Housing and Community Development Authority		
General Fund	1,499,972	1,499,972
Dedicated Funds	8,500,000	8,500,000
Total	9,999,972	9,999,972
 00265-Indiana Horse Racing Commission		
Dedicated Funds	24,781,052	24,781,052
 00266-Office of Energy Development		
General Fund	235,109	235,109
Federal Funds	1,175,545	1,175,545
Total	1,410,654	1,410,654

Agency Summary

	Passed Budget FY22	Passed Budget FY23
00286-Integrated Public Safety Commission		
Dedicated Funds	14,698,322	14,698,322
00300-Department of Natural Resources		
General Fund	54,567,254	55,321,860
Dedicated Funds	90,162,489	90,281,989
Federal Funds	132,353,783	47,353,783
Total	277,083,526	192,957,632
00303-Indiana State Museum and Historic Sites Corporation		
General Fund	11,741,025	11,703,020
Dedicated Funds	0	757,800
Total	11,741,025	12,460,820
00310-White River State Park Development Commission		
General Fund	848,506	848,506
00315-World War Memorial Commission		
General Fund	2,687,778	4,257,018
Dedicated Funds	114,935	114,935
Total	2,802,713	4,371,953
00322-Kankakee River Basin Commission		
General Fund	52,487	52,487
00325-Maumee River Basin Commission		
General Fund	101,850	101,850
00330-St. Joseph River Basin Commission		
General Fund	104,974	104,974
00340-Bureau of Motor Vehicles Commission		
Dedicated Funds	106,681,667	106,681,667
00351-State Board of Animal Health		
General Fund	7,152,350	7,152,350
Dedicated Funds	211,750	211,750
Federal Funds	1,957,644	1,957,644
Total	9,321,744	9,321,744
00385-Department of Homeland Security		
General Fund	19,218,891	19,218,891
Dedicated Funds	16,495,947	16,897,109
Federal Funds	38,574,965	29,630,550
Total	74,289,803	65,746,550
00400-State Department of Health		

Agency Summary

	Passed Budget FY22	Passed Budget FY23
General Fund	12,817,947	12,617,947
Dedicated Funds	111,282,790	111,282,790
Federal Funds	410,868,533	410,868,533
Total	534,969,270	534,769,270
 00405-Family and Social Services Administration		
General Fund	14,904,442	14,904,442
Federal Funds	47,503,088	47,503,088
Total	62,407,530	62,407,530
 00410-Division of Mental Health		
General Fund	148,562,182	148,562,182
Dedicated Funds	21,031,871	17,645,725
Federal Funds	111,377,740	111,377,740
Total	280,971,793	277,585,647
 00415-Evansville Psychiatric Children's Center		
General Fund	1,576,369	1,576,369
Dedicated Funds	2,661,422	2,209,422
Total	4,237,791	3,785,791
 00425-Evansville State Hospital		
General Fund	23,287,442	23,287,442
Dedicated Funds	4,340,134	4,340,134
Total	27,627,576	27,627,576
 00430-Madison State Hospital		
General Fund	25,611,949	25,611,949
Dedicated Funds	2,796,667	2,895,067
Total	28,408,616	28,507,016
 00435-Logansport State Hospital		
General Fund	31,692,661	31,692,661
Dedicated Funds	2,243,833	3,234,464
Total	33,936,494	34,927,125
 00440-Richmond State Hospital		
General Fund	33,519,553	33,519,553
Dedicated Funds	2,062,201	3,279,686
Total	35,581,754	36,799,239
 00450-Larue Carter Memorial Hospital		
General Fund	832,452	832,452
 00451-Neuro Diagnostic Institute		
General Fund	31,094,679	30,477,366
Dedicated Funds	4,671,125	5,288,438

Agency Summary

	Passed Budget FY22	Passed Budget FY23
Total	35,765,804	35,765,804
00495-Department of Environmental Management		
General Fund	24,138,931	24,138,931
Dedicated Funds	84,669,669	85,019,669
Federal Funds	14,336,471	14,836,471
Total	123,145,071	123,995,071
00496-Office of Environmental Adjudication		
General Fund	339,659	339,659
00497-Division of Disability & Rehabilitation Services		
General Fund	41,357,108	41,357,108
Dedicated Funds	3,994,506	3,994,506
Federal Funds	65,808,690	65,808,690
Total	111,160,304	111,160,304
00498-Division of Aging Administration		
General Fund	59,230,469	59,230,469
Dedicated Funds	5,451,948	5,451,948
Federal Funds	41,248,120	41,248,120
Total	105,930,537	105,930,537
00500-Division of Family Resources		
General Fund	128,043,484	128,043,484
Dedicated Funds	5,816,761	5,816,761
Federal Funds	1,164,512,495	1,164,086,700
Total	1,298,372,740	1,297,946,945
00501-Office of Early Childhood and Out-of-School Learning		
General Fund	51,677,728	51,677,728
Dedicated Funds	35,000	35,000
Federal Funds	187,587,131	187,587,131
Total	239,299,859	239,299,859
00502-Department of Child Services		
General Fund	885,634,062	885,634,062
Dedicated Funds	472,500	472,500
Federal Funds	386,939,378	386,939,378
Total	1,273,045,940	1,273,045,940
00503-Office of Medicaid Policy and Planning		
General Fund	2,707,368,843	3,059,568,843
Dedicated Funds	1,834,744,368	1,830,844,368
Federal Funds	11,610,852,348	12,134,495,634
Total	16,152,965,559	17,024,908,845

Agency Summary

	Passed Budget FY22	Passed Budget FY23
00505-Education Employment Relations Board		
General Fund	984,705	984,705
00510-Department of Workforce Development		
General Fund	42,280,625	42,280,625
Dedicated Funds	19,183,080	19,183,080
Federal Funds	1,000,870,592	500,870,592
Total	1,062,334,297	562,334,297
00512-Workforce Cabinet		
General Fund	2,449,000	2,449,000
Federal Funds	26,374,898	26,374,898
Total	28,823,898	28,823,898
00515-Industry and Farms Division		
Dedicated Funds	42,056,963	43,258,507
00550-Indiana School for the Blind and Visually Impaired		
General Fund	11,680,183	11,680,183
Dedicated Funds	1,288,933	911,792
Federal Funds	177,457	177,457
Total	13,146,573	12,769,432
00560-Indiana School for the Deaf		
General Fund	17,057,993	17,057,993
Dedicated Funds	734,637	1,960,604
Federal Funds	348,883	348,883
Total	18,141,513	19,367,480
00570-Indiana Veterans' Home		
Dedicated Funds	25,926,500	25,354,500
00605-Public Defender		
General Fund	7,498,943	7,498,943
00610-Public Defender Council		
General Fund	4,206,445	4,206,445
Dedicated Funds	152,402	152,402
Federal Funds	140,000	140,000
Total	4,498,847	4,498,847
00614-Chain O' Lakes Correctional Facility		
General Fund	1,903,114	1,903,114
00615-Department of Correction		
General Fund	328,397,930	333,752,930
Dedicated Funds	8,768,355	8,768,355

Agency Summary

	Passed Budget FY22	Passed Budget FY23
Federal Funds	21,588,222	6,088,222
Total	358,754,507	348,609,507
00616-North Central Juvenile Facility		
General Fund	13,671,064	13,671,064
00618-Miami Correctional Facility		
General Fund	36,111,345	36,111,345
00619-Logansport Juvenile Intake/Diagnosis Facility		
Dedicated Funds	100,000	0
00620-Indiana State Prison		
General Fund	42,666,759	42,666,759
Dedicated Funds	1,500,000	500,000
Total	44,166,759	43,166,759
00621-Parole Division		
General Fund	13,810,281	13,810,281
00622-South Bend Work Release Center		
General Fund	2,214,365	2,214,365
Dedicated Funds	655,820	655,820
Total	2,870,185	2,870,185
00623-Heritage Trail Correctional Facility		
General Fund	8,929,757	8,929,757
Dedicated Funds	0	250,000
Total	8,929,757	9,179,757
00630-Pendleton Correctional Facility		
General Fund	38,843,661	38,843,661
00635-Correctional Industrial Facility		
General Fund	24,065,745	24,065,745
Dedicated Funds	4,250,000	950,000
Total	28,315,745	25,015,745
00640-Women's Prison		
General Fund	14,451,465	14,451,465
00645-New Castle Correctional Facility		
General Fund	42,098,400	42,098,400
00650-Putnamville Correctional Facility		
General Fund	36,532,143	36,532,143

Agency Summary

	Passed Budget FY22	Passed Budget FY23
00655-Pendleton Juvenile Correctional Facility		
General Fund	19,348,685	19,348,685
00660-Indianapolis Re-Entry Educational Facility		
General Fund	853,000	853,000
00661-LaPorte Juvenile Correctional Facility		
General Fund	4,539,910	4,539,910
00665-Wabash Valley Correctional Facility		
General Fund	47,222,812	47,222,812
00667-Madison Correctional Facility		
General Fund	13,688,699	13,688,699
00675-Branchville Correctional Facility		
General Fund	19,857,237	19,857,237
Dedicated Funds	0	575,000
Total	19,857,237	20,432,237
00680-Westville Correctional Facility		
General Fund	451,717,569	51,717,569
Dedicated Funds	0	1,250,000
Total	451,717,569	52,967,569
00685-Rockville Correctional Facility for Women		
General Fund	18,809,213	18,809,213
00690-Plainfield Correctional Facility		
General Fund	28,122,448	28,122,448
Dedicated Funds	0	1,250,000
Total	28,122,448	29,372,448
00695-Reception and Diagnostic Center		
General Fund	17,558,545	17,558,545
00697-Edinburgh Correctional Facility		
General Fund	4,756,635	4,756,635
00700-Department of Education		
General Fund	8,191,350,882	8,542,826,378
Dedicated Funds	1,551,409	1,551,409
Federal Funds	673,311,313	673,311,313
Local Funds	1,000	1,000
Total	8,866,214,604	9,217,690,100
00704-Indiana Charter School Board		

Agency Summary

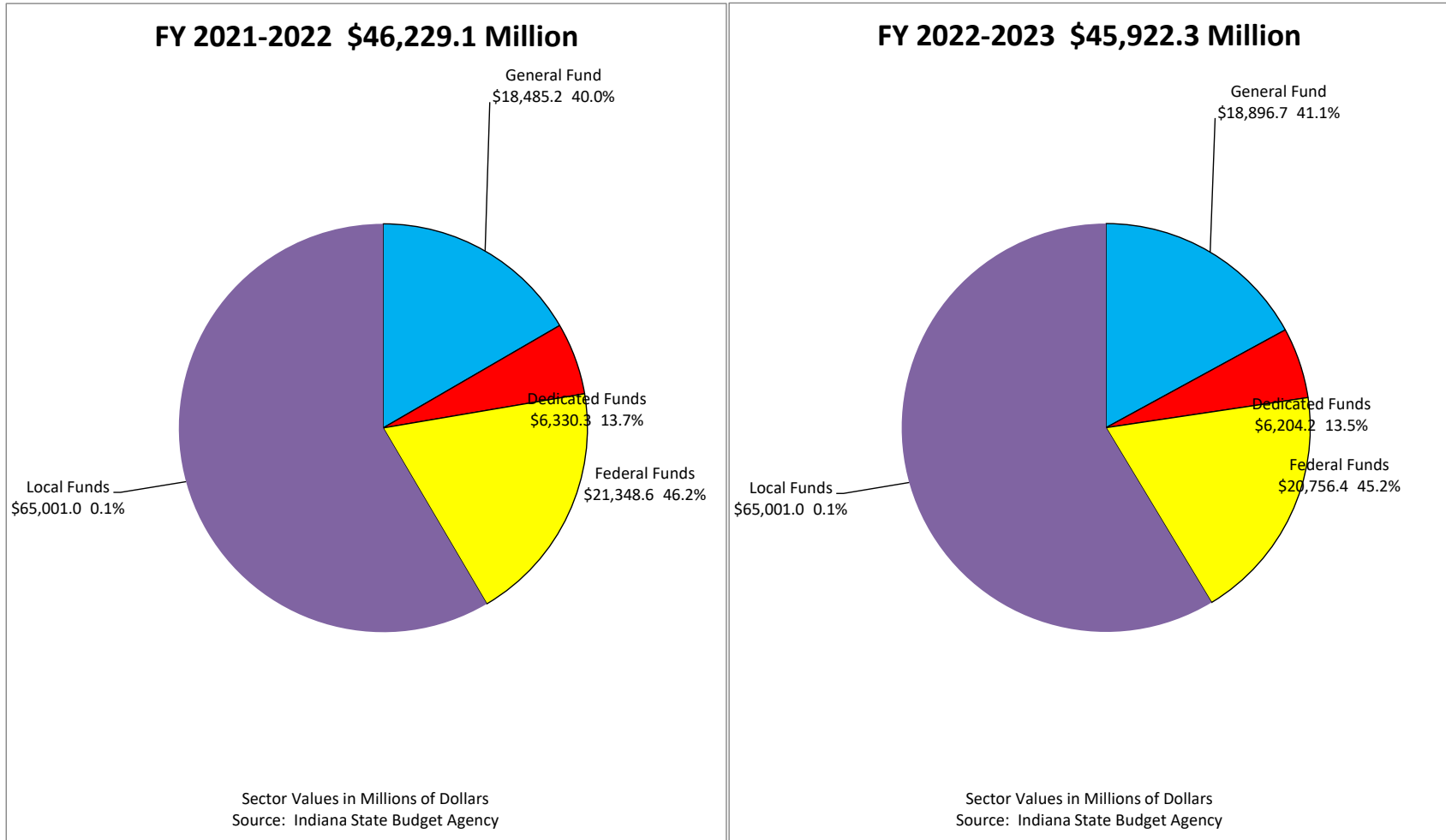
	Passed Budget FY22	Passed Budget FY23
General Fund	444,059	444,059
Dedicated Funds	188,677	188,677
Total	632,736	632,736
 00705-Arts Commission		
General Fund	3,632,417	3,632,417
Federal Funds	819,800	819,800
Total	4,452,217	4,452,217
 00710-Ivy Tech Community College		
General Fund	281,368,052	286,133,022
 00718-School Lunch Division		
Federal Funds	362,200,557	362,200,557
 00719-Commission for Higher Education		
General Fund	397,810,290	397,810,290
Dedicated Funds	2,580,640	2,580,640
Federal Funds	1,245,180	1,245,180
Total	401,636,110	401,636,110
 00730-State Library		
General Fund	6,944,596	6,944,596
Dedicated Funds	1,223,121	1,223,121
Federal Funds	3,169,439	3,169,439
Total	11,337,156	11,337,156
 00741-Northwest Indiana Regional Development Authority		
Dedicated Funds	727,611	727,611
 00750-Indiana University		
General Fund	606,562,947	627,896,354
 00755-Medical Education Board		
Dedicated Funds	1,852,698	1,852,698
 00756-Graduate Medical Education Board		
Dedicated Funds	4,000,000	5,000,000
 00760-Purdue University		
General Fund	417,011,154	421,452,780
Dedicated Funds	1,480,000	1,480,000
Total	418,491,154	422,932,780
 00770-Indiana State University		
General Fund	86,062,795	88,504,586

Agency Summary

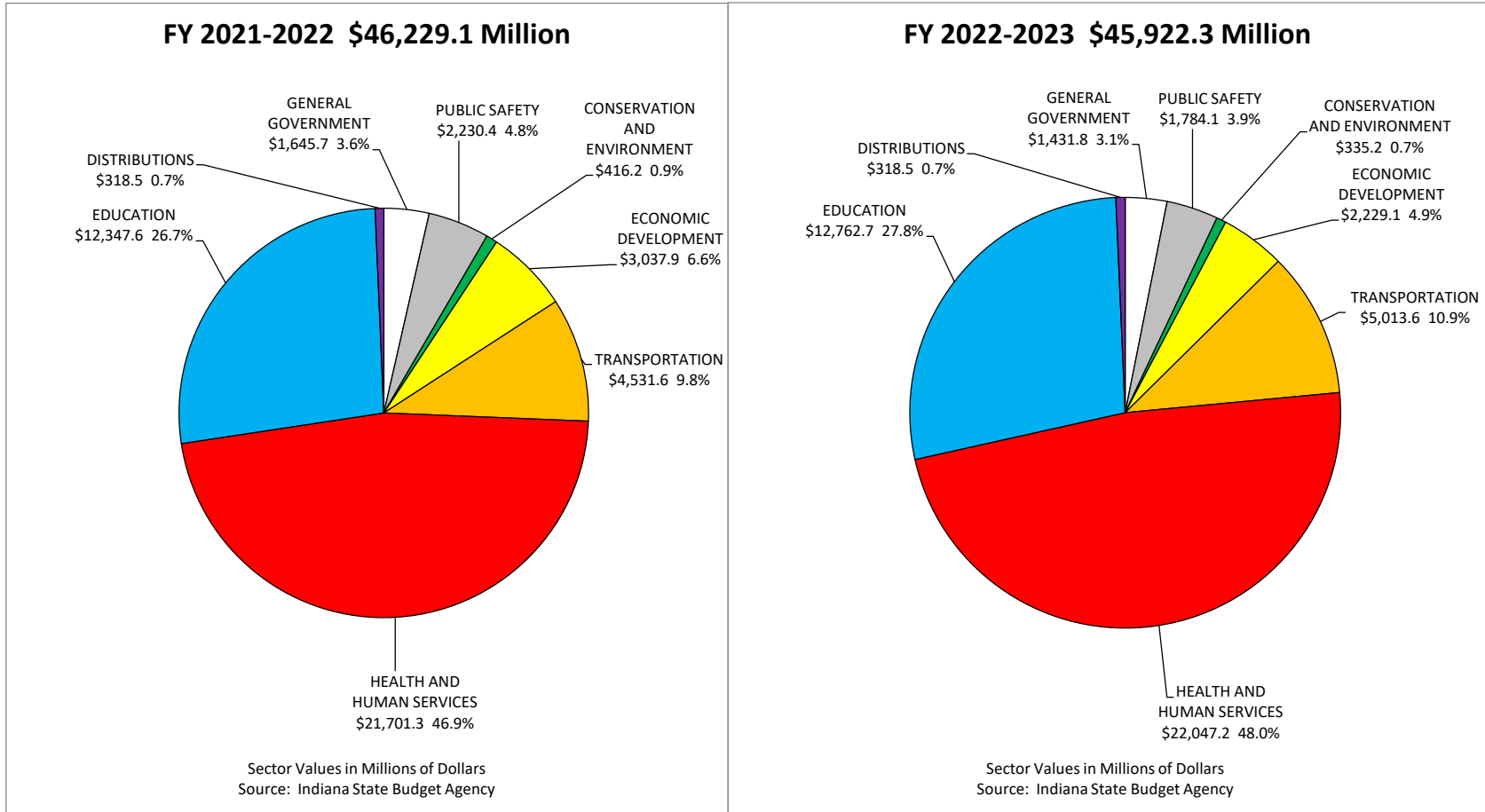
	Passed Budget FY22	Passed Budget FY23
00775-University of Southern Indiana		
General Fund	64,742,628	65,510,631
00780-Ball State University		
General Fund	169,189,022	167,793,100
00790-Vincennes University		
General Fund	58,086,722	58,303,296
00800-Department of Transportation		
General Fund	45,000,000	45,000,000
Dedicated Funds	2,355,187,205	2,234,605,482
Federal Funds	1,414,777,150	2,017,443,817
Local Funds	65,000,000	65,000,000
Total	3,879,964,355	4,362,049,299
00878-Indiana State Fair Board		
General Fund	54,949,411	7,530,359
Dedicated Funds	36,536	36,536
Total	54,985,947	7,566,895
00520-InvestEd Indiana		
Federal Funds	76,000,000	0
<hr style="border-top: 3px double #000;"/>		
GRAND TOTALS		
General Fund	18,485,151,932	18,896,713,983
Dedicated Funds	6,298,676,764	6,173,001,807
Federal Funds	18,830,054,951	18,761,480,174
Local Funds	65,001,000	65,001,000
Total	43,678,884,647	43,896,196,964

(This page intentionally left blank.)

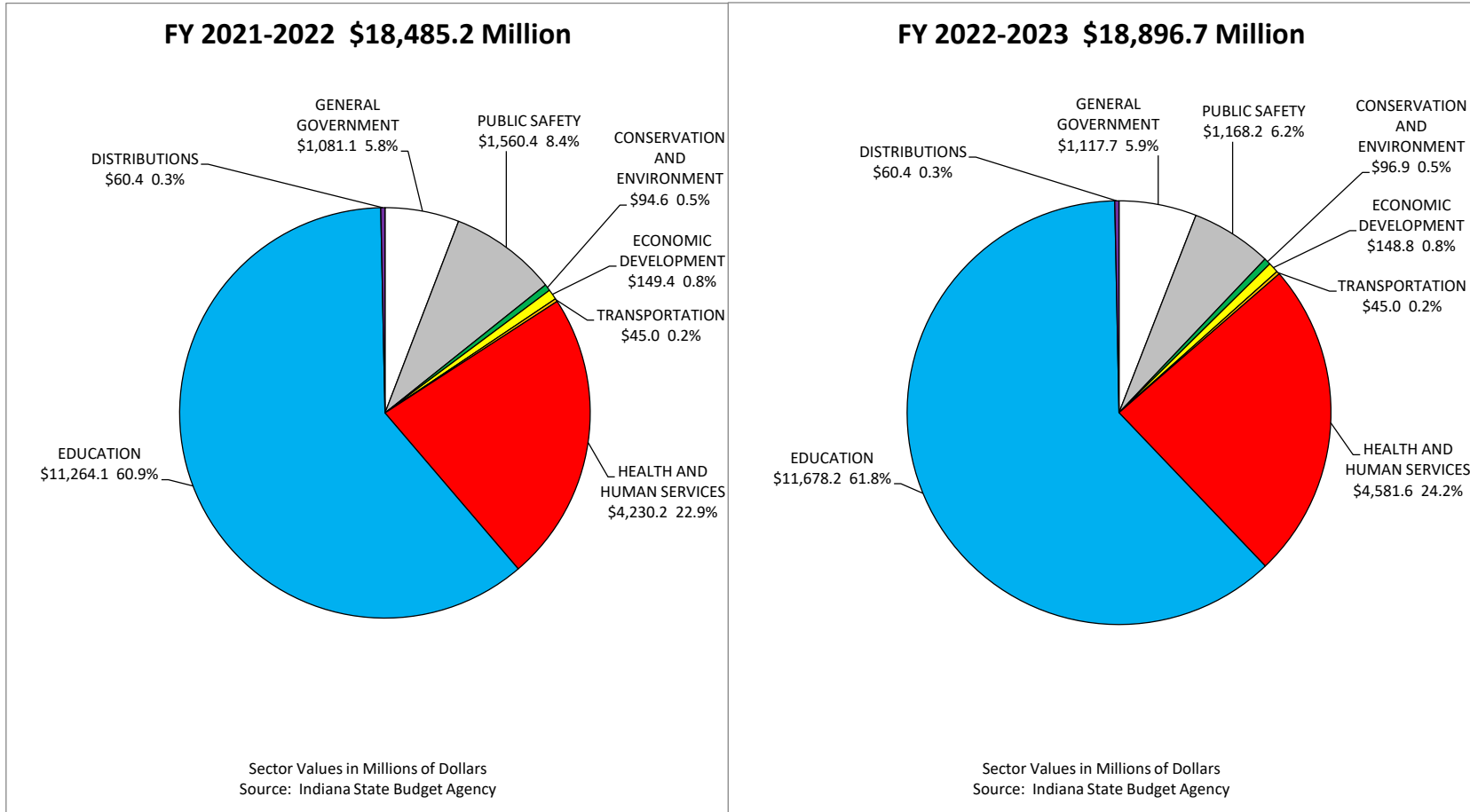
**TOTAL APPROPRIATIONS BY FUND TYPE
2022-2023 BIENNIUM
\$92,151.4 Million**



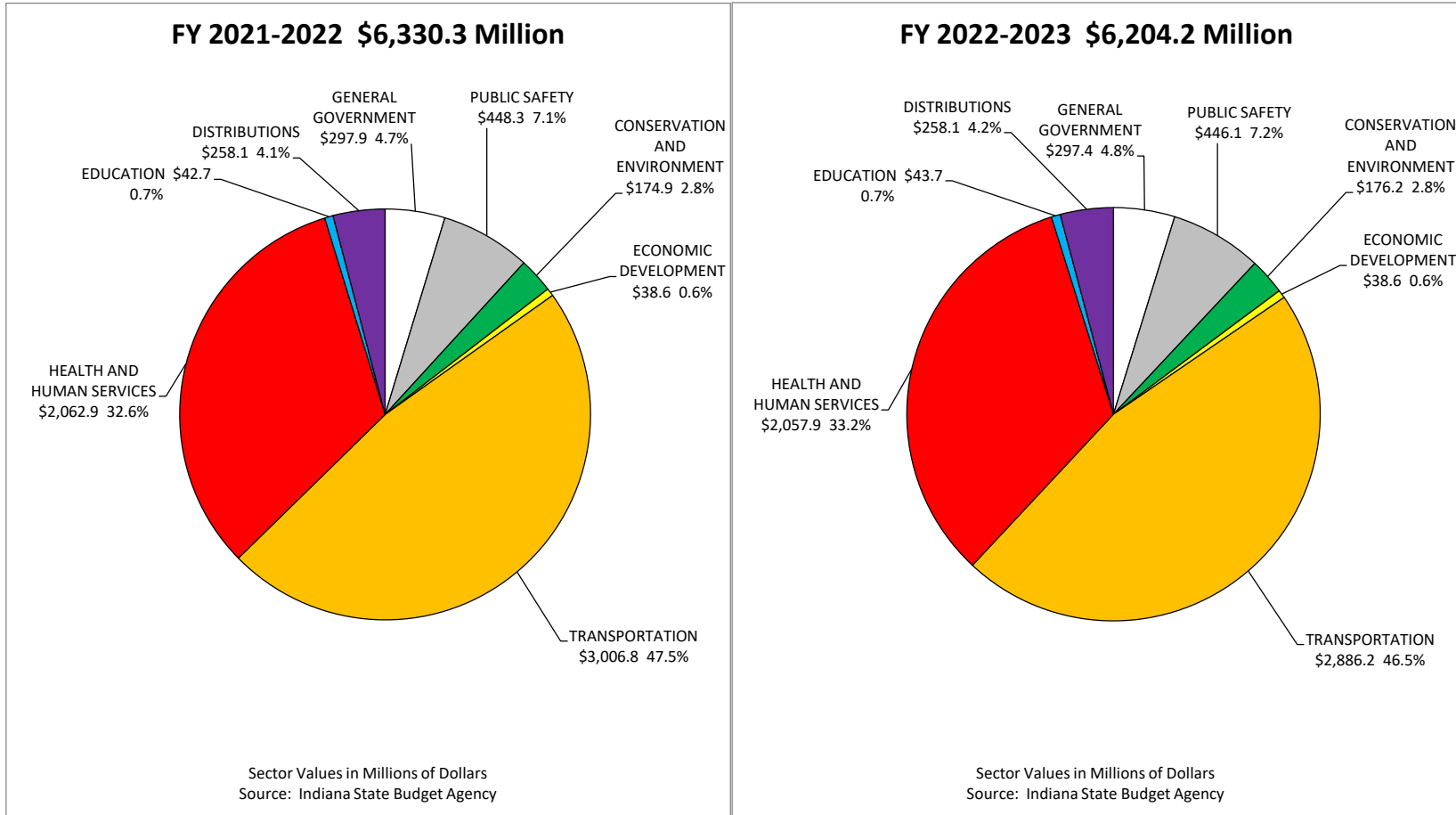
**TOTAL APPROPRIATIONS BY FUNCTIONAL CATEGORY
2022-2023 BIENNIUM
\$92,151.4 Million**



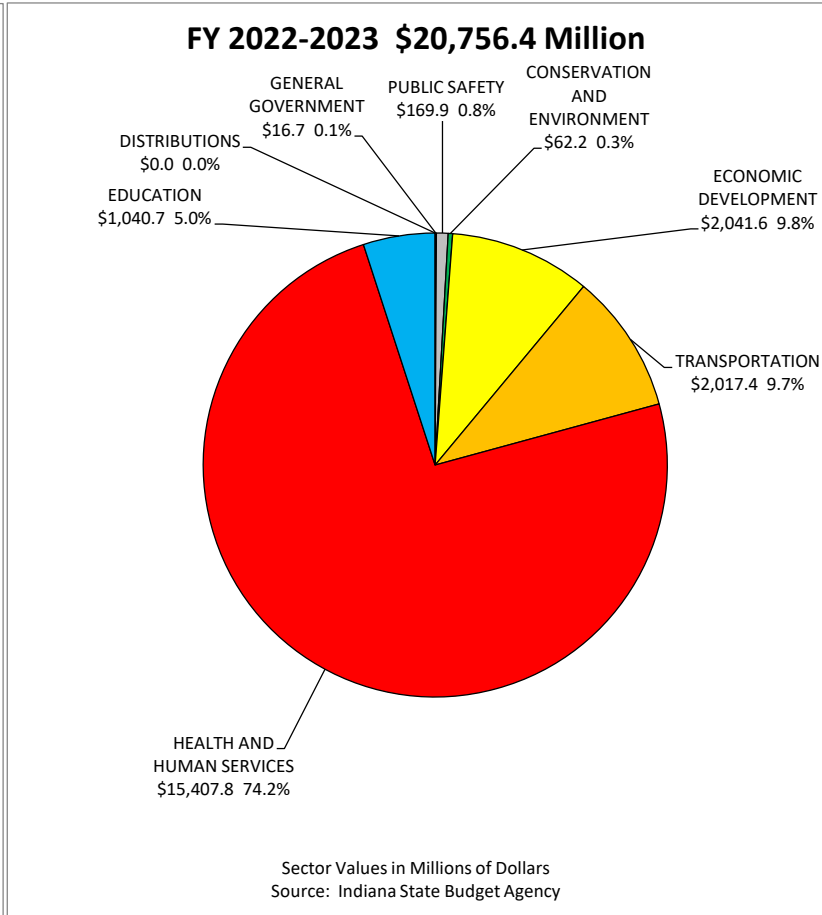
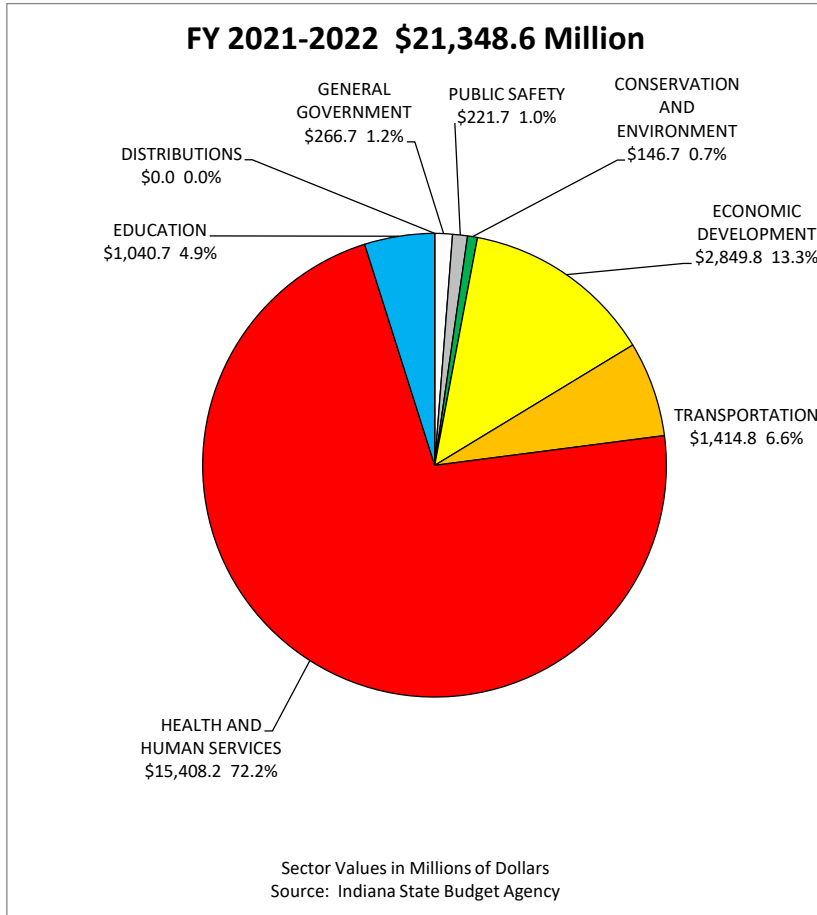
**GENERAL FUND APPROPRIATIONS BY FUNCTIONAL CATEGORY
2022-2023 BIENNIUM
\$37,381.9 Million**



**DEDICATED FUND APPROPRIATIONS BY FUNCTIONAL CATEGORY
2022-2023 BIENNIUM
\$12,534.5 Million**



**FEDERAL FUNDS BY FUNCTIONAL CATEGORY
2022-2023 BIENNIUM
\$42,105.0 Million**



(This page intentionally left blank.)