



2024 - 2025

STATE BUDGET COMMITTEE HEARING

December 14, 2022

Indiana Constitution, Article I, Section XVIII

"The penal code shall be founded on the principles of reformation, and not vindictive justice."

INDIANA DEPARTMENT OF CORRECTION

MISSION

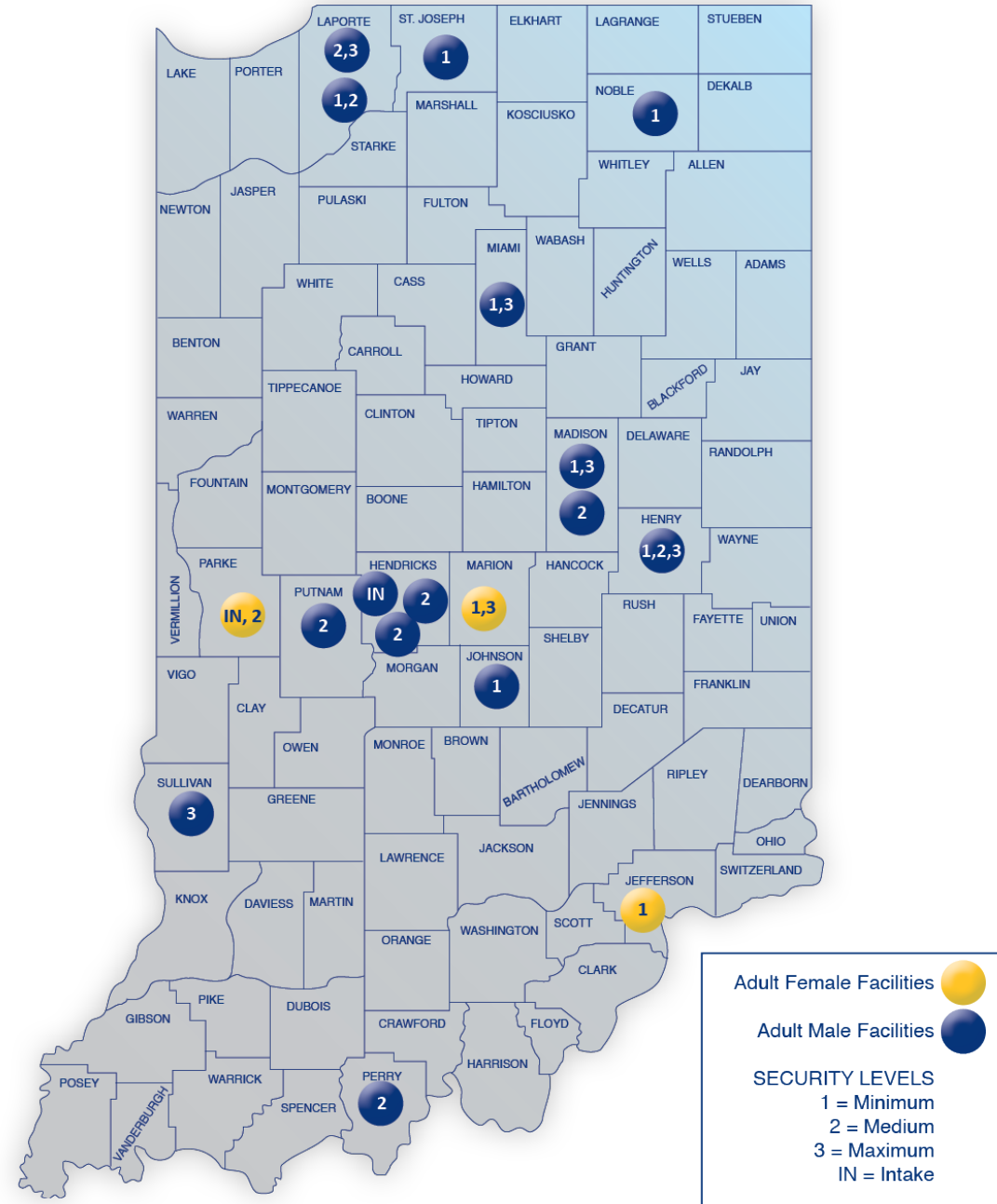
We promote public safety by providing meaningful, effective opportunities for successful re-entry to the incarcerated individuals in our care.

VISION

As the model of best correctional practices, we strive to return productive citizens to our communities and inspire a culture of accountability, integrity and professionalism.

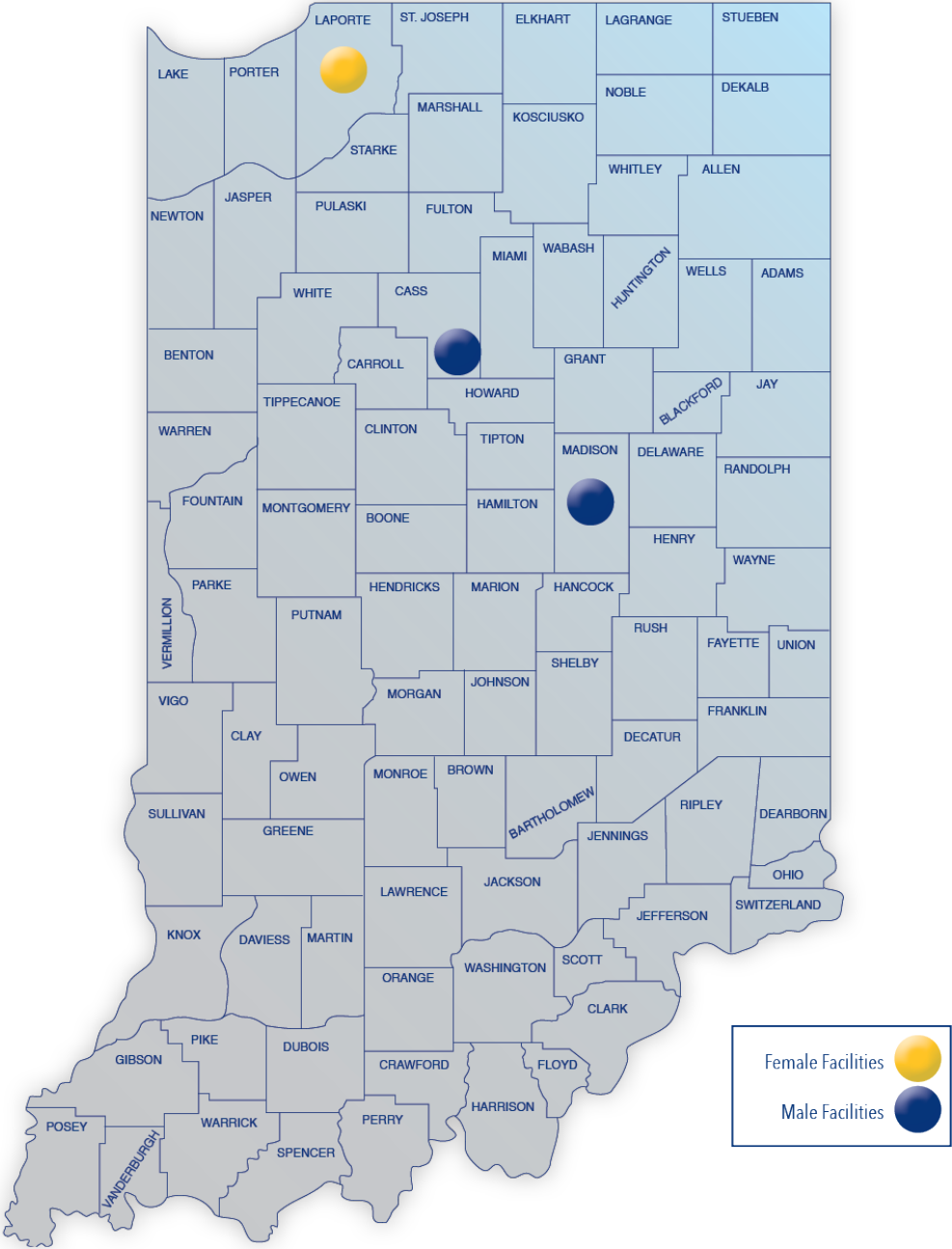


Adult Facility Map by Security Levels



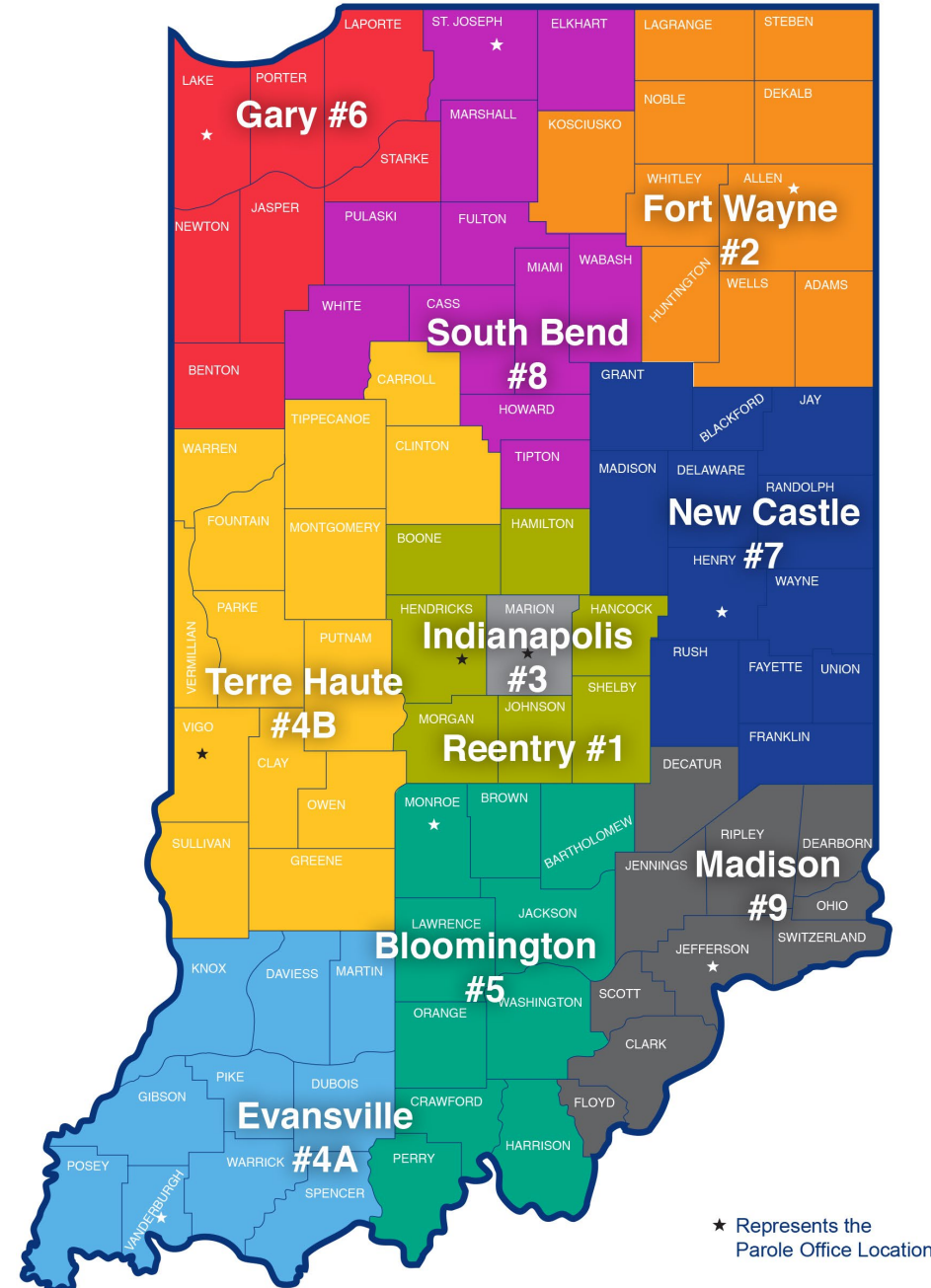
INDIANA DEPARTMENT OF CORRECTION

Juvenile Facility Map



Indiana Parole Districts

Updated: October 2022



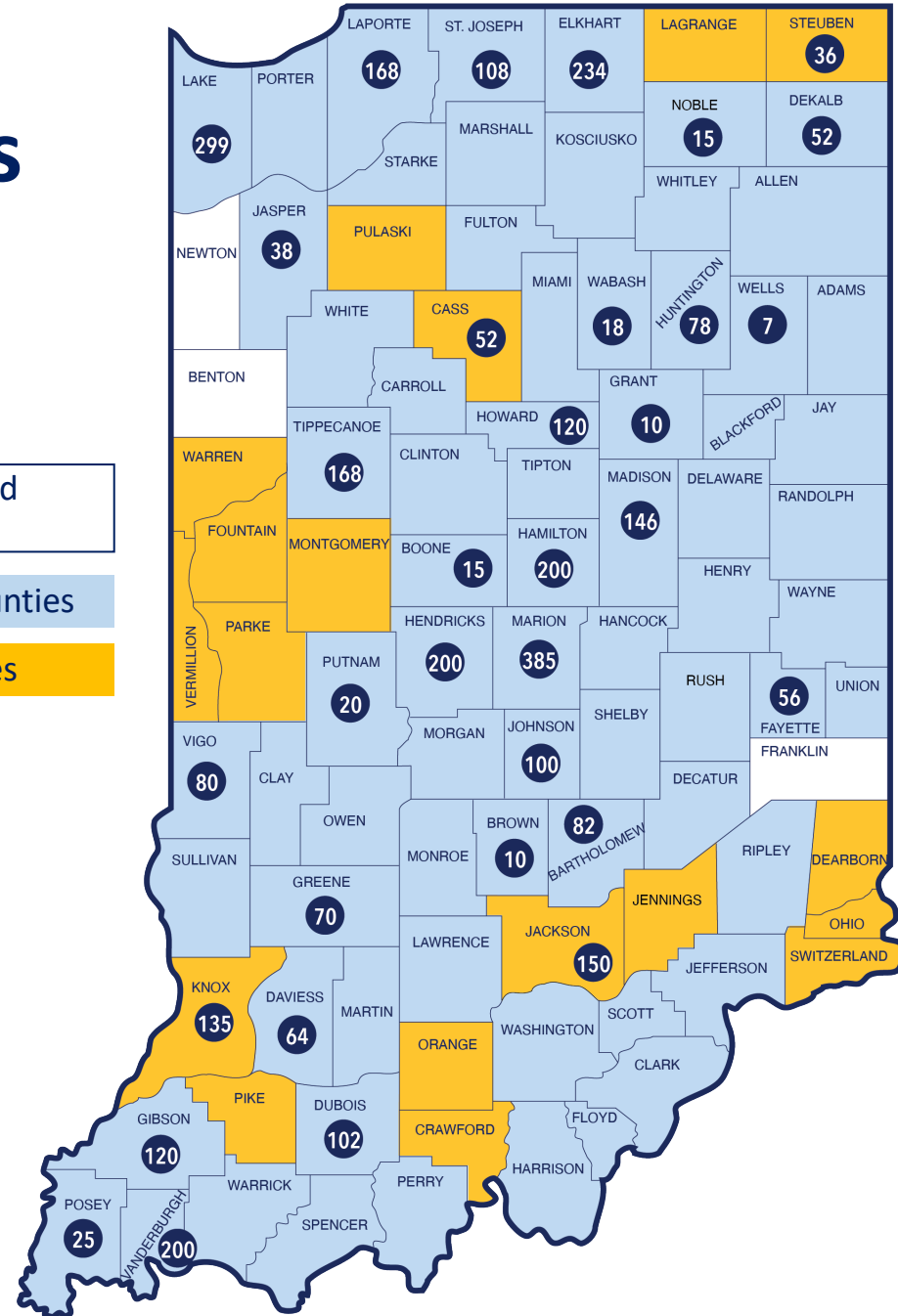
2022 Community Corrections Agencies

Counties Not Participating in State Funded Community Corrections

Participating Community Corrections Counties

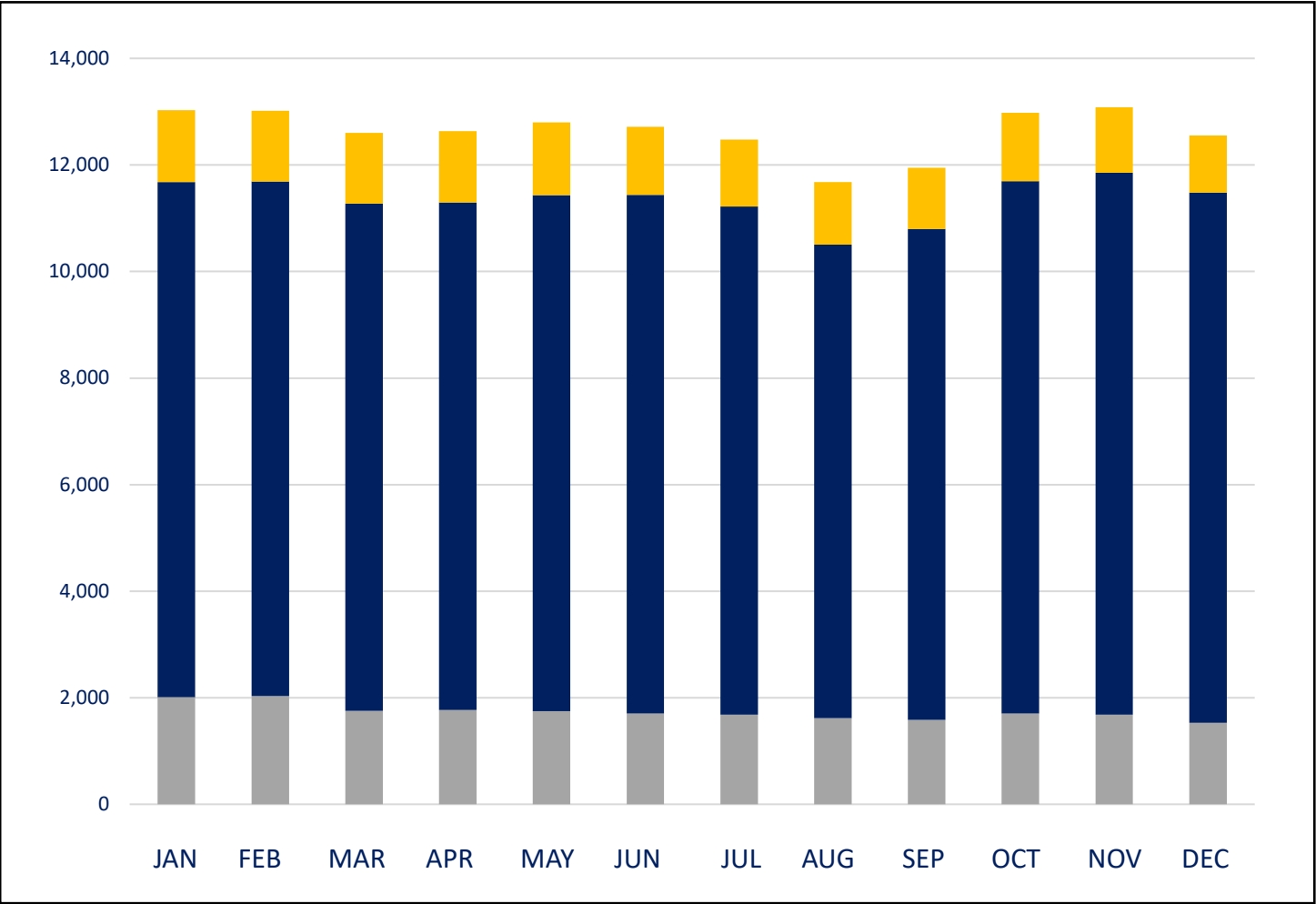
Regional Community Corrections Agencies

● Work Release Facilities



Community Corrections Population Snapshot Trend

Month	Felons	Misdemeanants	Pretrial
January	9,668	1,347	2,010
February	9,657	1,325	2,033
March	9,519	1,329	1,753
April	9,525	1,334	1,772
May	9,685	1,361	1,749
June	9,730	1,277	1,707
July	9,534	1,254	1,687
August	8,883	1,175	1,619
September	9,210	1,151	1,586
October	9,986	1,285	1,709
November	10,169	1,230	1,685
December	9,952	1,069	1,530



- Pretrial
- Felons
- Misdemeanants

Successes

- Average wage of \$16.78/hour of individuals on parole, an increase of 32 percent from \$12.71 in 2018
- More than 750 releasing citizens have jobs waiting for them when they leave a DOC facility
- 75 percent completion rate of Substance Abuse Program
- Recidivism rate in 2021 was 33.8 percent, the lowest on record
- Over 80 percent of qualified parolees attain employment within five months of release



Current Major Challenges

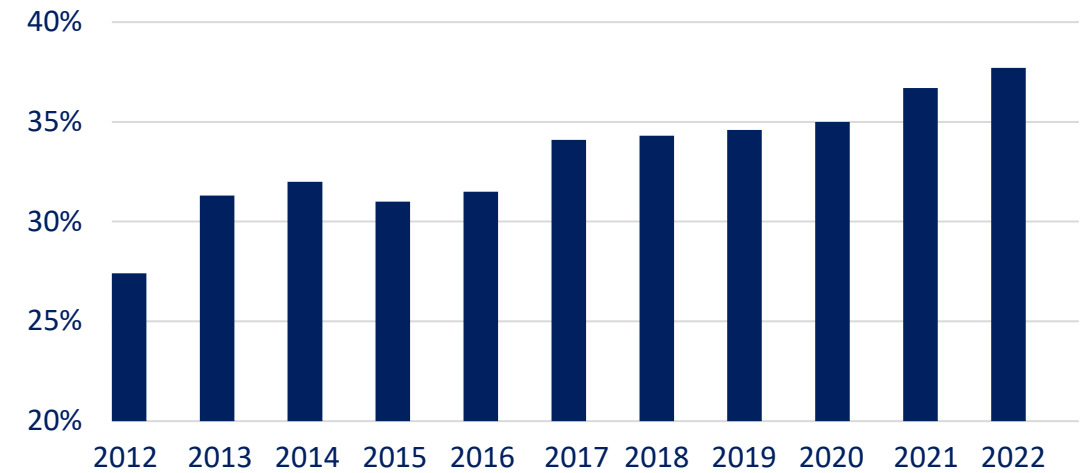
- Custody Staff Vacancies
- Housing Unit Type (celled vs. dormitory)
- Changing Prison Population



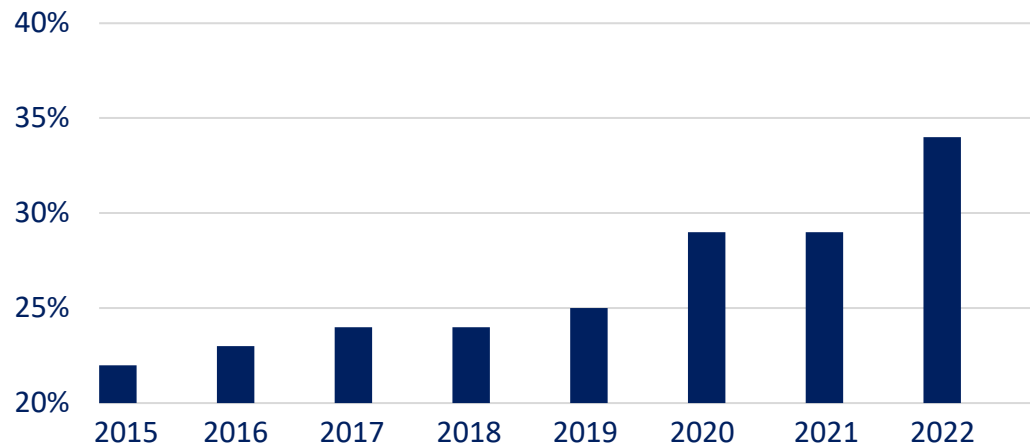
Indiana's Changing Prison Population



**Percentage of Adult Population
Classified Maximum/Close Supervision (*January*)**



**Percentage of Adult Population Needing Treatment
for Serious Mental Health Needs (*December*)**



Westville Correctional Facility Rebuild

- Amount already appropriated = \$400 million
- Appropriation still needed = \$800 million
- Total = \$1.2 billion



Westville Correctional Facility was first opened as Beatty Memorial Hospital, a state-run mental health facility, in 1951. In 1979, the campus was converted to a medium-security correctional facility with a capacity for more than 3,400 beds, with a 220-bed Maximum Control Complex.

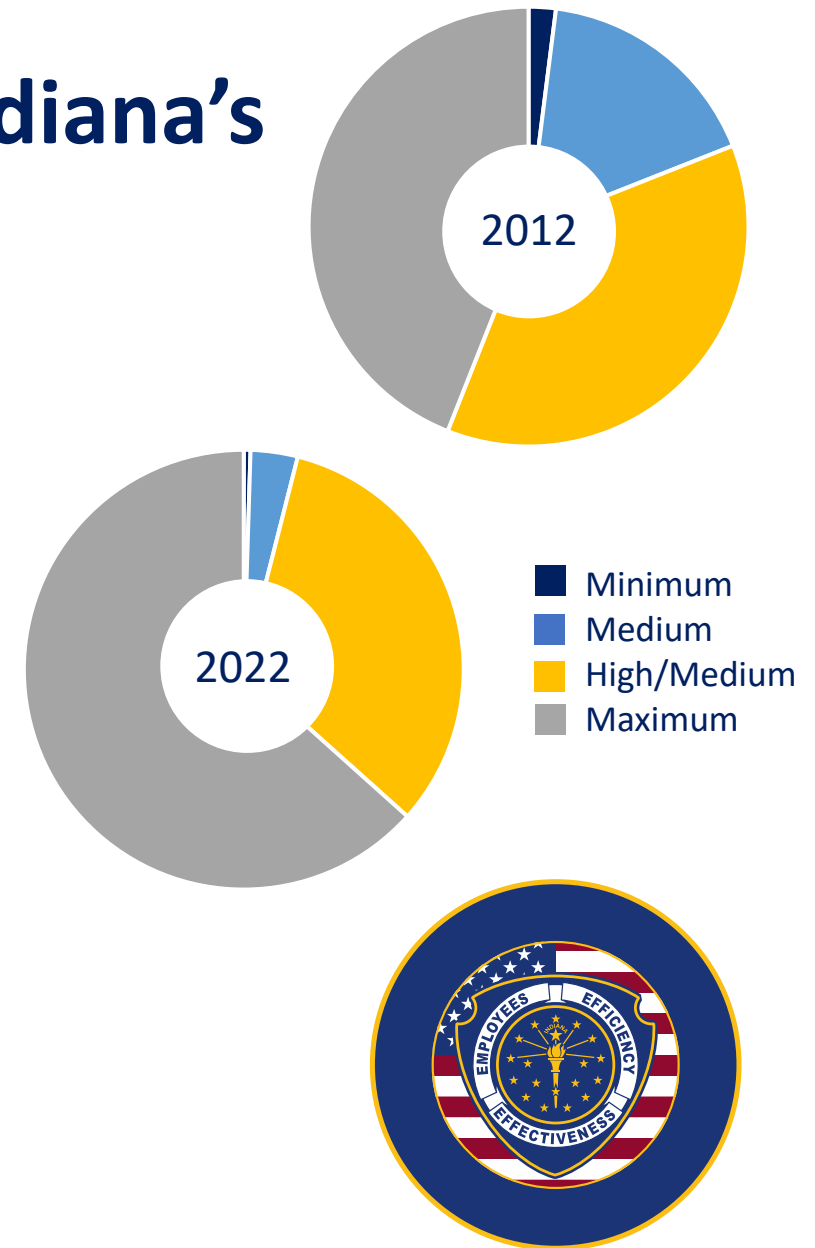
Where We Are Now

- Repeated electrical system failures: Replacement cost = \$50 – 60 million
- Facility heated by outdated boilers: Replacement cost = \$150 million
 - 2/3 of education building unusable with no heat
- Sewage system needs replaced: Replacement cost = \$50 million
- No air conditioning: Poses challenges for staff, medications, etc.
- Asbestos must be removed if any significant work is done
- Security concerns due to condition of facility
- Layout of facility poses significant challenge
 - 4 kitchens, all at end of life
 - 6 medication pass locations
 - New facility requires fewer staff due to efficiencies



The New Westville Design Will Meet Indiana's Changing Prison Population Needs

- Different classifications require different housing, including minimum, medium, and maximum security; and cells vs. dormitories
- Increase in special needs population (80% needs mental health and/or addiction recovery services) requires space and resources
- Focus of incarceration shifted from punishment to rehabilitation for improved outcomes, with added programming and access
- DOC needs celled space in maximum security
 - * 3 facilities have total of 65 general population cells available
- Efficiencies inside facilities growing in importance with staffing shortages
- Length of stay for level 4 offenders has increased since 2014 sentencing law changes



Operating Appropriations

	FY24	FY25	Total
Rate Increases			
SPD Rate	395,006	616,426	1,011,432
IOT Rate	1,306,081	1,408,947	2,715,028
GSA Impact	3,121,343	3,121,343	6,242,686
Salary Study Impact	34,839,692	34,839,692	69,679,384
Total	39,662,122	39,986,408	79,648,530
Contractual CPI Increases			
Correctional Services	59,165,932	64,904,476	124,070,408
Third Party Facility Management	1,751,785	3,249,527	5,001,312
Total	60,917,717	68,154,003	129,071,720
Utility Increases	1,916,484	2,177,219	4,093,703
Grand Total	102,496,323	110,317,630	212,813,953





INDIANA DEPARTMENT OF CORRECTION