

## **B — APPROPRIATIONS OVERVIEW**



# Functional Summary

Passed	Passed
Budget	Budget
FY24	FY25

---

## SUMMARY BY FUNCTION - GRAND TOTALS

### GENERAL GOVERNMENT

General Fund	1,352,206,651	1,383,662,835
Dedicated Funds	754,615,863	710,044,645
Federal Funds	16,903,502	16,903,502

### PUBLIC SAFETY

General Fund	1,451,592,658	1,419,288,266
Dedicated Funds	555,185,931	534,430,896
Federal Funds	203,075,379	166,254,835

### CONSERVATION AND ENVIRONMENT

General Fund	180,910,151	133,917,209
Dedicated Funds	212,188,597	199,337,377
Federal Funds	56,857,150	56,857,150

### ECONOMIC DEVELOPMENT

General Fund	651,668,518	476,442,273
Dedicated Funds	53,505,394	53,505,394
Federal Funds	596,080,630	596,080,630

### TRANSPORTATION

General Fund	45,900,000	45,000,000
Dedicated Funds	2,705,845,812	2,726,964,418
Federal Funds	1,508,453,078	1,534,901,446
Local Funds	85,000,000	85,000,000

### HEALTH AND HUMAN SERVICES

General Fund	5,674,922,947	6,134,171,515
Dedicated Funds	2,423,663,672	2,436,055,225
Federal Funds	17,889,955,544	17,496,781,164

# Functional Summary

	Passed Budget FY24	Passed Budget FY25
EDUCATION		
General Fund	12,639,677,336	12,908,412,433
Dedicated Funds	49,197,179	47,198,335
Federal Funds	2,232,958,057	1,941,385,659
DISTRIBUTIONS		
General Fund	50,500,000	50,500,000
Dedicated Funds	248,016,128	248,016,128
GRAND TOTALS		
General Fund	22,047,378,261	22,551,394,531
Dedicated Funds	7,002,218,576	6,955,552,418
Federal Funds	22,504,283,340	21,809,164,386
Local Funds	85,000,000	85,000,000

# Functional Summary

	Passed Budget FY24	Passed Budget FY25
<b>SUMMARY BY FUNCTION - OPERATING</b>		
GENERAL GOVERNMENT		
General Fund	935,457,021	1,025,576,221
Dedicated Funds	709,318,236	710,044,645
Federal Funds	16,903,502	16,903,502
PUBLIC SAFETY		
General Fund	1,382,022,132	1,391,103,380
Dedicated Funds	509,270,241	517,405,343
Federal Funds	203,075,379	166,254,835
CONSERVATION AND ENVIRONMENT		
General Fund	120,026,947	120,820,902
Dedicated Funds	183,017,680	182,774,910
Federal Funds	56,857,150	56,857,150
ECONOMIC DEVELOPMENT		
General Fund	247,668,518	222,442,273
Dedicated Funds	53,255,394	53,255,394
Federal Funds	596,080,630	596,080,630
TRANSPORTATION		
General Fund	45,000,000	45,000,000
Dedicated Funds	2,673,537,812	2,706,556,418
Federal Funds	1,508,453,078	1,534,901,446
Local Funds	85,000,000	85,000,000
HEALTH AND HUMAN SERVICES		
General Fund	5,665,027,316	6,127,974,353
Dedicated Funds	2,421,951,172	2,429,298,785
Federal Funds	17,889,955,544	17,496,781,164
EDUCATION		
General Fund	12,587,656,484	12,842,391,581
Dedicated Funds	47,197,179	47,198,335
Federal Funds	2,232,958,057	1,941,385,659
DISTRIBUTIONS		
General Fund	50,500,000	50,500,000
Dedicated Funds	248,016,128	248,016,128
<b>TOTAL OPERATING</b>		
General Fund	21,033,358,418	21,825,808,710
Dedicated Funds	6,845,563,842	6,894,549,958
Federal Funds	22,504,283,340	21,809,164,386

# Functional Summary

	Passed Budget FY24	Passed Budget FY25
Local Funds	85,000,000	85,000,000

# Functional Summary

Passed	Passed
Budget	Budget
FY24	FY25

---

## SUMMARY BY FUNCTION -- CONSTRUCTION

### GENERAL GOVERNMENT

General Fund	416,749,630	358,086,614
Dedicated Funds	45,297,627	0

### PUBLIC SAFETY

General Fund	69,570,526	28,184,886
Dedicated Funds	45,915,690	17,025,553

### CONSERVATION AND ENVIRONMENT

General Fund	60,883,204	13,096,307
Dedicated Funds	29,170,917	16,562,467

### TRANSPORTATION

General Fund	900,000	0
Dedicated Funds	32,308,000	20,408,000

### HEALTH AND HUMAN SERVICES

General Fund	9,895,631	6,197,162
Dedicated Funds	1,712,500	6,756,440

### EDUCATION

General Fund	52,020,852	66,020,852
Dedicated Funds	2,000,000	0

---

### TOTAL CONSTRUCTION

General Fund	1,014,019,843	725,585,821
Dedicated Funds	156,654,734	61,002,460

(This page intentionally left blank.)



# Agency Summary

	Passed Budget FY24	Passed Budget FY25
<b>00003-House of Representatives</b>		
General Fund	24,957,695	26,455,157
<b>00004-Senate</b>		
General Fund	17,169,700	18,549,700
<b>00015-Indiana Lobby Registration Commission</b>		
General Fund	434,230	452,255
<b>00017-Legislative Council and the Legislative Services Agency</b>		
General Fund	26,761,024	29,621,081
<b>00019-Commission on Uniform State Laws</b>		
General Fund	100,000	100,000
<b>00022-Supreme Court</b>		
General Fund	197,888,106	202,118,838
Dedicated Funds	6,719,609	6,719,609
Federal Funds	10,728,042	10,728,042
Total	215,335,757	219,566,489
<b>00023-Court of Appeals</b>		
General Fund	15,033,411	15,043,411
<b>00025-Public Defender Commission</b>		
General Fund	34,073,811	34,073,811
Dedicated Funds	7,400,000	7,400,000
Total	41,473,811	41,473,811
<b>00028-Tax Court</b>		
General Fund	966,629	966,629
<b>00030-Governor's Office</b>		
General Fund	3,390,000	3,390,000
Dedicated Funds	10,000,000	10,000,000
Total	13,390,000	13,390,000
<b>00032-Criminal Justice Institute</b>		
General Fund	55,860,794	55,060,794
Dedicated Funds	5,796,222	5,796,222
Federal Funds	36,386,874	36,386,874
Total	98,043,890	97,243,890
<b>00035-Governor's Council for Developmental Disabilities</b>		

# Agency Summary

	Passed Budget FY24	Passed Budget FY25
General Fund	450,000	450,000
Federal Funds	1,371,659	1,371,659
Total	1,821,659	1,821,659

## 00036-Department of Agriculture

General Fund	11,060,276	11,060,276
Dedicated Funds	5,056,404	5,056,404
Federal Funds	554,806	554,806
Total	16,671,486	16,671,486

## 00037-Indiana Destination Development Corporation

General Fund	28,704,240	28,721,610
Dedicated Funds	725,820	725,820
Total	29,430,060	29,447,430

## 00038-Lieutenant Governor

General Fund	7,203,114	7,203,114
Dedicated Funds	3,222,070	3,222,070
Federal Funds	31,446,969	31,446,969
Total	41,872,153	41,872,153

## 00039-Prosecuting Attorneys' Council

General Fund	8,486,755	8,486,755
Dedicated Funds	764,747	764,747
Federal Funds	278,492	278,492
Total	9,529,994	9,529,994

## 00040-Secretary of State

General Fund	10,763,431	10,763,431
Dedicated Funds	11,564,954	11,564,954
Total	22,328,385	22,328,385

## 00044-Indiana Protection and Advocacy Services Commission

Federal Funds	3,503,827	3,503,827
---------------	-----------	-----------

## 00046-Attorney General

General Fund	32,540,488	32,015,488
Dedicated Funds	18,669,034	18,669,034
Federal Funds	5,890,493	5,890,493
Total	57,100,015	56,575,015

## 00048-Treasurer of State

General Fund	18,917,110	23,955,692
Dedicated Funds	15,700,000	15,700,000
Total	34,617,110	39,655,692

## 00050-Auditor of State

# Agency Summary

	Passed Budget FY24	Passed Budget FY25
General Fund	59,133,335	59,133,335
Dedicated Funds	899,966,128	899,966,128
<hr/> Total	<hr/> 959,099,463	<hr/> 959,099,463
 <b>00054-Distressed Unit Appeal Board</b>		
General Fund	4,391,987	4,391,987
 <b>00055-Office of Management and Budget</b>		
General Fund	974,946	974,946
 <b>00057-State Budget Agency</b>		
General Fund	497,596,803	527,644,803
Dedicated Funds	6,000,001	1
<hr/> Total	<hr/> 503,596,804	<hr/> 527,644,804
 <b>00060-Management and Performance Hub</b>		
General Fund	9,056,905	9,815,800
 <b>00061-Department of Administration</b>		
General Fund	112,381,548	100,800,177
Dedicated Funds	18,223,911	9,168,361
<hr/> Total	<hr/> 130,605,459	<hr/> 109,968,538
 <b>00062-Indiana Archives and Records Administration</b>		
General Fund	2,549,534	2,555,513
Dedicated Funds	254,914	254,914
<hr/> Total	<hr/> 2,804,448	<hr/> 2,810,427
 <b>00063-Indiana Election Division</b>		
General Fund	7,429,559	7,429,968
Dedicated Funds	73,979	73,979
Federal Funds	6,475	6,475
<hr/> Total	<hr/> 7,510,013	<hr/> 7,510,422
 <b>00064-Office of the Public Access Counselor</b>		
General Fund	356,938	357,253
 <b>00067-Office of Technology</b>		
General Fund	7,100,000	7,100,000
 <b>00070-State Personnel Department</b>		
General Fund	4,516,953	4,519,613
Dedicated Funds	413,373,362	413,373,362
<hr/> Total	<hr/> 417,890,315	<hr/> 417,892,975
 <b>00072-Indiana Public Retirement System</b>		
General Fund	1,206,642,333	1,238,433,045

# Agency Summary

	Passed Budget FY24	Passed Budget FY25
Dedicated Funds	155,400,000	155,400,000
Total	1,362,042,333	1,393,833,045
 <b>00074-State Employees' Appeals Commission</b>		
General Fund	192,256	192,256
 <b>00075-Office of the Inspector General and the State Ethics Commission</b>		
General Fund	1,566,836	1,572,201
Dedicated Funds	3,624	3,624
Total	1,570,460	1,575,825
 <b>00077-Office of Administrative Law Proceedings</b>		
General Fund	2,046,820	1,768,674
 <b>00080-State Board of Accounts</b>		
General Fund	19,606,095	21,006,767
Dedicated Funds	15,292,119	15,292,119
Total	34,898,214	36,298,886
 <b>00090-Department of Revenue</b>		
General Fund	85,500,337	85,500,337
Dedicated Funds	10,029,579	10,029,579
Total	95,529,916	95,529,916
 <b>00100-Indiana State Police</b>		
General Fund	295,097,149	272,581,632
Dedicated Funds	55,412,953	56,417,953
Federal Funds	10,280,435	10,280,435
Total	360,790,537	339,280,020
 <b>00103-Law Enforcement Training Academy</b>		
General Fund	4,791,018	9,791,018
Dedicated Funds	3,110,786	3,248,086
Total	7,901,804	13,039,104
 <b>00110-Adjutant General</b>		
General Fund	16,708,909	16,708,909
Dedicated Funds	38,037,990	9,605,553
Federal Funds	75,409,637	75,409,637
Total	130,156,536	101,724,099
 <b>00115-State Department of Toxicology</b>		
General Fund	2,760,026	2,760,026
Dedicated Funds	355,000	355,000
Federal Funds	200,000	200,000
Total	3,315,026	3,315,026

# Agency Summary

	Passed Budget FY24	Passed Budget FY25
<b>00160-Department of Veterans' Affairs</b>		
General Fund	5,974,689	5,999,689
Dedicated Funds	2,709,455	2,959,455
Federal Funds	53,001	53,001
<hr/>		
Total	8,737,145	9,012,145
 <b>00190-Indiana Gaming Commission</b>		
General Fund	325,000	325,000
Dedicated Funds	36,705,386	36,953,144
<hr/>		
Total	37,030,386	37,278,144
 <b>00200-Utility Regulatory Commission</b>		
Dedicated Funds	12,320,513	12,319,333
Federal Funds	1,129,965	1,129,965
<hr/>		
Total	13,450,478	13,449,298
 <b>00205-Utility Consumer Counselor</b>		
Dedicated Funds	9,210,406	9,218,805
 <b>00208-Department of Financial Institutions</b>		
Dedicated Funds	12,476,782	12,472,649
 <b>00210-Department of Insurance</b>		
Dedicated Funds	132,726,002	136,381,228
Federal Funds	1,886,674	1,886,674
<hr/>		
Total	134,612,676	138,267,902
 <b>00215-Department of Local Government Finance</b>		
General Fund	6,116,314	5,031,314
Dedicated Funds	1,341,280	1,341,280
<hr/>		
Total	7,457,594	6,372,594
 <b>00217-Indiana Board of Tax Review</b>		
General Fund	1,835,276	1,835,276
Dedicated Funds	320,628	320,628
<hr/>		
Total	2,155,904	2,155,904
 <b>00220-Worker's Compensation Board</b>		
General Fund	2,139,488	2,145,329
Dedicated Funds	8,169,005	8,169,005
<hr/>		
Total	10,308,493	10,314,334
 <b>00225-Department of Labor</b>		
General Fund	4,627,152	4,627,152
Dedicated Funds	922,781	922,781
Federal Funds	3,968,932	3,968,932
<hr/>		
Total	9,518,865	9,518,865

# Agency Summary

	Passed Budget FY24	Passed Budget FY25
<b>00230-Alcohol and Tobacco Commission</b>		
Dedicated Funds	18,772,533	18,214,795
Federal Funds	200,000	200,000
Total	18,972,533	18,414,795
<b>00235-Bureau of Motor Vehicles</b>		
General Fund	30,409,772	30,825,556
Dedicated Funds	19,667,322	19,797,022
Total	50,077,094	50,622,578
<b>00240-Coroners' Training Board</b>		
Dedicated Funds	475,000	475,000
<b>00250-Professional Licensing Agency</b>		
General Fund	9,765,261	10,332,727
Dedicated Funds	3,537,080	3,537,080
Total	13,302,341	13,869,807
<b>00258-Civil Rights Commission</b>		
General Fund	2,903,533	2,904,423
Dedicated Funds	85,391	85,391
Federal Funds	661,569	661,569
Total	3,650,493	3,651,383
<b>00260-Indiana Economic Development Corporation</b>		
General Fund	505,374,307	355,374,307
Dedicated Funds	2,499,140	2,499,140
Federal Funds	4,299,010	4,299,010
Total	512,172,457	362,172,457
<b>00261-Indiana Finance Authority</b>		
Dedicated Funds	4,000,000	4,000,000
Federal Funds	80,000,000	80,000,000
Total	84,000,000	84,000,000
<b>00263-Housing and Community Development Authority</b>		
General Fund	26,609,945	1,609,945
Dedicated Funds	10,488,084	10,488,084
Total	37,098,029	12,098,029
<b>00265-Indiana Horse Racing Commission</b>		
Dedicated Funds	26,048,378	26,082,579
<b>00266-Office of Energy Development</b>		
General Fund	1,284,121	1,289,501
Federal Funds	1,235,992	1,235,992

# Agency Summary

	Passed Budget FY24	Passed Budget FY25
Total	2,520,113	2,525,493
<b>00286-Integrated Public Safety Commission</b>		
General Fund	5,909,308	957,600
Dedicated Funds	15,855,548	15,912,849
Total	21,764,856	16,870,449
<b>00300-Department of Natural Resources</b>		
General Fund	105,807,063	74,534,024
Dedicated Funds	112,746,418	103,168,648
Federal Funds	38,685,876	38,685,876
Total	257,239,357	216,388,548
<b>00303-Indiana State Museum and Historic Sites Corporation</b>		
General Fund	21,403,932	13,351,035
<b>00310-White River State Park Development Commission</b>		
General Fund	4,010,960	1,515,880
<b>00315-World War Memorial Commission</b>		
General Fund	2,952,012	2,953,995
Dedicated Funds	12,855,000	10,031,550
Total	15,807,012	12,985,545
<b>00322-Kankakee River Basin Commission</b>		
General Fund	79,487	79,487
<b>00325-Maumee River Basin Commission</b>		
General Fund	651,850	251,850
<b>00330-St. Joseph River Basin Commission</b>		
General Fund	104,974	104,974
<b>00340-Bureau of Motor Vehicles Commission</b>		
Dedicated Funds	136,725,381	137,819,542
<b>00351-State Board of Animal Health</b>		
General Fund	9,344,297	9,417,426
Dedicated Funds	225,900	225,900
Federal Funds	2,775,485	2,798,244
Total	12,345,682	12,441,570
<b>00385-Department of Homeland Security</b>		
General Fund	51,884,952	45,734,952
Dedicated Funds	18,871,263	18,991,418
Federal Funds	64,087,586	27,244,283
Total	134,843,801	91,970,653

# Agency Summary

	Passed Budget FY24	Passed Budget FY25
<b>00400-State Department of Health</b>		
General Fund	34,864,654	39,782,513
Dedicated Funds	129,096,379	128,844,816
Federal Funds	564,734,500	321,145,875
<hr/>		
Total	728,695,533	489,773,204
 <b>00405-Family and Social Services Administration</b>		
General Fund	19,975,512	19,975,512
Federal Funds	49,163,654	49,163,654
<hr/>		
Total	69,139,166	69,139,166
 <b>00410-Division of Mental Health</b>		
General Fund	202,191,747	199,173,737
Dedicated Funds	30,800,144	30,557,340
Federal Funds	79,133,372	79,133,372
<hr/>		
Total	312,125,263	308,864,449
 <b>00415-Evansville Psychiatric Children's Center</b>		
General Fund	2,075,947	2,075,947
Dedicated Funds	2,209,422	2,209,422
<hr/>		
Total	4,285,369	4,285,369
 <b>00425-Evansville State Hospital</b>		
General Fund	27,884,897	27,691,317
Dedicated Funds	4,340,134	4,340,134
<hr/>		
Total	32,225,031	32,031,451
 <b>00430-Madison State Hospital</b>		
General Fund	28,294,332	28,544,232
Dedicated Funds	2,796,667	2,796,667
<hr/>		
Total	31,090,999	31,340,899
 <b>00435-Logansport State Hospital</b>		
General Fund	35,833,233	36,021,454
Dedicated Funds	1,410,464	7,279,404
<hr/>		
Total	37,243,697	43,300,858
 <b>00440-Richmond State Hospital</b>		
General Fund	39,618,559	38,693,559
Dedicated Funds	2,062,201	2,062,201
<hr/>		
Total	41,680,760	40,755,760
 <b>00451-Neuro Diagnostic Institute</b>		
General Fund	30,581,669	30,581,669
Dedicated Funds	7,500,000	7,500,000
<hr/>		
Total	38,081,669	38,081,669



# Agency Summary

	Passed Budget FY24	Passed Budget FY25
<b>00495-Department of Environmental Management</b>		
General Fund	45,412,247	40,661,338
Dedicated Funds	85,687,179	85,687,179
Federal Funds	18,171,274	18,171,274
Total	149,270,700	144,519,791
 <b>00496-Office of Environmental Adjudication</b>		
General Fund	457,626	434,626
 <b>00497-Division of Disability &amp; Rehabilitation Services</b>		
General Fund	57,660,054	55,660,054
Dedicated Funds	64,295	64,295
Federal Funds	54,634,574	54,634,574
Total	112,358,923	110,358,923
 <b>00498-Division of Aging Administration</b>		
General Fund	61,783,620	61,783,620
Dedicated Funds	5,459,948	5,459,948
Federal Funds	51,364,853	51,364,853
Total	118,608,421	118,608,421
 <b>00500-Division of Family Resources</b>		
General Fund	154,614,613	155,675,431
Dedicated Funds	5,861,121	5,861,121
Federal Funds	2,369,167,572	2,369,167,572
Total	2,529,643,306	2,530,704,124
 <b>00501-Office of Early Childhood and Out-of-School Learning</b>		
General Fund	57,565,527	68,323,267
Dedicated Funds	35,000	35,000
Federal Funds	587,021,418	429,937,448
Total	644,621,945	498,295,715
 <b>00502-Department of Child Services</b>		
General Fund	976,878,288	952,242,447
Dedicated Funds	472,500	472,500
Federal Funds	393,410,115	393,410,115
Total	1,370,760,903	1,346,125,062
 <b>00503-Office of Medicaid Policy and Planning</b>		
General Fund	3,903,646,727	4,376,393,188
Dedicated Funds	2,201,580,495	2,208,697,475
Federal Funds	13,735,772,542	13,743,270,757
Total	19,840,999,764	20,328,361,420
 <b>00505-Education Employment Relations Board</b>		

# Agency Summary

	Passed Budget FY24	Passed Budget FY25
General Fund	1,249,452	1,291,810
<b>00510-Department of Workforce Development</b>		
General Fund	55,738,658	60,489,663
Dedicated Funds	27,166,799	27,166,799
Federal Funds	448,133,955	448,133,955
Total	531,039,412	535,790,417
<b>00512-Workforce Cabinet</b>		
General Fund	17,244,000	12,244,000
Federal Funds	30,409,898	30,409,898
Total	47,653,898	42,653,898
<b>00515-Industry and Farms Division</b>		
Dedicated Funds	49,744,030	51,777,241
<b>00550-Indiana School for the Blind and Visually Impaired</b>		
General Fund	15,591,681	15,591,681
Dedicated Funds	26,543	26,543
Federal Funds	177,457	177,457
Total	15,795,681	15,795,681
<b>00560-Indiana School for the Deaf</b>		
General Fund	19,032,483	19,107,483
Dedicated Funds	562,235	562,235
Federal Funds	447,000	447,000
Total	20,041,718	20,116,718
<b>00570-Indiana Veterans' Home</b>		
Dedicated Funds	26,676,669	26,326,669
<b>00605-Public Defender</b>		
General Fund	8,832,205	8,832,205
<b>00610-Public Defender Council</b>		
General Fund	2,196,666	2,196,666
Dedicated Funds	165,661	165,661
Total	2,362,327	2,362,327
<b>00614-Chain O' Lakes Correctional Facility</b>		
General Fund	2,152,412	2,153,857
<b>00615-Department of Correction</b>		
General Fund	402,827,261	407,023,012
Dedicated Funds	12,032,223	12,032,223
Federal Funds	6,088,222	6,088,222
Total	420,947,706	425,143,457

# Agency Summary

	Passed Budget FY24	Passed Budget FY25
<b>00616-North Central Juvenile Facility</b>		
General Fund	14,523,888	14,937,029
<b>00618-Miami Correctional Facility</b>		
General Fund	38,594,829	38,647,680
<b>00620-Indiana State Prison</b>		
General Fund	45,406,320	46,635,562
<b>00621-Parole Division</b>		
General Fund	16,475,519	16,486,593
<b>00622-South Bend Work Release Center</b>		
General Fund	2,473,997	2,475,658
Dedicated Funds	655,820	655,820
Total	3,129,817	3,131,478
<b>00623-Heritage Trail Correctional Facility</b>		
General Fund	10,955,197	10,322,395
<b>00630-Pendleton Correctional Facility</b>		
General Fund	45,630,927	41,453,363
<b>00635-Correctional Industrial Facility</b>		
General Fund	26,072,784	26,565,473
<b>00640-Women's Prison</b>		
General Fund	16,763,044	15,705,546
<b>00645-New Castle Correctional Facility</b>		
General Fund	43,763,542	45,252,221
<b>00650-Putnamville Correctional Facility</b>		
General Fund	49,302,835	39,297,641
<b>00655-Pendleton Juvenile Correctional Facility</b>		
General Fund	20,524,508	20,537,154
<b>00661-LaPorte Juvenile Correctional Facility</b>		
General Fund	5,001,925	5,004,772
<b>00665-Wabash Valley Correctional Facility</b>		
General Fund	50,413,201	50,438,001
<b>00667-Madison Correctional Facility</b>		
General Fund	15,824,124	16,040,404

# Agency Summary

	Passed Budget FY24	Passed Budget FY25
<b>00675-Branchville Correctional Facility</b>		
General Fund	22,030,564	22,244,800
<b>00680-Westville Correctional Facility</b>		
General Fund	55,748,099	55,863,475
<b>00685-Rockville Correctional Facility for Women</b>		
General Fund	20,162,041	20,173,348
<b>00690-Plainfield Correctional Facility</b>		
General Fund	30,484,318	33,678,771
<b>00695-Reception and Diagnostic Center</b>		
General Fund	18,762,827	19,004,077
<b>00697-Edinburgh Correctional Facility</b>		
General Fund	5,245,935	5,248,988
<b>00700-Department of Education</b>		
General Fund	9,366,387,857	9,567,887,857
Dedicated Funds	2,398,628	2,398,628
Federal Funds	1,565,807,129	1,274,234,731
Total	10,934,593,614	10,844,521,216
<b>00704-Indiana Charter School Board</b>		
General Fund	538,239	541,752
Dedicated Funds	251,201	252,357
Total	789,440	794,109
<b>00705-Arts Commission</b>		
General Fund	5,197,761	5,198,192
<b>00710-Ivy Tech Community College</b>		
General Fund	306,955,419	311,467,298
<b>00718-School Lunch Division</b>		
Federal Funds	662,591,489	662,591,489
<b>00719-Commission for Higher Education</b>		
General Fund	418,417,959	418,417,959
Dedicated Funds	4,612,032	2,612,032
Federal Funds	1,390,000	1,390,000
Total	424,419,991	422,419,991
<b>00730-State Library</b>		
General Fund	10,211,166	12,215,351

# Agency Summary

	Passed Budget FY24	Passed Budget FY25
Dedicated Funds	1,223,121	1,223,121
Federal Funds	3,169,439	3,169,439
<b>Total</b>	<b>14,603,726</b>	<b>16,607,911</b>
 <b>00741-Northwest Indiana Regional Development Authority</b>		
Dedicated Funds	727,611	727,611
 <b>00750-Indiana University</b>		
General Fund	651,712,335	663,785,588
 <b>00755-Medical Education Board</b>		
Dedicated Funds	2,382,197	2,382,197
 <b>00756-Graduate Medical Education Board</b>		
Dedicated Funds	7,000,000	7,000,000
 <b>00760-Purdue University</b>		
General Fund	442,610,493	460,154,001
Dedicated Funds	1,330,000	1,330,000
<b>Total</b>	<b>443,940,493</b>	<b>461,484,001</b>
 <b>00770-Indiana State University</b>		
General Fund	91,371,774	92,863,680
 <b>00775-University of Southern Indiana</b>		
General Fund	68,528,014	69,545,219
 <b>00780-Ball State University</b>		
General Fund	171,646,020	172,634,245
 <b>00790-Vincennes University</b>		
General Fund	64,603,847	61,003,481
 <b>00800-Department of Transportation</b>		
General Fund	45,900,000	45,000,000
Dedicated Funds	2,054,245,812	2,075,364,418
Federal Funds	1,508,453,078	1,534,901,446
Local Funds	85,000,000	85,000,000
<b>Total</b>	<b>3,693,598,890</b>	<b>3,740,265,864</b>
 <b>00878-Indiana State Fair Board</b>		
General Fund	10,228,089	7,264,925
Dedicated Funds	29,834,163	36,536
<b>Total</b>	<b>40,062,252</b>	<b>7,301,461</b>
 <hr/> <hr/> <b>GRAND TOTALS</b>		
General Fund	22,047,378,261	22,551,394,531

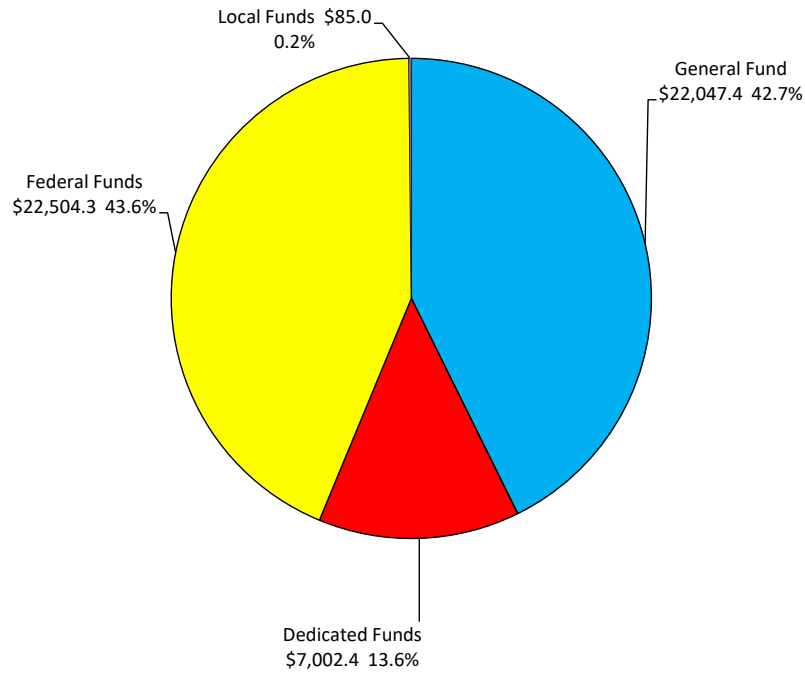
# Agency Summary

	Passed Budget FY24	Passed Budget FY25
Dedicated Funds	7,002,218,576	6,955,552,418
Federal Funds	22,504,283,340	21,809,164,386
Local Funds	85,000,000	85,000,000
Total	51,638,880,177	51,401,111,335

(This page intentionally left blank.)

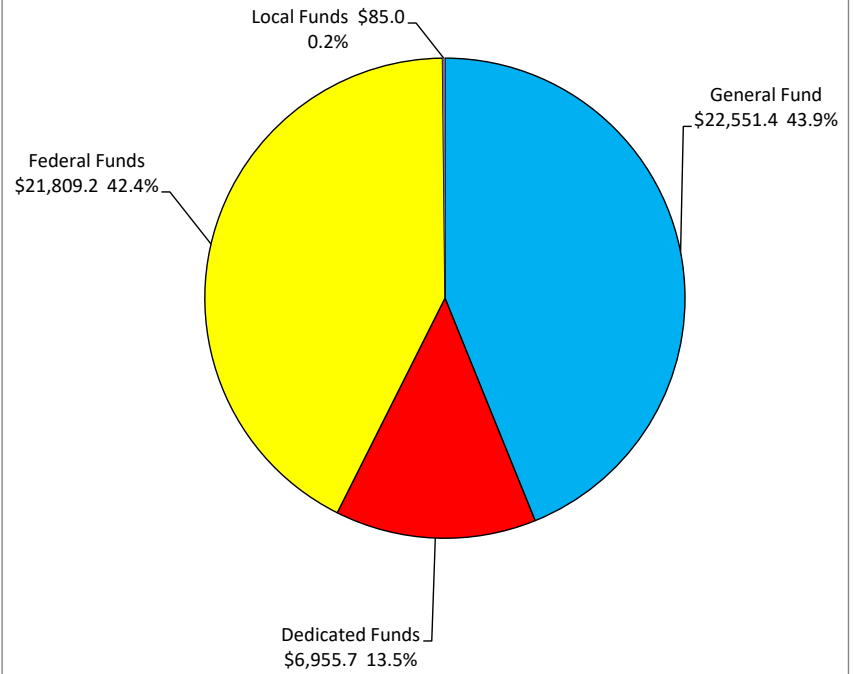
**TOTAL APPROPRIATIONS BY FUND TYPE  
2024-2025 BIENNIUM  
\$103,040.3 Million**

**FY 2022-2023 \$51,639.0 Million**



Sector Values in Millions of Dollars  
Source: Indiana State Budget Agency

**FY 2024-2025 \$51,401.3 Million**

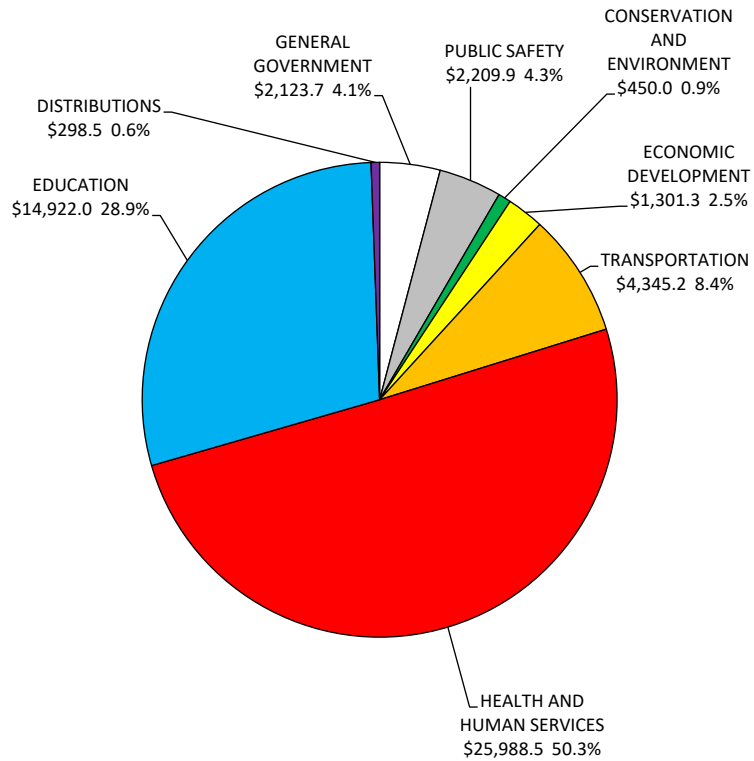


Sector Values in Millions of Dollars  
Source: Indiana State Budget Agency



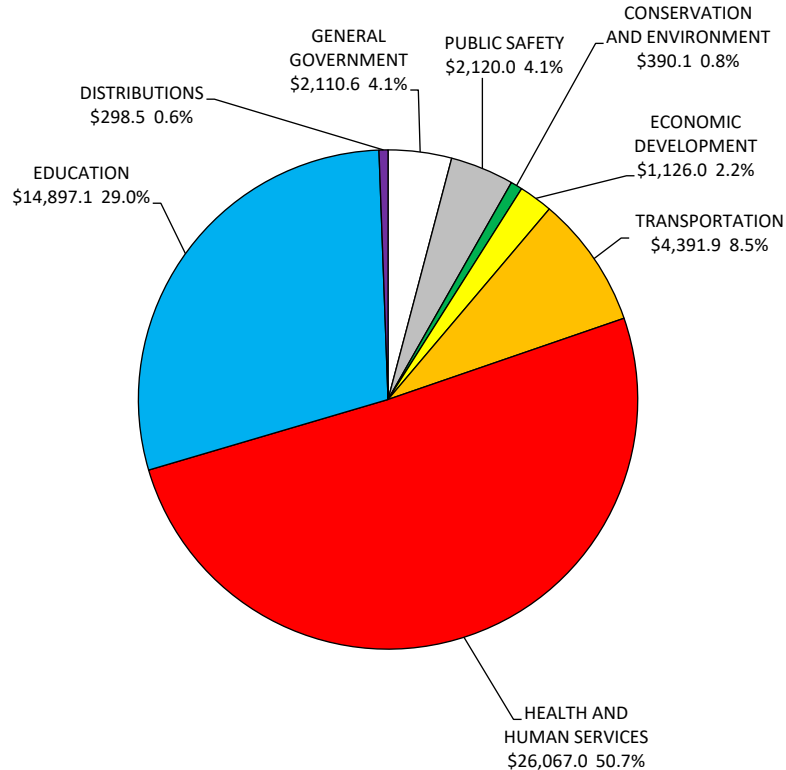
**TOTAL APPROPRIATIONS BY FUNCTIONAL CATEGORY  
2024-2025 BIENNIUM  
\$103,040.3 Million**

**FY 2022-2023 \$51,639.0 Million**



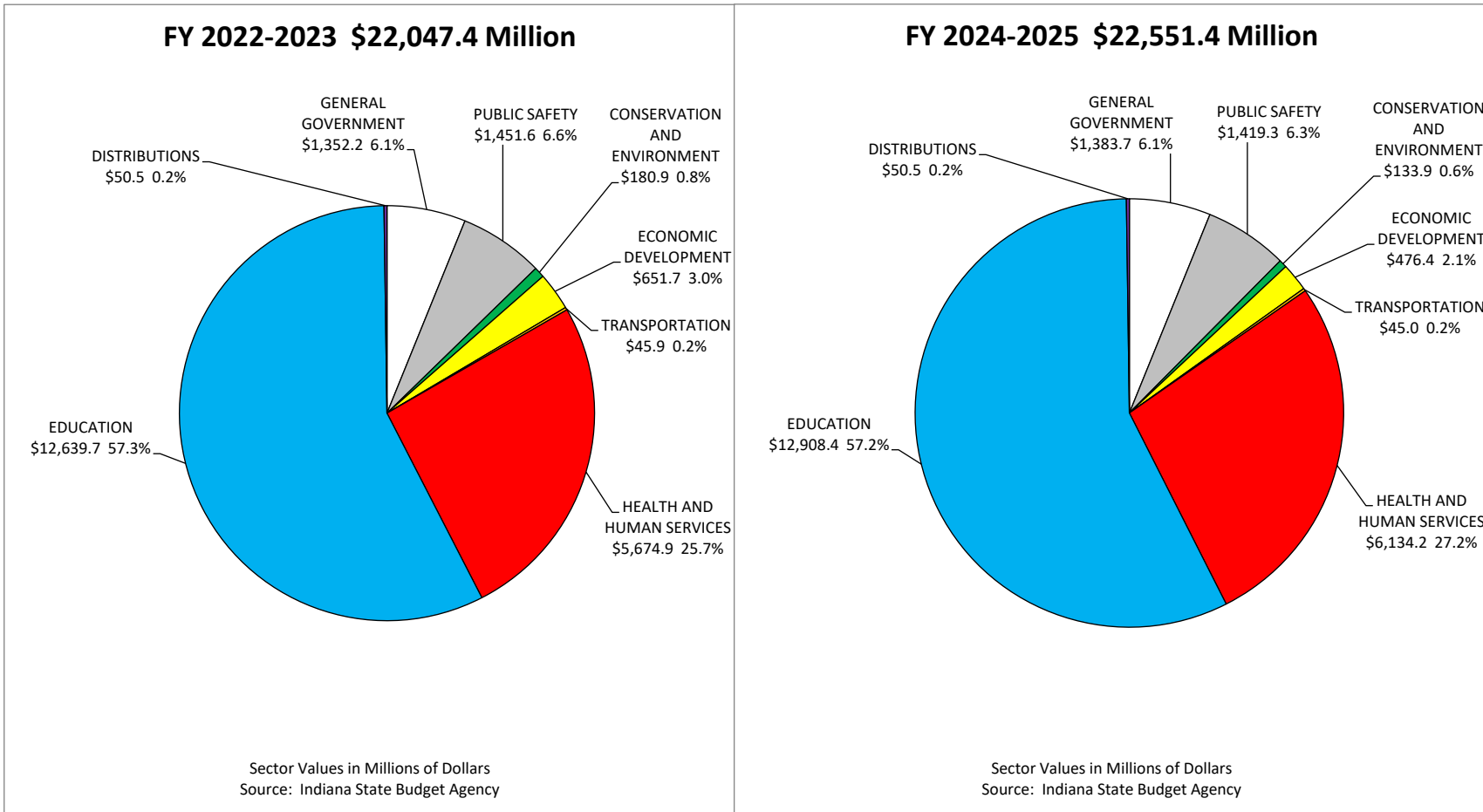
Sector Values in Millions of Dollars  
Source: Indiana State Budget Agency

**FY 2024-2025 \$51,401.3 Million**

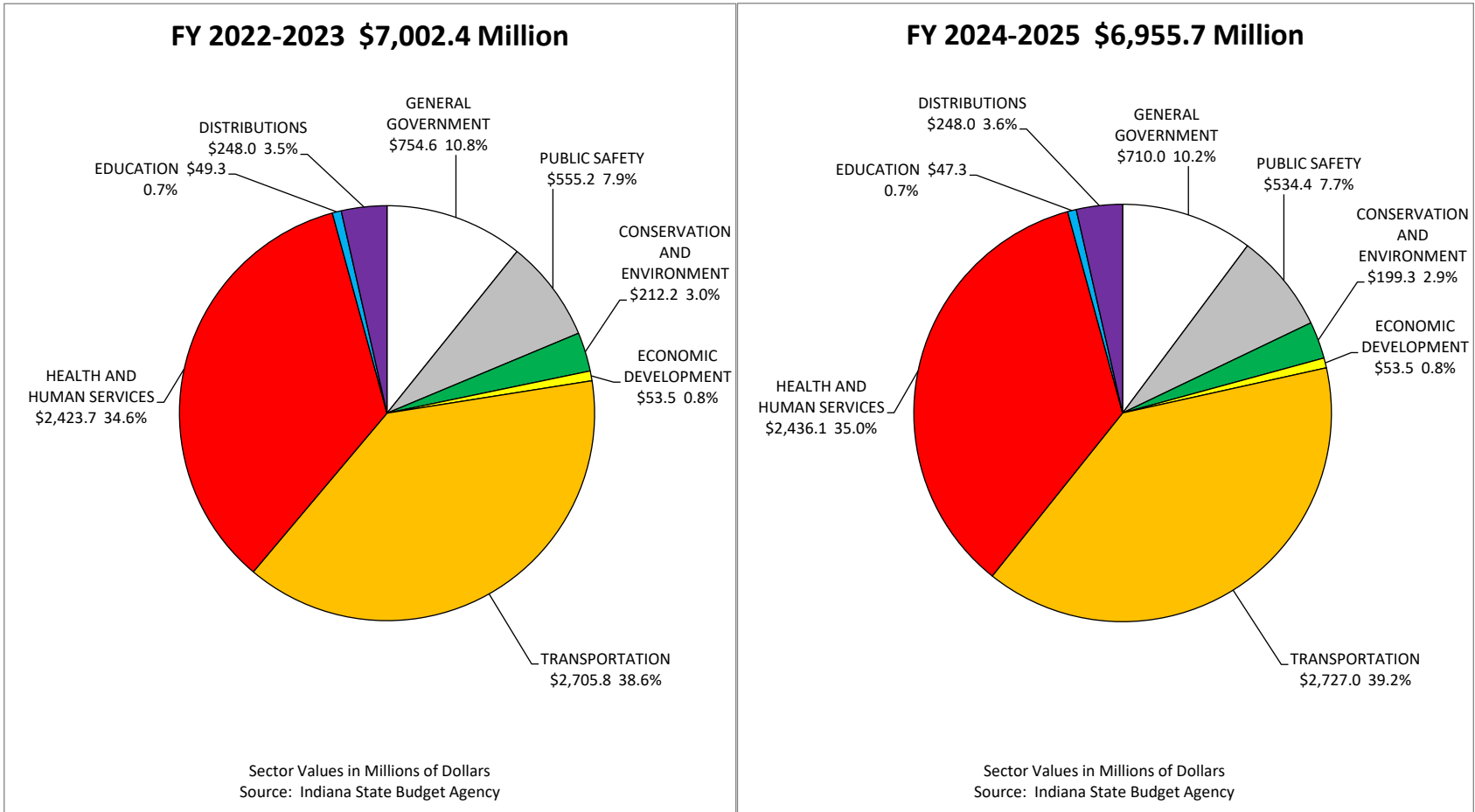


Sector Values in Millions of Dollars  
Source: Indiana State Budget Agency

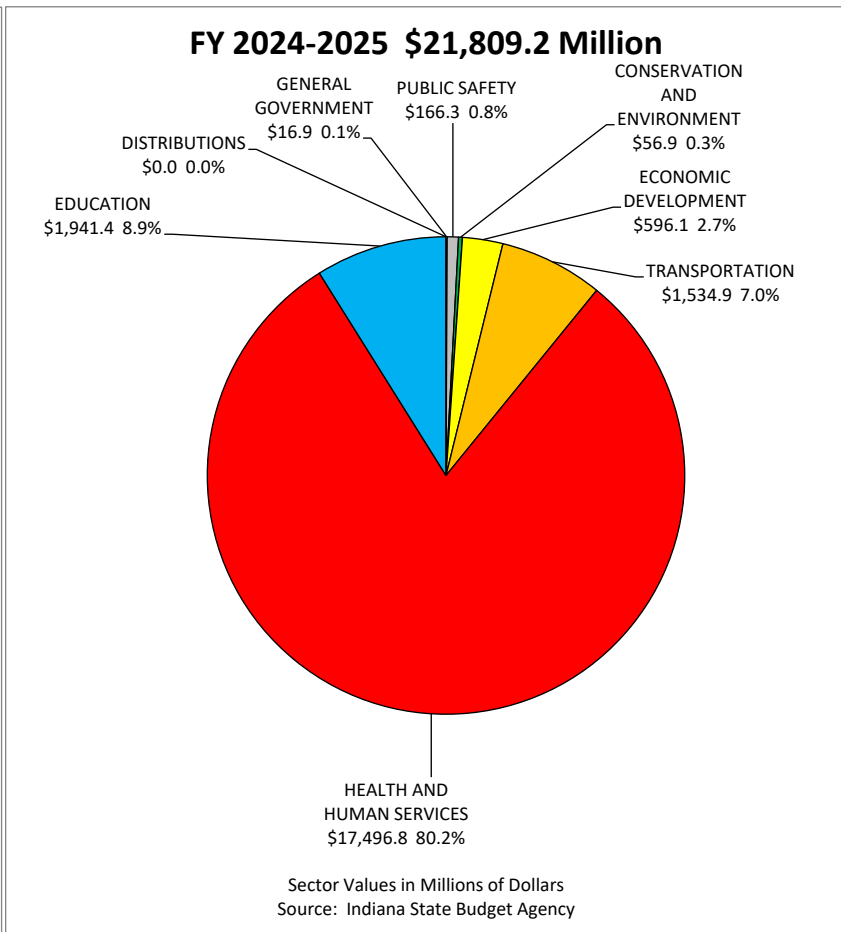
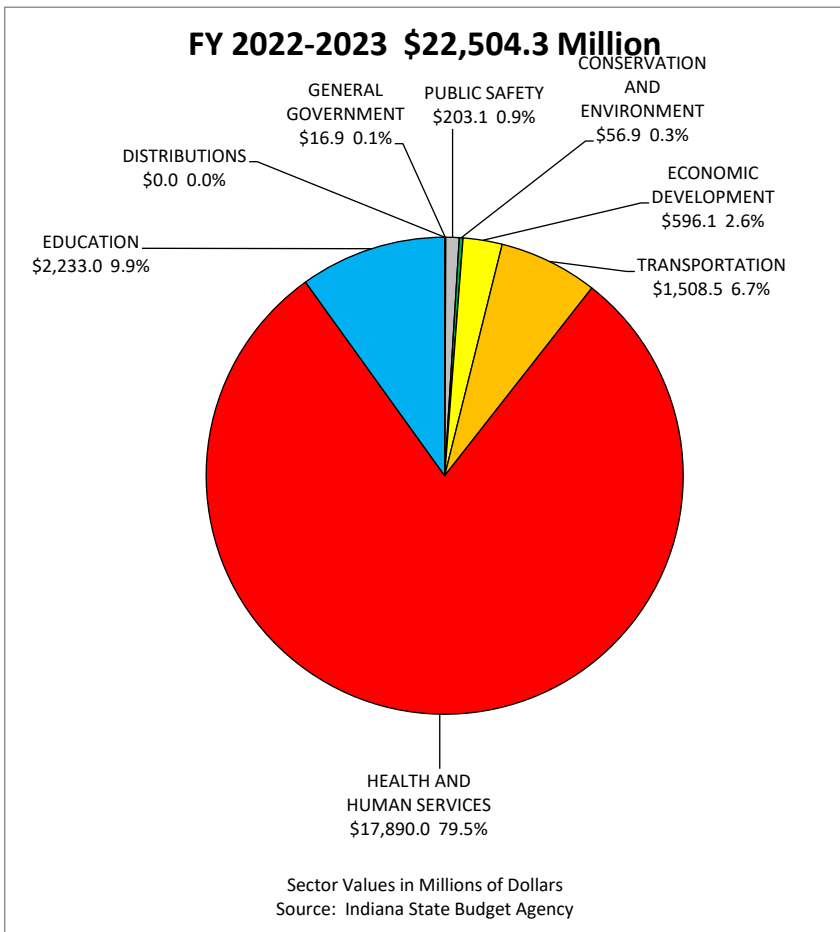
### GENERAL FUND APPROPRIATIONS BY FUNCTIONAL CATEGORY 2024-2025 BIENNIUM \$44,598.8 Million



**DEDICATED FUND APPROPRIATIONS BY FUNCTIONAL CATEGORY**  
**2024-2025 BIENNIUM**  
**\$13,958.1 Million**



**FEDERAL FUNDS BY FUNCTIONAL CATEGORY  
2024-2025 BIENNIUM  
\$44,313.5 Million**



(This page intentionally left blank.)