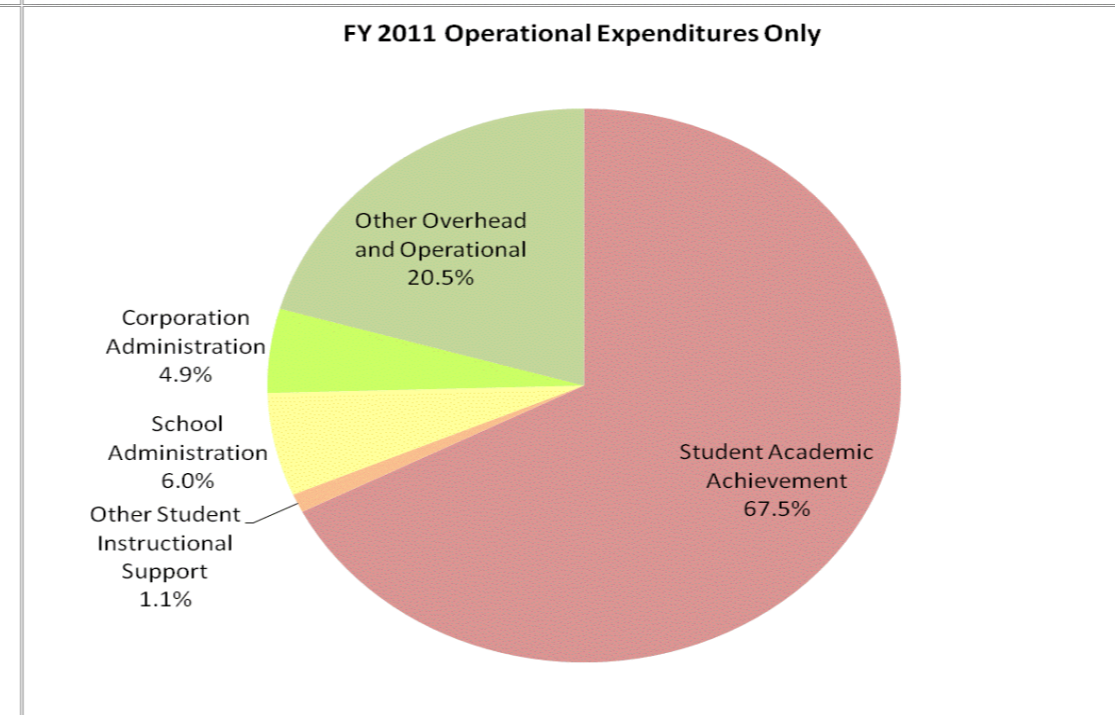
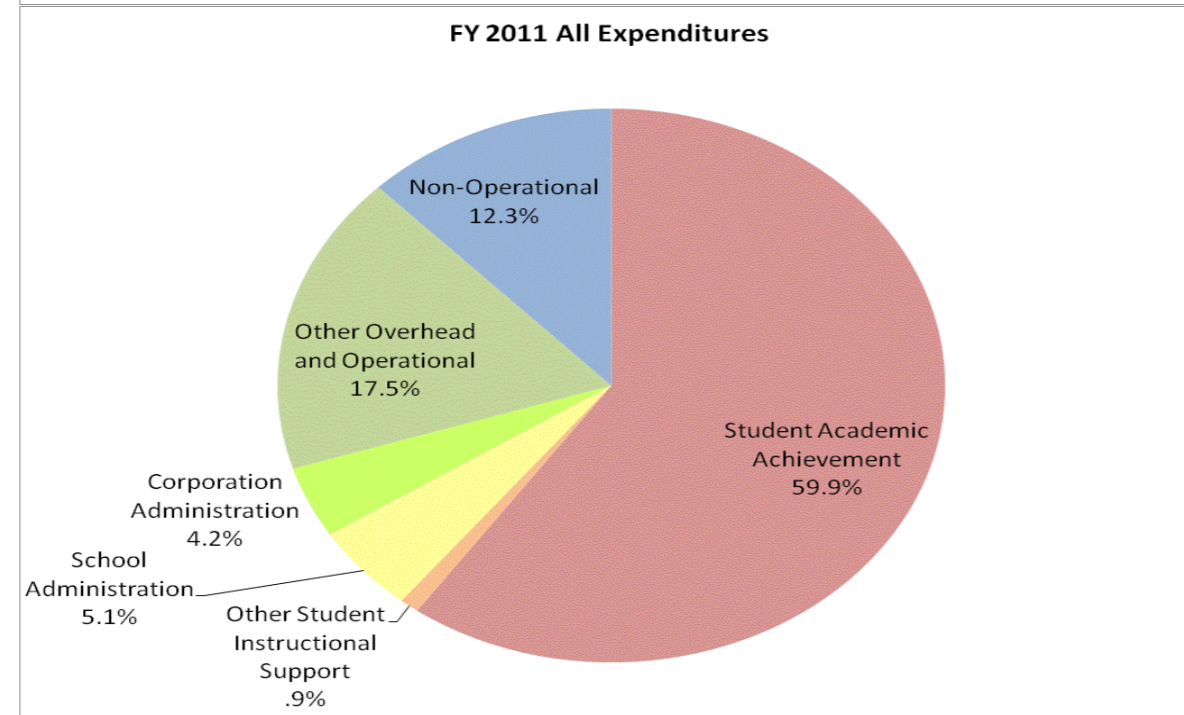
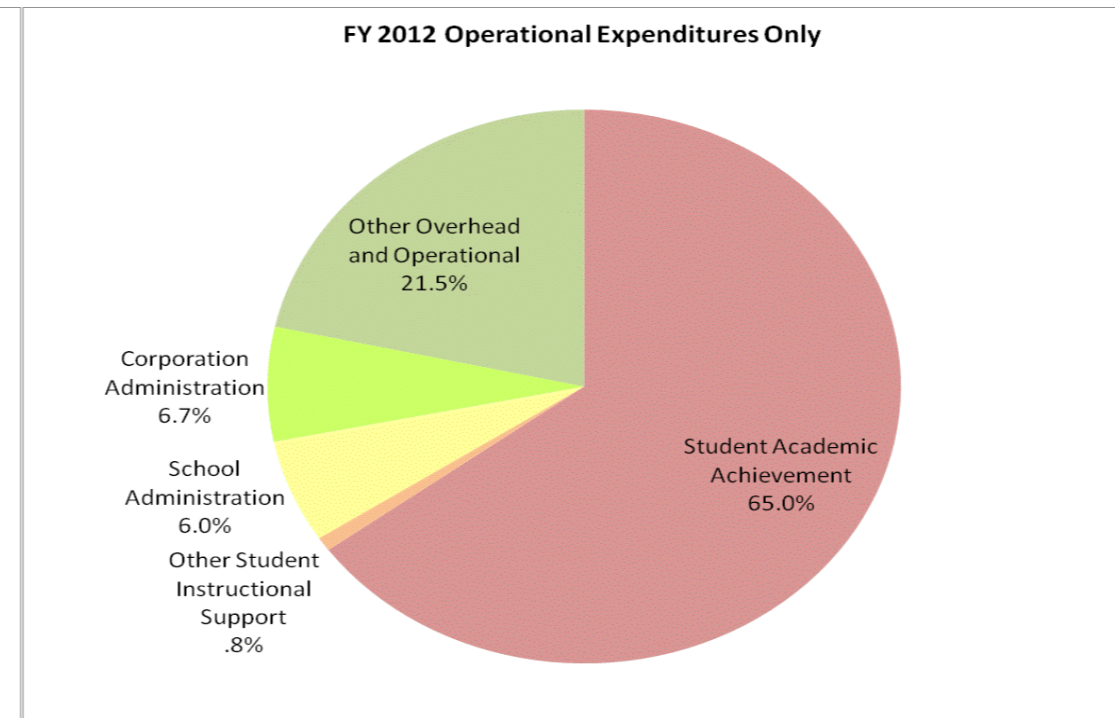
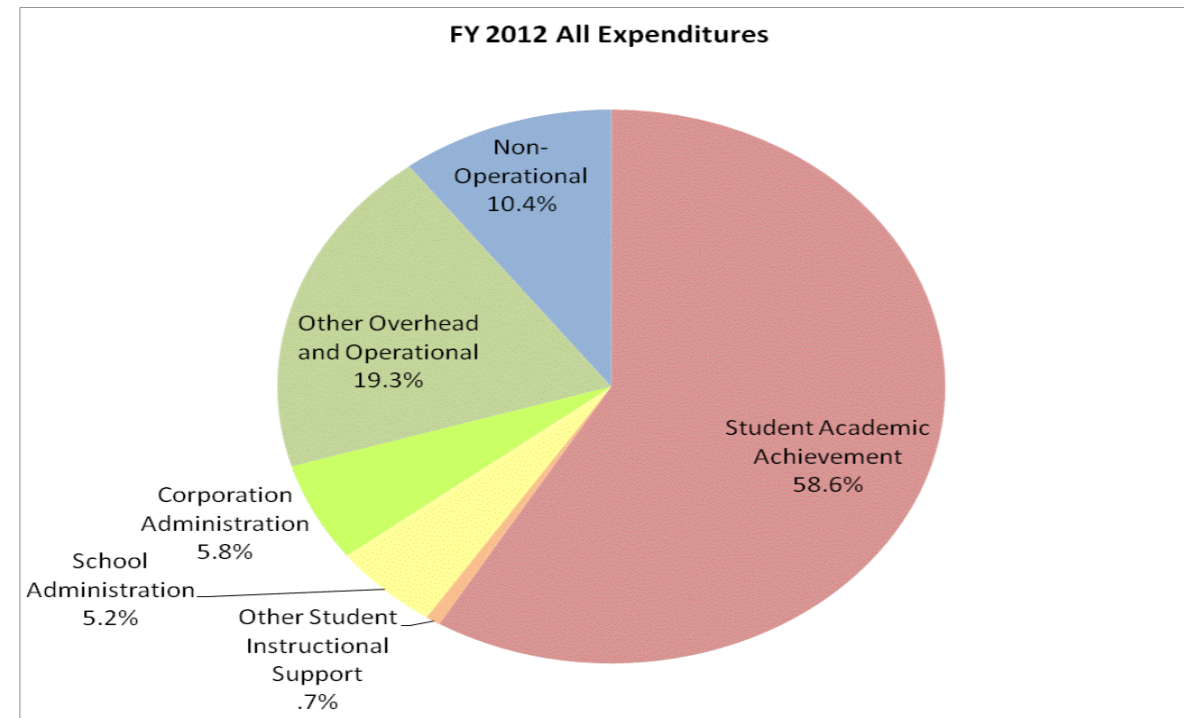


**School Corporation Expenditures by Expenditure Type  
Biannual Financial Report Data July 2011 - June 2012  
Scott County School District 1 (7230)**

Scott County School District 1 (7230)

Student Instructional Category	FY06 % of Total		FY09 % of Total		FY11 % of Total		FY12 % of Total	
	FY 2006	Exp	FY 2009	Exp	FY 2011	Exp	FY 2012	Exp
Student Academic Achievement	\$8,806,815	57.8%	\$8,417,570	57.6%	\$8,443,345	59.9%	\$8,428,132	58.6%
Student Instructional Support	\$744,430	4.9%	\$890,027	6.1%	\$854,464	6.1%	\$854,395	5.9%
Overhead and Operational	\$3,074,063	20.2%	\$3,442,981	23.6%	\$3,062,062	21.7%	\$3,603,742	25.1%
Nonoperational	\$2,622,491	17.2%	\$1,863,486	12.8%	\$1,734,522	12.3%	\$1,490,067	10.4%
<b>Grand Total</b>	<b>\$15,247,799</b>		<b>\$14,614,063</b>		<b>\$14,094,393</b>		<b>\$14,376,336</b>	

	FY 2006	FY 2009	FY 2011	FY 2012
<b>Student Instructional Expenditures (Academic Achievement plus Support)</b>	<b>62.6%</b>	<b>63.7%</b>	<b>66.0%</b>	<b>64.6%</b>



**School Corporation Expenditures by Expenditure Type  
Biannual Financial Report Data July 2011 - June 2012  
Scott County School District 1 (7230)**

Student Instructional Category	Account	FY 2006	FY 2009	FY 2011	FY 2012	Increase from FY 2006	Increase from FY 2009	Increase from previous year
<b>Student Academic Achievement</b>								
	11050 Regular Programs; Full Day Kindergarten	\$0	\$119,657	\$170,991	\$295,179		147%	73%
	11100 Regular Programs; Elementary	\$2,099,698	\$2,816,084	\$2,908,896	\$2,796,041	33%	-1%	-4%
	11200 Regular Programs; Middle/Junior High	\$1,045,387	\$1,242,342	\$1,214,161	\$1,242,872	19%	0%	2%
	11300 Regular Programs; High School	\$1,328,257	\$1,710,196	\$1,666,594	\$1,539,843	16%	-10%	-8%
	11350 Regular Programs; High School; Academic Honors Diploma	\$23,328	\$0	\$0	\$0	-100%		
	11355 Regular Programs; High School; Academic Honors High Ability Student Programs	\$0	\$0	\$0	\$45,067			
	11910 Other Regular Programs; Competency Testing	\$36,009	\$0	\$0	\$0	-100%		
	12110 Gifted And Talented; Gifted and Talented	\$8,276	\$3,465	\$30,442	\$11,419	38%	230%	-62%
	12210 Mental Disabilities; Mild Mental Disabilities	\$158,772	\$256,144	\$208,872	\$201,590	27%	-21%	-3%
	12220 Mental Disabilities; Moderate Mental Disabilities	\$298	\$150	\$0	\$0	-100%	-100%	
	12350 Physical Impairment; Homebound	\$222	\$225	\$91	\$3,559	> 500%	> 500%	> 500%
	12510 Culturally Different; Communication Disorders	\$10,838	\$3,865	\$339	\$393	-96%	-90%	16%
	12520 Culturally Different; Compensatory	\$106,105	\$170,123	\$285,108	\$251,649	137%	48%	-12%
	12610 Learning Disability	\$46,012	\$57,142	\$63,119	\$47,235	3%	-17%	-25%
	12710 Equal Opportunity At Risk	\$250,860	\$269,438	\$275,449	\$289,534	15%	7%	5%
	12810 Special Education Preschool	\$0	\$0	\$79,373	\$83,868			6%
	12900 Other Special Programs	\$49,395	\$0	\$0	\$0	-100%		
	14100 Summer School Programs; Elementary	\$76,458	\$99,460	\$67,824	\$32,790	-57%	-67%	-52%
	14300 Summer School Programs; High School	\$61,818	\$37,529	\$42,988	\$39,334	-36%	5%	-9%
	16100 Remediation Testing	\$0	\$3,008	\$5,949	\$0		-100%	-100%
	16200 Preventive Remediation	\$1,225	\$13,326	\$0	\$4,950	304%	-63%	
	17300 Payments to Other Governmental Units Within State; Area Vocational School (Participa	\$37,098	\$94,272	\$58,455	\$66,004	78%	-30%	13%
	17400 Payments to Other Governmental Units Within State; Joint Services and Supply; Specia	\$43,314	\$33,000	\$31,625	\$24,750	-43%	-25%	-22%
	17500 Payments to Other Governmental Units Within State; Special Education; Interlocal Agre	\$410,309	\$595,499	\$589,914	\$604,924	47%	2%	3%
	17600 Payments to Other Governmental Units Within State; Joint Services and Supply; Other	\$8,785	\$7,811	\$11,430	\$1,158	-87%	-85%	-90%
	22120 Improvement of Instruction; Instruction and Curriculum Development	\$103,135	\$41,720	\$52,961	\$60,996	-41%	46%	15%
	22130 Improvement of Instruction; Instructional Staff Training	\$17,896	\$28,282	\$5,553	\$3,926	-78%	-86%	-29%
	22220 Library/Media Services; School Library	\$216,106	\$239,652	\$106,511	\$101,615	-53%	-58%	-5%
	22230 Library/Media Services; Audiovisual	\$486	\$683	\$0	\$0	-100%	-100%	
	22240 Library/Media Services; Educational Television	\$11,573	\$0	\$2,698	\$0	-100%		-100%
	22250 Library/Media Services; Computer Assisted Instruction Services	\$1,645	\$20,787	\$3,400	\$11,066	> 500%	-47%	225%
	22290 Library/Media Services; Other Educational Media Services	\$10,506	\$13,310	\$0	\$0	-100%	-100%	
	22310 Instruction, Related Technology; Technology Service Supervision and Administration	\$78,720	\$147,545	\$208,267	\$191,471	143%	30%	-8%
	22360 Instruction, Related Technology; Network Support	\$53,341	\$185,625	\$60,212	\$78,965	48%	-57%	31%
	22370 Instruction, Related Technology; Hardware Maintenance and Support	\$0	\$58,599	\$244,758	\$214,327		266%	-12%
	25520 Textbooks for Rent or Resale; Textbooks, Workbooks, and Repairs	\$144,210	\$148,631	\$47,367	\$182,299	26%	23%	285%
	25590 Textbooks for Rent or Resale; Other Textbook Resale Services	\$0	\$0	\$0	\$1,310			
	26497 2007 Account Code - Teachers Retirement Fund	\$304,876	\$0	\$0	\$0			
<b>Student Academic Achievement Total</b>		<b>\$6,744,957</b>	<b>\$8,417,570</b>	<b>\$8,443,345</b>	<b>\$8,428,132</b>	<b>25%</b>	<b>0%</b>	<b>0%</b>
<b>Student Instructional Support</b>								
	21120 Attendance and Social Work Services; Attendance Services	\$63,541	\$71,085	\$26,296	\$0	-100%	-100%	-100%
	21220 Guidance Services; Counseling Services	\$31,734	\$29,819	\$30,238	\$29,947	-6%	0%	-1%
	21290 Guidance Services; Other Guidance Services	\$1,732	\$0	\$0	\$1,235	-29%		
	21340 Health Services; Nurse Services	\$34,121	\$75,287	\$75,208	\$72,170	112%	-4%	-4%
	24100 Office of The Principal	\$494,407	\$713,836	\$722,721	\$751,043	52%	5%	4%
<b>Student Instructional Support Total</b>		<b>\$625,535</b>	<b>\$890,027</b>	<b>\$854,464</b>	<b>\$854,395</b>	<b>37%</b>	<b>-4%</b>	<b>0%</b>
<b>Overhead and Operational</b>								
	23110 Board of Education; Service Area Direction	\$10,000	\$10,383	\$10,765	\$10,765	8%	4%	0%
	23150 Board of Education; Legal Services	\$300	\$1,485	\$400	\$940	213%	-37%	135%
	23160 Board of Education; Promotion Expenses	\$2,999	\$6,974	\$6,546	\$7,717	157%	11%	18%
	23210 Executive Administration; Office of The Superintendent	\$341,890	\$509,155	\$517,724	\$548,904	61%	8%	6%
	23230 Executive Administration; Staff Relations and Negotiations	\$10,989	\$6,815	\$0	\$197,786	> 500%	> 500%	
	25191 Other Fiscal Services; Refund of Revenue	\$566	\$44,073	\$3,924	\$25,006	> 500%	-43%	> 500%
	25195 Other Fiscal Services; Bank Account Service Charge	\$0	\$0	\$1,439	\$89			-94%
	25750 Personnel Services; Health Services	\$8,507	\$4,350	\$2,127	\$2,779	-67%	-36%	31%

**School Corporation Expenditures by Expenditure Type  
Biannual Financial Report Data July 2011 - June 2012  
Scott County School District 1 (7230)**

Student Instructional Category	Account	FY 2006	FY 2009	FY 2011	FY 2012	Increase from FY 2006	Increase from FY 2009	Increase from previous year
	25790 Personnel Services; Other Professional Services	\$0	\$43,251	\$47,471	\$38,009		-12%	-20%
	26200 Operation and Maintenance of Plant Services; Maintenance of Buildings	\$1,101,792	\$1,406,717	\$1,255,113	\$1,323,901	20%	-6%	5%
	26300 Operation and Maintenance of Plant Services; Maintenance of Grounds	\$19,466	\$29,602	\$14,163	\$27,629	42%	-7%	95%
	26400 Operation and Maintenance of Plant Services; Maintenance of Equipment	\$79,774	\$64,644	\$23,059	\$21,946	-72%	-66%	-5%
	26495 2007 Account Code - Support Services, Central ; Other Staff Services ; Official Bonds	\$2,080	\$0	\$0	\$0			
	26500 Operation and Maintenance of Plant Services; Vehicle Maintenance (not buses)	\$25,048	\$12,289	\$8,590	\$11,344	-55%	-8%	32%
	26600 Operation and Maintenance of Plant Services; Security Services	\$24,872	\$25,678	\$48,234	\$50,192	102%	95%	4%
	26700 Operation and Maintenance of Plant Services; Insurance	\$107,284	\$82,206	\$123,984	\$116,582	9%	42%	-6%
	27100 Student Transportation; Vehicle Operation	\$274,645	\$225,761	\$234,362	\$239,238	-13%	6%	2%
	27200 Student Transportation; Monitoring Services	\$16,856	\$20,985	\$21,618	\$37,040	120%	77%	71%
	27300 Student Transportation; Vehicle Servicing and Maintenance	\$65,061	\$65,436	\$63,916	\$83,178	28%	27%	30%
	27400 Student Transportation; Purchase of School Buses	\$97,228	\$147,343	\$0	\$84,091	-14%	-43%	
	27500 Student Transportation; Insurance on Buses	\$29,698	\$26,511	\$25,931	\$19,436	-35%	-27%	-25%
	27700 Student Transportation; Contracted Transportation Services	\$25,543	\$26,826	\$25,298	\$34,910	37%	30%	38%
	31200 Food Services Operations; Food Preparation and Dispensing	\$292,504	\$335,747	\$326,352	\$359,486	23%	7%	10%
	31400 Food Services Operations; Food Purchases	\$321,424	\$342,770	\$293,166	\$358,709	12%	5%	22%
	31900 Other Food Services	\$2,165	\$3,982	\$7,881	\$4,067	88%	2%	-48%
<b>Overhead and Operational Total</b>		<b>\$2,860,688</b>	<b>\$3,442,981</b>	<b>\$3,062,062</b>	<b>\$3,603,742</b>	<b>26%</b>	<b>5%</b>	<b>18%</b>
<b>Nonoperational</b>								
	33200 Community Recreation	\$15,007	\$27,775	\$17,892	\$11,652	-22%	-58%	-35%
	33400 Athletic Coaches	\$114,546	\$159,277	\$141,063	\$145,793	27%	-8%	3%
	33500 Welfare Activities Services	\$35,298	\$31,914	\$24,602	\$32,590	-8%	2%	32%
	33990 Other Community Services; Other	\$6,139	\$11,849	\$0	\$2,424	-61%	-80%	
	41000 Facilities Acquisition and Construction; Land Acquisition and Development	\$442,687	\$7,510	\$0	\$0	-100%	-100%	
	43000 Facilities Acquisition and Construction; Professional Services	\$0	\$1,500	\$0	\$0		-100%	
	45100 Building Acquisition, Construction and Improvements	\$229,182	\$102,164	\$0	\$7,898	-97%	-92%	
	45200 Building Acquisition, Construction and Improvement; Energy Savings Contracts	\$0	\$30,992	\$63,575	\$61,984		100%	-3%
	45400 Building Acquisition, Construction and Improvement; Sports Facilities	\$48,146	\$0	\$0	\$7,846	-84%		
	47000 Facilities Acquisition and Construction; Purchase of Mobile or Fixed Equipment	\$247,291	\$25,638	\$66,046	\$75,930	-69%	196%	15%
	51100 Debt Services; Principal on Debt; Bonds	\$157,346	\$160,453	\$159,430	\$160,847	2%	0%	1%
	52600 Debt Services; Interest on Debt; Other Department of Local Government Finance Apprc	\$0	\$0	\$11,665	\$11,665			0%
	53100 Debt Services; Lease Rental; Buildings ; Principal	\$406,996	\$473,000	\$525,000	\$265,000	-35%	-44%	-50%
	54100 Veterans' Memorial Fund; Principal	\$11,400	\$35,593	\$10,850	\$10,750	-6%	-70%	-1%
	54200 Common School Fund; Principal	\$884,425	\$795,821	\$714,399	\$695,688	-21%	-13%	-3%
<b>Nonoperational Total</b>		<b>\$2,598,461</b>	<b>\$1,863,486</b>	<b>\$1,734,522</b>	<b>\$1,490,067</b>	<b>-43%</b>	<b>-20%</b>	<b>-14%</b>
<b>Prorated By Fund</b>								
	26491 2007 Account Code - PERF	\$90,316	\$0	\$0	\$0			
	26492 2007 Account Code - Social Security	\$516,433	\$0	\$0	\$0			
	26493 2007 Account Code - Workmen's Compensation	\$48,428	\$0	\$0	\$0			
	26494 2007 Account Code - Group Insurance	\$471,339	\$0	\$0	\$0			
	26496 2007 Account Code - Unemployment Compensation	\$8,841	\$0	\$0	\$0			
	26498 2007 Account Code - Severance / Early Retirement Pay	\$1,282,799	\$0	\$0	\$0			
<b>Prorated By Fund Total</b>		<b>\$2,418,157</b>	<b>\$0</b>	<b>\$0</b>	<b>\$0</b>			