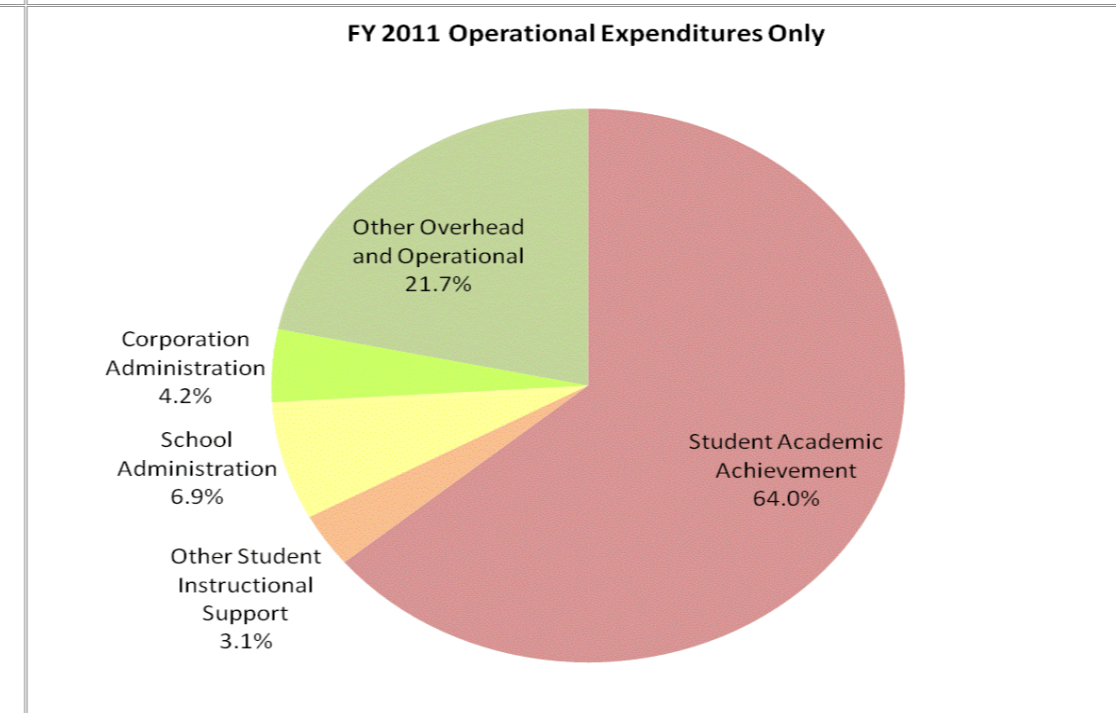
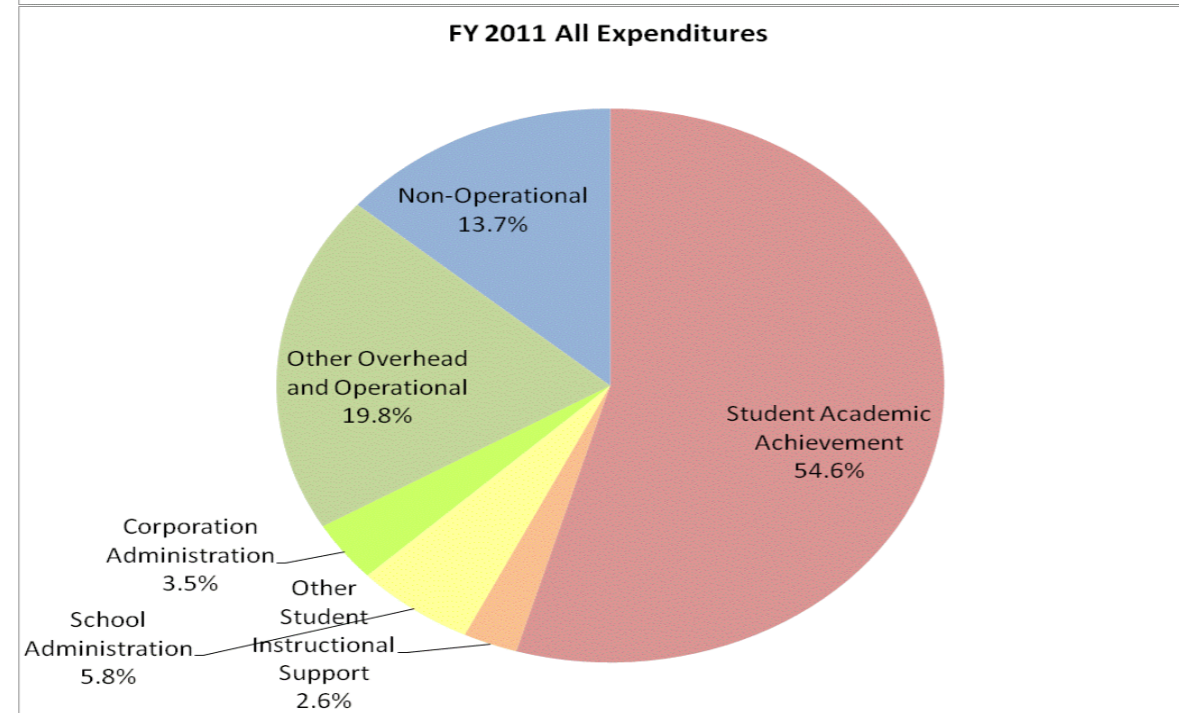
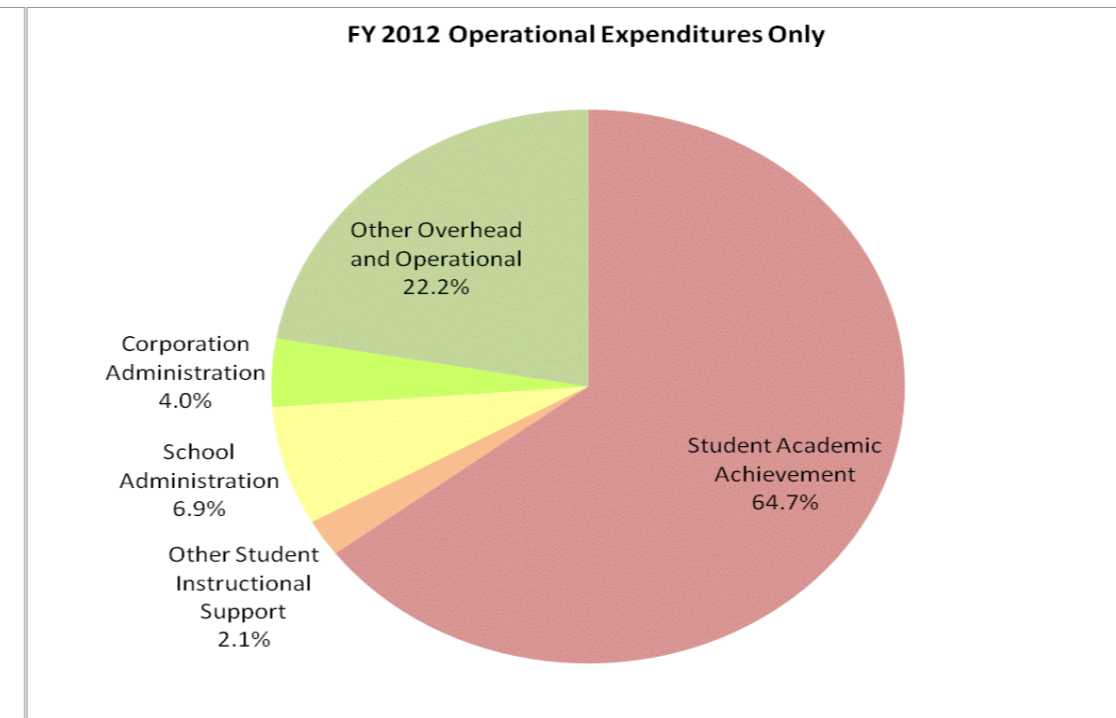
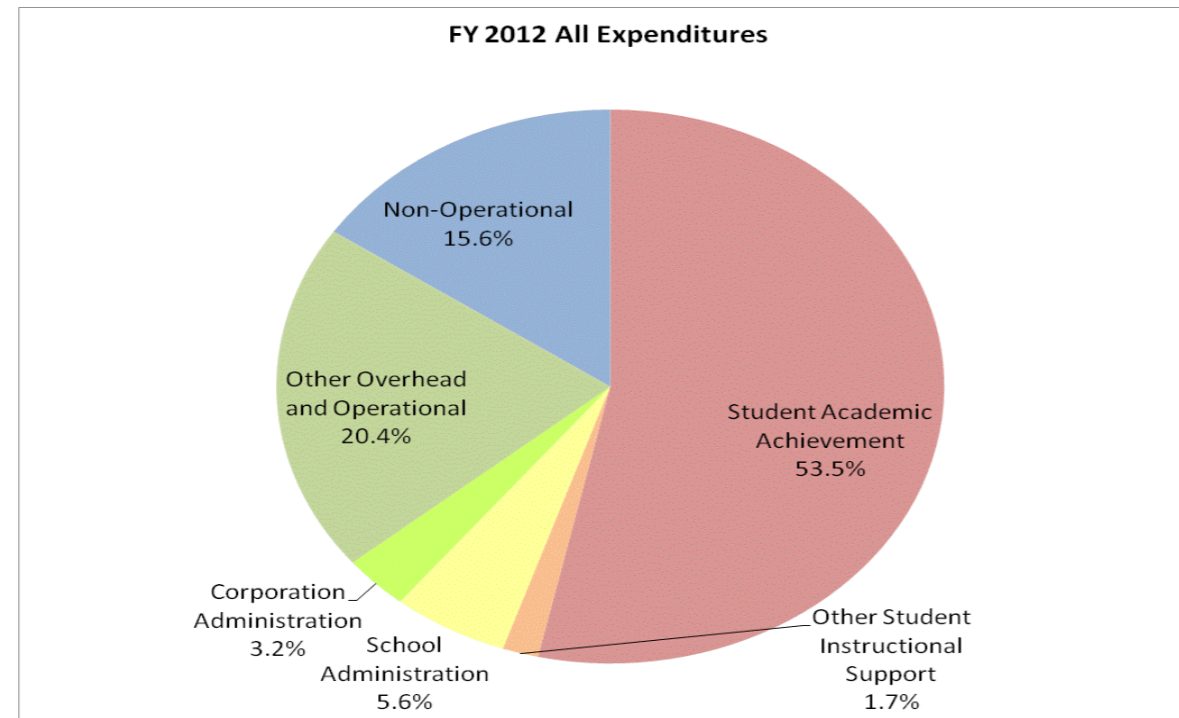


School Corporation Expenditures by Expenditure Type
Biannual Financial Report Data July 2011 - June 2012
Monroe Central School Corp (6820)

Monroe Central School Corp (6820)

Student Instructional Category	FY06 % of Total		FY09 % of Total		FY11 % of Total		FY12 % of Total	
	FY 2006	Exp	FY 2009	Exp	FY 2011	Exp	FY 2012	Exp
Student Academic Achievement	\$5,045,140	59.0%	\$5,171,715	54.1%	\$5,282,619	54.6%	\$5,619,138	53.5%
Student Instructional Support	\$645,627	7.6%	\$773,058	8.1%	\$816,065	8.4%	\$773,539	7.4%
Overhead and Operational	\$1,810,019	21.2%	\$2,104,638	22.0%	\$2,259,224	23.3%	\$2,478,548	23.6%
Nonoperational	\$1,049,422	12.3%	\$1,505,318	15.8%	\$1,324,861	13.7%	\$1,634,011	15.6%
Grand Total	\$8,550,207		\$9,554,729		\$9,682,768		\$10,505,236	

	FY 2006	FY 2009	FY 2011	FY 2012
Student Instructional Expenditures (Academic Achievement plus Support)	66.6%	62.2%	63.0%	60.9%



School Corporation Expenditures by Expenditure Type
Biannual Financial Report Data July 2011 - June 2012
Monroe Central School Corp (6820)

Student Instructional Category	Account	FY 2006	FY 2009	FY 2011	FY 2012	Increase from FY 2006	Increase from FY 2009	Increase from previous year
Student Academic Achievement								
	11050 Regular Programs; Full Day Kindergarten	\$0	\$0	\$0	\$107,949			
	11100 Regular Programs; Elementary	\$1,586,754	\$2,076,426	\$2,171,166	\$2,071,891	31%	0%	-5%
	11300 Regular Programs; High School	\$1,352,883	\$1,803,641	\$1,654,102	\$1,740,488	29%	-4%	5%
	11350 Regular Programs; High School; Academic Honors Diploma	\$41,399	\$55,546	\$63,298	\$16,341	-61%	-71%	-74%
	11420 Vocational Education; Agriculture B	\$44,178	\$59,938	\$68,133	\$69,122	56%	15%	1%
	11450 Vocational Education; Consumer and Homemaking	\$87,555	\$47,435	\$51,152	\$52,946	-40%	12%	4%
	11510 Vocational Education; Cooperative Education	\$25,372	\$29,401	\$32,971	\$36,675	45%	25%	11%
	12110 Gifted And Talented; Gifted and Talented	\$45,335	\$11,957	\$5,421	\$200	-100%	-98%	-96%
	12210 Mental Disabilities; Mild Mental Disabilities	\$251,787	\$235,487	\$275,287	\$390,132	55%	66%	42%
	12350 Physical Impairment; Homebound	\$0	\$0	\$0	\$1,252			
	12510 Culturally Different; Communication Disorders	\$43,731	\$83,968	\$104,239	\$113,214	159%	35%	9%
	12520 Culturally Different; Compensatory	\$0	\$0	\$15	\$0			-100%
	12610 Learning Disability	\$73,510	\$130,156	\$190,870	\$149,773	104%	15%	-22%
	12710 Equal Opportunity At Risk	\$33,274	\$37,601	\$0	\$0	-100%	-100%	
	12810 Special Education Preschool	\$0	\$0	\$57,750	\$68,750			19%
	12900 Other Special Programs	\$1,614	\$1,623	\$92,386	\$103,125	> 500%	> 500%	12%
	14300 Summer School Programs; High School	\$6,544	\$0	\$0	\$0	-100%		
	16100 Remediation Testing	\$27,205	\$9,011	\$0	\$14,456	-47%	60%	
	17300 Payments to Other Governmental Units Within State; Area Vocational School (Participa	\$77,878	\$39,544	\$45,857	\$71,880	-8%	82%	57%
	17400 Payments to Other Governmental Units Within State; Joint Services and Supply; Speci	\$81,097	\$139,729	\$68,583	\$42,598	-47%	-70%	-38%
	17900 Payments to Other Governmental Units Within State; Other	\$0	\$819	\$0	\$0		-100%	
	22190 Improvement of Instruction; Other Improvement of Instructional Services	\$7,219	\$9,669	\$21,582	\$3,141	-56%	-68%	-85%
	22220 Library/Media Services; School Library	\$113,683	\$104,303	\$123,781	\$124,609	10%	19%	1%
	22230 Library/Media Services; Audiovisual	\$720	\$612	\$1,355	\$1,077	50%	76%	-20%
	22250 Library/Media Services; Computer Assisted Instruction Services	\$76,412	\$57,905	\$68,036	\$114,005	49%	97%	68%
	22360 Instruction, Related Technology; Network Support	\$69,454	\$144,711	\$157,020	\$149,134	115%	3%	-5%
	22900 Other Support Service, Instructional Staff	\$0	\$0	\$0	\$12,322			
	25520 Textbooks for Rent or Resale; Textbooks, Workbooks, and Repairs	\$74,101	\$86,500	\$22,819	\$157,558	113%	82%	> 500%
	25560 Textbooks for Rent or Resale; Textbooks and Workbooks	\$0	\$5,733	\$6,796	\$6,502		13%	-4%
	26497 2007 Account Code - Teachers Retirement Fund	\$240,829	\$0	\$0	\$0			
Student Academic Achievement Total		\$4,362,534	\$5,171,715	\$5,282,619	\$5,619,138	29%	9%	6%
Student Instructional Support								
	21110 Attendance and Social Work Services; Service Area Direction	\$5,000	\$2,488	\$4,200	\$7,500	50%	201%	79%
	21220 Guidance Services; Counseling Services	\$58,447	\$81,908	\$147,775	\$140,604	141%	72%	-5%
	21340 Health Services; Nurse Services	\$55,363	\$69,974	\$102,817	\$34,625	-37%	-51%	-66%
	21390 Health Services; Other Health Services	\$297	\$0	\$0	\$0	-100%		
	24100 Office of The Principal	\$427,761	\$618,688	\$561,273	\$590,810	38%	-5%	5%
Student Instructional Support Total		\$546,869	\$773,058	\$816,065	\$773,539	41%	0%	-5%
Overhead and Operational								
	23110 Board of Education; Service Area Direction	\$13,260	\$24,106	\$57,634	\$12,850	-3%	-47%	-78%
	23120 Board of Education; Service Area Assistants	\$80,216	\$93,287	\$142,215	\$136,749	70%	47%	-4%
	23150 Board of Education; Legal Services	\$0	\$17,134	\$21,629	\$6,843		-60%	-68%
	23160 Board of Education; Promotion Expenses	\$3,081	\$8,387	\$4,349	\$7,553	145%	-10%	74%
	23190 Board of Education; Other Governing Body Services	\$0	\$0	\$13	\$0			-100%
	23210 Executive Administration; Office of The Superintendent	\$94,727	\$140,099	\$107,812	\$130,750	38%	-7%	21%
	23290 Executive Administration; Other Executive Administration Services	\$12,528	\$9,698	\$6,674	\$6,305	-50%	-35%	-6%
	25191 Other Fiscal Services; Refund of Revenue	\$517	\$0	\$12	\$0	-100%		-100%
	25195 Other Fiscal Services; Bank Account Service Charge	\$1,481	\$948	\$902	\$1,933	31%	104%	114%
	25400 Planning, Research, Development and Evaluation	\$0	\$933	\$0	\$0		-100%	
	25790 Personnel Services; Other Professional Services	\$0	\$0	\$0	\$23,847			
	25840 Administrative Technology Services; Systems Operations	\$0	\$0	\$2,055	\$4,110			100%
	25920 Ditch Assessments	\$259	\$1,808	\$213	\$248	-4%	-86%	16%
	25990 Other Support Services, Central	\$0	\$0	\$0	\$5,213			
	26200 Operation and Maintenance of Plant Services; Maintenance of Buildings	\$601,028	\$724,576	\$742,094	\$749,597	25%	3%	1%
	26300 Operation and Maintenance of Plant Services; Maintenance of Grounds	\$23,007	\$72,716	\$51,297	\$70,479	206%	-3%	37%

School Corporation Expenditures by Expenditure Type
Biannual Financial Report Data July 2011 - June 2012
Monroe Central School Corp (6820)

Student Instructional Category	Account	FY 2006	FY 2009	FY 2011	FY 2012	Increase from FY 2006	Increase from FY 2009	Increase from previous year
	26400 Operation and Maintenance of Plant Services; Maintenance of Equipment	\$29,324	\$44,789	\$43,307	\$37,162	27%	-17%	-14%
	26700 Operation and Maintenance of Plant Services; Insurance	\$84,364	\$27,837	\$33,084	\$62,058	-26%	123%	88%
	26800 Operation and Maintenance of Plant Services; Other Operation and Maintenance of Pla	\$0	\$0	\$0	\$28,102			
	27010 Student Transportation; Service Area Direction	\$51,500	\$137,450	\$133,438	\$128,422	149%	-7%	-4%
	27100 Student Transportation; Vehicle Operation	\$194,382	\$281,576	\$348,588	\$373,125	92%	33%	7%
	27200 Student Transportation; Monitoring Services	\$496	\$0	\$0	\$0	-100%		
	27300 Student Transportation; Vehicle Servicing and Maintenance	\$136,769	\$155,794	\$192,234	\$228,744	67%	47%	19%
	27400 Student Transportation; Purchase of School Buses	\$85,654	\$74,517	\$150,096	\$252,202	194%	238%	68%
	27500 Student Transportation; Insurance on Buses	\$16,760	\$9,758	\$12,865	\$18,159	8%	86%	41%
	31400 Food Services Operations; Food Purchases	\$187,600	\$255,173	\$197,147	\$185,329	-1%	-27%	-6%
	31900 Other Food Services	\$10,280	\$24,052	\$11,566	\$8,768	-15%	-64%	-24%
Overhead and Operational Total		\$1,627,231	\$2,104,638	\$2,259,224	\$2,478,548	52%	18%	10%
Nonoperational								
	33200 Community Recreation	\$8,573	\$3,280	\$5,411	\$9,431	10%	188%	74%
	33400 Athletic Coaches	\$85,742	\$132,187	\$132,784	\$161,486	88%	22%	22%
	33910 High School Band Uniforms	\$6,317	\$0	\$0	\$0	-100%		
	33990 Other Community Services; Other	\$1,532	\$7,386	\$27,808	\$16,026	> 500%	117%	-42%
	43000 Facilities Acquisition and Construction; Professional Services	\$12,657	\$10,447	\$9,586	\$10,376	-18%	-1%	8%
	45100 Building Acquisition, Construction and Improvements	\$52,440	\$311,871	\$256,741	\$263,253	402%	-16%	3%
	45400 Building Acquisition, Construction and Improvement; Sports Facilities	\$0	\$0	\$0	\$16,867			
	47000 Facilities Acquisition and Construction; Purchase of Mobile or Fixed Equipment	\$9,927	\$295,493	\$182,339	\$99,502	> 500%	-66%	-45%
	49000 Facilities Acquisition and Construction; Other Facilities Acquisition and Construction	\$194,464	\$35,986	\$22,520	\$26,473	-86%	-26%	18%
	51100 Debt Services; Principal on Debt; Bonds	\$48,333	\$60,000	\$70,000	\$70,000	45%	17%	0%
	52100 Debt Services; Interest on Debt; Bonds	\$108,539	\$84,029	\$78,895	\$75,729	-30%	-10%	-4%
	52200 Debt Services; Interest on Debt; Temporary Loans	\$13,332	\$29,874	\$2,335	\$5,735	-57%	-81%	146%
	53100 Debt Services; Lease Rental; Buildings ; Principal	\$209,125	\$235,710	\$263,500	\$476,800	128%	102%	81%
	54100 Veterans' Memorial Fund; Principal	\$10,875	\$10,578	\$10,385	\$10,288	-5%	-3%	-1%
	54200 Common School Fund; Principal	\$265,523	\$274,103	\$252,892	\$381,397	44%	39%	51%
	60700 Nonprogramed Charges; Scholarships	\$4,493	\$14,374	\$9,665	\$10,650	137%	-26%	10%
Nonoperational Total		\$1,031,874	\$1,505,318	\$1,324,861	\$1,634,011	58%	9%	23%
Prorated By Fund								
	26491 2007 Account Code - PERF	\$41,567	\$0	\$0	\$0			
	26492 2007 Account Code - Social Security	\$374,521	\$0	\$0	\$0			
	26493 2007 Account Code - Workmen's Compensation	\$7,996	\$0	\$0	\$0			
	26494 2007 Account Code - Group Insurance	\$496,136	\$0	\$0	\$0			
	26496 2007 Account Code - Unemployment Compensation	\$9,946	\$0	\$0	\$0			
	26498 2007 Account Code - Severance / Early Retirement Pay	\$51,533	\$0	\$0	\$0			
Prorated By Fund Total		\$981,699	\$0	\$0	\$0			