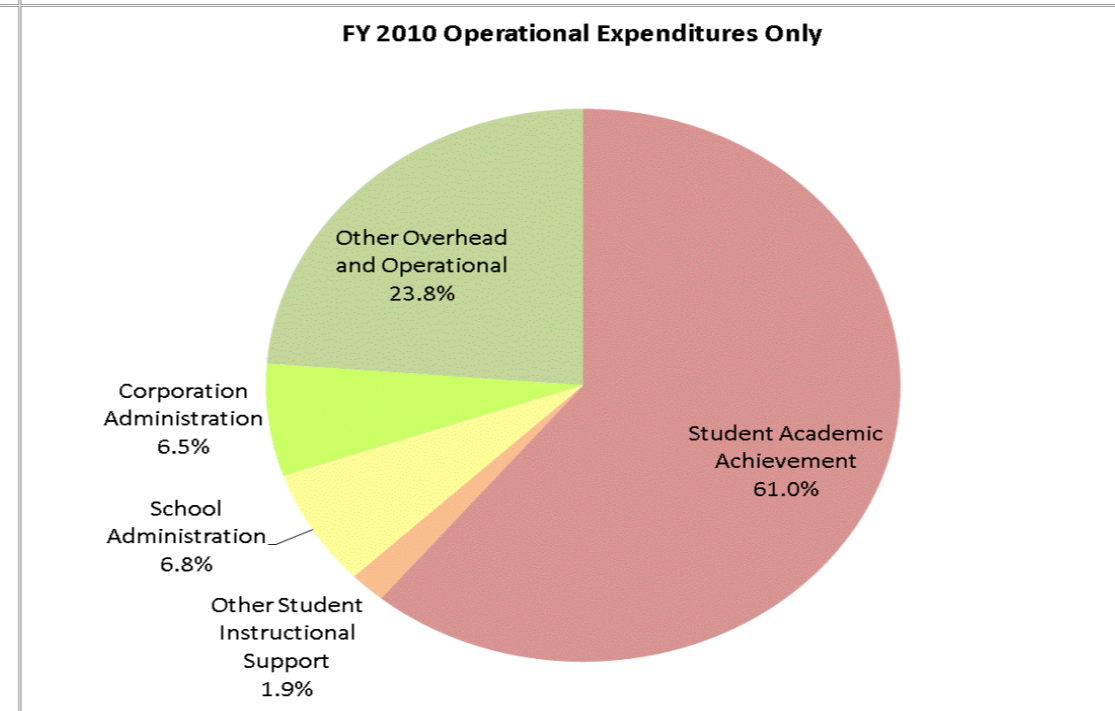
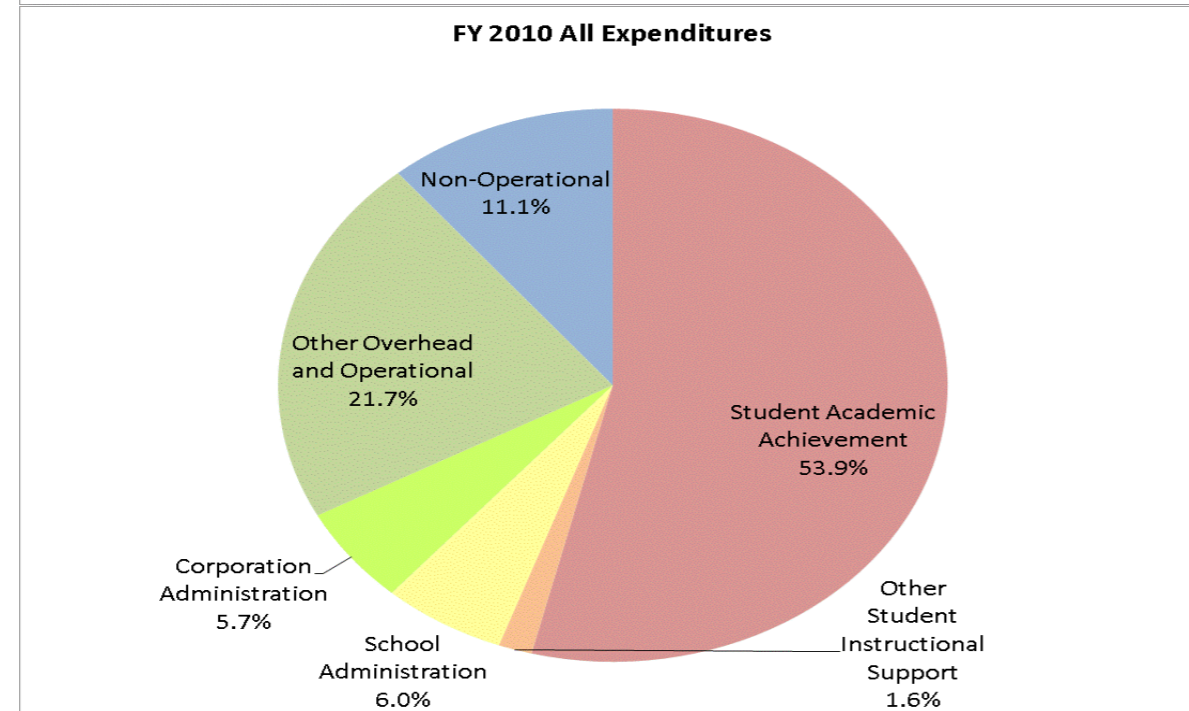
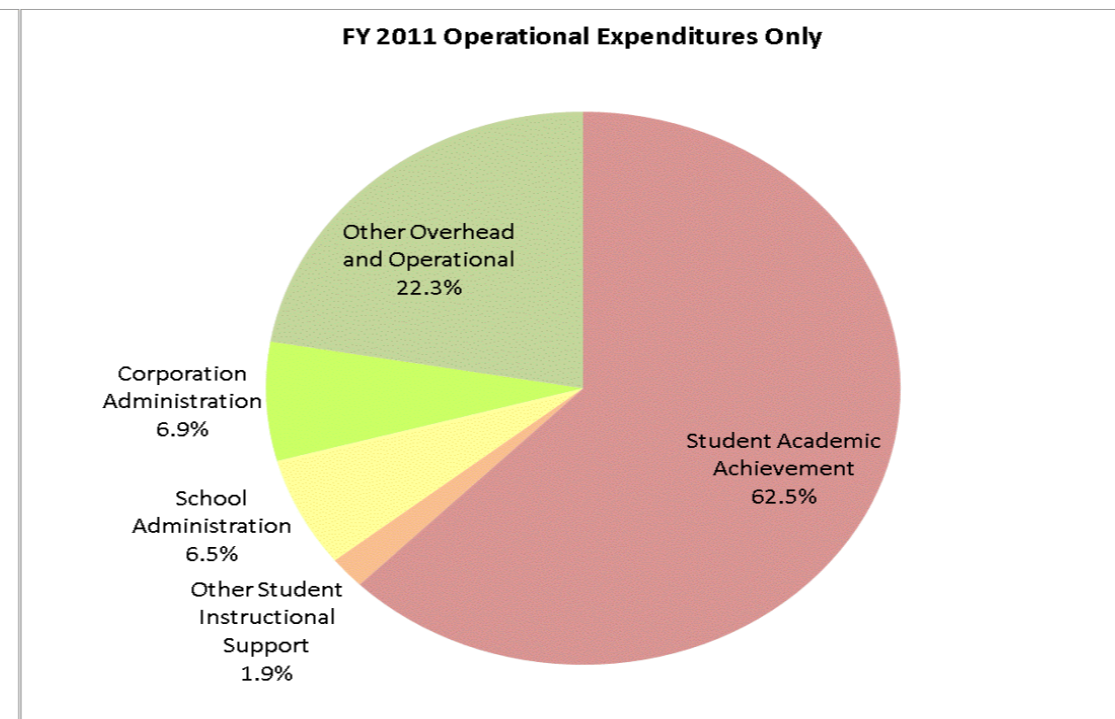
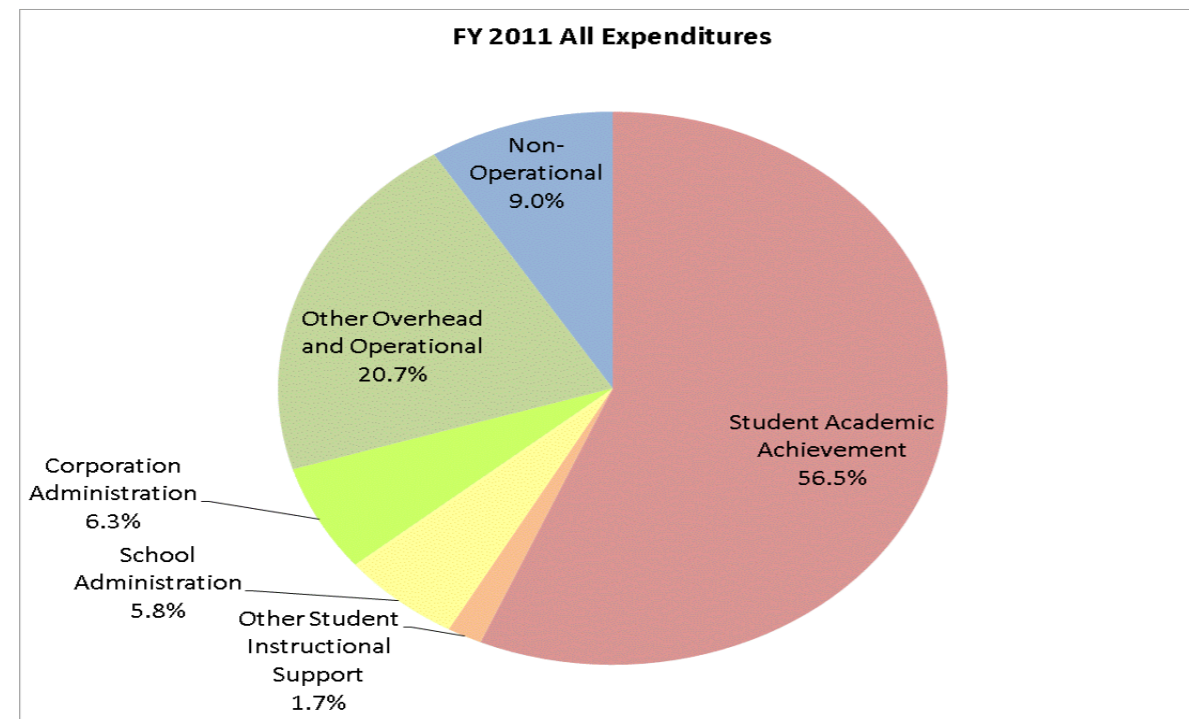


School Corporation Expenditures by Expenditure Type
Biannual Financial Report Data July 2010 - June 2011
North Knox School Corp (4315)

North Knox School Corp (4315)

Student Instructional Category	FY01 % of Total		FY06 % of Total		FY10 % of Total		FY11 % of Total	
	FY 2001	Exp	FY 2006	Exp	FY 2010	Exp	FY 2011	Exp
Student Academic Achievement	\$7,455,746	61.6%	\$7,577,217	57.4%	\$8,325,786	53.9%	\$8,294,759	56.5%
Student Instructional Support	\$904,907	7.5%	\$776,287	5.9%	\$1,170,481	7.6%	\$1,103,737	7.5%
Overhead and Operational	\$2,551,153	21.1%	\$3,089,221	23.4%	\$4,231,357	27.4%	\$3,968,300	27.0%
Nonoperational	\$1,194,535	9.9%	\$1,766,118	13.4%	\$1,713,781	11.1%	\$1,318,141	9.0%
Grand Total	\$12,106,340		\$13,208,843		\$15,441,404		\$14,684,937	

Student Instructional Expenditures (Academic Achievement plus Support)	FY 2001	FY 2006	FY 2010	FY 2011
	69.1%	63.2%	61.5%	64.0%



School Corporation Expenditures by Expenditure Type
Biannual Financial Report Data July 2010 - June 2011
North Knox School Corp (4315)

Student Instructional Category	Account	FY 2001	FY 2006	FY 2010	FY 2011	10 Year Increase	5 Year Increase	1 Year Increase
Student Academic Achievement								
	11050 Regular Programs; Full Day Kindergarten			\$374,929	\$477,533			27%
	11100 Regular Programs; Elementary	\$3,122,918	\$3,187,009	\$3,810,306	\$3,476,422	11%	9%	-9%
	11200 Regular Programs; Middle/Junior High			\$624,833	\$890,230			42%
	11300 Regular Programs; High School	\$1,687,427	\$1,404,297	\$1,402,767	\$1,723,144	2%	23%	23%
	11350 Regular Programs; High School; Academic Honors Diploma			\$68,281	\$20,112			-71%
	11355 Regular Programs; High School; Academic Honors High Ability Student Programs			\$356,107	\$230,816			-35%
	11410 Vocational Education; Agriculture A			\$72,063	\$85,957			19%
	11450 Vocational Education; Consumer and Homemaking			\$89,302	\$91,709			3%
	11510 Vocational Education; Cooperative Education			\$94,985	\$96,341			1%
	11590 Other Vocational Education Programs	\$1,358				-100%		
	11630 Regular Programs; Alternative Education Programs; High School	\$107,664	\$18,283	\$130,093	\$94,890	-12%	419%	-27%
	11910 Other Regular Programs; Competency Testing			\$200				-100%
	12110 Gifted And Talented; Gifted and Talented	\$17,732				-100%		
	12150 Gifted And Talented; High Ability Student Programs			\$190,787	\$135,499			-29%
	12210 Mental Disabilities; Mild Mental Disabilities	\$101,661	\$113,885	\$49,005	\$65,868	-35%	-42%	34%
	12320 Physical Impairment; Multiple Disabilities	\$42,998	\$9,269	\$204,933	\$231,927	439%	> 500%	13%
	12340 Physical Impairment; Hearing Impairment			\$57,531	\$63,147			10%
	12350 Physical Impairment; Homebound	\$807	\$5,572	\$12,038	\$5,417	> 500%	-3%	-55%
	12510 Culturally Different; Communication Disorders	\$6,082				-100%		
	12610 Learning Disability			\$64,407	\$62,911			-2%
	12810 Special Education Preschool	\$69,414	\$26,702	\$2,871	\$6,462	-91%	-76%	125%
	13100 Adult/Continuing Education Programs; Adult Basic Education			\$13,330				-100%
	14100 Summer School Programs; Elementary			\$8,540				-100%
	14200 Summer School Programs; Middle/Junior High School			\$5,049	\$6,154			22%
	14300 Summer School Programs; High School	\$14,175		\$8,214	\$13,722	-3%		67%
	16100 Remediation Testing	\$29,924	\$82,432	\$44,083	\$43,662	46%	-47%	-1%
	16200 Preventive Remediation	\$78,163	\$2,904	\$121,695	\$26,851	-66%	> 500%	-78%
	17100 Payments to Other Governmental Units Within State; Transfer Tuition	\$4,592	\$3,161			-100%	-100%	
	17300 Payments to Other Governmental Units Within State; Area Vocational School (Particip	\$65,042	\$81,504	\$66,553	\$30,547	-53%	-63%	-54%
	17400 Payments to Other Governmental Units Within State; Joint Services and Supply; Speci	\$171,629	\$187,910	\$207,460	\$148,005	-14%	-21%	-29%
	17500 Payments to Other Governmental Units Within State; Special Education; Interlocal Agr	\$8,203	\$12,764	\$3,640		-100%	-100%	-100%
	17700 Payments to Other Governmental Units Within State; Interlocal Agreements; Other			\$1,000				-100%
	17900 Payments to Other Governmental Units Within State; Other			\$400				-100%
	22110 Improvement of Instruction; Service Area Direction	\$11,798	\$5,302	\$6,219	\$1,721	-85%	-68%	-72%
	22210 Library/Media Services; Service Area Direction			\$153,471	\$151,976			-1%
	22220 Library/Media Services; School Library	\$92,555	\$35,168	\$9,229	\$4,359	-95%	-88%	-53%
	22230 Library/Media Services; Audiovisual	\$11,752	\$853	\$1,220	\$517	-96%	-39%	-58%
	22290 Library/Media Services; Other Educational Media Services	\$54,615	\$23,787	\$1,201	\$1,854	-97%	-92%	54%
	22310 Instruction, Related Technology; Technology Service Supervision and Administration			\$25,937	\$53,535			106%
	22360 Instruction, Related Technology; Network Support		\$25,000	\$26,325	\$2,505		-90%	-90%
	22370 Instruction, Related Technology; Hardware Maintenance and Support			\$16,782	\$6,098			-64%
	25520 Textbooks for Rent or Resale; Textbooks, Workbooks, and Repairs				\$43,554			
	25540 Textbooks for Rent or Resale; Other Textbook Rental Service	\$129,992	\$156,029			-100%	-100%	
	25570 Textbooks for Rent or Resale; Materials and Supplies				\$1,315			
	26497 2007 Account Code - Teachers Retirement Fund	\$276,340	\$290,764					
Student Academic Achievement Total		\$6,106,843	\$5,672,596	\$8,325,786	\$8,294,759	36%	46%	0%
Student Instructional Support								
	21110 Attendance and Social Work Services; Service Area Direction			\$49,011	\$41,889			-15%
	21130 Attendance and Social Work Services; Social Work Services	\$37,809	\$11,103			-100%	-100%	
	21210 Guidance Services; Service Area Direction	\$70,763	\$52,536	\$128,884	\$136,739	93%	160%	6%
	21240 Guidance Services; Information Services	\$7,163	\$9,199			-100%	-100%	
	21290 Guidance Services; Other Guidance Services	\$9,969	\$12,469			-100%	-100%	
	21340 Health Services; Nurse Services	\$46,285	\$36,750	\$61,706	\$65,394	41%	78%	6%
	21420 Psychological Testing	\$34,796				-100%		
	21520 Speech Pathology and Audiology Services; Speech Pathology Services		\$8,877				-100%	

School Corporation Expenditures by Expenditure Type
Biannual Financial Report Data July 2010 - June 2011
North Knox School Corp (4315)

Student Instructional Category	Account	FY 2001	FY 2006	FY 2010	FY 2011	10 Year		
						Increase	5 Year Increase	1 Year Increase
	21910 Other Support Services, Students; Service Area Direction			\$10,378	\$3,409			-67%
	24100 Office of The Principal	\$462,751	\$441,259	\$895,925	\$833,871	80%	89%	-7%
	24900 Other Support Services, School Administration	\$52,866		\$24,577	\$22,435	-58%		-9%
Student Instructional Support Total		\$722,404	\$572,193	\$1,170,481	\$1,103,737	53%	93%	-6%
Overhead and Operational								
	23110 Board of Education; Service Area Direction				\$44,558			
	23120 Board of Education; Service Area Assistants	\$17,946	\$16,214	\$21,015	\$15,397	-14%	-5%	-27%
	23150 Board of Education; Legal Services	\$2,024	\$4,024	\$3,016	\$7,443	268%	85%	147%
	23160 Board of Education; Promotion Expenses	\$1,529	\$1,962	\$2,568	\$1,083	-29%	-45%	-58%
	23190 Board of Education; Other Governing Body Services		\$2,937	\$2,946	\$1,010		-66%	-66%
	23210 Executive Administration; Office of The Superintendent	\$106,332	\$133,298	\$523,180	\$388,984	266%	192%	-26%
	23220 Executive Administration; Community Relations				\$270			
	23230 Executive Administration; Staff Relations and Negotiations	\$1,203				-100%		
	23290 Executive Administration; Other Executive Administration Services	\$31,032	\$19,673	\$28,419	\$24,096	-22%	22%	-15%
	25110 Fiscal Services; Office of The Business Manager	\$51,535	\$65,000	\$103,450	\$74,797	45%	15%	-28%
	25191 Other Fiscal Services; Refund of Revenue		\$1,758	\$99	\$2,430		38%	> 500%
	25193 Other Fiscal Services; Printed Forms				\$144			
	25195 Other Fiscal Services; Bank Account Service Charge			\$721	\$1,427			98%
	25199 Other Fiscal Services; Other				\$301			
	25400 Planning, Research, Development and Evaluation	\$2,154	\$3,277	\$983	\$2,256	5%	-31%	130%
	25750 Personnel Services; Health Services		\$1,511				-100%	
	25790 Personnel Services; Other Professional Services			\$195,276	\$356,215			82%
	25870 Administrative Technology Services; Professional Development Costs For Administrative Technology Personnel				\$565			
	25890 Other Technology Services			\$548				-100%
	25910 Judgments			\$325	\$431			33%
	25990 Other Support Services, Central	\$6	\$90			-100%	-100%	
	26100 Operation and Maintenance of Plant Services; Service Area Direction			\$568,268	\$549,490			-3%
	26200 Operation and Maintenance of Plant Services; Maintenance of Buildings	\$814,437	\$821,833	\$775,092	\$647,908	-20%	-21%	-16%
	26300 Operation and Maintenance of Plant Services; Maintenance of Grounds	\$24,997	\$39,125	\$66,118	\$34,453	38%	-12%	-48%
	26400 Operation and Maintenance of Plant Services; Maintenance of Equipment	\$83,291	\$172,431	\$116,948	\$100,781	21%	-42%	-14%
	26495 2007 Account Code - Support Services, Central ; Other Staff Services ; Official Bonds	\$630	\$501					
	26500 Operation and Maintenance of Plant Services; Vehicle Maintenance (not buses)	\$23	\$121			-100%	-100%	
	26700 Operation and Maintenance of Plant Services; Insurance	\$80,590	\$123,544	\$118,837	\$52,977	-34%	-57%	-55%
	27010 Student Transportation; Service Area Direction	\$24,184	\$90,362			-100%	-100%	
	27100 Student Transportation; Vehicle Operation	\$69,908	\$54,959	\$62,285	\$71,762	3%	31%	15%
	27200 Student Transportation; Monitoring Services	\$18,435	\$39,997	\$21,413	\$19,018	3%	-52%	-11%
	27300 Student Transportation; Vehicle Servicing and Maintenance	\$28,660	\$32,901	\$53,294	\$48,226	68%	47%	-10%
	27400 Student Transportation; Purchase of School Buses	\$29,035		\$91,336	\$78,958	172%		-14%
	27500 Student Transportation; Insurance on Buses	\$13,460	\$17,333	\$19,412	\$12,519	-7%	-28%	-36%
	27700 Student Transportation; Contracted Transportation Services	\$503,599	\$589,685	\$704,526	\$731,908	45%	24%	4%
	27900 Student Transportation; Other Student Transportation Services	\$6,501	\$3,364			-100%	-100%	
	31100 Food Services Operations; Service Area Direction	\$8,363	\$10,895	\$254,967	\$98,901	> 500%	> 500%	-61%
	31200 Food Services Operations; Food Preparation and Dispensing	\$129,155	\$186,664	\$9,775	\$266,333	106%	43%	> 500%
	31400 Food Services Operations; Food Purchases	\$186,224	\$254,651	\$355,541	\$333,660	79%	31%	-6%
	31900 Other Food Services	\$76,797	\$98,528	\$131,003		-100%	-100%	-100%
Overhead and Operational Total		\$2,312,048	\$2,786,638	\$4,231,357	\$3,968,300	72%	42%	-6%
Nonoperational								
	33400 Athletic Coaches	\$134,150	\$173,935	\$233,422	\$289,473	116%	66%	24%
	33910 High School Band Uniforms	\$12,186				-100%		
	33990 Other Community Services; Other	\$30	\$130	\$95,298	\$97,200	> 500%	> 500%	2%
	43000 Facilities Acquisition and Construction; Professional Services		\$990	\$30			-100%	-100%
	45100 Building Acquisition, Construction and Improvements	\$256,091	\$381,298	\$389,144	\$214,117	-16%	-44%	-45%
	45200 Building Acquisition, Construction and Improvement; Energy Savings Contracts				\$6,250			
	45400 Building Acquisition, Construction and Improvement; Sports Facilities		\$16,995	\$65	\$412		-98%	> 500%
	45500 Facilities Acquisition and Construction; Rent of Buildings, Facilities, and Equipment	\$9,600				-100%		
	46000 Facilities Acquisition and Construction; Purchase of Moveable Equipment	\$15,352		\$3,909		-100%		-100%
	47000 Facilities Acquisition and Construction; Purchase of Mobile or Fixed Equipment	\$288,467	\$170,857	\$154,064	\$108,656	-62%	-36%	-29%

School Corporation Expenditures by Expenditure Type
Biannual Financial Report Data July 2010 - June 2011
North Knox School Corp (4315)

Student Instructional Category	Account	FY 2001	FY 2006	FY 2010	FY 2011	10 Year		
						Increase	5 Year Increase	1 Year Increase
	49000 Facilities Acquisition and Construction; Other Facilities Acquisition and Construction	\$50,631	\$50,119	\$18,471	\$4,513	-91%	-91%	-76%
	51600 Debt Services; Principal on Debt; Other Department of Local Government Finance Approved Debt		\$542,061	\$815,386	\$594,821		10%	-27%
	53100 Debt Services; Lease Rental; Buildings ; Principal	\$393,014	\$365,000			-100%	-100%	
	59100 Other Debt Services Obligations; Registrars Fee			\$3,991	\$2,700			-32%
Nonoperational Total		\$1,159,521	\$1,701,385	\$1,713,781	\$1,318,141	14%	-23%	-23%
Prorated By Fund								
	26491 2007 Account Code - PERF	\$40,937	\$54,001					
	26492 2007 Account Code - Social Security	\$515,053	\$465,376					
	26493 2007 Account Code - Workmen's Compensation	\$23,030	\$34,567					
	26494 2007 Account Code - Group Insurance	\$1,224,705	\$1,784,161					
	26496 2007 Account Code - Unemployment Compensation	\$1,799	\$7,571					
	26498 2007 Account Code - Severance / Early Retirement Pay		\$130,356					
Prorated By Fund Total		\$1,805,525	\$2,476,032					