



Annual List of Obligated Projects

Fiscal Year 2022



 6100 Southport Rd, Portage IN 46368

 (219) 763-6060

 www.nirpc.org

Introduction

Every year the Northwestern Indiana Regional Planning Commission (NIRPC), as the regional Council of Governments (COG) and the Metropolitan Planning Organization (MPO) for Lake, Porter, and LaPorte counties, must publish for the public a list of projects that received federal funding during the past fiscal year. This list is called the Annual List of Obligated Projects (ALOP).

NIRPC is organized under the provisions of Indiana Code 36-7-7.6 and its purpose is to institute and maintain a comprehensive planning and programming process for transportation, economic development, and environmental policy, and provide a coordinative management process for the three counties. NIRPC is responsible for the transportation planning process for the Northwestern Indiana urbanized area and the managing of all surface infrastructure transportation projects that meet any of the following: a) application of federal funds; b) congestion and air quality impacts; or c) are regionally significant.

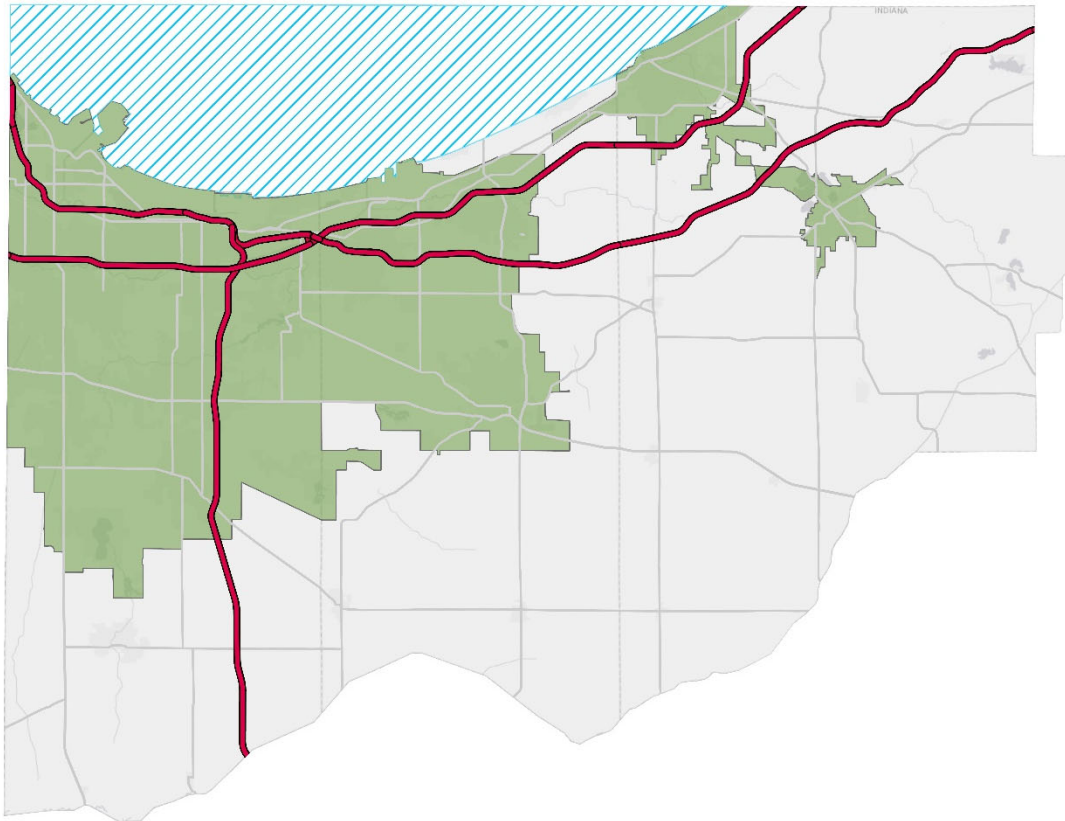


Figure 1: Northwestern Indiana Metropolitan Planning Area with Urbanized Area shaded in green (Interstate highways are shown in red).

The Infrastructure Investment & Jobs Act (IIJA) and the Bipartisan Infrastructure Law (BIL) was signed into law by President Biden in 2021 & 2022 respectively. This legislation provides long-term funding certainty for surface transportation infrastructure planning and investment, much needed increase in funding for transit, and brings the discussion about carbon reduction and

climate resiliency with funding specifically for these programs. The IIJA & BIL Acts extends the previous transportation bills: Fixing America's Surface Transportation Act (FAST Act; 2015) and Moving Ahead for Progress in the 21st Century Act (MAP-21; 2012), including the requirement that MPOs prepare an annual list of projects in which federal funds have been obligated in the preceding year (FAST Act: 23 U.S.C. of 49 U.S.C. Chapter 53). The FAST Act further states that this list must be published within 90 days of the close of the preceding year. In Indiana, the fiscal year of the ALOP follows the State fiscal year and runs from July 1 to June 30. This requirement is intended to maintain the transparency of federal government spending on transportation projects within Metropolitan Planning Areas (MPAs). Lake, Porter, and LaPorte counties constitute a single MPA. This report fulfills this requirement for the fiscal year of 2022.

During fiscal year 2020, all of the transit operators in Northwestern Indiana received emergency federal funding through the Coronavirus Aid, Relief, and Economic Security Act (CARES Act). Continuing into 2021 and 2022, those transit operators continued to use funds from the CARES Act. Much of this funding was for unplanned expenses and therefore was not in the original 2020-2024 Transportation Improvement Program (TIP). These funds are still being used and are slowly winding down while ridership in many transit agencies have still not come back to the pre-pandemic levels.

The term *obligation* in this report is the federal government's legal commitment to pay the federal share of a project's eligible costs. An *obligated project* is a project that met eligibility requirements for federal funds and has received approval from the Federal Highway Administration (FHWA) or the Federal Transit Administration (FTA). For projects under FHWA jurisdiction, this obligation occurs when FHWA approves the project and executes the project agreement. For FTA projects, the obligation occurs when the FTA grant is awarded. Funds are considered obligated even if no funds have been transferred or expended.

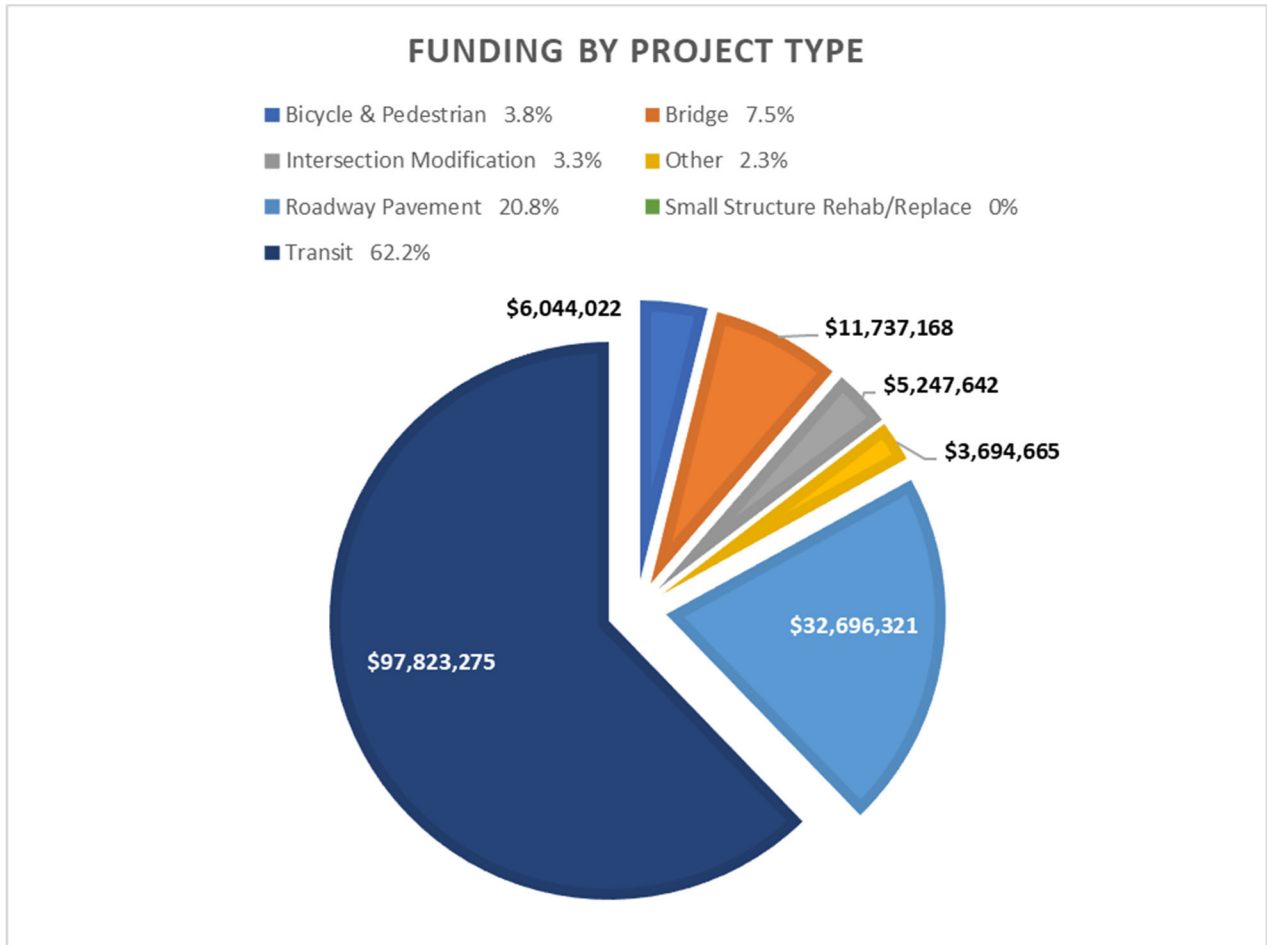
Once funds for a project have been obligated, the project's sponsor may incur eligible expenses and request reimbursement. Each request must demonstrate that the costs incurred are approved within the project agreement and meet federal guidelines. Obligations are not necessarily initiated or completed within the stated program year. The amount of the obligation usually does not equal the total cost of the project. An obligation may be for only one phase of a project, and may not represent other funds for the project, such as local or private funds.

Where the funds were obligated

In fiscal year 2022 (July 1, 2021 to June 30, 2022), the government (federal, state and local) allocated \$157,243,092 for infrastructure projects and transit in Lake, Porter and LaPorte counties. This report includes a variety of sponsors, including Indiana Department of Transportation, counties, municipalities, transit operators, and NIRPC. The following graph shows the general type of projects that these funds were spent on. In general, obligated funds were spent in eight different areas:

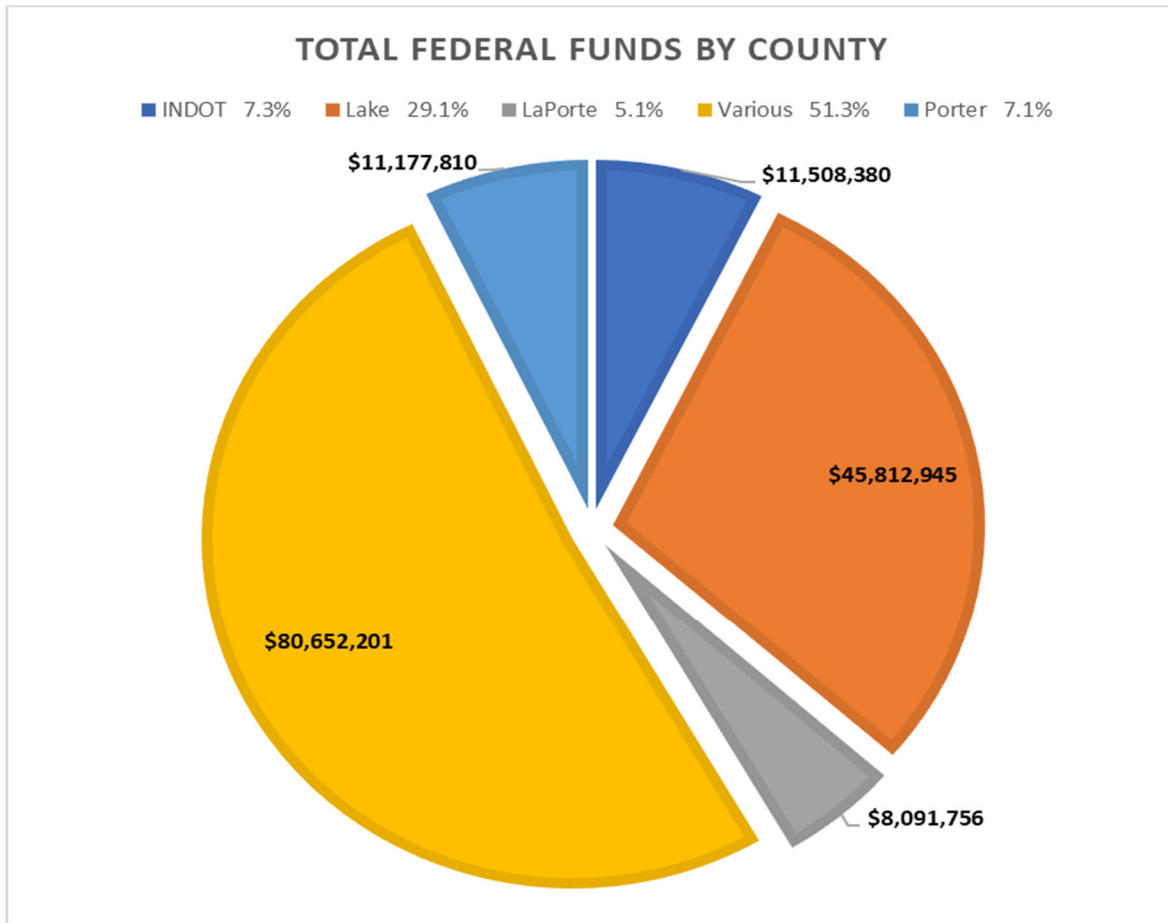
- Bike/Pedestrian Facilities – Over \$6 Million
- Bridge Improvements – Over \$11.7 Million
- Intersection Modifications (Congestion) – Over \$2.5 Million
- Intersection Modifications (Safety) – Over \$2.7 Million
- Roadway (Rehabilitation & Safety) – Over \$32.6 Million
- Transit – Over \$97.8 Million
- Other Miscellaneous Projects – Over \$3.6Million

Figure 1: Federal funds spent on Surface Infrastructure and Transit in Northwest Indiana by Project Type



This next graph displays where the funds were obligated in northwestern Indiana (by county). For clarification INDOT projects are indicated separately to avoid confusion of where the funding is being obligated. INDOT projects are only on state roads, may cross county boundaries, and are not controlled by local governments.

Graph 2: Federal funds spent on Surface Infrastructure and Transit in Northwest Indiana by county



What has Changed?

In general, projects listed fall into three categories:

1. Those projects or phases of projects that are not listed in the TIP yet received federal funds. These are usually projects that had change orders after the project went to construction in a previous year.
2. Those projects that are listed in the TIP for the current year, but did not receive federal funds in that year. The construction may have been delayed due to the schedule or other reason and was not properly corrected in the TIP.
3. Those projects that are listed in the TIP and received at least some federal funds for the project or phase.

For fiscal year 2022:

- Locally sponsored projects – 13 projects were schedule to go to construction; 10 of these projects (76.9%) went to construction.
- State projects (INDOT sponsored) – 71 projects were scheduled to go to construction and 20 projects went to construction. However, many of these projects have been bundled or grouped together and may have gone to construction, but do not show it here. State project figures are provided by INDOT and may contain estimates or inaccuracies at this level of data.

INDOT has embraced the idea of bundling several projects into one construction contract, allowing for beneficial cost savings. Projects may be bundled for a variety of reasons, but usually they are grouped because of similar work type or work in a localized area. This idea has provided INDOT with significant cost savings on construction contracts. What this means is that a contractor can bid on several projects with one bid. But it also means that several projects may miss a letting if there is an issue with the contract.

Frequently Used Terms

Throughout the following tables and this report, there may be some terms that may unfamiliar. The following list spells out these terms.

- BUILD – Better Utilization of Investments Leading to Development Act
- CapE – Capital Equipment
- CARES – Coronavirus Aid, Relief and Economic Security
- CE – Construction Engineering (Construction Inspection)
- CMAQ – Congestion Mitigation Air Quality
- CN – Construction
- Des # - a unique project identifier number given to each project
- DEMO – Demonstration Funds (Given by US Legislature)
- DNR/INDNR – (Indiana) Department of Natural Resources
- ECT – East Chicago Transit
- Flex – Funds flexed or transferred from FHWA to FTA
- Group 1/Chicago UZA – Urbanized area in the counties of Lake and Porter
- Group 2/Michigan City UZA – Urbanized area in the county of LaPorte
- GPTC – Gary Public Transportation Corporation
- HSIP – Highway Safety Improvement Program
- Letting – The process of the construction project is put out for bids, and the project is awarded to the lowest bidder
- LPT – La Porte Transporte
- MCT – Michigan City Transit
- NHPP – National Highway Performance Program
- NHS – National Highway Safety
- NICTD – Northern Indiana Commuter Transportation District
- NTDAR – North Township Dial-a-Ride
- OA – Operating Assistance
- OE – Opportunity Enterprise
- PCACS – Porter County Aging Community Services
- PE – Preliminary Engineering (Project Design)
- PL – Planning
- ROW / RW – Right of Way
- RTP – Recreational Trail Program
- RW LID – Right of Way, Land Improvement & Damages
- SLCCS – Lake County Community Services
- SMFR – State Matching Federal Resources
- SOGR – State of Good Repair
- STBG – Surface Transportation Block Grant
- STP – Surface Transportation Program
- TA / TAP – Transportation Alternatives Program
- TIGER – Transportation Investment Generating Economic Recovery Act
- UPWP – Unified Planning Work Program

More information

For more information or answers to specific questions, please contact NIRPC. We will be happy to discuss listed or other projects that either have been completed or may be coming up in the future. Please contact:

Charles Bradsky
Transportation Projects Manager
cbradsky@nirpc.org

Thomas Dow, AICP
Director of Transportation
tdow@nirpc.org

Designation or Project Number	Sponsor/Lead Agency	Route	Project Location	County	Project Type	Funding Program Description	Phase	TIP Prior Year(s)	TIP Current Year	Total Federal Amount	Total Obligated	Variance
1601147	Burns Harbor	IR-1025	Marquette Greenway Trail	Porter	1-Bicycle & Pedestrian	CMAAQ Group 1	CN	\$ -	\$ 769,176	\$ -	\$ -	\$ 769,176
2000023	Cedar Lake	ST-1055	133rd & King Dr. Intersection Improvement	Lake	4-Intersection Safety	HIP-Group 1	CN	\$ -	\$ -	\$ 13,882	\$ 13,882	\$ (13,882)
2000023	Cedar Lake	ST-1055	133rd & King Dr. Intersection Improvement	Lake	4-Intersection Safety	STBG Group 1	CN	\$ -	\$ -	\$ 209,777	\$ 209,777	\$ (209,777)
2000023	Cedar Lake	ST-1055	133rd & King Dr. Intersection Improvement	Lake	4-Intersection Safety	HIP-Group 1	CE	\$ -	\$ -	\$ 37,584	\$ 37,584	\$ (37,584)
1902832	Chesterton	IR-1025	Westchester-Liberty Trail	Porter	1-Bicycle & Pedestrian	TA Group 1	ROW	\$ -	\$ 150,000	\$ -	\$ -	\$ 150,000
1601158	Crown Point	ST-1001	109th Ave Intersection Improvement at Iowa Street, Roundabout	Lake	3-Intersection Congestion	HSP (Sec.164) Group 1	CN	\$ -	\$ -	\$ 155,903	\$ 155,903	\$ (155,903)
1601158	Crown Point	ST-1001	109th Ave Intersection Improvement at Iowa Street, Roundabout	Lake	3-Intersection Congestion	HSP Group 1	CN	\$ -	\$ -	\$ 1,867,964	\$ 1,867,964	\$ (1,867,964)
1901948	Crown Point	ST-1008	Roundabout at the Intersection of US 231 and 113th.	Lake	3-Intersection Congestion	STBG Group 1	PE	\$ -	\$ -	\$ 240,000	\$ 360,000	\$ (360,000)
0900064	East Chicago	ST-1001	Indianapolis Blvd; McShane Dr. to Michigan St.	Lake	6-Roadway Improvement	Federal Special Earmark	PE	\$ -	\$ 843,920	\$ -	\$ -	\$ 843,920
0900064	East Chicago	ST-1001	Indianapolis Blvd; McShane Dr. to Michigan St.	Lake	6-Roadway Improvement	Federal Special Earmark	CN	\$ -	\$ 4,967,448	\$ -	\$ -	\$ 4,967,448
0901321	East Chicago	ST-1001	129th & Dickey Rd	Lake	3-Intersection Congestion	Federal Special Earmark	CN	\$ -	\$ 2,250,000	\$ -	\$ -	\$ 2,250,000
1702158	Gary	IR-1025	Gary Green Links Trail Phase 3	Lake	1-Bicycle & Pedestrian	STBG Group 1	CN	\$ -	\$ -	\$ 115,560	\$ 173,340	\$ (173,340)
1802973	Gary	ST-1012	15th Avenue Gateway Project, I-65 to MLK Drive	Lake	6-Roadway Improvement	STBG Group 1	PE	\$ 151,250	\$ 93,750	\$ 385,392	\$ 578,088	\$ (333,088)
1802975	Gary	ST-1001	Airport Rd	Lake	6-Roadway Improvement	STBG Group 1	CN	\$ -	\$ 896,000	\$ -	\$ -	\$ 896,000
1902830	Gary	US-12/20	Intersection of US 12/20 & Bigger St	Lake	4-Intersection Safety	STBG Group 1	CN	\$ -	\$ 428,175	\$ -	\$ -	\$ 428,175
1500221	Hammond	ST-1001	Chicago Street, State Line to Marble Street, Phase 1	Lake	5-Roadway Expansion	NCIIP	CN	\$ -	\$ -	\$ 348,962	\$ 348,962	\$ (348,962)
1500221	Hammond	ST-1001	Chicago Street, State Line to Marble Street, Phase 1	Lake	5-Roadway Expansion	STBG Group 1	CN	\$ -	\$ -	\$ 58,171	\$ 87,257	\$ (87,257)
1500221	Hammond	ST-1001	Chicago Street, State Line to Marble Street, Phase 1	Lake	5-Roadway Expansion	NCIIP	CE	\$ -	\$ -	\$ 173,198	\$ 173,198	\$ (173,198)
2002582	Highland	ST-1033	Hawk Signal at Erie Lackawanna Trail and Kennedy Ave	Lake	1-Bicycle & Pedestrian	HSP Group 1	PE	\$ -	\$ -	\$ 112,666	\$ 112,666	\$ (112,666)
0810541	Hobart	ST-1001	Downtown Hobart along Third Street from Main Street to Center Street	Lake	8-Other Projects	STBG Group 1	CN	\$ -	\$ -	\$ 116,932	\$ 116,932	\$ (116,932)
1382598	Hobart	ST-1001	County Line Rd from Cleveland to US 6	Lake	6-Roadway Improvement	STBG Group 1	ROW	\$ -	\$ 316,000	\$ -	\$ -	\$ 316,000
1401034	Hobart	IR-1004	Colorado St Intersection Improvement at US 30	Lake	4-Intersection Safety	HSP Group 1	PE	\$ -	\$ -	\$ 64,476	\$ 96,714	\$ (96,714)
1902708	Hobart	VA-1042	6 Refuse Haulers engine replacements	Lake	8-Other Projects	CMAAQ Group 1	PE	\$ -	\$ -	\$ 3,079,733	\$ 4,619,599	\$ (4,619,599)
9980080	Lake County	ST-1000	45th Ave from Colfax to Whitcomb (earmark) (PH3)	Lake	6-Roadway Improvement	STBG Group 1	CN	\$ -	\$ 9,582,000	\$ 15,353,940	\$ 23,050,910	\$ (13,448,910)
9980080	Lake County	ST-1000	45th Ave from Colfax to Whitcomb (earmark) (PH3)	Lake	6-Roadway Improvement	HIP-CRISA Group 1	CN	\$ -	\$ -	\$ 1,600	\$ 2,400	\$ (2,400)
9980080	Lake County	ST-1000	45th Ave from Colfax to Whitcomb (earmark) (PH3)	Lake	6-Roadway Improvement	STBG Group 1	CE	\$ -	\$ -	\$ 1,923,601	\$ 2,885,401	\$ (2,885,401)
9981680	Lake County	ST-1000	Veterans Memorial Trail (Lake County Conrail Rails to Trails)	Lake	1-Bicycle & Pedestrian	TA Group 1	ROW	\$ -	\$ -	\$ 1,027,806	\$ 1,541,709	\$ (1,541,709)
1600930	Lake County	IR-1050	Lake County Bridge #65, 125th Avenue over West Creek	Lake	2-Bridge	STBG Local Bridge	CN	\$ -	\$ -	\$ 179,915	\$ 179,915	\$ (179,915)
1600930	Lake County	IR-1050	Lake County Bridge #65, 125th Avenue over West Creek	Lake	2-Bridge	Federal Special Earmark	CN	\$ -	\$ -	\$ 965,085	\$ 965,085	\$ (965,085)

1600930	Lake County	IR-1050	Lake County Bridge #65, 125th Avenue over West Creek	Lake	2-Bridge	Local Bridge Program	CE	\$	-	\$	-	\$	4,798	\$	4,798	\$	(4,798)
1702830	Lake County	IR-1027	Lake County Bridge #48, 117th Avenue over West Creek, 0.30 Mile E. of White Oak	Lake	2-Bridge	STBG Local Bridge	ROW	\$	-	\$	80,000	\$	130,400	\$	195,600	\$	(115,600)
1702831	Lake County	IR-1045	Lake County Bridge #47, Belshaw Road over Bruce Ditch, 1.00 Miles East of US 41	Lake	2-Bridge	Local Bridge Program	CN	\$	-	\$	1,380,000	\$	600,000	\$	600,000	\$	780,000
1702831	Lake County	IR-1045	Lake County Bridge #47, Belshaw Road over Bruce Ditch, 1.00 Miles East of US 41	Lake	2-Bridge	STBG Group 3/4	CN	\$	-	\$	-	\$	467,564	\$	701,346	\$	(701,346)
1702831	Lake County	IR-1045	Lake County Bridge #47, Belshaw Road over Bruce Ditch, 1.00 Miles East of US 41	Lake	2-Bridge	STBG Group 3/4	CE	\$	-	\$	-	\$	251,600	\$	377,400	\$	(377,400)
2101129	Lake County	IR-1004	Replacement Lake County Bridge #97 on Colorado St	Lake	2-Bridge	HIP-CRRSA Group 1	PE	\$	-	\$	-	\$	560,000	\$	840,000	\$	(840,000)
1802920	Lowell	IR-1045	Traff from Freedom Park located on Nichols St and ends at Liberty Park	Lake	1-Bicycle & Pedestrian	State Funds	ROW	\$	-	\$	108,500	\$	-	\$	-	\$	108,500
1802924	Lowell	IR-1045	ADA ramp and sidewalk repair along SR 2 from Harding St West to Willow St	Lake	1-Bicycle & Pedestrian	STBG Group 3/4	ROW	\$	-	\$	440,000	\$	-	\$	-	\$	440,000
1006787	Merrillville	ST-1001	Mississippi Street from 93rd Avenue to 101st Avenue	Lake	5-Roadway Expansion	STBG Group 1	CN	\$	3,941,295	\$	-	\$	-	\$	-	\$	3,941,295
1006787	Merrillville	ST-1001	Mississippi Street from 93rd Avenue to 101st Avenue	Lake	5-Roadway Expansion	STBG Group 1	CE	\$	460,000	\$	-	\$	-	\$	-	\$	460,000
1006787	Merrillville	ST-1001	Mississippi Street from 93rd Avenue to 101st Avenue	Lake	5-Roadway Expansion	HIP-Group 1	CE	\$	-	\$	-	\$	275,977	\$	275,977	\$	(275,977)
1901949	Merrillville	ST-1002	Broadway from 73rd to US 30 sidewalks	Lake	1-Bicycle & Pedestrian	TA Group 1	CN	\$	-	\$	775,000	\$	49,944	\$	49,944	\$	725,056
1901949	Merrillville	ST-1002	Broadway from 73rd to US 30 sidewalks	Lake	1-Bicycle & Pedestrian	TA Group 1	CE	\$	-	\$	-	\$	95,675	\$	95,675	\$	(95,675)
0710056	Munster	ST-1037	Reconstruction of 45th St. from 0.2 Miles E of Calumet Avenue	Lake	6-Roadway Improvement	STBG Group 1	CN	\$	-	\$	-	\$	144,319	\$	144,319	\$	(144,319)
1173597	Munster	IR-1045	Erie-Lackawanna & Pennsy Greenway Trails at Cady Ditch and Marsh Ditch	Lake	1-Bicycle & Pedestrian	TA Group 1	CN	\$	-	\$	980,100	\$	-	\$	-	\$	980,100
2101132	Munster	ST-1010	Main Street (E 53rd) Reconstruction from Columbia Ave (Sheffield Ave) to Cypress	Lake	6-Roadway Improvement	STBG Group 1	PE	\$	-	\$	-	\$	1,202,944	\$	1,804,416	\$	(1,804,416)
2001100	NIRPC	N/A	Public Education and Outreach FY 2022	N/A	8-Other Projects	CMAQ Group 1	PE	\$	450,000	\$	450,000	\$	450,000	\$	450,000	\$	450,000
2001100	NIRPC	N/A	Funds for online RTP software	N/A	8-Other Projects	STBG Group 1	PE	\$	-	\$	66,306	\$	48,000	\$	48,000	\$	18,306
1173430	Portage	ST-1012	Central Ave. reconstruction from 0.1 miles east of Willowdale Rd to 0.05 miles w	Porter	6-Roadway Improvement	STBG Group 1	PE	\$	-	\$	350,000	\$	1,131,185	\$	1,131,185	\$	(781,185)
1173430	Portage	ST-1012	Central Ave. reconstruction from 0.1 miles east of Willowdale Rd to 0.05 miles w	Porter	6-Roadway Improvement	STBG Group 1	ROW	\$	-	\$	500,000	\$	-	\$	-	\$	500,000
1173430	Portage	ST-1012	Central Ave. reconstruction from 0.1 miles east of Willowdale Rd to 0.05 miles w	Porter	6-Roadway Improvement	STBG Group 1	CN	\$	-	\$	1,656,250	\$	-	\$	-	\$	1,656,250
1382010	Portage	ST-1001	Samuelson road from Central Ave to Portage Ave	Porter	6-Roadway Improvement	Federal Special Earmark	ROW	\$	-	\$	203,000	\$	-	\$	-	\$	203,000
1902124	Portage	IR-1015	Road Rehabilitation on Crisman Rd from McCasland Ave to Old Porter Rd	Porter	6-Roadway Improvement	Federal Special Earmark	CN	\$	-	\$	3,223,852	\$	2,270,587	\$	2,270,587	\$	953,265
1902124	Portage	IR-1015	Road Rehabilitation on Crisman Rd from McCasland Ave to Old Porter Rd	Porter	6-Roadway Improvement	Federal Special Earmark	CE	\$	-	\$	-	\$	304,240	\$	304,240	\$	(304,240)
1500419	Porter County	SP-BIKE	Marquette Greenway, Calumet Trail Phase V	Porter	1-Bicycle & Pedestrian	TA Group 1	PE	\$	-	\$	-	\$	400,000	\$	600,000	\$	(600,000)
1702827	Porter County	IR-1032	Replace Bridge on Smoke Road over Jones Ditch	Porter	2-Bridge	STBG Group 3/4	CN	\$	-	\$	-	\$	265,600	\$	398,400	\$	(398,400)
1702827	Porter County	IR-1032	Replace Bridge on Smoke Road over Jones Ditch	Porter	2-Bridge	Local Bridge Program	CN	\$	-	\$	541,000	\$	300,000	\$	300,000	\$	241,000
1702828	Porter County	IR-1034	CR 250 East (Brummit Rd) over Little Calumet River (E of Town of Chesterton)	Porter	2-Bridge	STBG Group 3/4	CN	\$	-	\$	-	\$	2,987,604	\$	4,481,406	\$	(4,481,406)
1702828	Porter County	IR-1034	CR 250 East (Brummit Rd) over Little Calumet River (E of Town of Chesterton)	Porter	2-Bridge	Local Bridge Program	CN	\$	-	\$	820,000	\$	528,910	\$	528,910	\$	291,090
1382803	Schererville	ST-1001	Ave From Junction Ave to Oak St of Distance (mile) 0.9	Lake	5-Roadway Expansion	STBG Group 1	ROW	\$	-	\$	75,000	\$	-	\$	-	\$	75,000
0900075	Valparaiso	ST-1001	Reconstruct Silhavy Road: LaPorte Ave to Evans Ave	Porter	6-Roadway Improvement	STBG Group 1	CN	\$	3,827,387	\$	-	\$	175,251	\$	262,877	\$	3,564,510

0900075	Valparaiso	ST-1001	Reconstruct Silhavy Road: LaPorte Ave to Evans Ave	Porter	6-Roadway Improvement	STBG Group 1	RR	\$	-	\$	-	\$	4,000	\$	4,000	\$	(4,000)
1702150	Valparaiso	US-30	Sturdy Rd to Silhavy Rd	Porter	8-Other Projects	State Funds	CN	\$	-	\$	3,953,125	\$	-	\$	-	\$	3,953,125
1702151	Valparaiso	US-30	Sturdy Rd to Silhavy Rd	Porter	8-Other Projects	State Funds	CN	\$	-	\$	2,859,608	\$	-	\$	-	\$	2,859,608
1902886	Valparaiso	ST-1001	Intersection Improvement Roundabout at Lincolnway and Campbell St	Porter	3-Intersection Congestion	CMAQ Group 1	PE	\$	-	\$	-	\$	261,838	\$	392,757	\$	(392,757)
2101133	Valparaiso	IR-1015	Intersection Improvement SR 130 @ CR 400N (Vale Park Road) Roundabout	Porter	4-Intersection Safety	CMAQ Group 1	PE	\$	-	\$	-	\$	562,210	\$	843,315	\$	(843,315)
2101141	Valparaiso	ST-1033	Multi-use trail within a TOD (Napoleon and Indiana St)	Lake	1-Bicycle & Pedestrian	HIP-CRRSA Group 1	PE	\$	-	\$	-	\$	440,558	\$	660,837	\$	(660,837)
2101141	Valparaiso	ST-1033	Multi-use trail within a TOD (Napoleon and Indiana St)	Lake	1-Bicycle & Pedestrian	TA Group 1	PE	\$	-	\$	-	\$	458,538	\$	687,807	\$	(687,807)
1601727	Winfield	ST-1001	Randolph Street School Zone Flashers	Lake	7-Roadway Safety	HSIP Group 1	CN	\$	-	\$	-	\$	8,361	\$	8,361	\$	(8,361)
1601728	Winfield	ST-1001	109th Avenue Signage Improvements	Lake	7-Roadway Safety	HSIP Group 1	CN	\$	-	\$	-	\$	4,722	\$	4,722	\$	(4,722)

Designation or Project Number	Sponsor/Lead Agency	Route	Project Location	County	Project Type	Funding Program Description	Phase	TIP Prior Year(s)	TIP Current Year	Total Federal Amount	Total Obligated	Variance
1601867	La Porte	IR-1023	Chessie Trail Phase 2 (SR35/39 near Kroger to intersection of I/State Street)	LaPorte	1-Bicycle & Pedestrian 6-Roadway	CMAA Group 2	CN	\$ -	\$ 1,200,000	\$ 2,383,242	\$ 3,741,791	\$ (2,541,791)
1902002	La Porte	SP-PARK	Park St from Furnace to Ellis Partial Reconstruction	LaPorte	Improvement	STBG Group 2	PE	\$ -	\$ -	\$ 288,528	\$ 432,792	\$ (432,792)
1400774	LaPorte County	IR-1001	Unincorporated Hanna and Rolling Prairie	LaPorte	1-Bicycle & Pedestrian	TA Group 2	CN	\$ -	\$ -	\$ 19,605	\$ 19,605	\$ (19,605)
1401027	LaPorte County	IR-1008	Replace Otis Road Bridge over Little Calumet River	LaPorte	2-Bridge	Local Bridge Program	CN	\$ -	\$ -	\$ 837,647	\$ 837,647	\$ (837,647)
1401027	LaPorte County	IR-1008	Replace Otis Road Bridge over Little Calumet River	LaPorte	2-Bridge	STBG Local Bridge	CE	\$ -	\$ -	\$ 62,797	\$ 94,196	\$ (94,196)
1401027	LaPorte County	IR-1008	Replace Otis Road Bridge over Little Calumet River	LaPorte	2-Bridge	Federal Special Earmark	CE	\$ -	\$ -	\$ 66,025	\$ 66,025	\$ (66,025)
1401027	LaPorte County	IR-1008	Replace Otis Road Bridge over Little Calumet River	LaPorte	2-Bridge	Local Bridge Program	CE	\$ -	\$ -	\$ 40,353	\$ 60,529	\$ (60,529)
1502335	LaPorte County	IR-1023	Marquette Greenway/Singing Sands Connector Trail East	LaPorte	1-Bicycle & Pedestrian	TA Group 2	ROW	\$ -	\$ -	\$ 513,840	\$ 770,760	\$ (770,760)
1702829	LaPorte County	IR-1033	Intersection Improvement on CR 150 North near Lofgren Road and CR 250 East	LaPorte	4-Intersection Safety	HSP-Group 3/4	ROW	\$ -	\$ -	\$ 60,060	\$ 60,060	\$ (60,060)
1702829	LaPorte County	IR-1033	Intersection Improvement on CR 150 North near Lofgren Road and CR 250 East	LaPorte	4-Intersection Safety	HSP-Group 3/4	ROW	\$ -	\$ -	\$ 2,406	\$ 64,872	\$ (64,872)
1702829	LaPorte County	IR-1033	Intersection Improvement on CR 150 North near Lofgren Road and CR 250 East	LaPorte	4-Intersection Safety	HSP-Group 3/4	CN	\$ -	\$ -	\$ 756,368	\$ 1,121,901	\$ (1,121,901)
1702829	LaPorte County	IR-1033	Intersection Improvement on CR 150 North near Lofgren Road and CR 250 East	LaPorte	4-Intersection Safety	HSP-Group 3/4	CE	\$ -	\$ -	\$ 168,269	\$ 252,403	\$ (252,403)
1902029	LaPorte County	N/A	Bridge Inspection FY 21-24	LaPorte	2-Bridge	Local Bridge Program	PE	\$ -	\$ 7,950	\$ -	\$ -	\$ 7,950
1902197	LaPorte County	IR-1001	Replacing aging regulatory and warning signs throughout LaPorte County	LaPorte	4-Intersection Safety	HSP-Group 2	PE	\$ -	\$ -	\$ 9,450	\$ 14,175	\$ (14,175)
1902197	LaPorte County	IR-1001	Replacing aging regulatory and warning signs throughout LaPorte County	LaPorte	4-Intersection Safety	HSP-Group 2	CN	\$ -	\$ -	\$ 308,453	\$ 462,680	\$ (462,680)
1902197	LaPorte County	IR-1001	Replacing aging regulatory and warning signs throughout LaPorte County	LaPorte	4-Intersection Safety	HSP (Sec. 164) Group 2	CN	\$ -	\$ -	\$ 134,242	\$ 201,363	\$ (201,363)
1902197	LaPorte County	IR-1001	Replacing aging regulatory and warning signs throughout LaPorte County	LaPorte	4-Intersection Safety	HSP-Group 2	CN	\$ -	\$ -	\$ 183,534	\$ 275,301	\$ (275,301)
1902197	LaPorte County	IR-1001	Replacing aging regulatory and warning signs throughout LaPorte County	LaPorte	4-Intersection Safety	HSP-Group 2	CE	\$ -	\$ -	\$ 76,418	\$ 114,627	\$ (114,627)
2003036	LaPorte County	IR-8001	Bridge #104, on CR 1000 South between 500 East and 550 East, over Kankakee River	LaPorte	2-Bridge	STBG Local Bridge	PE	\$ -	\$ -	\$ 382,640	\$ 573,960	\$ (573,960)
2101149	LaPorte County	IR-1017	Superstructure replacement Johnson road and Michigan Blvd	LaPorte	2-Bridge	STBG Group 2	PE	\$ -	\$ -	\$ 374,000	\$ 374,000	\$ (374,000)
0301165	Michigan City	Various	Michigan City - Singing Sands Lighthouse Trail Phase 1, Porter Co to MC	LaPorte	1-Bicycle & Pedestrian	TA Group 2	CN	\$ -	\$ -	\$ 286,065	\$ 286,065	\$ (286,065)
0301165	Michigan City	Various	Michigan City - Singing Sands Lighthouse Trail Phase 1, Porter Co to MC	LaPorte	1-Bicycle & Pedestrian	TA Group 2	CE	\$ -	\$ -	\$ 72,000	\$ 108,000	\$ (108,000)
1500324	Michigan City	IR-1023	Singing Sands Trail Ph 2 - Franklin St Bridge to E Street	LaPorte	1-Bicycle & Pedestrian	TA Group 2	CN	\$ -	\$ -	\$ 68,523	\$ 102,785	\$ (102,785)

Designation or Project Number	Sponsor/Lead Agency	Route	Project Location	County	Project Type	Funding Program Description	Phase	TIP Prior Year(s)	TIP Current Year	Total Federal Amount	Total Obligated	Variance
1006772	INDOT	US-231	from W Jct of SR 55 to US 41	INDOT - Lake	6-Roadway Improvement	NHPP	RR	\$ -	\$ -	\$ 2,527	\$ 2,527	\$ (2,527)
1006772	INDOT	US-231	from W Jct of SR 55 to US 41	INDOT - Lake	6-Roadway Improvement	NHPP	RR	\$ -	\$ -	\$ 15,197	\$ 32,920	\$ (32,920)
1172245	INDOT	US-41	Bridge over IHB RR, and 4 other streets, 1.95 miles S of I-90	INDOT - Lake	2-Bridge	HIP-Group 1	RR	\$ -	\$ -	\$ 107,160	\$ 107,160	\$ (107,160)
1173422	INDOT	I-65	SB Bridge over CSX RR, Central Ave and Ditch, 0.67 miles N of I80/94	INDOT - Lake	2-Bridge	STBG Group 1	CN	\$ -	\$ -	\$ 116,090	\$ 116,090	\$ (116,090)
1296518	INDOT	US-421	SR 10 (S. Jct) to US 30	INDOT - LaPorte	6-Roadway Improvement	NHS	CE	\$ -	\$ -	\$ 578	\$ 578	\$ (578)
1298309	INDOT	US-41	From 1.48 mi S of US 30 (82nd Lane) to 0.83 mi S of US 30 (77th Ave)	INDOT - Lake	7-Roadway Safety	HSP State	CE	\$ -	\$ -	\$ 1,945	\$ 1,945	\$ (1,945)
1298397	INDOT	US-12	Bridge over Wisconsin Central RR, IHB RR, and Carey St., 1.33 mi W of SR 912	INDOT - Lake	2-Bridge	STBG State	RR	\$ -	\$ -	\$ 19,484	\$ 19,484	\$ (19,484)
1592854	INDOT	US-41	From I-80/94 to 0.77mi S of I-90 (Huehn St)	INDOT - Lake	6-Roadway Improvement	NHPP	CE	\$ -	\$ -	\$ 5,450	\$ 5,450	\$ (5,450)
1592854	INDOT	US-41	From I-80/94 to 0.77mi S of I-90 (Huehn St)	INDOT - Lake	6-Roadway Improvement	HIP-Group 1	RR	\$ -	\$ -	\$ 744	\$ 744	\$ (744)
1600500	INDOT	SR-249	US 12, 2 RR, 2 Roads, 2.0 mi N of I-94	INDOT - Porter	2-Bridge	STBG State	CN	\$ -	\$ -	\$ 2,489,297	\$ 3,733,946	\$ (3,733,946)
1600693	INDOT	SR-51	SR 51 Intersection of SR 51/Cleveland Rd at SR 130, Intersection Improvement	INDOT - Lake	3-Intersection Congestion	State Funds	CN	\$ -	\$ 1,658,058	\$ -	\$ -	\$ 1,658,058
1600701	INDOT	SR-149	SR 149 Intersection of SR 149 at CR 875 N / Robbins Road	INDOT - Porter	4-Intersection Safety	State Funds	CN	\$ -	\$ 1,277,198	\$ -	\$ -	\$ 1,277,198
1601716	INDOT	US-12	Reconnection of US 12 E of Miller Station Project (0.25 mi E of Lake St)	INDOT - Lake	5-Roadway Expansion	STBG State	CN	\$ -	\$ -	\$ 4,408	\$ 4,408	\$ (4,408)
1601716	INDOT	US-12	Reconnection of US 12 E of Miller Station Project (0.25 mi E of Lake St)	INDOT - Lake	5-Roadway Expansion	HIP-State	CN	\$ -	\$ -	\$ 4,011	\$ 4,011	\$ (4,011)
1601716	INDOT	US-12	Reconnection of US 12 E of Miller Station Project (0.25 mi E of Lake St)	INDOT - Lake	5-Roadway Expansion	HIP-Group 1	CN	\$ -	\$ -	\$ 46,719	\$ 46,719	\$ (46,719)
1601716	INDOT	US-12	Reconnection of US 12 E of Miller Station Project (0.25 mi E of Lake St)	INDOT - Lake	5-Roadway Expansion	NHS	CN	\$ -	\$ -	\$ 257,023	\$ 257,023	\$ (257,023)
1601716	INDOT	US-12	Reconnection of US 12 E of Miller Station Project (0.25 mi E of Lake St)	INDOT - Lake	5-Roadway Expansion	STBG Group 1	CN	\$ -	\$ -	\$ 1,200,442	\$ 1,200,442	\$ (1,200,442)
1601716	INDOT	US-12	Reconnection of US 12 E of Miller Station Project (0.25 mi E of Lake St)	INDOT - Lake	5-Roadway Expansion	HIP-State	CN	\$ -	\$ -	\$ 62,621	\$ 62,621	\$ (62,621)
1601716	INDOT	US-12	Reconnection of US 12 E of Miller Station Project (0.25 mi E of Lake St)	INDOT - Lake	5-Roadway Expansion	STBG Group 1	CN	\$ -	\$ -	\$ 395	\$ 395	\$ (395)
1601716	INDOT	US-12	Reconnection of US 12 E of Miller Station Project (0.25 mi E of Lake St)	INDOT - Lake	5-Roadway Expansion	NHS	CE	\$ -	\$ -	\$ 28,956	\$ 28,956	\$ (28,956)
1700021	INDOT	US-20	US 20 Intersections of US 20 with CR 323W & CR 300W, 1.1mi W of SR 39	INDOT - LaPorte	4-Intersection Safety	State Funds	CN	\$ -	\$ 1,483,882	\$ -	\$ -	\$ 1,483,882
1700022	INDOT	US-231	US 231 & Cline Ave, 2.0mi E of US 41	INDOT - Lake	4-Intersection Safety	State Funds	CN	\$ -	\$ 2,437,899	\$ -	\$ -	\$ 2,437,899
1700087	INDOT	US-41	US 41 NB over Brown Ditch, 3.54mi S of SR 2 Lake	INDOT - Lake	2-Bridge	State Bridge Program	CN	\$ -	\$ 995,644	\$ -	\$ -	\$ 995,644
1700088	INDOT	US-41	US 41 SB over Brown Ditch, 3.54mi S of SR 2 Lake	INDOT - Lake	2-Bridge	State Bridge Program	CN	\$ -	\$ 961,392	\$ -	\$ -	\$ 961,392
1700094	INDOT	US-41	US 41 NB over Singleton Ditch, 3.23mi S of SR 2	INDOT - Lake	2-Bridge	State Bridge Program	CN	\$ -	\$ 995,652	\$ -	\$ -	\$ 995,652
1700097	INDOT	US-41	US 41 SB over Singleton Ditch, 3.23mi S of SR 2	INDOT - Lake	2-Bridge	State Bridge Program	CN	\$ -	\$ 995,652	\$ -	\$ -	\$ 995,652
1701125	INDOT	SR-49	At US 20, 1.02 mi N of I-94	INDOT - Porter	2-Bridge	NHPP	CE	\$ -	\$ -	\$ 200	\$ 200	\$ (200)
1701509	INDOT	US-231	US 231 3.50 mi W of SR 55	INDOT - Lake	6-Roadway Improvement	State Funds	CN	\$ -	\$ 292,500	\$ -	\$ -	\$ 292,500
1702988	INDOT	SR-2	SR 2, 0.25mi W of SR 55 to 0.25mi E of SR 55	INDOT - Lake	4-Intersection Safety	NHPP Non Interstate	ROW	\$ -	\$ 100,000	\$ -	\$ -	\$ 100,000

1702989	INDOT	US-6	INDOT - LaPorte	4-Intersection Safety	NHPP Non Interstate	PE	\$	-	\$	20,000	\$	-	\$	20,000
1702994	INDOT	US-231	INDOT - Lake	4-Intersection Safety	NHPP Non Interstate	PE	\$	-	\$	340,000	\$	-	\$	340,000
1702995	INDOT	SR-49	INDOT - Porter	4-Intersection Safety	NHPP Non Interstate	PE	\$	-	\$	70,000	\$	-	\$	70,000
1702995	INDOT	SR-49	INDOT - Porter	4-Intersection Safety	NHPP Non Interstate	CN	\$	-	\$	467,880	\$	-	\$	467,880
1702996	INDOT	SR-49	INDOT - Porter	4-Intersection Safety	NHPP Non Interstate	PE	\$	-	\$	80,000	\$	-	\$	80,000
1702996	INDOT	SR-49	INDOT - Porter	4-Intersection Safety	NHPP Non Interstate	ROW	\$	-	\$	100,000	\$	-	\$	100,000
1702992	INDOT	US-20	INDOT - LaPorte	4-Intersection Safety	State Funds	PE	\$	-	\$	60,000	\$	-	\$	60,000
1702992	INDOT	US-20	INDOT - LaPorte	4-Intersection Safety	State Funds	ROW	\$	-	\$	1,000,000	\$	-	\$	1,000,000
1702993	INDOT	US-20	INDOT - LaPorte	6-Roadway Improvement	State Funds	PE	\$	-	\$	700,000	\$	-	\$	700,000
1702993	INDOT	US-20	INDOT - LaPorte	6-Roadway Improvement	State Funds	ROW	\$	-	\$	100,000	\$	-	\$	100,000
1703000	INDOT	SR-912	INDOT - Lake	2-Bridge	NHPP Non Interstate	PE	\$	-	\$	50,000	\$	-	\$	50,000
1703000	INDOT	SR-912	INDOT - Lake	2-Bridge	NHPP Non Interstate	ROW	\$	-	\$	40,000	\$	-	\$	40,000
1703001	INDOT	SR-2	INDOT - LaPorte	2-Bridge	State Funds	PE	\$	-	\$	20,000	\$	-	\$	20,000
1703001	INDOT	SR-2	INDOT - LaPorte	2-Bridge	State Funds	ROW	\$	-	\$	35,000	\$	-	\$	35,000
1703002	INDOT	SR-8	INDOT - LaPorte	2-Bridge	State Funds	PE	\$	-	\$	20,000	\$	-	\$	20,000
1703002	INDOT	SR-8	INDOT - LaPorte	2-Bridge	State Funds	ROW	\$	-	\$	30,000	\$	-	\$	30,000
1703004	INDOT	US-30	INDOT - Lake	2-Bridge	NHPP Non Interstate	PE	\$	-	\$	20,000	\$	-	\$	20,000
1703004	INDOT	US-30	INDOT - Lake	2-Bridge	NHPP Non Interstate	ROW	\$	-	\$	40,000	\$	-	\$	40,000
1703005	INDOT	US-30	INDOT - Porter	2-Bridge	NHPP Non Interstate	PE	\$	-	\$	20,000	\$	-	\$	20,000
1703005	INDOT	US-30	INDOT - Porter	2-Bridge	NHPP Non Interstate	ROW	\$	-	\$	40,000	\$	-	\$	40,000
1703009	INDOT	SR-49	INDOT - Porter	2-Bridge	State Funds	PE	\$	-	\$	20,000	\$	-	\$	20,000
1703009	INDOT	SR-49	INDOT - Porter	2-Bridge	State Funds	ROW	\$	-	\$	30,000	\$	-	\$	30,000
1703011	INDOT	US-912	INDOT - Lake	2-Bridge	NHPP Non Interstate	PE	\$	-	\$	20,000	\$	-	\$	20,000
1703011	INDOT	US-912	INDOT - Lake	2-Bridge	NHPP Non Interstate	ROW	\$	-	\$	20,000	\$	-	\$	20,000
1703012	INDOT	US-912	INDOT - Lake	2-Bridge	NHPP Non Interstate	PE	\$	-	\$	20,000	\$	-	\$	20,000
1703038	INDOT	SR-51	INDOT - Lake	6-Roadway Improvement	NHPP Non Interstate	PE	\$	-	\$	10,000	\$	-	\$	10,000
1703038	INDOT	SR-51	INDOT - Lake	6-Roadway Improvement	NHPP Non Interstate	ROW	\$	-	\$	20,000	\$	-	\$	20,000
1703043	INDOT	SR-51	INDOT - Lake	2-Bridge	NHPP Non Interstate	PE	\$	-	\$	15,000	\$	-	\$	15,000
1800067	INDOT	SR-912	INDOT - Lake	6-Roadway Improvement	NHPP Non Interstate	CN	\$	-	\$	10,000	\$	-	\$	10,000
1800257	INDOT	US-6	INDOT - Lake	2-Bridge	NHPP Non Interstate	PE	\$	-	\$	35,000	\$	-	\$	35,000
1800257	INDOT	US-6	INDOT - Lake	2-Bridge	NHPP Non Interstate	PE	\$	-	\$	35,000	\$	-	\$	35,000

1800661	INDOT	US-20	US 20; 1.02 mi west of US 421	INDOT - LaPorte	6-Roadway Improvement	NHPP Non Interstate	PE	\$	-	\$	15,000	\$	-	\$	15,000
1800661	INDOT	US-20	US 20; 1.02 mi west of US 421	INDOT - LaPorte	6-Roadway Improvement	NHPP Non Interstate	ROW	\$	-	\$	20,000	\$	-	\$	20,000
1801868	INDOT	US-30	US 30& US 421; located in Wanatah	INDOT - LaPorte	4-Intersection Safety	NHPP Non Interstate	PE	\$	-	\$	50,000	\$	-	\$	50,000
1801869	INDOT	US-30	at the intersection of US 30 & SR 39	INDOT - LaPorte	4-Intersection Safety	NHPP Non Interstate	PE	\$	-	\$	50,000	\$	-	\$	50,000
1801869	INDOT	US-30	at the intersection of US 30 & SR 39	INDOT - LaPorte	4-Intersection Safety	NHPP Non Interstate	CN	\$	-	\$	1,050,000	\$	-	\$	1,050,000
1801907	INDOT	ST-1001	over RR crossing 800 feet E of Parrish, 600 feet N of 173rd	INDOT - Lake	3-Intersection Congestion	State Funds	CN	\$	-	\$	5,788,440	\$	-	\$	5,788,440
1801912	INDOT	ST-1001	over RR crossing between State St and Furnace St in La Porte	INDOT - LaPorte	3-Intersection Congestion	State Funds	CN	\$	-	\$	7,013,712	\$	-	\$	7,013,712
1802826	INDOT	Various	Statewide on-call consultant contract	Various	8-Other Projects	State Funds	PE	\$	-	\$	2,100,000	\$	-	\$	2,100,000
1900049	INDOT	US-20	.025 mi east of US-35	INDOT - LaPorte	4-Intersection Safety	State Funds	ROW	\$	-	\$	500,000	\$	-	\$	500,000
1900050	INDOT	US-20	3.1 mi east of SR-39	INDOT - LaPorte	4-Intersection Safety	State Funds	ROW	\$	-	\$	750,000	\$	-	\$	750,000
1900830	INDOT	ST-1001	N Clark Road	INDOT - Lake	3-Intersection Congestion	State Funds	ROW	\$	-	\$	4,155,000	\$	-	\$	4,155,000
1900832	INDOT	ST-1001	Colorado Street over Canadian National Railroad	INDOT - Lake	3-Intersection Congestion	State Funds	ROW	\$	-	\$	115,000	\$	-	\$	115,000
1901357	INDOT	I-65	0.45 mi. S. of US 30 (including interchange) to 0.62mi N of I-80/94 (Centra	INDOT - Lake	6-Roadway Improvement	Federal Special Earmark	CN	\$	-	\$	9,639,398	\$	7,010,325	\$	2,629,073
1901358	INDOT	SR-2	SR 2 Il. State Line to the S Jct of US 41, HMA Overlay	INDOT - Lake	6-Roadway Improvement	State Funds	CN	\$	-	\$	1,713,934	\$	-	\$	1,713,934
1901361	INDOT	US-30	US 30 IL State Line to US 41	INDOT - Lake	6-Roadway Improvement	State Funds	CN	\$	-	\$	4,550,883	\$	-	\$	4,550,883
1901364	INDOT	US-6	US 6 2.44mi W of SR 149 (Scottsdale Rd) to SR 149, HMA Overlay	INDOT - Porter	6-Roadway Improvement	State Funds	CN	\$	-	\$	2,218,363	\$	-	\$	2,218,363
1901365	INDOT	SR-2	SR 2, 0.88mi N of US 231 to US 30	INDOT - Porter	6-Roadway Improvement	State Funds	CN	\$	-	\$	5,365,895	\$	-	\$	5,365,895
1901377	INDOT	US-35	US 35 NB at GT&W RR, Railroad Str., 0.42mi N of US 6	INDOT - LaPorte	2-Bridge	State Funds	CN	\$	-	\$	868,141	\$	-	\$	868,141
1901379	INDOT	SR-912	SR 912 Over M&S RR, 0.25mi W of I-80	INDOT - Lake	2-Bridge	State Funds	CN	\$	-	\$	1,797,663	\$	-	\$	1,797,663
1901382	INDOT	SR-212	SR 212 over CSS & SB RR (NICTD RR), 1.05mi N of US 20	INDOT - LaPorte	2-Bridge	State Funds	CN	\$	-	\$	828,141	\$	-	\$	828,141
1901389	INDOT	I-80	Burr St at I-80 EB/WB Ramp, 1.51mi E of SR 912	INDOT - Lake	2-Bridge	State Funds	CN	\$	-	\$	2,174,543	\$	-	\$	2,174,543
1901401	INDOT	SR-49	SR 49 NB at SR 2 EB/WB, 1.13mi N of US 30	INDOT - Porter	2-Bridge	State Funds	CN	\$	-	\$	239,538	\$	-	\$	239,538
1901468	INDOT	US-421	US 421 Over CF&E RR, Bailey Rd, Road, 0.37mi S of US 30	INDOT - LaPorte	2-Bridge	State Funds	CN	\$	-	\$	493,344	\$	-	\$	493,344
1902136	INDOT	Various	12 Various locations on SR2 in LaPorte and Porter Counties	Various	6-Roadway Improvement	State Funds	ROW	\$	-	\$	130,000	\$	-	\$	130,000
1902136	INDOT	Various	12 Various locations on SR2 in LaPorte and Porter Counties	Various	6-Roadway Improvement	State Funds	CN	\$	-	\$	20,000	\$	-	\$	20,000
1902137	INDOT	Various	17 Various Locations on SR 39 in LaPorte, Starke and Pulaski Counties	Various	6-Roadway Improvement	State Funds	ROW	\$	-	\$	170,000	\$	-	\$	170,000
1902137	INDOT	Various	17 Various Locations on SR 39 in LaPorte, Starke and Pulaski Counties	Various	6-Roadway Improvement	State Funds	CN	\$	-	\$	20,000	\$	-	\$	20,000
2000022	INDOT	US-20	US 20 At SR152	INDOT - Lake	3-Intersection Congestion	NHPP Non Interstate	CN	\$	-	\$	100,000	\$	-	\$	100,000
2000039	INDOT	SR-912	SR 912 over CSX RR, AMOCO SERV RD, 00.45 W US 12/US 20	INDOT - Lake	2-Bridge	State Funds	CN	\$	-	\$	55,000	\$	-	\$	55,000
2000040	INDOT	SR-51	SR 51 SR 51 NB over BURNS DITCH (DEEP RIVER), 00.25 N I80/94	INDOT - Lake	2-Bridge	State Funds	CN	\$	28,800	\$	10,000	\$	-	\$	38,800

2000042	INDOT	SR-51	SR 51 SR over BURNS DITCH (DEEP RIVER), 00.25 N I80/94	INDOT - Lake	2-Bridge	State Funds	CN	\$	27,000	\$	10,000	\$	-	\$	-	\$	37,000
2000045	INDOT	SR-152	SR 152 over IHB RR, 02.18 N I-80	INDOT - Lake	2-Bridge	State Funds	CN	\$	180,000	\$	100,000	\$	-	\$	-	\$	280,000
2000051	INDOT	US-35	US 35 over KANKAKEE RIVER, 02.45 S US 6	INDOT - LaPorte	2-Bridge	State Funds	CN	\$	150,000	\$	15,000	\$	-	\$	-	\$	165,000
2000052	INDOT	I-65	I-65 at 61st Avenue (SB Ramp Terminal)	INDOT - Lake	6-Roadway Improvement	NHPP Interstate	PE	\$	-	\$	150,000	\$	-	\$	-	\$	150,000
2000058	INDOT	US-6	US 6 over TRAVIS DITCH, 01.08 W US 35 E JCT	INDOT - LaPorte	2-Bridge	State Funds	CN	\$	20,000	\$	10,000	\$	-	\$	-	\$	30,000
2000062	INDOT	SR-912	SR 912 EB over SR 912, I-80/I-94, 1 RAMP, 00.02 W I-80	INDOT - Lake	2-Bridge	State Funds	CN	\$	-	\$	5,000	\$	-	\$	-	\$	5,000
2000074	INDOT	SR-2	SR 2 over PEARLE CREEK, 00.88 E I-65	INDOT - Lake	2-Bridge	State Funds	CN	\$	-	\$	10,000	\$	-	\$	-	\$	10,000
2000082	INDOT	SR-53	SR 53 over TURKEY CREEK, 02.31 N US 30	INDOT - Lake	2-Bridge	State Funds	CN	\$	-	\$	15,000	\$	-	\$	-	\$	15,000
2000094	INDOT	SR-912	SR 912 over 25TH AVE/I77TH ST, 00.18 W I-80	INDOT - Lake	2-Bridge	State Funds	CN	\$	-	\$	5,000	\$	-	\$	-	\$	5,000
2000095	INDOT	SR-912	SR 912 EB RMP TO I-80@-.25TH AVE/I77TH ST, 00.18 W I-80	INDOT - Lake	2-Bridge	State Funds	CN	\$	-	\$	5,000	\$	-	\$	-	\$	5,000
2000096	INDOT	SR-912	SR 912 I-80 W-SR 912W RAMP@-.25TH AVE/I77TH ST, 00.18 W I-80	INDOT - Lake	2-Bridge	State Funds	CN	\$	-	\$	5,000	\$	-	\$	-	\$	5,000
2000138	INDOT	SR-49	SR 49 over PLEASANT TWP DITCH, 01.69 S SR 8	INDOT - Porter	2-Bridge	State Funds	CN	\$	19,800	\$	5,000	\$	-	\$	-	\$	24,800
2000402	INDOT	US-6	US 6 over CSX RR, TRACY ROAD, 01.96 E N JCT US 35	INDOT - LaPorte	2-Bridge	NHPP Non Interstate	CN	\$	120,000	\$	70,000	\$	-	\$	-	\$	190,000
2000416	INDOT	I-94	I-94 WB over N&S RR, 01.36 E US 20	INDOT - Porter	2-Bridge	NHPP Interstate	CN	\$	-	\$	55,000	\$	-	\$	-	\$	55,000
2000421	INDOT	I-94	I-94 WB over LITTLE CALUMET RIVER, 01.54 W SR 49	INDOT - Porter	2-Bridge	NHPP Interstate	PE	\$	-	\$	200,000	\$	-	\$	-	\$	200,000
2000425	INDOT	I-94	I-94 EB over NICTD RR, 01.73 E US 20	INDOT - Lake	2-Bridge	NHPP Interstate	CN	\$	200,000	\$	45,000	\$	-	\$	-	\$	245,000
2000430	INDOT	I-94	I-94 WB over NICTD RR, 01.73 E US 20	INDOT - Lake	2-Bridge	NHPP Interstate	CN	\$	200,000	\$	50,000	\$	-	\$	-	\$	250,000
2000492	INDOT	I-65	I-65 0.60 mi. S. of US 231 to US 30	INDOT - Lake	6-Roadway Improvement	State Funds	CN	\$	350,000	\$	10,000	\$	-	\$	-	\$	360,000
2000495	INDOT	I-94	I-94 0.40 mi. E. of US 421 to 0.45 mi. W. of US 20/35 (NS RR Bridge)	INDOT - Lake	6-Roadway Improvement	State Funds	CN	\$	250,000	\$	10,000	\$	-	\$	-	\$	260,000
2000497	INDOT	US-231	US 231 N. Jct of SR 2 to 0.36 mi. E. of S. Jct of SR 55 (I13th Ave)	INDOT - Lake	6-Roadway Improvement	State Funds	ROW	\$	-	\$	150,000	\$	-	\$	-	\$	150,000
2000497	INDOT	US-231	US 231 N. Jct of SR 2 to 0.36 mi. E. of S. Jct of SR 55 (I13th Ave)	INDOT - Lake	6-Roadway Improvement	State Funds	CN	\$	-	\$	80,000	\$	-	\$	-	\$	80,000
2000499	INDOT	US-35	US 35 .045 miles N of SR 2 to SR 39.	INDOT - LaPorte	6-Roadway Improvement	State Funds	ROW	\$	-	\$	60,000	\$	-	\$	-	\$	60,000
2000499	INDOT	US-35	US 35 .045 miles N of SR 2 to SR 39.	INDOT - LaPorte	6-Roadway Improvement	State Funds	CN	\$	-	\$	10,000	\$	-	\$	-	\$	10,000
2000606	INDOT	US-12	US 12 US 12/20 Split (Melton Rd.) to 1.07 mi. W. of SR 249 (Burns Harbor Ditch)	INDOT - Porter	6-Roadway Improvement	NHPP Non Interstate	CN	\$	-	\$	50,000	\$	-	\$	-	\$	50,000
2000607	INDOT	US-12	US 12 Porter/LaPorte Co. Line to MI State Line	INDOT - LaPorte	6-Roadway Improvement	NHPP Non Interstate	CN	\$	-	\$	200,000	\$	-	\$	-	\$	200,000
2000609	INDOT	US-35	US 35 SR 39 to US 20	INDOT - LaPorte	6-Roadway Improvement	NHPP Non Interstate	CN	\$	-	\$	150,000	\$	-	\$	-	\$	150,000
2000613	INDOT	SR-4	SR 4 SR 2 to 2.02 mi. E. of SR 2 (Boyd Blvd)	INDOT - LaPorte	6-Roadway Improvement	NHPP Non Interstate	ROW	\$	-	\$	100,000	\$	-	\$	-	\$	100,000
2000852	INDOT	I-94	I-94 over Bleck Road, I-94 EB/WB, 03.77 E US 421	INDOT - LaPorte	2-Bridge	NHPP Interstate	CN	\$	-	\$	5,000	\$	-	\$	-	\$	5,000
2000995	INDOT	US-6	US 6 over COFFEE CREEK, 02.10 E SR 49	INDOT - Porter	2-Bridge	State Funds	CN	\$	-	\$	85,000	\$	-	\$	-	\$	85,000
2000998	INDOT	SR-8	SR-8 over Davidson Drain	INDOT - LaPorte	6-Roadway Improvement	State Funds	CN	\$	-	\$	110,000	\$	-	\$	-	\$	110,000

2001039	INDOT	I-94	I-94 over I-94 EB/WB, 01.67 W SR 49	INDOT - Porter	2-Bridge	State Funds	CN	\$	-	\$	170,000	\$	-	\$	170,000
2001884	INDOT	US-12	US 12, 3.17 mi. E. of SR 912 (Bridge S1) to 0.38 mi. E. of I-65 (Beginning of PCCP)	INDOT - Lake	6-Roadway Improvement	NHPP Non Interstate	PE	\$	-	\$	200,000	\$	-	\$	200,000
2002038	INDOT	SR-49	SR 49 NB over I-90 EB/WB, 01.61 N US 6	INDOT - Porter	2-Bridge	NHPP Non Interstate	PE	\$	-	\$	200,000	\$	-	\$	200,000
2002039	INDOT	SR-49	SR 49 SB over I-90 EB/WB, 01.61 N US 6	INDOT - Porter	2-Bridge	NHPP Non Interstate	PE	\$	-	\$	200,000	\$	-	\$	200,000
2002079	INDOT	SR-249	SR 249 NB over LITTLE CALUMET RIVER, 00.71 N I-94	INDOT - Porter	2-Bridge	NHPP Non Interstate	PE	\$	-	\$	300,000	\$	-	\$	300,000
2002080	INDOT	SR-249	SR 249 SB over LITTLE CALUMET RIVER, 00.71 N I-94	INDOT - Porter	2-Bridge	NHPP Non Interstate	PE	\$	-	\$	200,000	\$	-	\$	200,000
2001042	INDOT	I-80	I-80 over I-80 EB/WB, 2 CD's, 00.22 E I-65	INDOT - Lake	2-Bridge	State Funds	CN	\$	169,000	\$	1,050,000	\$	-	\$	1,219,000
2001994	INDOT	US-6	US 6 over CSX RR, 01.92 E SR 49	INDOT - Porter	2-Bridge	NHPP Non Interstate	PE	\$	-	\$	36,000	\$	-	\$	36,000
2002120	INDOT	I-65	I-65 NB over N&S RR, 04.83 N US 30	INDOT - Lake	2-Bridge	NHPP Interstate	PE	\$	-	\$	300,000	\$	-	\$	300,000
2002121	INDOT	I-65	I-65 SB over N&S RR, 04.83 N US 30	INDOT - Lake	2-Bridge	NHPP Interstate	PE	\$	-	\$	300,000	\$	-	\$	300,000
2002123	INDOT	I-65	I-65 SB over 35TH AVENUE, 05.84 N US 30	INDOT - Lake	2-Bridge	NHPP Interstate	PE	\$	-	\$	200,000	\$	-	\$	200,000
2002146	INDOT	I-65	I-65 Over CFE Railroad, 6.54 Miles North of US 30	INDOT - Lake	2-Bridge	NHPP Interstate	PE	\$	-	\$	129,000	\$	-	\$	129,000
2002147	INDOT	I-65	NB I-65 over ramp from I-65 NB to I-80/I-94 WB, 6.45 miles	INDOT - Lake	2-Bridge	NHPP Interstate	PE	\$	-	\$	118,000	\$	-	\$	118,000
2002148	INDOT	I-65	I-65 SB over the ramp from I-65 NB to I-80/I-94 WB, 6.45 Miles North of US 30	INDOT - Lake	2-Bridge	NHPP Interstate	PE	\$	-	\$	123,000	\$	-	\$	123,000
2002312	INDOT	US-20	US 20 US 12 (Columbus Ave.) to SR 152	INDOT - Lake	6-Roadway Improvement	NHPP Non Interstate	PE	\$	-	\$	250,000	\$	-	\$	250,000
2002347	INDOT	I-65	61ST AVENUE over I-65 NB/SB, 02.51 N US 30	INDOT - Lake	2-Bridge	NHPP Interstate	PE	\$	-	\$	250,000	\$	-	\$	250,000
2002344	INDOT	I-94	I-94 WAVERLY ROAD over I-94 EB/WB, 01.12 W SR 49	INDOT - Porter	2-Bridge	NHPP Interstate	PE	\$	-	\$	200,000	\$	-	\$	200,000
2001036	INDOT	SR-49	Old SR 49 (N Calumet Ave) over SR 49, 01.02 S US 6	INDOT - Porter	2-Bridge	State Funds	CN	\$	-	\$	65,000	\$	-	\$	65,000
2001045	INDOT	SR-49	SR 149 over , 0.94 N JCT SR 130	INDOT - Porter	6-Roadway Improvement	State Funds	CN	\$	-	\$	120,000	\$	-	\$	120,000
2001051	INDOT	I-94	Wagner Rd over I-94 EB/WB, 01.67 W SR 49	INDOT - Porter	2-Bridge	State Funds	CN	\$	-	\$	90,000	\$	-	\$	90,000
2001808	INDOT	Various	Signal Project at Various Locations Throughout Porter County	INDOT - Porter	7-Roadway Safety	State Funds	CN	\$	-	\$	110,000	\$	-	\$	110,000
2001885	INDOT	US-35	US 35 1.21 mi. S. of SR 2 (Kingsbury Ave) to SR 2	INDOT - LaPorte	6-Roadway Improvement	NHPP Non Interstate	CN	\$	-	\$	750,000	\$	-	\$	750,000
2001935	INDOT	SR-49	SR 49 over DITCH, 0.22 S CALUMET ROAD	INDOT - Porter	6-Roadway Improvement	NHPP Non Interstate	CN	\$	-	\$	60,000	\$	-	\$	60,000
2002295	INDOT	SR-39	SR 39, 2.12 N JCT SR 8	INDOT - LaPorte	6-Roadway Improvement	NHPP Non Interstate	CN	\$	-	\$	28,000	\$	-	\$	28,000
2002298	INDOT	US-30	US 30 over UNT, 00.04 E I-65, at Mail entrance B of the Southlake Mall	INDOT - Lake	6-Roadway Improvement	NHPP Non Interstate	PE	\$	-	\$	100,000	\$	-	\$	100,000
2002299	INDOT	US-35	US 35, 0.65 N JCT I-80/90	INDOT - LaPorte	6-Roadway Improvement	NHPP Non Interstate	PE	\$	-	\$	80,000	\$	-	\$	80,000
2002346	INDOT	I-65	I-65, at CR H-10/153RD AVE over I-65 NB/SB, 03.58 N SR 2	INDOT - Lake	2-Bridge	NHPP Non Interstate	PE	\$	-	\$	347,000	\$	-	\$	347,000
2002529	INDOT	Various	Various Locations Throughout the LaPorte District	Various	7-Roadway Safety	State Funds	CN	\$	-	\$	670,000	\$	-	\$	670,000
2002531	INDOT	Various	US12, US20, and US421 are the corridors in LaPorte County, SR17 is the corridor in Plymouth	INDOT - LaPorte	6-Roadway Improvement	State Funds	CN	\$	-	\$	700,000	\$	-	\$	700,000

2002532	INDOT	Various	Baums Bridge Road, US 12 Mineral Springs Road) and convert two locations to all-way stop control with flashing beacons (SR 39 @	Various	4-Intersection Safety	State Funds	CN	\$ -	\$ -	\$ 400,000	\$ -	\$ -	\$ 400,000
2002534	INDOT	Various	at signalized intersections in Lake, Porter, and LaPorte Counties	Various	7-Roadway Safety	NHPP Non Interstate	CN	\$ -	\$ -	\$ 330,000	\$ -	\$ -	\$ 330,000
2002572	INDOT	Various	along rural sections of the Interstates, I-65, I-94 & I-80/94.	Various	8-Other Projects	State Funds	CN	\$ -	\$ -	\$ 1,180,000	\$ -	\$ -	\$ 1,180,000
2000785	Chicago Southshore	ST-1038	Carroll Ave. in Michigan City - CSS RR - DOT #483276X	INDOT - LaPorte	4-Intersection Safety	HSIP (Sec 130)	RR	\$ -	\$ -	\$ -	\$ 134,808	\$ 134,808	\$ (134,808)
2101277	Norfolk Southern Ra	ST-1045	Install safety upgrades at crossing; Norfolk Southern RR Allen, Porter, Lake, L	INDOT - LaPorte	4-Intersection Safety	HSIP (Sec 130)	RR	\$ -	\$ -	\$ -	\$ -	\$ 4,388,123	\$ (4,388,123)

Des/Transit Project ID Number (TIPIN)	Sponsor/Lead Agency	Route	Project Location	County	Project Type	Funding Program Description	Grant Number (if known)	TIP Prior Year(s)	TIP Current Year	Total Federal Amount	Total Obligated	Variance
NIRPCL1600245	ECT	N/A	Transit/Operating / Operating Assistance	Lake	Complimentary Paratransit	FTA 5307 Chicago UZA		\$ -	\$ 384,060	\$ 384,060	\$ 384,060	\$ -
NIRPCL1600357	ECT	N/A	Transit / Preventative Maintenance	Lake	Transit - Preventative Maintenance	FTA 5307 Chicago UZA		\$ -	\$ 250,000	\$ 469,389	\$ 469,389	\$ (219,389)
NIRPCL1600230	ECT	N/A	Transit/Operating / 2022 Comp Paratransit	Lake	Transit - Operating	FTA 5307 Chicago UZA		\$ -	\$ 356,455	\$ 342,197	\$ 342,197	\$ 14,258
NIRPCL1600428	ECT	N/A	Transit / Vehicle Replacement	Lake	Transit - Vehicle Replacement	FTA 5338 Chicago UZA		\$ 462,145	\$ -	\$ 457,995	\$ 457,995	\$ 4,150
NIRPCL1600222	GPTC	N/A	Transit/Operating / Comp Paratransit	Lake	Complimentary Paratransit	FTA 5307 Chicago UZA	IN-2022-008-00	\$ -	\$ -	\$ 641,000	\$ 641,000	\$ (641,000)
NIRPCL1600223	GPTC	N/A	Transit/Operating / 2022 Comp Paratransit	Lake	Complimentary Paratransit	FTA 5307 Chicago UZA		\$ -	\$ 883,378	\$ 706,702	\$ 706,702	\$ 176,676
NIRPCL1600232	GPTC	N/A	Transit/Operating / Operating Assistance	Lake	Transit - Operating	FTA 5307 Chicago UZA	IN-2022-008-00	\$ -	\$ -	\$ 238,467	\$ 238,467	\$ (238,467)
NIRPCL1600233	GPTC	N/A	Transit/Operating / 2022 Operating Assistance	Lake	Transit - Operating	FTA 5307 Chicago UZA		\$ -	\$ 877,294	\$ 438,647	\$ 438,647	\$ 438,647
NIRPCL1600237	GPTC	N/A	Transit/Operating / IARC	Lake	Transit - Operating	FTA 5307 Chicago UZA	IN-2022-008-00	\$ -	\$ -	\$ 725,623	\$ 725,623	\$ (725,623)
NIRPCL1600238	GPTC	N/A	Transit/Operating / 2023 IARC	Lake	Transit - Operating	FTA 5307 Chicago UZA		\$ -	\$ 1,451,246	\$ 725,623	\$ 725,623	\$ 725,623
NIRPCL1600341	GPTC	N/A	Transit / Preventative Maintenance	Lake	Transit-Preventative Maintenance	FTA 5307 Chicago UZA	IN-2022-008-00	\$ -	\$ -	\$ 3,505,748	\$ 3,505,748	\$ (3,505,748)
NIRPCL1600342	GPTC	N/A	Transit / Preventative Maintenance	Lake	Transit-Preventative Maintenance	FTA 5307 Chicago UZA		\$ -	\$ 4,507,185	\$ 3,605,748	\$ 3,605,748	\$ 901,437
NIRPCL1600373	GPTC	N/A	Transit/Customer Exp. / Trans. Facilities	Lake	Transit - Asset Management	FTA 5307 Chicago UZA	IN-2022-008-00	\$ -	\$ -	\$ 14,162	\$ 14,162	\$ (14,162)
NIRPCL1600375	GPTC	N/A	Transit/Customer Exp. / 2022 Trans. Facilities	Lake	Transit - Asset Management	FTA 5307 Chicago UZA		\$ -	\$ 50,000	\$ 40,000	\$ 40,000	\$ 10,000
NIRPCL1600407	GPTC	N/A	Transit - Planning/Oversight	Lake	Transit - Planning	FTA 5307 Chicago UZA	IN-2022-008-00	\$ -	\$ -	\$ 80,000	\$ 80,000	\$ (80,000)
NIRPCL1600408	GPTC	N/A	Transit - Planning/Oversight	Lake	Transit - Planning	FTA 5307 Chicago UZA		\$ -	\$ 297,750	\$ 238,200	\$ 238,200	\$ 59,550
1901792.CX.PE.0	GPTC	N/A	Transit/Customer Exp. / Trans. Facilities	Lake	Transit - Asset Management	FTA 5307 Chicago UZA		\$ -	\$ 900,000	\$ 720,000	\$ 720,000	\$ 180,000
NIRPCL1600290	NICTD	N/A	Rebuild-NEW	Various	Transit - Asset Management	FTA 5337 Chicago UZA		\$ 1,172,000	\$ -	\$ 937,600	\$ 937,600	\$ 234,400
NIRPCL1600292	NICTD	N/A	Transit/Asset Management / 2021 Midlife Rebuild-NEW	Various	Transit - Asset Management	FTA 5337 Chicago UZA		\$ 350,000	\$ -	\$ 280,000	\$ 280,000	\$ 70,000
NIRPCL1600293	NICTD	N/A	Transit/Asset Management / 2022 Midlife Rebuild-NEW	Various	Transit - Asset Management	FTA 5337 Chicago UZA		\$ -	\$ 400,000	\$ 320,000	\$ 320,000	\$ 80,000
NIRPCL1600289	NICTD	N/A	NICTD End of Life - 1982 Cars	Various	Transit/Asset Management	FTA 5337 Chicago UZA		\$ 5,028,000	\$ -	\$ 4,022,400	\$ 4,022,400	\$ 1,005,600
NIRPCL1600291	NICTD	N/A	Transit/Asset Management / 2021 Endlife Rebuild-NEW	Various	Transit - Asset Management	FTA 5337 Chicago UZA		\$ 829,500	\$ -	\$ 663,600	\$ 663,600	\$ 165,900
NIRPCL1600296	NICTD	N/A	Transit/Asset Management / 2022 Endlife Rebuild-NEW	Various	Transit - Asset Management	FTA 5337 Chicago UZA		\$ -	\$ 1,004,500	\$ 803,600	\$ 803,600	\$ 200,900
NIRPCL1600299	NICTD	N/A	NICTD Rolling Stock Acquisition	Various	Transit - Asset Management	FTA 5337 Chicago UZA		\$ 8,000,000	\$ -	\$ 6,400,000	\$ 6,400,000	\$ 1,600,000
NIRPCL1600300	NICTD	N/A	Transit/Asset management / 2021 Rolling Stock-NEW	Various	Transit - Asset Management	FTA 5337 Chicago UZA		\$ 8,000,000	\$ -	\$ 6,400,000	\$ 6,400,000	\$ 1,600,000
NIRPCL1600301	NICTD	N/A	Transit/Asset management / 2022 Rolling Stock-NEW	Various	Transit - Asset Management	FTA 5337 Chicago UZA		\$ -	\$ 8,000,000	\$ 6,400,000	\$ 6,400,000	\$ 1,600,000
NIRPCL1600304	NICTD	N/A	Maintenance Overhaul	Various	Transit - Asset Management	FTA 5307 Chicago UZA		\$ 7,485,923	\$ 6,985,923	\$ 5,588,738	\$ 5,588,738	\$ 8,883,108
NIRPCL1600305	NICTD	N/A	Transit/Asset management / 2021 Maintenance Overhaul-NEW	Various	Transit - Asset Management	FTA 5307 Chicago UZA		\$ 6,985,923	\$ 6,985,923	\$ 5,588,738	\$ 5,588,738	\$ 8,383,108
NIRPCL1600306	NICTD	N/A	Transit/Asset management / 2022 Maintenance Overhaul-NEW	Various	Transit - Asset Management	FTA 5307 Chicago UZA		\$ -	\$ 6,985,923	\$ 5,588,738	\$ 5,588,738	\$ 1,397,185

NIRPCL1600307	NICTD	N/A	Transit/Asset management / 2023 Maintenance Overhaul-NEW	Various	Transit - Asset Management	FTA 5307 Chicago UZA	\$ -	\$ 6,985,923	\$ 5,588,738	\$ 5,588,738	\$ 1,397,185
NIRPCL1600309	NICTD	N/A	NICTD Catenary/2020 Signal Improvements	Various	Transit - Asset Management	FTA 5337 Chicago UZA	\$ 2,100,000	\$ -	\$ 1,680,000	\$ 1,680,000	\$ 420,000
NIRPCL1600310	NICTD	N/A	Transit/Asset management / 2021 Catenary Improvement-NEW	Various	Transit - Asset Management	FTA 5337 Chicago UZA	\$ 2,100,000	\$ -	\$ 1,680,000	\$ 1,680,000	\$ 420,000
NIRPCL1600311	NICTD	N/A	NICTD 2020 Replacement Rail	Various	Transit - Asset Management	FTA 5337 Chicago UZA	\$ 1,033,342	\$ -	\$ 2,126,674	\$ 2,126,674	\$ (1,093,332)
NIRPCL1600312	NICTD	N/A	Transit/Asset management / 2021 Replacement Rail-NEW	Various	Transit - Asset Management	FTA 5337 Chicago UZA	\$ 2,625,000	\$ -	\$ 2,100,000	\$ 2,100,000	\$ 525,000
NIRPCL1600313	NICTD	N/A	Transit/Asset management / 2022 Replacement Rail-NEW	Various	Transit - Asset Management	FTA 5337 Chicago UZA	\$ -	\$ 1,000,000	\$ 800,000	\$ 800,000	\$ 200,000
NIRPCL1600314	NICTD	N/A	NICTD 2020 Track Equipment	Various	Transit - Asset Management	FTA 5337 Chicago UZA	\$ 650,000	\$ -	\$ 520,000	\$ 520,000	\$ 130,000
NIRPCL1600315	NICTD	N/A	Transit/Asset management / 2021 Track Equipment-NEW	Various	Transit - Asset Management	FTA 5337 Chicago UZA	\$ 675,000	\$ -	\$ 540,000	\$ 540,000	\$ 135,000
NIRPCL1600316	NICTD	N/A	Transit/Asset management / 2022 Track Equipment-NEW	Various	Transit - Asset Management	FTA 5337 Chicago UZA	\$ -	\$ 700,000	\$ 560,000	\$ 560,000	\$ 140,000
NIRPCL1600328	NICTD	N/A	Transit/Asset Management / 2021 Network Switches-NEW	Various	Transit - Asset Management	FTA 5337 Chicago UZA	\$ 90,000	\$ -	\$ 720,000	\$ 720,000	\$ (630,000)
NIRPCL1600329	NICTD	N/A	Transit/Asset Management / 2022 Bridge Rehab-NEW	Various	Transit - Asset Management	FTA 5337 Chicago UZA	\$ -	\$ 1,025,000	\$ 820,000	\$ 820,000	\$ 205,000
NIRPCL1600330	NICTD	N/A	Transit/Asset Management / 2023 Bridge Rehab-NEW	Various	Transit - Asset Management	FTA 5337 Chicago UZA	\$ -	\$ 2,400,000	\$ 1,420,000	\$ 1,420,000	\$ 980,000
NIRPCL1600332	NICTD	N/A	Transit/Asset Management / 2022 Track Improvements-NEW	Various	Transit - Asset Management	FTA 5337 Chicago UZA	\$ -	\$ 2,100,000	\$ 1,680,000	\$ 1,680,000	\$ 420,000
NIRPCL1600333	NICTD	N/A	Transit/Asset Management / 2022 Track Improvements-NEW	Various	Transit - Asset Management	FTA 5337 Chicago UZA	\$ -	\$ 2,400,000	\$ 1,920,000	\$ 1,920,000	\$ 480,000
NIRPCL1600338	NICTD	N/A	Transit/Asset Management / 2021 MED Improvement-NEW	Various	Transit - Asset Management	FTA 5337 Chicago UZA	\$ 5,795,500	\$ -	\$ 4,636,400	\$ 4,636,400	\$ 1,159,100
NIRPCL1600339	NICTD	N/A	Transit/Asset Management / 2022 MED Improvement-NEW	Various	Transit - Asset Management	FTA 5337 Chicago UZA	\$ -	\$ 5,695,500	\$ 4,556,400	\$ 4,556,400	\$ 1,139,100
NIRPCL1600371	NICTD	N/A	Transit/Asset management / 2021 Shop Equipment-NEW	Various	Transit - Asset Management	FTA 5337 Chicago UZA	\$ 250,000	\$ -	\$ 200,000	\$ 200,000	\$ 50,000
NIRPCL1600378	NICTD	N/A	NICTD Station Improvements	Various	Transit - Asset Management	FTA 5337 Chicago UZA	\$ 1,000,000	\$ -	\$ 800,000	\$ 800,000	\$ 200,000
NIRPCL1600381	NICTD	N/A	Transit/Customer Exp. / 2020 Station Parking Improvements-NEW	Various	Transit - Customer Experience	FTA 5337 Chicago UZA	\$ 1,000,000	\$ -	\$ 800,000	\$ 800,000	\$ 200,000
NIRPCL1600379	NICTD	N/A	Transit/Customer Exp. / 2021 Station Improvements-NEW	Various	Transit - Customer Experience	FTA 5337 Chicago UZA	\$ 1,000,000	\$ -	\$ 800,000	\$ 800,000	\$ 200,000
NIRPCL1600380	NICTD	N/A	Transit/Customer Exp. / 2021 WiFi Routers-NEW	Various	Transit - Customer Experience	FTA 5337 Chicago UZA	\$ 162,000	\$ -	\$ 129,600	\$ 129,600	\$ 32,400
NIRPCL1600439	NICTD	N/A	NICTD Mfct./Suppr./Police Vehicles	Various	Transit - Asset Management	FTA 5337 Chicago UZA	\$ 550,000	\$ -	\$ 440,000	\$ 440,000	\$ 110,000
NIRPCL1600440	NICTD	N/A	Transit/Asset Management / 2021 Support Vehicles-NEW	Various	Transit - Asset Management	FTA 5337 Chicago UZA	\$ 562,500	\$ -	\$ 450,000	\$ 450,000	\$ 112,500
NIRPCL1600441	NICTD	N/A	Transit/Asset Management / 2022 Support Vehicles-NEW	Various	Transit - Asset Management	FTA 5337 Chicago UZA	\$ -	\$ 562,700	\$ 450,160	\$ 450,160	\$ 112,540
NIRPCL1600482	NICTD	N/A	Transit / Safety / 2020 Security Camera System-NEW	Various	Transit - Security	FTA 5337 Chicago UZA	\$ 1,611,051	\$ -	\$ 1,288,840	\$ 1,288,840	\$ 322,211
20011100	NIRPC	N/A	Transit/Operating / 2022 Operational Support Equipment	Various	Transit - Operating Supplies	FTA 5307 Chicago UZA	\$ -	\$ 82,191	\$ 128,375	\$ 128,375	\$ (46,184)
20011100	NIRPC	N/A	Transit / Planning/Oversight	Various	Transit - Planning	FTA 5307 Chicago UZA	\$ -	\$ 407,000	\$ 325,600	\$ 325,600	\$ 81,400
NIRPCL1600250	NTDAR	N/A	Transit/Operating / 2022 Operating Assistance	Lake	Transit - Operating	FTA 5307 Chicago UZA	\$ -	\$ 518,350	\$ 259,175	\$ 259,175	\$ 259,175
NIRPCL1600362	NTDAR	N/A	Transit / 2022 Preventative Maintenance	Lake	Transit-Preventative Maintenance	FTA 5307 Chicago UZA	\$ -	\$ 54,000	\$ 43,200	\$ 43,200	\$ 10,800
NIRPCL1600424	NTDAR	N/A	Transit / Vehicle Replacement	Lake	Transit - Vehicle Replacement	FTA 5307 Chicago UZA	\$ -	\$ 76,400	\$ -	\$ -	\$ 76,400

NIRPC1600367	OE	N/A	Transit / 2022 Preventative Maintenance	Porter	Transit-Preventative Maintenance	FTA 5307 Chicago UZA		\$ -	\$ 128,000	\$ 204,800	\$ 204,800	\$ (76,800)
NIRPC1600426	OE	N/A	Transit / Vehicle Replacement	Porter	Transit - Vehicle Replacement	FTA 5307 Chicago UZA		\$ -	\$ 194,500	\$ 308,160	\$ 308,160	\$ (113,660)
NIRPC1600384	PCACS	N/A	Transit/ Expansion	Porter	Transit - Expansion	FTA 5307 Chicago UZA		\$ -	\$ 50,000	\$ -	\$ -	\$ 50,000
NIRPC1600241	PCACS	N/A	Transit/ Operating / 2022	Porter	Transit - Operating	FTA 5310 Chicago UZA		\$ -	\$ 150,000	\$ 133,761	\$ 133,761	\$ 16,239
NIRPC1600352	PCACS	N/A	Transit/ 2022 Preventative Maintenance	Porter	Transit - Preventative Maintenance	FTA 5310 Chicago UZA		\$ -	\$ 50,000	\$ -	\$ -	\$ 50,000
NIRPC1600445	PCACS	N/A	Transit / Vehicle Replacement	Porter	Transit - Vehicle Replacement	FTA 5307 Chicago UZA		\$ -	\$ 140,000	\$ 163,485	\$ 163,485	\$ (23,485)
NIRPC1600258	SLCCS	N/A	Transit/Operating / 2022 Comp Paratransit	Lake	Complimentary Paratransit	FTA 5307 Chicago UZA		\$ -	\$ 250,000	\$ 125,000	\$ 125,000	\$ 125,000
NIRPC1600389	SLCCS	N/A	Transit/ Expansion	Lake	Transit - Expansion	FTA 5307 Chicago UZA		\$ -	\$ 25,000	\$ -	\$ -	\$ 25,000
NIRPC1600262	SLCCS	N/A	Transit/Operating / Operating Assistance	Lake	Transit - Operating Assistance	FTA 5307 Chicago UZA		\$ -	\$ 400,000	\$ 400,000	\$ 400,000	\$ -
NIRPC1600347	SLCCS	N/A	Transit / 2022 Preventative Maintenance	Lake	Transit - Preventative Maintenance	FTA 5307 Chicago UZA		\$ -	\$ 126,378	\$ 101,102	\$ 101,102	\$ 25,276
NIRPC1600421	SLCCS	N/A	Transit / Vehicle Replacement	Lake	Transit - Vehicle Replacement	FTA 5307 Chicago UZA		\$ -	\$ 308,700	\$ 423,360	\$ 423,360	\$ (114,660)
NIRPC1600268	Valpo-Chicago Dash	N/A	Transit / Capital Cost of Contracting	Porter	Transit - Operating Assistance	FTA 5307 Chicago UZA		\$ -	\$ 1,716,395	\$ -	\$ -	\$ 1,716,395
NIRPC1600274	Valpo-V Line	N/A	Transit / Capital Cost of Contracting	Porter	Transit - Operating Assistance	FTA 5307 Chicago UZA		\$ -	\$ 1,486,980	\$ -	\$ -	\$ 1,486,980
NIRPC1600452	Valpo-Transit	N/A	Transit / Expansion	Porter	Transit - Operating Assistance	CMAA, Chicago UZA		\$ -	\$ 527,500	\$ -	\$ -	\$ 527,500
NIRPC160395	Valpo-Transit	N/A	Transit / Vehicle Replacement	Porter	Transit - Vehicle Replacement	FTA 5307 Chicago UZA		\$ 750,000	\$ -	\$ 628,000	\$ 628,000	\$ 122,000
NIRPC160414	Valpo-Transit	N/A	Transit / Vehicle Replacement	Porter	Transit - Vehicle Replacement	FTA 5339 Chicago UZA		\$ 2,637,500	\$ -	\$ 548,179	\$ 548,179	\$ 2,089,321
NIRPC2600495	MCT	N/A	Transit / Vehicle Replacement	LaPorte	Transit - Vehicle Replacement	STBG Group 2 Transfer to FTA		\$ -	\$ 522,500	\$ -	\$ -	\$ 522,500
NIRPC2600484	MCT	N/A	Transit/Operating / 2022 Operating Assistance	LaPorte	Transit - Operating Assistance	FTA 5307 Michigan City UZA	IN-9019-25-01	\$ 1,462,246	\$ -	\$ 731,123	\$ 731,123	\$ 731,123
NIRPC2600491	MCT	N/A	Transit/Operating / 2022 Operating Assistance	LaPorte	Transit - Operating Assistance	FTA 5307 Michigan City UZA	IN-9019-25-01	\$ -	\$ 1,575,000	\$ 737,995	\$ 737,995	\$ 837,005
NIRPC2600501	LPT	N/A	Transit / Vehicle Replacement	LaPorte	Transit - Vehicle Replacement	STBG Group 2 Transfer to FTA		\$ -	\$ 287,000	\$ -	\$ -	\$ 287,000
NIRPC1600498	LPT	N/A	Transit/Operating / 2022 Operating Assistance	LaPorte	Transit - Operating Assistance	FTA 5307 Michigan City UZA		\$ -	\$ 684,664	\$ 259,296	\$ 259,296	\$ 425,368