

Indiana All Payer Claims Database

**Unlocking the Power of Indiana's APCD:
Transforming Healthcare Through Data**



Introduction to the Indiana APCD

The Indiana All Payer Claims Database (IN APCD) is a large-scale database that collects and aggregates significant amounts of data, including **eligibility data, medical claims, pharmacy prescription drug claims, non-fee-for-service information, and health care provider data.**

The purpose of the IN APCD is to:

- Identify healthcare needs and inform healthcare policy
- Compare costs between various treatment settings and approaches
- Provide information to consumers and purchasers
- Improve the quality and affordability of patient healthcare and healthcare coverage

Benefits of an APCD

The IN APCD is designed to help Hoosiers understand how **quality and healthcare costs** are delivered statewide so they can make informed healthcare decisions and improve the quality of healthcare in Indiana. The data presented on the IN APCD's consumer-facing website is beneficial to:

- Consumers
- Hospitals & Providers
- Legislators & Government Entities
- Insurance Carriers
- Researchers
- Employers

Hoosiers can easily navigate IN APCD's consumer-facing website to **compare** healthcare procedures and medications among various providers, hospitals, and pharmacies.

IN APCD Data Sources

The IN APCD collects its data from over 30 registered health payers. According to [Indiana Code 27-1-44.5-2](#), entities are mandated by statute to submit eligibility, provider, medical, and pharmacy claims data to the IN APCD.

Future data sources will include:

- Cash Pricing via Hospital Transparency Files
- Insurance Transparency in Coverage Files
- TrumpRx/GoodRx
- Costplus Pharmacy

Types of Data

As of First Quarter 2026, the IN APCD contains over **1.4 billion records** across **13 product types** and **6 years of data**, making it the largest APCD in the Midwest. This data represents a comprehensive collection of healthcare claims and enrollment information from major insurance carriers operating in Indiana, including:

- ✓ Eligibility
- ✓ Provider
- ✓ Medical
- ✓ Pharmaceutical Claims
- ✓ Non-Fee-For-Service Information

New in 2026

- Additional shoppable services to the website
- Enhanced dashboards
- Increased data extract and website updates to a monthly cadence
- Downloadable files available from the APCD Snapshot
- Execution of the Data Request Process in the Fall
- Inclusion of external data sources into the Indiana APCD Snapshot
- Recipient of the 2026 NAHDO Innovation in Data Dissemination Award

IN APCD Data Requests

The IN APCD is a vital resource that is intended to support consumers, researchers, and government agencies as they work to better understand the healthcare landscape in Indiana and how it can be improved for all Hoosiers.

Indiana Department of Insurance (IDOI) is working diligently to establish clear guidelines for the request of IN APCD data, such as:

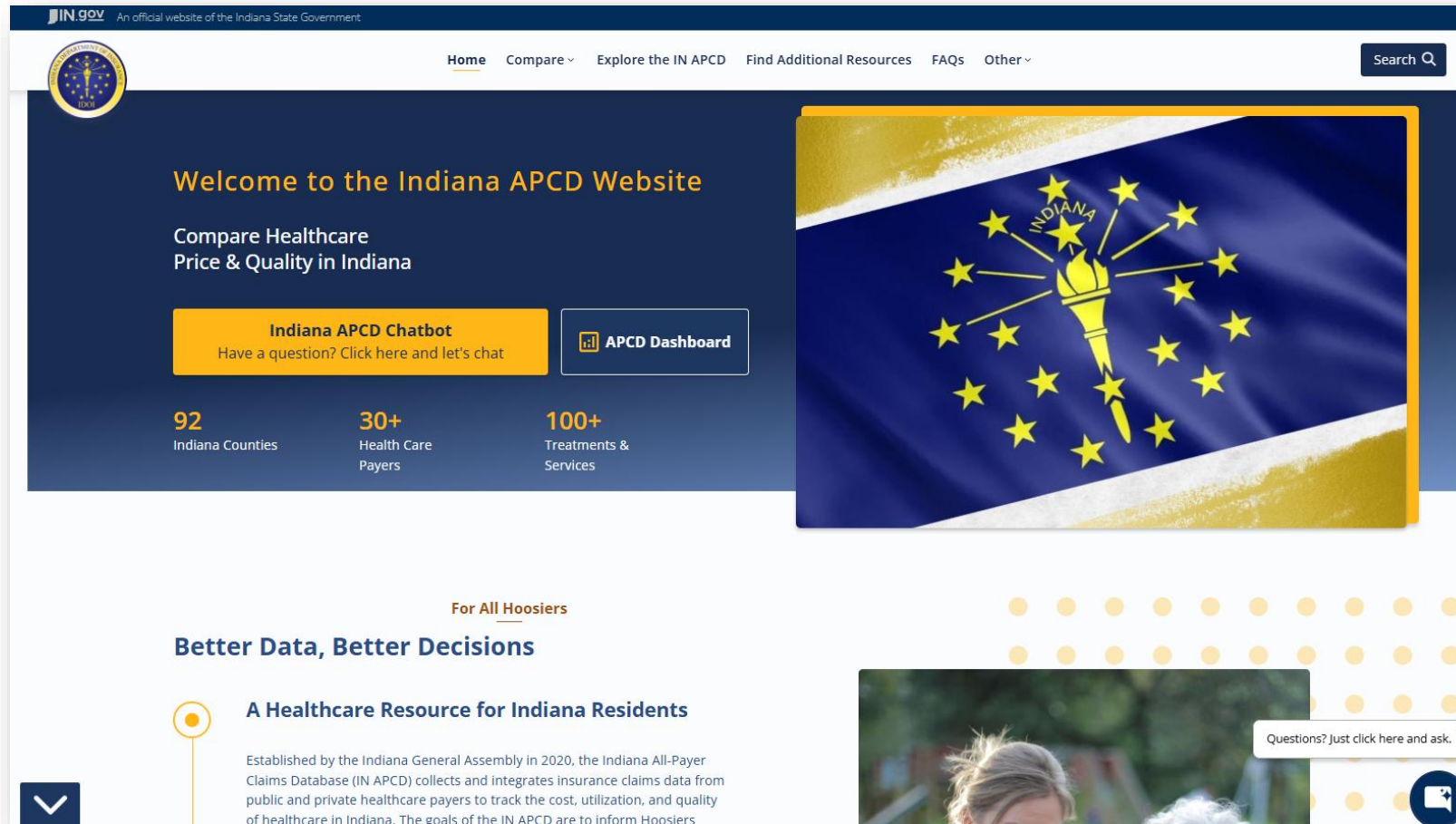
- Who may request it?
- What types of information may be included?
- What is the cost for requested data sets

Privacy protection for data collected by the IN APCD will always remain our **highest priority**. The Data Use Agreements will govern how recipients may use the requested data and deletion of the requested data.

In the First Quarter of 2026, Legislation passed to approved data request fees for IN APCD Data. IDOI is expected to begin accepting data requests in the **Third Quarter of 2026**.

Consumer-Facing Website

The IN APCD Consumer-Facing Website launched on August 5, 2024.



Procedures & Imaging Dashboard

- Displays 50+ of the most common medical and imaging procedures
- Displays the typical total price for a procedure at a given facility
- Displays accuracy down to the street level on an interactive map
- Showcases number of visits at each facility (volume)
- Displays the typical cost of a procedure and the price range at a facility for a given health plan

Office Visits & Labs Dashboard

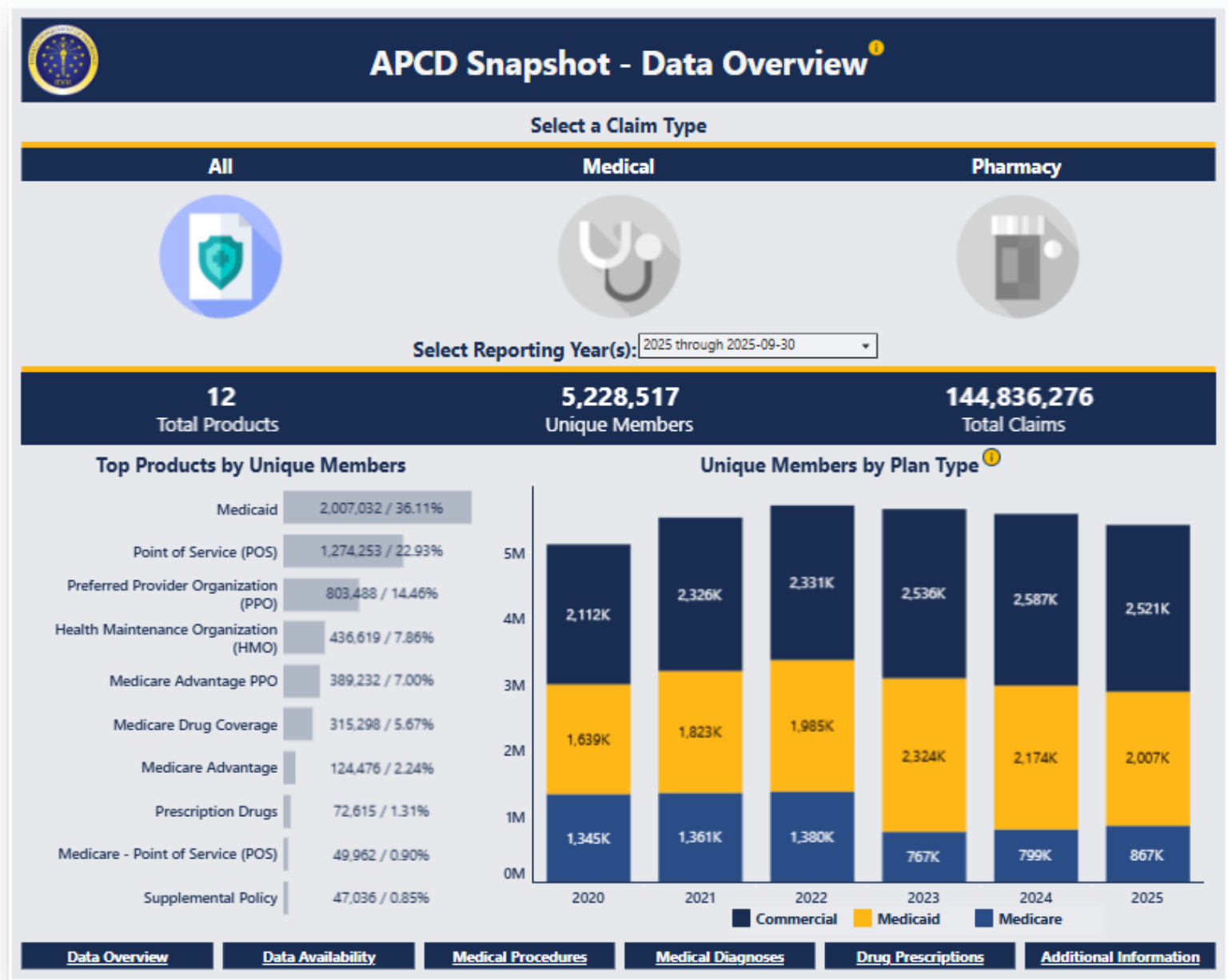
Displays some of the most common office visits and diagnostic labs by county including:

- Typical out of pocket costs for a given service across the state and each county
- Typical price range for a visit for a given county
- How many visits are performed within a given county per year

Snapshot

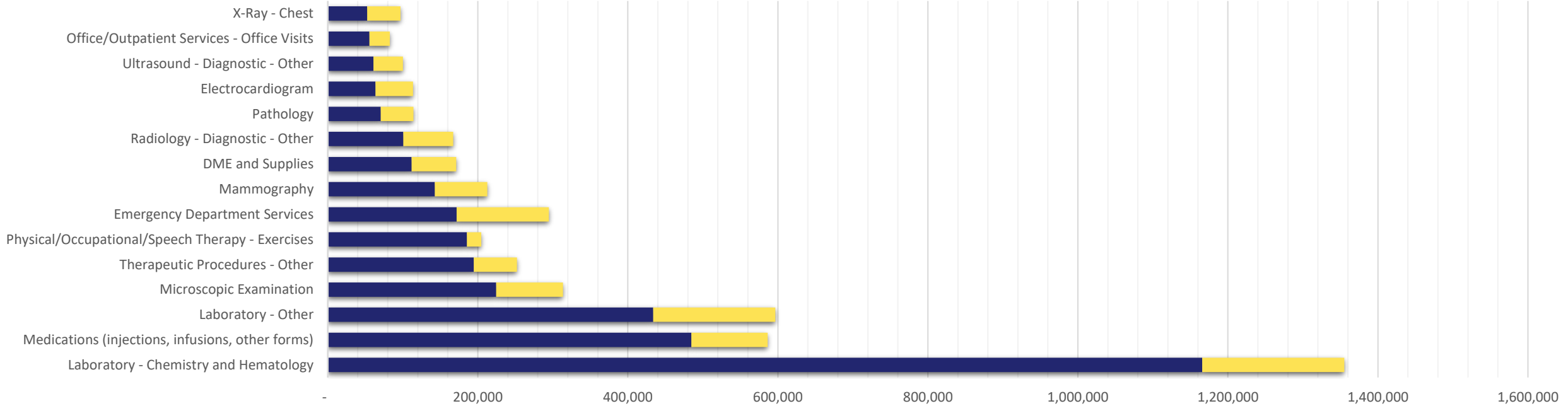
The IN APCD Snapshot highlights the data that is currently available within the database. This example highlights prescriptions.

- Displays the 25 most prescribed drugs in the state
- Amounts consumers and insurance pay overall
- Average total cost for each claim



Data Dive – Outpatient Medical Procedures

Top 15 Commercial Outpatient Medical Procedures



	Laboratory - Chemistry and Hematology	Medications (injections, infusions, other forms)	Laboratory - Other	Microscopic Examination	Therapeutic Procedures - Other	Physical/Occupational/Speech Therapy - Exercises	Emergency Department Services	Mammography	DME and Supplies	Radiology - Diagnostic - Other	Pathology	Electrocardiogram	Ultrasound - Diagnostic - Other	Office/Outpatient Services - Office Visits	X-Ray - Chest
■ Claim Count	1,165,786	484,667	433,869	224,382	194,602	185,529	171,798	142,687	111,847	100,733	70,633	63,609	60,820	55,623	52,601
■ Member Count	189,277	101,656	162,844	89,099	57,701	19,066	122,820	69,927	59,272	66,450	43,421	49,969	39,393	26,958	44,367

Top 15 Commercial Outpatient Medical Procedures • Laura Yahya • Made with public data pulled from Indiana APCD Snapshot CY 2025

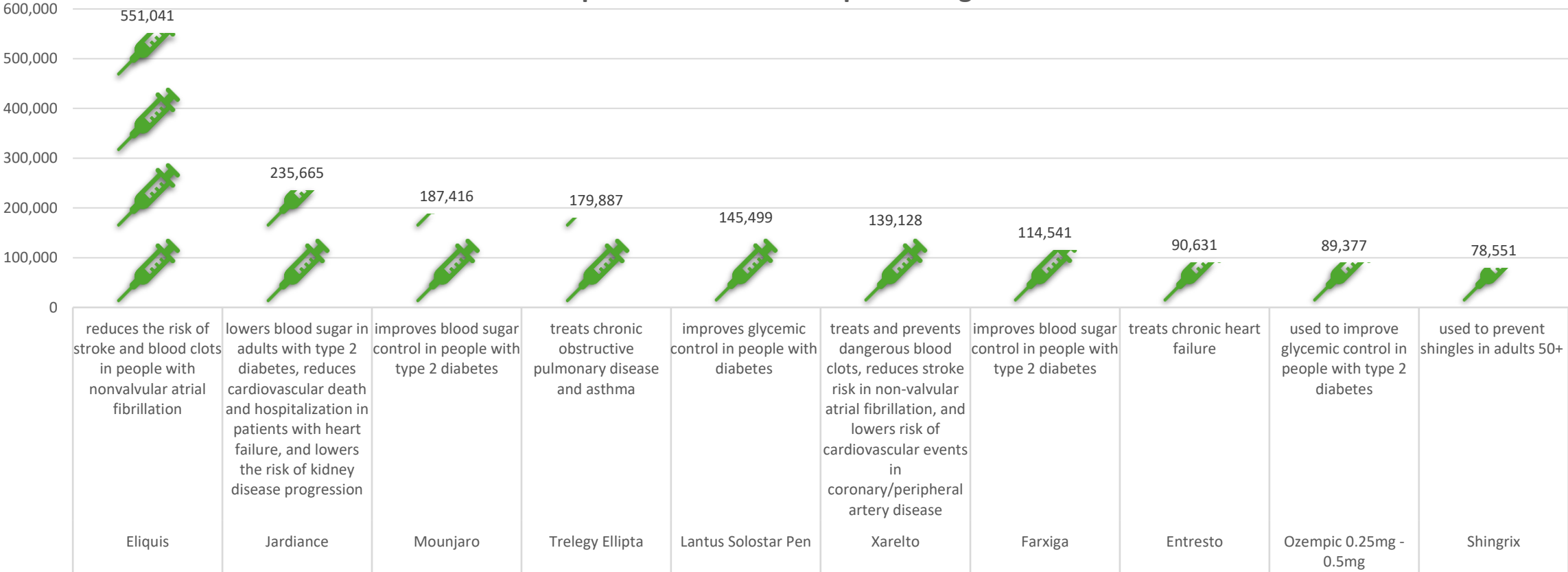
Data Dive – Outpatient Medical Procedures

Procedure	Description/Examples Include:	Claim Count	Member Count
Laboratory - Chemistry and Hematology	Analysis of chemical composition and blood cells to diagnose diseases, such as venipuncture, automated cell counting, and blood smear analysis	1,165,786	189,277
Medications (Injections, Other forms)	Injections, infusions, chemotherapy	484,667	101,656
Laboratory – Other	Microbiology & Infectious Diseases, Genetics, Tissue & Cell Analysis, Allergy Testing	433,869	162,844
Microscopic Examination	Examination of lab samples such as blood, hair, nails, and tissue for use in toxicology and to detect diseases, pathogens, or substances	224,382	89,099
Therapeutic Procedures – Other	Therapeutic procedures are medical, physical, or psychological interventions designed to treat, manage, or cure diagnosed diseases and health conditions. Examples include psychotherapy, radiation therapy, and aquatic therapy)	194,602	57,701
Physical/Occupational/Speech Therapy	Physical therapy, occupational therapy, and speech therapy - exercises	185,529	19,066
Emergency Department Services	Rapid diagnostics and imaging, emergency medicine and trauma response, surgery, and wound care	171,798	122,820
Mammography	Use of X-ray to examine breast tissue for signs of breast cancer or other breast diseases	142,687	69,927
DME and Supplies	Durable Medical Equipment reusable items for home use prescribed by a doctor include wheelchairs, hospital beds, oxygen equipment, walkers, and CPAP machines. Common supplies are diabetes and respiratory supplies, as well as incontinence and wound care	111,847	59,272
Radiology - Diagnostic – Other	Specialized, non-invasive imaging beyond basic X-rays, such as 3D mammography (tomosynthesis), PET/CT scans for cancer/neuro studies, DEXA bone density scans, and specialized MRI/CT angiograms to view blood vessels	100,733	66,450
Pathology	Analysis of tissue, cells, and body fluids to diagnose diseases, such as biopsies, PAP smears, and molecular genetic testing	70,633	43,421
Electrocardiogram	Electrocardiogram (ECG or EKG) procedures measure the heart's electrical activity using electrodes placed on the skin	63,609	49,969
Ultrasound - Diagnostic – Other	Use of high-frequency sound waves for noninvasive imaging or to guide minimally invasive treatments. Examples include abdominal, pelvic, obstetric, breast, and doppler scans	60,820	39,393
Office/Outpatient Services - Office Visits	Non-hospitalized medical care, such as routine doctor visits, annual checkups, and specialist consultations	55,623	26,958
X-Ray - Chest	Routine chest x-rays that diagnose lung infections acute and chronic symptoms such as pneumonia, heart failure and COPD	52,601	44,367

Top 15 Commercial Outpatient Medical Procedures • Laura Yahya • Made with public data pulled from Indiana APCD Snapshot CY 2025

Data Dive – Medicare Prescription Drugs

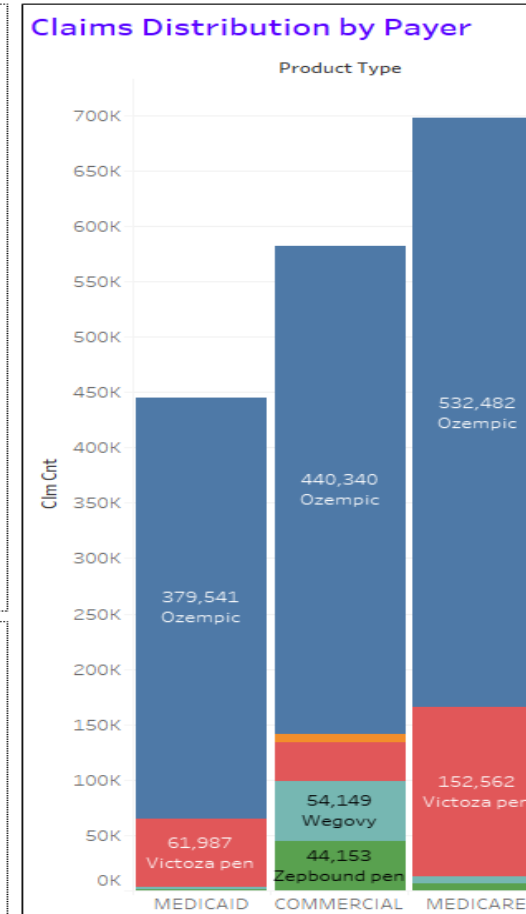
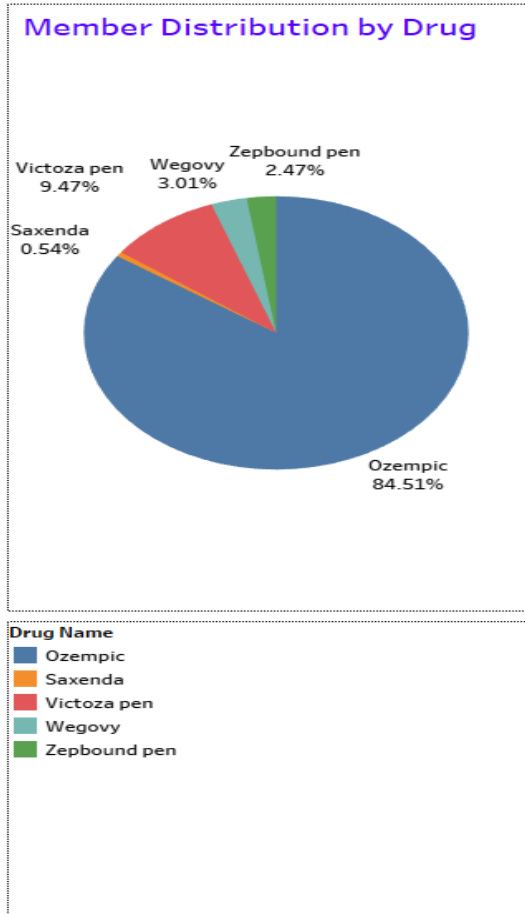
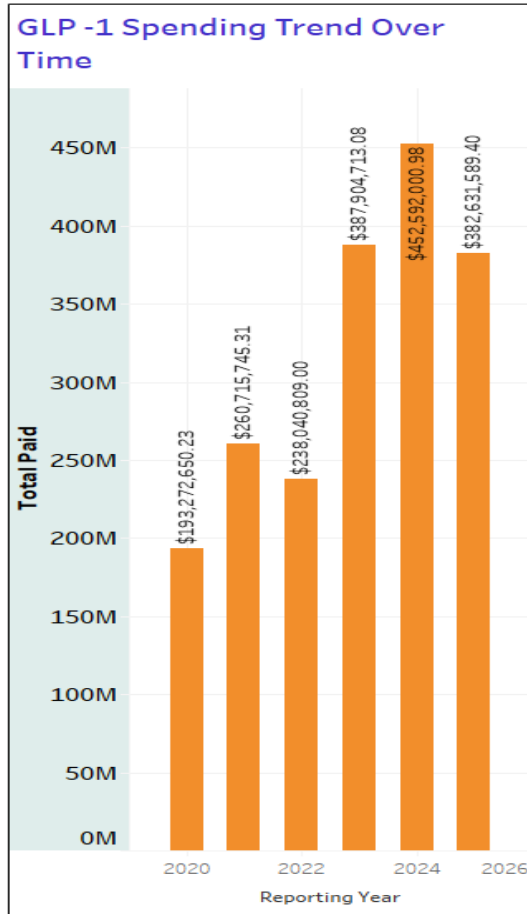
Top 10 Medicare Prescription Drugs



Top 15 Medicare Prescription Drugs • Laura Yahya • Made with public data pulled from Indiana APCD Snapshot CY 2024-2025

Data Dive – GLP-1 Drug Trends

GLP-1 Drug Trends

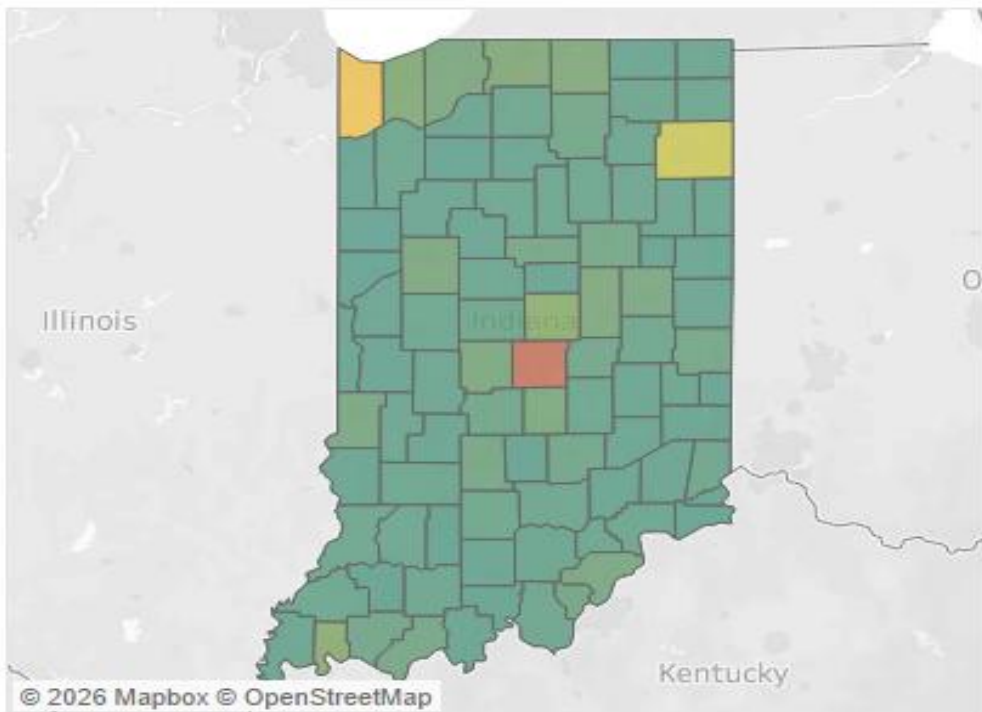


GLP-1 Drug Spending Trend • Suraksha Adhikari • Made with public data pulled from Indiana APCD Snapshot CY 2020-2025

Data Dive – Chronic Conditions

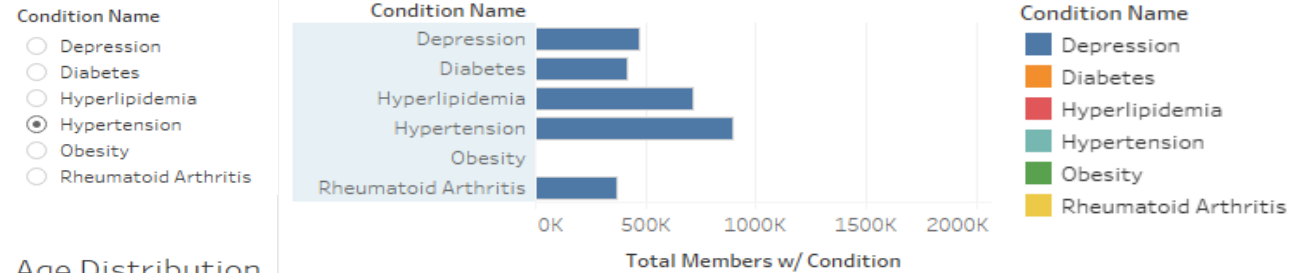
Population Health Dashboard Prototype

County Condition Heatmap

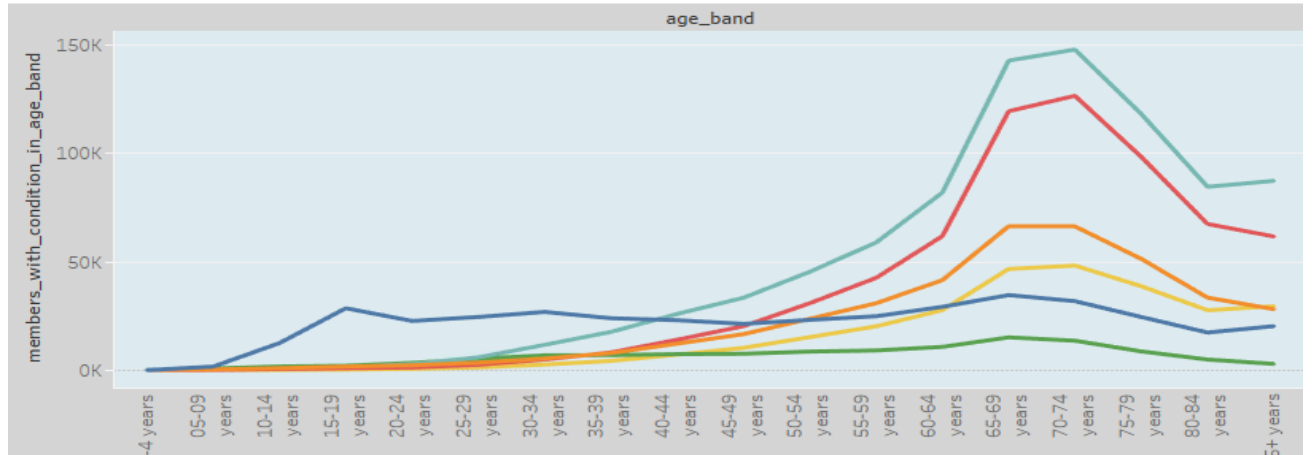


Members with Condition
886 103,974

County Condition Population Spread



Age Distribution



Core Metric: Chronic Conditions • D. Alex Hoyte • Made with data pulled from Indiana APCD 18008 Extract (CY 2022)

Questions?

Indiana APCD Team

Indiana All Payer Claims Database
Indiana Department of Insurance
www.in.gov/idoi/apcd/
apcd@idoi.in.gov
317-232-3619

Jonathan Handsborough
Executive Director

Diana Ou
Project Manager

Michele Miller
Outreach Liaison

Julie Hardy
Administrative Assistant

Suraksha Adhikari
Data Scientist

D. Alex Hoyte
Senior Data Analyst – Health

Laura Yahya
Senior Data Analyst - Intake

