

Presumptive Eligibility for Inmates

Indiana Health Coverage Programs
Gainwell Technologies
March 2021



Session Objectives

- Qualified Providers
- Member Eligibility Requirements
- Presumptive Eligibility (PE) Process
- Covered Services
- Helpful Tools
- Q&A



Qualified Providers (QPs)



Qualified Providers

The PE for Inmates process allows hospitals that are qualified providers (QPs) for Presumptive Eligibility (PE) to enroll eligible inmates in the Indiana Health Coverage Programs (IHCP) for temporary coverage of authorized inpatient hospitalization services.

Only acute-care hospitals are eligible to complete the PE application for inmates

- Provider Type 01/ Provider Specialty 010

State requirements:

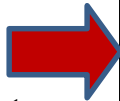
- QP must participate in PE Provider Healthcare Portal (Portal) training
- QP must participate in PE training
- QP must complete and submit PE QP eligibility attestations using the PE QP enrollment process via the Portal
- QP must encourage individuals to complete and submit a full *Indiana Application for Health Coverage*. Only navigators may assist with completing and submitting the application



Qualified Providers

How to become a QP

1. Log in to the Portal



Login ?

*User ID

Log In

[Forgot User ID?](#)

[Register Now](#)

[Where do I enter my password?](#)

Protect Your Privacy!

Always log off and close all of your browser windows

Would you like to enroll as a Provider?

[Provider Enrollment](#)

Drug Resources

[Fee-for-Service Pharmacy Resources](#)

Fee Schedule

[Search Fee Schedule](#)

WHAT CAN YOU DO IN THE PROVIDER HEALTHCARE PORTAL?

Through the Indiana Health Coverage Programs (IHCP) secure and easy-to-use internet portal, healthcare providers can:

- Submit claims
- Check on the status of their claims
- Inquire on a patient's eligibility
- View their Remittance Advices
- Request prior authorization

Managed Care Entities can:

- Enroll, disenroll, and update primary medical providers
- Review their encounter claims
- Inquire on a managed care member's eligibility

In addition, the Portal provides access to a wide variety of IHCP information and resources.



[Website Requirements](#)

[Notify Me](#)

Qualified Providers

How to become a QP

2. Access
Provider
Maintenance



The screenshot shows the 'INDIANA MEDICAID for Providers' website. At the top, there is a navigation bar with links for 'My Home', 'Eligibility', 'Claims', 'Care Management', and 'Resources'. Below this, the 'My Home' section is visible. On the left, there are two main menu sections: 'User Details' and 'Provider'. The 'Provider' section is expanded, showing options for 'Disenroll', 'Provider Maintenance', and 'Enrollment / Revalidation Status'. A red arrow points to the 'Provider Maintenance' link. To the right of the 'Provider' menu, there is a 'WELCOME HEALTH CARE PROFESSIONAL!' message, a photo of a doctor and a patient, and three service links: 'Contact Us', 'Notify Me', and 'Secure Correspondence'. At the bottom of the 'Provider' section, there is a 'Provider Services' menu with links for 'Member Focused Viewing' and 'Search Payment History'.

Qualified Providers

How to become a QP

3. Choose Presumptive Eligibility Changes



Provider Maintenance: Instructions

Instructions

[Change of Ownership \(COW\) Overview](#)

[Tax ID Changes](#)

[Contact and Delegated Administrator Information Changes](#)

[Address Changes](#)

[Specialty Changes](#)

[Presumptive Eligibility Changes](#)

[EFT Changes](#)

[Language Changes](#)

[ERA Changes](#)

[Other Information Changes](#)

[Provider Identification Changes](#)

[Disclosure Changes](#)

[Check Status](#)

Use these pages to submit any changes to your organizational information.
Please select the link on the left to access the information that you would like to maintain.

Current Maintenance Pending Requests

There are no Pending Maintenance Requests to show.

Qualified Providers

How to become a QP

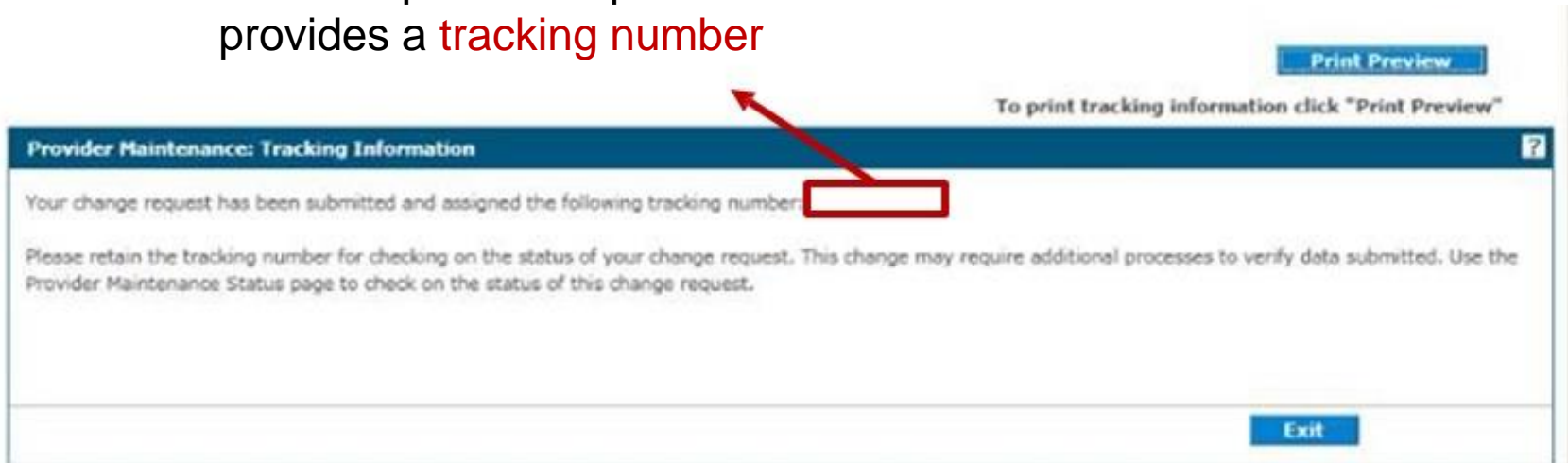
4. Read the information on the Portal screen
5. Answer the three questions using the radio buttons
6. Provide the name and email of the individual responding to the questions
7. Review the information to be sure it is correct
8. Choose **Submit**



Qualified Providers

How to become a QP

This completes the process and provides a **tracking number**



The screenshot displays a web interface for "Provider Maintenance: Tracking Information". At the top right, there is a "Print Preview" button and a message: "To print tracking information click 'Print Preview'". The main content area has a blue header with the title "Provider Maintenance: Tracking Information" and a help icon. Below the header, the text reads: "Your change request has been submitted and assigned the following tracking number:" followed by a red-bordered box containing a tracking number. A red arrow points from the text "tracking number" in the preceding paragraph to this box. Below this, there is a paragraph of instructions: "Please retain the tracking number for checking on the status of your change request. This change may require additional processes to verify data submitted. Use the Provider Maintenance Status page to check on the status of this change request." At the bottom right, there is an "Exit" button.

Qualified Providers



How to become a QP

- The provider receives an automated email notification with the PE QP status
- A Provider Relations Field Consultant will contact the provider within 10 business days to schedule Portal training
- After the Portal training is complete, the Provider Relations Field Consultant activates the PE certification
- The PE QP may then provide Presumptive Eligibility determinations to qualified individuals



Member Eligibility Requirements



Member Eligibility Requirements

Individuals must meet the following requirements

- Be an inmate from a correctional facility operating under the memorandum of understanding or contract with the Indiana Family and Social Services Administration (FSSA)
- Be admitted for inpatient hospitalization
- Be under the age of 65
- NOT be on house arrest
- NOT be pregnant and admitted for labor and delivery
- Meet all other standard PE requirements



PE Application Process



PE Application Process



CAUTION: The PE member application system is a live production environment. Providers should not create test cases and use the live application for training purposes. Per the provider's attestation during QP enrollment:

- The organization will not knowingly or intentionally misrepresent client information in order to inappropriately gain presumptive eligibility.
- Providers must not click **SUBMIT** multiple times on one application.



The PE for Inmates coverage begins on the date that the hospital submits the PE application. This application must be completed before 11:59 p.m. EST on the date of admission. If it is not completed by that time, the inpatient stay may not be covered by Indiana Medicaid.



PE Application Process

Verify member eligibility

If no active coverage is found for the individual, click the **PE Application** button.

The screenshot shows a web interface for an "Eligibility Verification Request". At the top, a red-bordered box contains an error message: "Error Member not found, confirm and/or revise search criteria." Below this is the form header "Eligibility Verification Request" with a help icon. A note states: "* Indicates a required field. Enter the member information. If Member ID is not known, enter SSN and Birth Date, or Last Name, First Name, and Birth Date." The form contains several input fields: "Member ID", "Last Name", "First Name", "SSN", "Birth Date", "Effective From", and "Effective To". The "Effective From" and "Effective To" fields are pre-filled with "02/02/2021". Below the form are "Submit" and "Reset" buttons. At the bottom, a red-bordered box highlights two buttons: "PE Application for Pregnant Women" and "PE Application".

PE Application Process

Complete the REQUIRED information indicated by the RED asterisk*

PE Member Application ?

* Indicates a required field.

Note: This Web Application will generate documents in Adobe Acrobat Portable Document Format (PDF). To view or print these documents, you must have the free [Adobe Acrobat Reader](#) installed.

Identifying Information

*First Name	<input type="text"/>	M.I.	<input type="text"/>	*Last Name	<input type="text"/>
*Date of Birth	<input type="text"/>	Suffix	<input type="text"/>		

Address Information

Home Address

*Address	<input type="text"/>				
	<input type="text"/>				
*City	<input type="text"/>	State	Indiana	*Postal Code	<input type="text"/>
				*County	<input type="text"/>

Mailing Address (if different than home address)

Address	<input type="text"/>				
	<input type="text"/>				
City	<input type="text"/>	State	<input type="text"/>	Postal Code	<input type="text"/>

Member Email

Phone Numbers

Home Phone	<input type="text"/>	Other Phone	<input type="text"/>
------------	----------------------	-------------	----------------------

PE Application Process

***Indiana Resident?** ?

***Incarcerated?** Yes ***DOC Facility**

***Pregnant?** **Date of Incarceration**

***Number of people in family** ?

***U.S. Citizen?** ?

***Family Income**

Pending Indiana application for health coverage? ?

Health Insurance Coverage (if applicable)? ?

Medicare (if applicable)? ?

in Foster Care in Indiana on 18th birthday? ?

do you live with at least one child under 18 years of age and are you the main caretaker? ?

COUNTY - Allen County Jail
COUNTY - Bartholomew County Jail
COUNTY - Benton County Jail
COUNTY - Blackford County Jail
COUNTY - Boone County Jail
COUNTY - Brown County Jail
COUNTY - Carroll County Jail
COUNTY - Cass County Jail
COUNTY - Clay County Jail
COUNTY - Daviess County Jail
COUNTY - Dearborn County Jail
COUNTY - DeKalb County Jail
COUNTY - Dubois County Jail
COUNTY - Elkhart County Jail
COUNTY - Fayette County Jail
COUNTY - Floyd County Jail
COUNTY - Fountain County Jail
COUNTY - Franklin County Jail
COUNTY - Fulton County Jail
COUNTY - Gibson County Jail
COUNTY - Grant County Jail
COUNTY - Greene County Jail
COUNTY - Hamilton County Jail
COUNTY - Hancock County Jail
COUNTY - Hendricks County Jail
COUNTY - Henry County Jail
COUNTY - Howard County Jail
COUNTY - Huntington County Jail
COUNTY - Jackson County Jail

Disclaimer

I attest that I have been trained to process applications for Presumptive Eligibility (PE).

Submit Application

PE Application Process

- Use the correctional facility's address and telephone number as the applicant's home address and telephone number.
- The number of people in the family should always be "1."
- Select **Yes** in the "Currently Incarcerated?" field
 - The DOC Facility drop-down menu appears, listing all eligible correctional facilities. To be on the list, the correctional facility must have a signed memorandum of understanding (MOU) or contract with the Indiana FSSA. Select the inmate's correctional facility from the drop-down menu.
- Complete the rest of the application, according to normal procedures.

If the incarcerated individual meets all the eligibility requirements, he or she will be enrolled in the *Medicaid Inpatient Hospital Services Only* benefit plan.



PE Application Process

- This coverage will be effective for up to one year or until the offender is released, whichever is sooner.
 - If an individual remains incarcerated beyond 12 months, he or she may reapply for coverage through the PE for Inmates process
- These individuals must also complete an *Indiana Application for Health Coverage* to retain inpatient benefits.
 - Individuals who complete applications and are found eligible will be covered for 12 months from the PE determination date under the *Medicaid Inpatient Hospital Services Only* benefit plan.
- If the inmate does not complete an *Indiana Application for Health Coverage*, his or her presumptive eligibility coverage will end on the last day of the month following the month in which the individual was found presumptively eligible.



Covered Services



Covered Services

Inmates enrolled through the PE process **will not** receive a standard benefits package; rather, inmates are eligible for ***Medicaid inpatient hospital services only***.

- PE for Inmates applies only to Medicaid-covered inpatient hospital care; it does not cover:
 - ✓ Emergency room (ER) services, ER observation, or outpatient care, unless the services provided result in an inpatient admission
 - ✓ Transportation that occurs before admission or after discharge
 - ✓ Medications or durable medical equipment that are provided before inpatient admission or after discharge



Covered Services


Services rendered to individuals covered under *Medicaid Inpatient Hospital Services Only* (through the PE for Inmates process) will be reimbursed through the fee-for-service (FFS) delivery system at FFS rates.

- Claims for PE services are submitted with the member's PE ID, which starts with a "6" (except when an IHCP Member ID already existed for that individual due to previous coverage, in which case, the existing Member ID is used).



Helpful Tools

- IHCP website at in.gov/medicaid/providers
 - [Provider Reference Materials](#)
- Customer Assistance available 8 a.m. – 6 p.m. EST Monday – Friday
 - 1-800-457-4584
- IHCP Provider Relations Field Consultants
 - See the [Provider Relations Field Consultants](#) page at in.gov/medicaid/providers
- Secure correspondence via the Provider Healthcare Portal
- Written Correspondence
 - Gainwell – Written Correspondence
 - P.O. Box 7263
 - Indianapolis, In 46207-7263



Questions

