

Annual Snapshot 2024



Dear St. Joseph County Neighbors,

The St. Joseph County Department of Health (SJCDoH) began work on our 2024-2028 strategic plan to improve the health and education of our community. Dr. Diana Purushotham, MD, passed the baton to me as Health Officer in June 2024, but has fortunately remained as a trusted consultant for our team. We appreciate her ongoing guidance in delivering our mission and vision.

Our strategic plan includes goals to:

- Improve community education
- Develop community partnerships
- Strengthen the structure of our SJCDoH
- Improve the public's experience with the SJCDoH
- Develop impactful and evidence-based programming
- Strengthen SJCDoH services and programming

As our Annual Report for 2024 demonstrates, we have had a busy year. I am proud of our department's work, their commitment to public service and their dedication to improving the education and health of our community.

In 2024 we achieved significant growth in our ability to serve our community to improve public health. We focused on improving Infant and Maternal health, screening more children for blood lead levels, improving our childhood immunization rates, beginning a pilot radon testing program, building an Addictions, Substance Use and Mental Health program, as well as creating a school health liaison position in the SJCDoH.

This was the inaugural year for our state's Health First Indiana initiative and an opportunity to increase our use of evidence-based programming and data collection. We have been building relationships with community health partners and formulated a plan to better deliver all our core public health services.

The SJCDoH has embarked on several new initiatives. A few notable ones include:

- A school health liaison to support school health staff and administration
- Building a Maternal-Fetal Health program from the ground up: EMBER
- Increasing our Lead testing, education and remediation to record numbers
- Beginning the first county-wide Radon testing program in Indiana
- Expanding our already top-notch Indiana Vector program
- Starting robust educational programs for Seniors in hypertension, diabetes, obesity, and nutrition
- Growing our community partnerships

As we move into 2025, I am very excited about bolstering our programming opportunities and initiatives. We will continue to use our 2024-28 Strategic Plan to carry out our Vision of "Optimal health for a thriving St. Joseph County," and our mission "To promote health and wellness with compassion and integrity through partnerships, education, protection, and advocacy of all who reside in and visit St. Joseph County."

I appreciate the opportunity and privilege of leading the SJCDoH. We look forward to making strides in improving our community's health, and the DOH remains prepared to professionally serve our county to the best of our abilities.

Respectfully,

A handwritten signature in dark ink, appearing to read "Michelle Migliore", is written over the printed name.

Dr. Michelle Migliore

Health Officer

Our Organization



OUR VISION

Optimal health for a thriving St. Joseph County

OUR MISSION

To promote health and wellness with compassion and integrity through partnerships, education, protection, and advocacy of all who reside in and visit St. Joseph County

Board of Health

The Board of Health sets policy and oversees the Department of Health. It is composed of community members appointed by the mayors of South Bend, Mishawaka, the County Council, and the County Commissioners.

Chairman —John W. Linn, PE

Vice Chairperson—Elizabeth Lindenman, MD

Counsel—Marcel M. Lebbin, Esq.

Member(s) - Robert Hays, MD, Michael A. Harding, EdD., Ellen Reilander, Esq., Jill Kaps VanBrouaene, Kristin Lynn Vincent, CNM

Health Officer

Michelle Migliore, D.O.

(June 7th, 2024 - Current)

Diana Purushotham, M.D.

(July 24, 2023—June 6th, 2024)

The Health Officer is the chief executive of the Department of Health. Dr. Migliore brings her passion for helping others to the department.

Administration

Health Officer—Michelle Migliore, D.O. (June 7th, 2024 - Current)

Diana Purushotham, M.D. (July 24, 2023—June 6th, 2024)

Director of Operations—Michael Wruble

Director of Finance—Amy Ruppe

Executive Administrative Assistant—Jennifer Parcell

Data Analyst(s) - Brandon Gary, Peter Duffey

Our Organization: Units and Staff



Environmental Health

Director—Mark Espich
Assistant Director—Briannah McCall
Administrative Assistant—Melanie Martinez
Staff Assistant—Jozie Mikel
Vector Coordinator—Brett Davis
Vector/Environmental Health Specialist—
Josiah Hartman
Environmental Health Specialists—David
Ekkens; Jeff Murawski; Jessica Dilling; Kara
Dishman; Katey Myers; Patrick Sovinski;
Stephan Sass

Nursing

Director—Jodie Pairitz (11/14/2024), Ashley
Helman
Administrative Assistant—Mary Vanvooren
Registrars—Ana Otero-Torres, Loida Acosta,
Marisol Cruz-Casteneda, Paula Sulentic
Immunization Outreach Coordinator—Emily
Miller
Immunization Nurses—Delores Washington,
Kayla Mondich, Abby Maxwell, Stephanie
Swanson, Elaine Flemming
Public Health Nurses—Lauren Gunderson, Lori
Montgomery, Page Dewald, Vicki Figueroa
Disease Investigation Specialist(s) - Danielle
Sims, Fran Woodcox, Micaela Enright

Food Services

Director—Carolyn Smith
Assistant Director—Karen Teague
Administrative Assistant—Sarah DeFreeuw
Food Safety Inspection Officer—Jamie Young,
Jacob Parcell, Kaitlyn Hammes, Lynette Wes-
by, Melissa Papp, Sara Schaefer

Communications and Events

Communication & Events Specialist—Matt Gotsch

Community Partnerships and Development

Director—Jenna Rose

Emergency Preparedness

Public Health Coordinator—Cameron Harris

Vital Records

Director—Ericka Tijerina
Assistant Director—Denise Kingsberry
Registrars—Angie Weatherspoon, Lisa Murray, Shannon Koziatsek

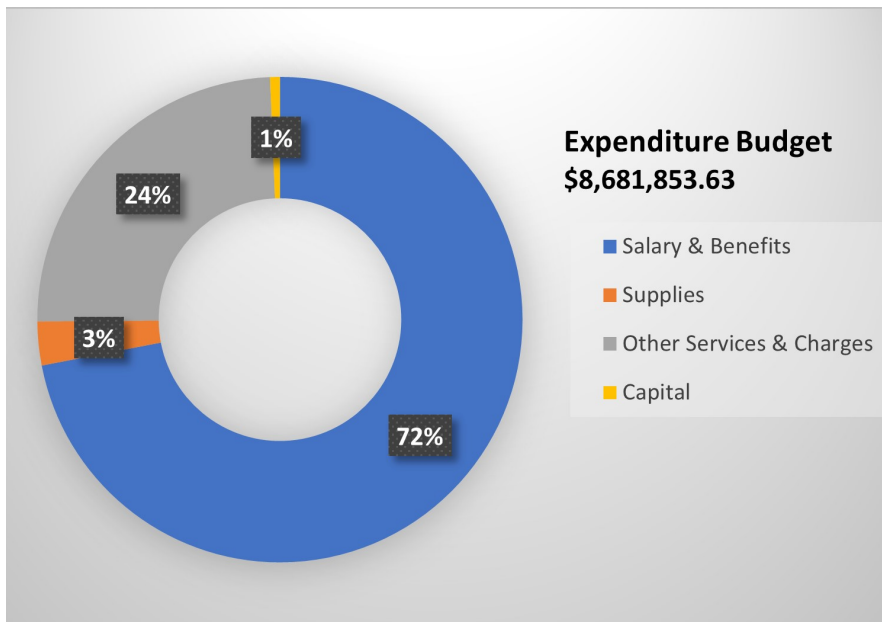
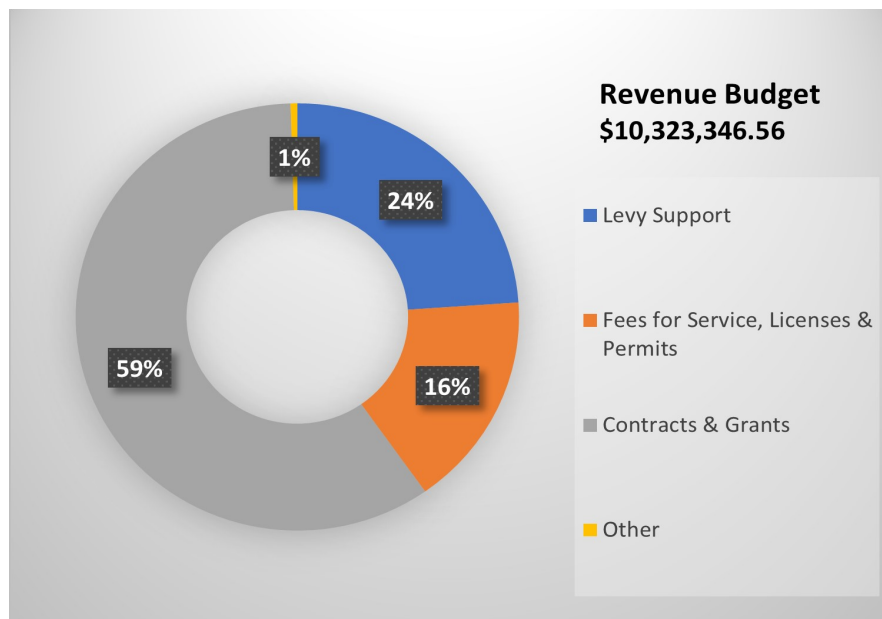


Community Access, Resources, and Education

Director—Renata Williams
Assistant Director—Alissa Balke
Administrative Assistant—Amy Schnick
MIH Coordinator—Chaquisha Jordan
Health Promotion Specialist—Tiffany Chukwuma
Health Promotion Specialist—Lindsey Stevenson
Prenatal/Perinatal Lead Program Coordinator—Nancy Coiro

Community Health Workers—Andrea Romo; Andrea To-
bar; Jessica Robinson; Jonathan Carmona; Kayla Clemons;
Kim Dreibelbeis; Koraima Lopez-Santacruz; LaRhonda
Hosea; LaShawna Love; Maria Canul; Mercedes Lopez;
Veronica Escobedo; Virginia Solis

Financials



Environmental Health Unit



LEAD

The St. Joseph County Department of Health's lead risk assessors completed a record-breaking 147 lead risk assessments. This is up 26% from 2023. The Environmental health team, in conjunction with the Nursing Unit, held a Lead Free by 3 Conference that hosted local property owners and landlords to discuss Indiana laws regarding lead-based paint for rental properties. Additionally, the Environmental Unit utilized Health First Indiana funds to train 11 maintenance workers to be certified in lead-based paint remediation, thus preventing tenants from being exposed to lead paint residue in homes built before 1978.

RADON

The Environmental team launched their Radon pilot program in June of 2024. The team distributed 337 radon test kits throughout St. Joseph County with 91 turning their kits in for results, providing a 27% return rate. Of those returned, 23 resulted in elevated levels of radon. Roughly 1 in 4 homes in St. Joseph County have elevated levels of radon. Radon kits are available for pickup at the County-City Building and every public library in St. Joseph County.

VECTOR CONTROL

There was a large investment of personnel and resources towards the Vector program in 2024. The dedicated Vector program led to the drastic increase (1444%) in inspections performed, and mosquito populations county-wide were subsequently down 37% compared to 2023. Control efforts also contributed to a dramatic decrease in West Nile Virus positive test pools, and no human cases were documented in St. Joseph County.

NUMBERS AT A GLANCE

- Conducted 147 lead risk assessments
- Conducted 1,008 septic inspections/ consultations
- Conducted 157 Wellhead Protection Area inspections
- Conducted 88 routine massage establishment inspections and 35 tattoo/body piercing establishments
- 811 complaint responses regarding housing:
 - Pests
 - Cleanliness
 - Water shutoff
 - Waste disposal
- Sent 454 Orders of Abatement

Nursing Unit



IMMUNIZATIONS

In 2024, the mobile team made a remarkable impact by providing essential vaccines across the county, particularly in underserved areas. The team's flexible schedule allowed for evening and weekend clinics, cutting through barriers of location, time and accessibility. The mobile team partnered with HealthLinc to provide holistic healthcare and, with Real Services to reach a wider audience. Local schools also welcomed the mobile team, resulting in higher immunization rates for students. One day, the mobile team administered 99 shots!

Our South Bend and Mishawaka immunization clinics are open Monday through Friday, and provide vaccines for infants, school, seasonal illnesses, and travel, along with vaccine education. Our staff provide compassionate care to people of all backgrounds while supporting the control of vaccine-preventable illness. In 2024, our three teams administered 7,514 vaccines to 3,763 individuals

SCHOOL HEALTH

In 2024 we were excited to add a full-time school health liaison to our team. The liaison provides support to all K-12 schools in our county. This includes in-person support (training, screenings, etc.), phone and email support (over 120 contacts from schools thus far this school year), and supporting wellness policy (by serving on wellness committees in multiple districts).

We held our first annual School Health Conference in September, to build relationships and provide educational updates. We also developed and launched a community partner program to provide community support to schools for clothing, hygiene, and food items. We were able to support schools with health supplies, including testing equipment, durable equipment, emergency supplies (including 20 AEDs), and single-use items.

NUMBERS AT A GLANCE

- Mobile Clinics Conducted: 118
- Immunizations Provided: 7,514
- Number of Individuals Immunized: 3,763
- Active TB Case Management: 6
- Directly Observed Therapies (DOT): 505
- Nurse Visits by TB Nurse Lauren Gunderson RN and Disease Investigation Specialist (DIS) Danielle Sims: 405
- Lead Managed Cases (>5ug/dL): 48
- Lead Monitoring Cases (3.5-4.9ug/dL): 335

Nursing Unit (cont.)



Tuberculosis (TB)


The TB team provides directly observed therapy (DOT) and case management services for persons with active TB disease and latent TB infection. Patients receive medication through the St. Joseph County Department of Health at no cost. Our TB team also assists the refugee clinic with state requirements regarding TB. They work closely with immigrants and refugees with TB Class B status to fulfill CDC requirements. In addition, the team provides education and contact tracing for anyone exposed to active TB. They are a resource to local healthcare providers regarding TB.

In 2023 we began offering a new service at our clinic called a QuantiFERON Gold Plus (TB blood test) at an affordable price of \$35 and we have continued to grow this service throughout 2024. This year, we are adding necessary equipment to control specimen temperatures, which reduces the limitations on collecting and testing samples.

PUBLIC HEALTH NURSING

In our Nursing Unit, the Lead Disease Investigation Specialist receives all elevated blood lead levels (EBLLs) from the Indiana Department of Health and assigns each case to either a Public Health Nurse or a Community Health Worker to investigate. Public Health Nurses and Community Health Workers provide case management services for children under the age of 7 with confirmed lead levels greater than 5 µg/dL. In 2024 we began reaching out to local clinical providers to strengthen relationships and to review guidelines on childhood lead poisoning prevention, testing, and reporting. We hosted the Department of Health's first Lead Free By 3 Workshop and Luncheon. We hosted local property owners and clinical providers to discuss lead poisoning and reducing lead exposure in our community. We also visited four providers' offices individually and spoke with their staffs about the importance of testing and reporting.

Public Health Nursing assisted with 545 Animal Bites and, excluding Covid-19, 1,571 Communicable Disease cases. We are fully staffed and have resumed responsibility for all local health department investigations. The Nursing Division looks forward to providing the residents of St. Joseph County with needed resources and education to prevent the spread of infectious disease.



Food & Pool Services Unit



FOOD SERVICES

Our Certified Food Protection inspection staff supports the Health Department's vision of 'Optimal health for a thriving St. Joseph County by ensuring consumers are served safe, wholesome food that is prepared in a sanitary environment and is honestly presented'. Each inspection is a compliance investigation, designed to insure food handlers adhere to food safety rules and regulations. 3204 routine and 714 temporary food inspections were completed in 2024. Inspectors provide information and education on risk factors identified by industry as being more likely to contribute to food-related illness. Safeguarding the consumer's health and wellness is the main goal of any inspection.

TEMPORARY EVENTS

Temporary food operations present unique circumstances that can require even more vigilant adherence to safe food handling guidelines. In addition to temperature and handwashing requirements, food prepared and served outside may be at higher risk for environmental contamination. The 276 temporary events in 2024 included, but were not limited to, annual fairs, festivals, sporting events, a two-day multicultural Fusion Festival, and Notre Dame's playoff game against Indiana University. Our inspectors completed 714 temporary inspections last year.

POOL SERVICES

In accordance with 410 IAC 6-2.1, all public and semi-public pools and spas, both annual and seasonal, in St. Joseph County, are permitted and inspected. There were 149 pools/spas permitted in 2024. Pool inspections may include checking water quality and cleanliness, reviewing bacterial reports, verifying that life saving and safety equipment is present and in good repair, checking for posted warning signs, and ensuring the pool and surrounding areas are clean, sanitary, and free from defect.

NUMBERS AT A GLANCE

- Service Complaints: 162
- Food Store Complaints: 26
- Perfect Inspections certificates: 980
- Abatement Correspondence: 9
- Opening Inspections: 167
- Retail Inspections : 3204
- Temporary Events: 276
- Temporary Inspections: 714
- Possible Food Borne Illness Investigations: 3
- Smoking Complaints: 1
- Fire Investigations: 9
- Pool Inspections: 137
- Pool Consultations: 0
- Pool complaints: 2
- Pools Closed: 90

Vital Records Unit



BACKGROUND and UPDATES

St. Joseph County Vital Records provides records for birth and death events that occurred in St. Joseph Co., IN. Gladly serving in two locations, our offices offer appointments to establish paternity and correct minor changes to birth certificates. We offer the additional service of online ordering through our webpage or utilizing a third-party vendor for overnight requests.

Our team consists of five registrars in our South Bend location, and one in our Mishawaka office. Together, we offer over 70 years of experience.

We continue to work closely with community partners and utilize in-house programs to better serve our community. We have incorporated a birth certificate assistance program that can be accessed through our CARE unit. An upcoming project includes a paperless application process within our office as an effort to become more environmentally friendly. Completed projects include the rebounding of all birth and death record books in our South Bend location, and the addition of a new microfilm imaging reader.

Vital Records will continue working toward new and innovative ways to efficiently serve the people of St. Joseph County and beyond.

Numbers at a Glance

- Total Births: 4047
- Total Deaths: 3215
- Births Records Issued: 14,499
- Deaths Records Issued: 18,268
- Corrections/Amendments: 31
- Correction/Amendment Copy: 1
- Paternities: 62
- Paternity Copy: 76

Emergency Preparedness Unit



EMERGENCY PREPAREDNESS

The focus of 2024 year was Community Preparedness and fostering partnerships to provide supplies, resources, and educational items to keep St. Joseph County residents and guests better protected. Our Local Public Health Coordinator has forged and reconnected relationships with emergency responders, community groups, emergency management, and our volunteers.

SAFETY BAGS

Safety bags provide some of our more vulnerable community members items that are necessities to stay healthy. Over the summer, 50 summer safety bags with hygiene packs, first aid kits, cooling towels, tick removal information, hand sanitizer, and summer safety information were assembled using PHEP grant funds. Community organizations were able to provide much needed supplies to individuals and families that needed them. This led to providing Halloween safety bags for our Cops & Goblins event that had a Prepare With Pedro coloring book, flashlight, reflective armband, first-aid kit, and Halloween safety information. Many parents expressed gratitude to us for teaching their kids the value of emergency preparedness.

SCHOOLS

The Local Public Health Coordinator has begun working with schools to provide students and parents with information and emergency supplies. Joining with the Immunization Nurses at school vaccination events, allowed us to reach more of our residents. Showing parents that getting your child vaccinated was a great example of emergency preparedness; they were less intimidated by the topic. Parents received SJC Family Preparedness Workbooks and emergency supply items, and children got a preparedness coloring book.

LOOK AHEAD

2025 will be focused on strengthening our capabilities, more prevention programs, working with more schools, and working with our rural communities.

Numbers at a Glance

- Summer Safety Bags: 50
- Halloween Safety Bags: 500
- Covid Tests: 2,980
- Distributed a total of 4,230 PPE items including gloves, face masks, gowns, goggles, hand sanitizer, etc.

Emergency Items	Distributed
First Aid Kits	707
Flashlights	653
Weather Radios	7
Whistles	605
Handwarmers	323
Rescue Blanket	137
Emergency Car Tool	13
Portable Charger	76

Community Partnership and Development



HEALTH FIRST COMMUNITY PARTNERS

In 2024, the St. Joseph County Department of Health (SJCDoH) funded community programming under the following Core Services outlined by the Indiana Department of Health: Maternal Child Health, Chronic Disease, Tobacco Prevention and Cessation, Infectious Disease Surveillance, and School Wellness. Programming examples include: a Pop-Up Pregnancy Village, Smoking Cessation Classes, Youth Vaping Prevention, Healthy Eating on a Budget Program (NOURISH), Expansion of HEP C Testing and Treatment, a Backpack Weekend Meal Program, and more.

HEALTH FIRST INTERNAL PROGRAMS

In 2024, the SJCDoH funded internal programming under the following Core Services outlined by the Indiana Department of Health: Maternal Child Health, Environmental Health, TB, Immunizations, Vital Records, Chronic Disease, School Wellness, and Lead Poisoning Prevention. Programming examples include: Radon; Renovation, Repair, and Painting Training; Lead Conference; EMBER and more.

Numbers at a Glance

- Total Funding for Community Programs Under Maternal Child Health: **\$295,893**
- Total Funding for Community Programs Under Tobacco Cessation and Prevention: **\$57,851**
- Total Funding for Community Programs Under Chronic Disease: **\$383,581.46**
- Total Funding for Community Programs Under Infectious Disease Surveillance: **\$65,014**
- Total Funding for Community Programs Under School Wellness: **\$171,416**

Communications and Events



COMMUNICATIONS

In 2024, the communication strategy was to enhance social media, TV, print, and radio presence by promoting monthly and weekly health themes. We want to increase DoH transparency in the community, and focus awareness on topics that align with DoH priorities and programs.

In response to requests from the Department and Units, we developed and/or reprinted more than 200 promotional materials, including flyers, brochures, stickers, magnets, posters, door hangers, postcards, and coloring books. A new coloring book was also designed for our DoH-hosted Halloween Spooktacular.

The website was substantially revised and improved, and better utilized to promote department activities and events. The radon page, school health liaison page, and rabies and animal bites page received total overhauls and were built from the ground up. The website and related social media pages saw a substantial increase in viewership compared to the previous year.

For the first time, we created an in-house video production workshop supporting various DoH programs and initiatives. The initial focus has been on the School Health community partnership program and radon mitigation, but other videos are in the planning stage.

EVENTS

The Communications and Events Specialist engaged with community partners to host and participate in events like the North Liberty Health Fair and the Halloween Spooktacular/Lead Testing Fairs.

To continue promoting the DoH at events, the communications & events team ordered DoH-branded items, like pens, stress balls, flashlights, first-aid kits, and more.

LOOKING AHEAD

In 2025, we will create more videos and health-promotion materials for our programs, continue to make the website more user-friendly, and increase our presence in the community by hosting and promoting more community events.

Numbers at a Glance

News and content

- 71 News/Media Stories
- 11 Press Releases
- 200+ flyer requests

Social media:

- 519K Reach
- 3.7K Content interactions
- 2.6K Link clicks
- 17.7K Visits

Events:

- DoH Hosted: 3
- Co-participant: 30+



Community Access, Resources, and Education



Health Promotion

The **Mental Health and Substance Abuse Education Program** aims to educate the community about addiction, substance use, mental health, and available area resources. Our Mental Health and Addiction Health Promotion Specialist participates in events to provide education on these topics and reduce the associated stigma. In 2024, we provided 27 naloxone training sessions to community members and organizations, distributed 3,485 doses of naloxone, and provided 22 Public Access Naloxone Cabinets throughout the community to ensure this lifesaving medication is readily accessible.

In 2024, we launched community-based **Chronic Disease Education** classes, which offer health education presentations on hypertension, diabetes, and nutrition/obesity. These sessions simplify the definitions of these chronic conditions, provide prevention strategies, and deliver essential information for those diagnosed. The goal is to promote community health and enhance understanding and awareness of these chronic medical conditions. Since the program's launch in March 2024, our Chronic Disease Health Promotion Specialist has taught 18 classes in the community, engaging with 291 participants.

Numbers at a Glance

- 3,485 doses of naloxone distributed to community members & partners
- 22 Public Access Naloxone Cabinet
- 27 naloxone training sessions conducted
- 2 community events

Classes Held

- 10 hypertension classes
- 5 diabetes classes
- 3 nutrition classes
- 2 community events

Community Access, Resources, and Education (cont.)



Maternal Child Health

The **Maternal/Infant Health (MIH) CHWs** are embedded within three Women's Care Center (WCC) locations to provide insurance navigation, resource referral, and prenatal care support to pregnant individuals. Clients are referred to the MIH CHWs by WCC counselors when there is a need for insurance assistance or other social resources. In 2024, MIH CHWs served 404 clients. For 263 of these individuals, it was their first pregnancy. 99 clients were classified as high risk due to current or past medical conditions. Overall, MIH CHWs received 325 social needs assessments (SNAs) which reported 671 social needs and assisted 224 individuals in applying for or switching to a pregnancy insurance plan.

The **Perinatal Childhood Lead Poisoning Prevention Program** was launched in February 2024. This initiative focuses on assessing and mitigating potential lead hazards in residential homes during pregnancy and after pregnancy. We aim to address these hazards before the child is born and begins exploring their environment. In 2024, our Perinatal Education and Program Coordinator provided 17 lead screening kits to mothers and referred 16 mothers to our licensed lead risk assessor in the SJCDoh Environmental Unit.

The **Empowering Mothers & Babies Through Education & Resilience (EMBER)** program is designed to equip and empower women who are pregnant or of childbearing age with essential information for a safe and healthy pregnancy. The maternal education classes cover a range of subjects, including nutrition, exercise, safe sleep, maternal mental health, management of preexisting medical conditions, and recognizing pregnancy warning signs. Classes are taught by our Maternal and Infant Health (MIH) Coordinator, and a registered nurse with labor and delivery experience. In addition to these classes, the program offers a postpartum peer support group led by a licensed doula, providing resources and emotional support to women during and after pregnancy. We successfully completed our EMBER pilot which was hosted at the BEACON Resource Center located at 4210 Lincoln Way West. We engaged with 44 unique women and 23 support people, with a total of 179 attendees across all classes and support groups.

Numbers at a Glance

- Supported 404 pregnant clients
- Assisted 224 pregnant individuals with insurance navigation
- Supported 263 first time mothers
- Referred 33 pregnant women to lead home risk assessments
- 179 maternal education and support group attendees

Community Access, Resources, and Education



Community Health Workers

The Community Health Worker (CHW) program aims to reduce health disparities and improve community well-being by engaging residents around health priorities and assisting them in accessing health resources. The CHWs respond to Social Needs Assessments (SNAs) that residents complete online or through community partners. In 2024, eight CHWs focused on twelve St. Joseph County census tracts with the highest social vulnerability index to build relationships with residents, provide resource connections, assist with insurance navigation, and work with community partners to identify pressing community health needs.

In 2024, 1,478 individuals filled out an SNA requesting assistance accessing community resources. In total, the CHWs assisted 2,436 people, connecting them to 2,281 resources, and helped 294 residents apply for insurance. Those who were ineligible for insurance were referred to health providers offering sliding-scale services.

The **Lead Community Health Workers (Lead CHWs)** work with families to provide community-based lead screenings, education, case management/monitoring, and support for the social needs of families with children who have elevated blood lead levels (EBLL). In 2024, Lead CHWs participated in 76 lead events and tested 377 children for elevated blood lead levels.

Outreach

To broaden the awareness and impact of our programs, CHWs regularly engage in community outreach. These efforts include hosting lead awareness events, attending community health outreach events, canvassing, and making regular visits to partner sites. In 2024, CHWs participated in 795 outreach activities.

Numbers at a Glance

- Conducted 1478 Social Needs Assessments
- Provided social support resources to 2,436 St. Joseph County residents
- Provided insurance assistance to 294 St. Joseph County residents
- Participated in 795 outreach activities
- 76 lead poisoning prevention events
- 377 children tested for lead

Annexes:

Environmental Health

	Difference 2024 vs 2023	2024	2023	2022
SEPTIC PROGRAM				
Residential - New Construction				
A. Inspections	-20.10%	155	194	200
B. Consultations	-60.00%	4	10	14
RESIDENTIAL - REPLACEMENT				
A. Inspections	1.28%	790	780	666
B. Consultations	-5.00%	19	20	56
COMMERCIAL				
A. Inspections	28.57%	36	28	33
B. Consultations	0.00%	2	2	13
C. Cluster System Inspections	100%	2	1	1
Abandonments without Replacements	-16.28%	36	43	38
Permit Applications Received	-3.98%	507	528	480
Permits Issued	11.09%	521	469	455
Public Information Events	-100%	0	1	1
SUBDIVISION PROGRAM	Difference 2024 vs 2023	2024	2023	2022
A. Health Officer Reports	40%	49	35	28
B. Subdivision Reviews	-1.61%	61	62	39
C. Rezoning and Replat Reviews	400%	5	1	8
WELLHEAD PROGRAM	Difference 2024 vs 2023	2024	2023	2022
A. Inspections Performed	3.29%	157	152	131
WELL DRILLING PROGRAM	Difference 2024 vs 2023	2024	2023	2022
Residential				
A. Inspections	7.43%	188	175	184
B. Well Abandonments	-5.78%	212	225	238
Commercial				
A. Inspections	0%	3	3	3
B. Well Abandonment Inspections	-20.00%	4	5	3
New Construction				
A. Permit Applications Received	-3.49%	83	86	78
B. Permits Issued	7.04%	76	71	77
Replacement				
A. Permit Applications Received	2.22%	230	225	214
B. Permits Issued	5.58%	227	215	214
Public Information Events	500%	6	1	12

Environmental Health (continued)

SOURCE WATER PROGRAM	Difference 2024 vs 2023	2024	2023	2022
A. Phase I Inquiries	9.00%	218	200	193
B. Spill Responses	0.00%	3	3	4
C. Meth Lab Occurrence Response	100%	1	0	0
D. Well/GroundWater Sampling	32.41%	192	145	0
E. Microbe Treatments/Pumping Inspections	-44.00%	14	25	0
F. Other	40.00%	28	20	12
AIR QUALITY PROGRAM	Difference 2024 vs 2023	2024	2023	2022
A. Burn Permits	-18.64%	48	59	70
b. Indoor Air Quality Investigations	0.00%	0	0	0
C. Mold Investigations	0.00%	4	4	6
VECTOR PROGRAM	Difference 2024 vs 2023	2024	2023	2022
A. Inspections Performed	1444.83%	448	29	68
B. Sites Treated	586.21%	199	29	30
C. Traps Collected	4.33%	289	277	198
D. ISDH Submissions	-32.65%	297	441	171
E. Public Information Events	14.29%	8	7	4
LEAD	Difference 2024 vs 2023	2024	2023	2022
A. Lead Risk Assessments	25.64%	147	117	73
a. EBLL Assessments	-1.67%	59	60	33
b. Parent Request Assessments	54.39%	88	57	40
B. Clearances	30.43%	90	69	18
C. Children Tested for Lead Levels	34.70%	4693	3484	3556
HEALTHY HOMES PROGRAM	Difference 2024 vs 2023	2024	2023	2022
A. Initial Complaints	-12.43%	162	185	181
a. No Water	2.70%	38	37	41
b. Garbage/Food Waste	0.00%	58	58	53
c. Feces	-30.77%	36	52	53
d. Rodents/Cockroaches	-21.05%	30	38	34
B. Follow-up Complaints	534.78%	146	23	196
a. No Water	-51.11%	66	135	93
b. Garbage/Food Waste	-10.20%	44	49	66
c. Feces	-9.10%	20	22	26
d. Rodents/Cockroaches	-33.33%	16	24	11
C. Dwellings Declared Unfit	-15.38%	33	39	28

Environmental Health (continued)

MESSAGE	Difference 2024 vs 2023	2024	2023	2022
A. Establishment Inspections	-6.38%	88	94	114
TATTOO/BODY PIERCING PROGRAM	Difference 2024 vs 2023	2024	2023	2022
A. Inspections Performed	-25.53%	35	47	49
COMPLAINTS / INVESTIGATIONS	Difference 2024 vs 2023	2024	2023	2022
A. Garbage/Food Waste	9.73%	124	113	132
B. Sewage	-34.46%	77	114	102
C. Water (ditches, lakes, ponds & swells)	-66.67%	2	6	4
D. Motels/Hotels	-88.24%	2	17	4
E. Burning	8.69%	25	23	16
I. Other	86.99%	273	146	404
SUBSURFACE INVESTIGATIONS	Difference 2024 vs 2023	2024	2023	2022
A. Internal	100%	16	0	29
B. External	-50.00%	1	2	0
ABATEMENT LETTERS	Difference 2024 vs 2023	2024	2023	2022
A. Abatement Correspondence Letters Mailed	-10.80%	355	398	394
B. Immediate Threat to Public Health Letters Mailed	-25.00%	6	8	13
C. Order to Vacate/Condemn Letters Mailed	-14.04%	49	57	41
D. Impending Legal Action Letters Mailed	450%	44	8	13

Finance

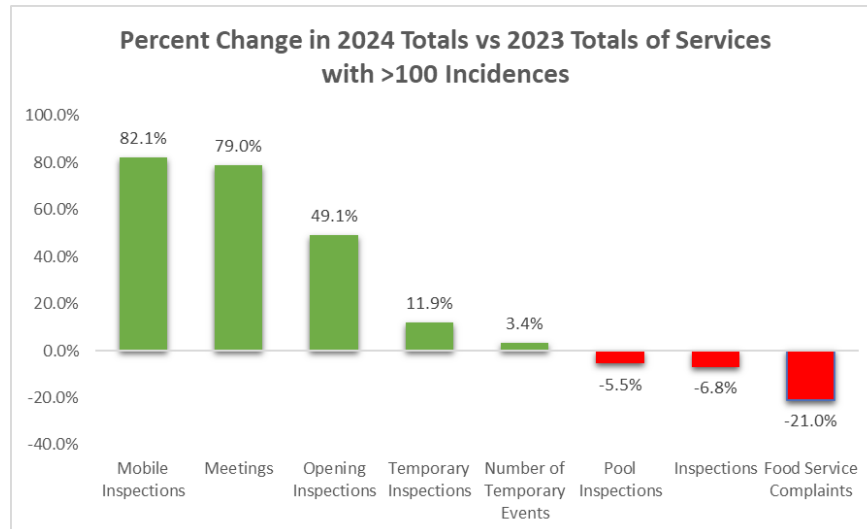
Overview of Revenue and Expenditures

	2022	2023	2024
County Health Fund Revenue	\$5,529,274.92	\$4,609,147.74	\$4,548,428.16
Local Public Health Services Revenue	N/A	N/A	\$3,293,255.46
County-Wide Lead initiative Revenue	\$201,058.12	\$291,701.55	\$0.00
Grant Revenue	\$2,518,071.43	\$2,665,491.58	\$2,431,662.94
Donations	\$0.00	\$0.00	\$50,000.00
TOTAL REVENUE	\$8,248,404.47	\$7,566,340.87	\$10,323,346.56

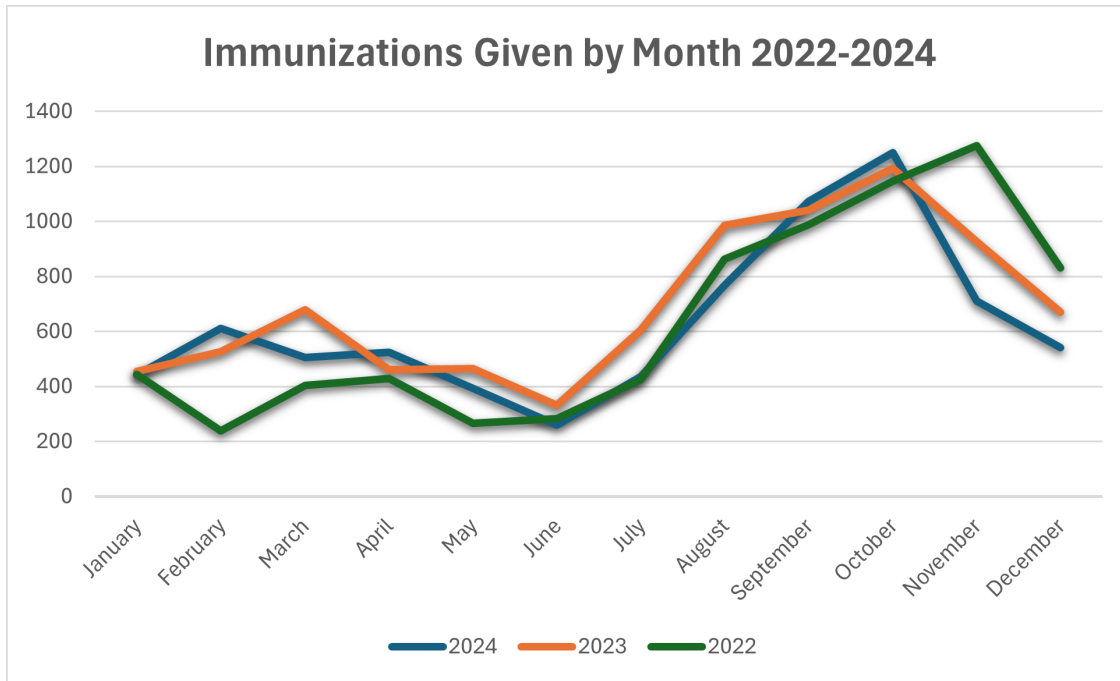
	2022	2023	2024
County Health Fund Expenditures	\$3,693,682.30	\$4,053,970.60	\$4,833,633.53
Local Public Health Services Expenditures	N/A	N/A	\$1,244,396.41
County-Wide Lead initiative Expenditures	\$253,185.48	\$283,542.04	\$272,796.73
Grant Expenditures	\$2,565,415.06	\$1,991,317.98	\$2,286,204.46
TOTAL EXPENDITURES	\$6,512,282.84	\$6,328,830.62	\$8,637,031.13

Food Services

	2022	2023	2024	Difference 2024
Food Store Complaints	27	30	26	-13.3%
Food Service Complaints	205	205	162	-21%
Civil Penalties	3	0	4	400%
Health officer Hearings	1	0	1	100%
Abatements Correspondence	16	4	9	125%
Possible Foodborne Illness Investigations	8	9	3	-66.7%
Opening Inspections	152	112	167	49.1%
Inspections	2452	3440	3206	-6.8%
Plan & Review/New Constr./Remodel	40	32	53	65.6%
Fire Investigations	10	5	9	80%
# Establishments Requested to Close	1	0	1	100%
Number of Temporary Events	234	267	276	3.4%
Temporary Inspections	599	638	714	11.9%
Mobile Inspections	23	56	102	82.1%
Meetings	70	86	154	79%
Smoking Complaints	2	5	1	-80%
Smoking Appeals Hearings	0	0	0	-
Pool Inspections	145	145	137	-5.5%
Pool Consultations	0	2	0	-100%
Pool Complaints	3	6	2	-66.7%
Pool Closings	67	123	90	-26.8%



Nursing



Month	2022	2023	2024
January	443	454	442
February	239	526	611
March	404	679	506
April	428	460	525
May	266	464	392
June	283	331	259
July	424	605	435
August	862	986	768
September	988	1040	1073
October	1147	1193	1250
November	1276	926	711
December	831	670	542

Immunization trends in 2024 remained consistent with trends from previous years. A spike is seen starting in August which then decreases near the end of the calendar year.

Community Partnership and Development

Beacon Health System	
Core Service:	Maternal Child Health
Project Summary:	Initiative to address hypertension (high blood pressure) during pregnancy
Key Performance Indicators:	Reported:
High-Risk Mothers:	99
Patients Achieving Target Blood Pressure:	18
High-Risk Pregnant Patients Receiving RPM Devices & FISP Care Coordination:	99

E Blair Warner Family Medicine Center	
Core Service:	Maternal Child Health
Project Summary:	Comprehensive prenatal education and activities to support positive birth outcomes
Key Performance Indicators:	Reported:
New OB Patients:	229
New OB Patients Offered Classes In-Person or Virtually:	148
Patients Signing Up For Classes:	12
Patients Attending at Least 1 Class or Educational Activity:	7
Patients Completing 80% of Class Coursework:	4

Northern Indiana Maternal and Child Health Network	
Core Service:	Maternal Child Health
Project Summary:	Increase awareness of reproductive health care and access to care for all people
Key Performance Indicators:	Reported:
Website Visits:	13,618
Patients Receiving Travel Vouchers:	0
% of Staff Receiving Cultural Competency Training:	100
Individuals Reached Through Community Outreach Events:	4,110
New Patients Brought to the Clinic:	642
% of OB/GYN Offices that Received Provider Packets	62
Telehealth Visits	10

University of Notre Dame	
Core Service:	Maternal Child Health
Project Summary:	Implement a pop-up pregnancy/family village program supporting those at highest risk for infant mortality
Key Performance Indicators:	Reported:
Resources/Referrals Provided:	509
Program Participants:	101
Community Partners Involved:	56
Vendors:	55

Community Partnership and Development (cont.)

Women's Care Center	
Core Service:	Maternal Child Health
Project Summary:	Creation of a one-on-one CARE program addressing mom's needs through all 4 trimesters of pregnancy
Key Performance Indicators:	Reported:
Pregnant Women Served:	2,358
CARE Program Sessions:	1,321
% of Women Referred to Prenatal Care:	76
Women Qualified for Prenatal Vitamins:	85
Average Client Satisfaction Score:	90

St. Joseph Regional Medical Center	
Core Service:	Tobacco Prevention and Cessation
Project Summary:	Continuation and expansion of smoking cessation classes and youth vaping prevention
Key Performance Indicators:	Reported:
Courage to Quit Cohorts:	4
Participants in Courage to Quit Sessions:	676
Weekly Vaping Prevention Education Sessions:	26
Youth Reached Through Tobacco / Vaping Prevention Sessions:	4,686

Bike Michiana Coalition	
Core Service:	Chronic Disease Prevention
Project Summary:	Create and implement a bike safety education program in St. Joseph County
Key Performance Indicators:	Reported (as of Q3):
Participants:	32
Workshops:	1
Helmets Offered or Approved:	32

Portage Township	
Core Service:	Chronic Disease Prevention
Project Summary:	Development and implementation of Healthy Eating on a Budget program focused on reducing obesity by creating awareness around proper nutrition
Key Performance Indicators:	Reported:
Website Visits and Views:	367
Students and Individuals Reached in Classes and Group Sessions:	235

Purdue Extension St. Joseph County	
Core Service:	School Wellness
Project Summary:	Pilot a Junior Master Gardeners class and nutrition education at a local elementary school
Key Performance Indicators:	Reported:
% of Students Who Participated in 15+ Sessions of Junior Master Gardener:	92
% of Students Participating in Field Trips:	92
% Increase in Vegetable Preference Amongst Student Participants:	29.82
% of Students Who Participate in 30+ Minutes of Daily Physical Activity:	90

Community Partnership and Development (cont.)

REAL Services	
Core Service:	Chronic Disease Prevention
Project Summary:	Implement Chronic Disease Self-Management and Stay Active and Independent for Life program targeting older adults
Key Performance Indicators:	Reported:
Participants Reached:	118
Seniors Receiving Education or Fruits/Vegetables:	118
New Sites:	5
Total Improvements in Physical and Psycho-Social Health Indicators?	61

St. Margaret's House	
Core Service:	Chronic Disease Prevention
Project Summary:	Expansion and overhaul of their food program
Key Performance Indicators:	Reported:
Nutrition and Cooking Classes:	10
Field Trips:	3
Individuals Served:	1,422
Professional Development Opportunities Pursued by Kitchen Manager:	2
Zip Codes Identified With Higher Rates of Food Insecurity:	7

United Health Services	
Core Service:	Chronic Disease Prevention
Project Summary:	Creation of Prevention: Health First program – screening, intervention, and prevention program for chronic diseases associated with obesity: hypertension and obesity
Key Performance Indicators:	Reported:
Participants Served:	46
Participants Returning for a Rescreen Appointment:	41
Test Scores that Show Improvement:	84

Unity Gardens	
Core Service:	Chronic Disease Prevention
Project Summary:	Educational Expansion program to grow more food and increase access to nature and shade
Key Performance Indicators:	Reported:
Pounds of Produce:	191,156.025
Visitors to Main Campus:	14,398
Field Trips Completed:	46
Students Reached:	756
Classes Hosted:	96
Class Participants:	1,345
Outreach Visits – Edgy Veggie:	26
Urban Orchards Established:	10
Satisfaction Rate of Participants:	90

Community Partnership and Development (cont.)

HealthLinc Inc.	
Core Service:	Infectious Disease Surveillance
Project Summary:	Expand HEP C testing and treatment
Key Performance Indicators:	Reported:
Partners Given Treatment Without Being Seen:	0
Patients Tested for All Testable STIs:	8,261
Rapid Tests Given:	20
% of Patients Who Receive Same Day HIV Testing in Addition to STI Testing:	29
% of Patients 15-65 Who Are Tested for HIV:	68.3
% of Patients 13+ y/o Who Have Been Screened for HCV 1+ Times:	62
% of Patients with HCV Who Are Linked To Care:	75
% of Newly Diagnosed Patients Returning for Care Within 30 Days:	100

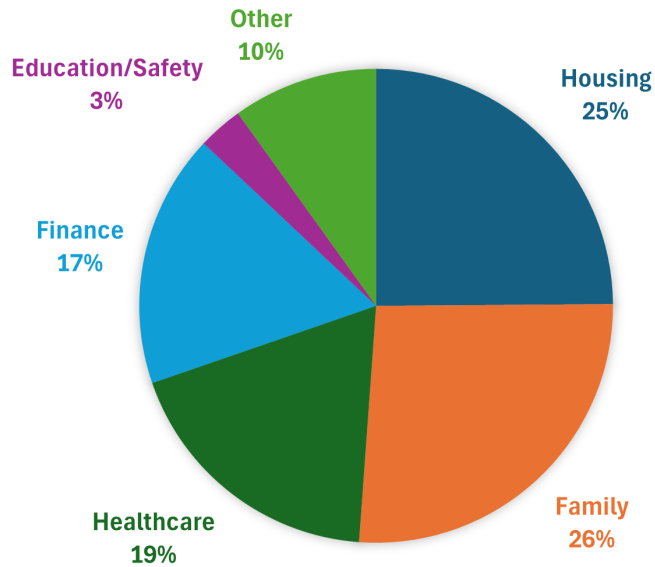
Street Medicine of South Bend	
Core Service:	Infectious Disease Surveillance
Project Summary:	Expand HEP C testing and treatment with unhoused individuals
Key Performance Indicators:	Reported:
Individuals Tested for HCV:	79
Individuals Who Started Treatment:	6
Individuals Who Completed Treatment:	3

Cultivate Food Rescue	
Core Service:	School Wellness
Project Summary:	Expand the Backpack Weekend Meal Program
Key Performance Indicators:	Reported:
Total New Students Served:	117
Total Meals Distributed:	8,674
Total Schools/Partners:	5
% of Families Indicating the Food Helps:	91

Mental Health Awareness Michiana	
Core Service:	School Wellness
Project Summary:	Creation of programming focused on mental well-being and healthy relationships
Key Performance Indicators:	Reported:
Total Classes:	6
Students Reached Through Classes:	340
% of Participants with Increased Knowledge of Mental Health Promoting Tools:	45
% of Participants with Increased Knowledge of Tools Promoting Healthy Relationships:	82
% of Participants with Increased Likelihood to Talk to an Adult About Mental Health:	39
% of Participants with Increased Likelihood of Completing a Mental Health Screening:	32

Community, Access, Resources, and Education

CATEGORICAL DISTRIBUTION OF NEEDS REPORTED IN
2024



CATEGORICAL DISTRIBUTION OF NEEDS REPORTED IN
2023

