

PORTER COUNTY HEALTH DEPARTMENT ANNUAL REPORT

2023



VALPARAISO

155 INDIANA AVE.

SUITE 104

VALPARAISO, IN 46383

PHONE: (219) 465-3525

MISSION

The Porter County Health Department promotes and protects the health and well-being of our community.

PORTAGE

3590 WILLOWCREEK RD.

SUITE C

PORTAGE, IN 46368

PHONE: (219) 759-8239

Contents

What is Public Health?.....	2
Department Overview	3
Organizational Chart	4
Outreach	5
Financial Report: 2023.....	7
Reports of Collections.....	9
Vital Records Report: 2023	13
Food Services Report: 2023.....	17
Environmental Services Report: 2023	20
Nursing Services Report: 2023.....	24
Health Statistics	30
Emergency Preparedness Report: 2023	31
Health First Indiana.....	35



What is Public Health?

Public Health as a field works to prevent sickness and injury before it even occurs with the aim of improving quality of life for all people. Every day, the public health field is working – often behind the scenes – to prevent hazards and keep people healthy. As a field, public health aims every day to protect and promote the health and well-being of all people in all communities.

Public health touches so many aspects of everyday life, illness, disease and accident prevention. At any given moment, those working within public health may be:

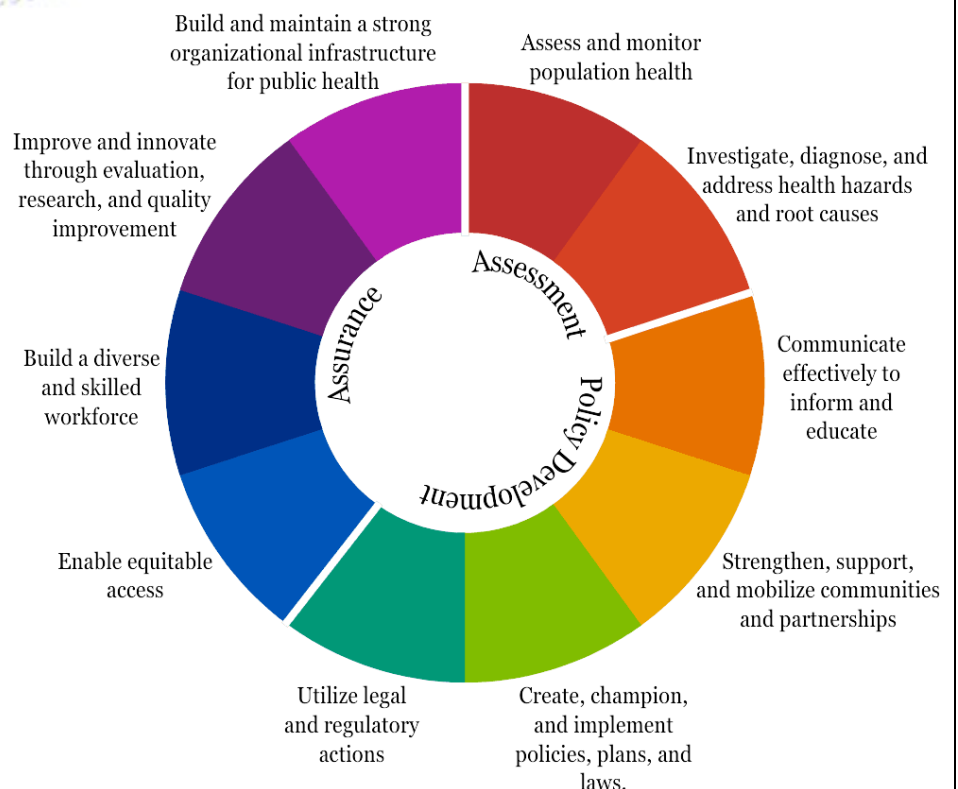
- Tracking disease outbreaks and vaccinating communities to avoid the spread of disease.
- Setting safety standards to protect workers.
- Developing school nutrition programs to ensure kids have access to healthy food.
- Advocating for laws to keep people safe, including smoke-free indoor air and seatbelts.
- Working to prevent gun violence.
- Addressing the impact of climate change on our health.
- And so much more!

The core tenant of public health is equity in health for everyone. Health equity can only be achieved when everyone has a fair and just opportunity to attain their highest level of health. Achieving health equity also requires addressing social determinants of health and health disparities. Social determinants of health are non-medical factors that can influence a person or population's health outcomes.

Social determinants of health include:

- Economic stability factors
- Education access and quality
- Healthcare access
- Neighborhood and environmental factors
- Social and community factors

The Porter County Health Department is dedicated to providing health equity by addressing social determinants of health and health disparities through the 10 core public health services, which are shown here.



Department Overview

- Health Officer, Administrator, and Division Heads
 - Health Officer: M. L. Stamp. M.D.
 - Administrator: Sheila Paul (January-June) & Carrie Gschwind (July-December)
 - Nursing Director: Connie Rudd
 - Food Service Director: Carrie Gschwind (January-June) & Susan Bell (July-December)
 - Environmental Health Director: Dan Boyd
 - Chief Deputy Registrar & Office Manager: Kris Contrino
 - Emergency Preparedness Director: John Pisowicz
- Board of Health Members
 - Dr. Linda Boxum (President)
 - Dr. Kimberly Brunt
 - Dr. Patrick Fleming
 - Robyn Lane, RN
 - Kathy Lemmon, RN
 - Dr. Christopher Osan
 - Terry Wuletich, RN
 - David Hollenbeck (Board Attorney)
- The Health Department has many employees, including 27 full time, 6 part time and 2 contract employees, all dedicated to serving the over 175,000 residents of Porter County. Some of the positions are:
 - Food Inspector
 - Deputy Health Registrar
 - Public Health Nurse
 - Environmental Inspector

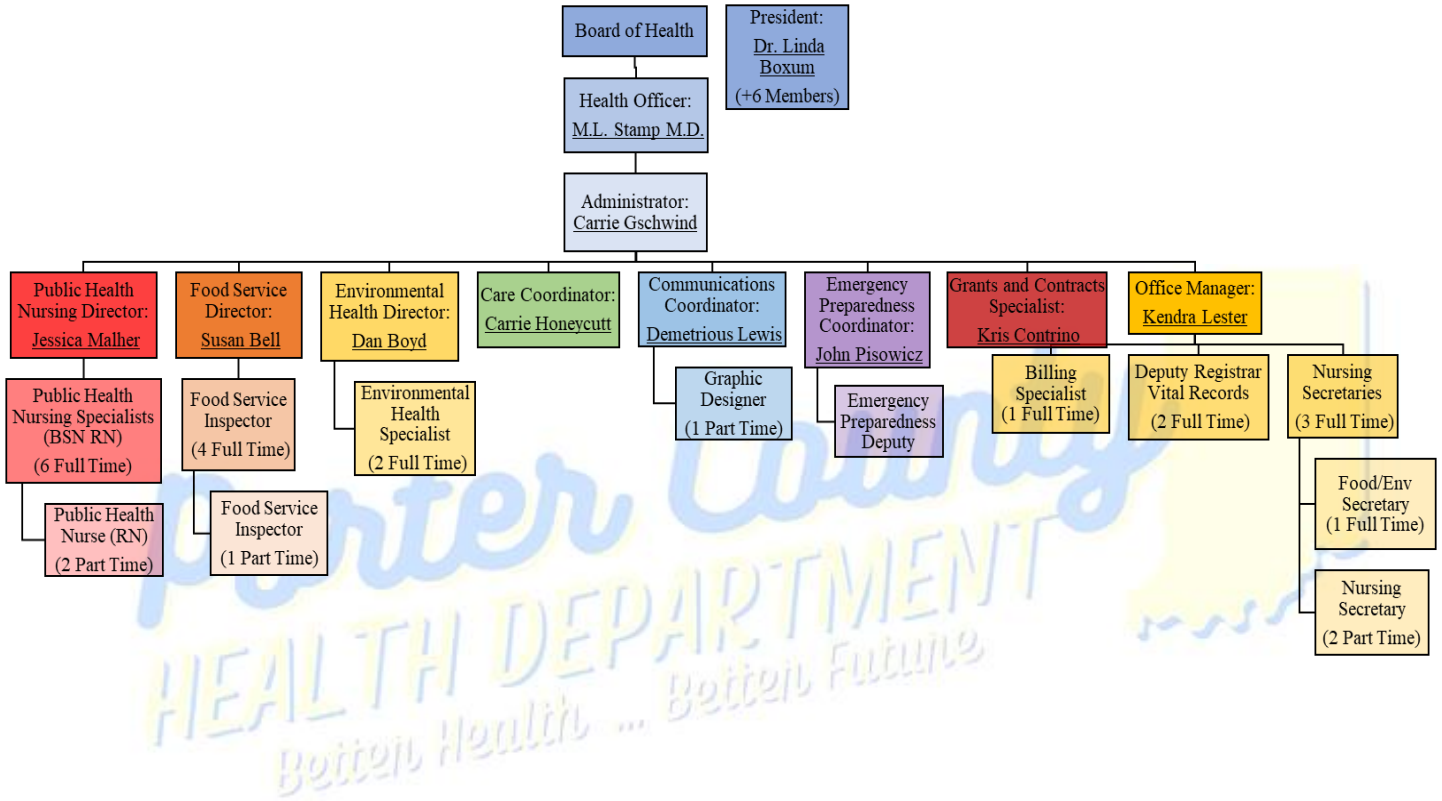


Valparaiso



Portage

Organizational Chart



Outreach



In order to improve access to care and public health education for all Porter County residents, we take part in and host various public health outreach events each year. Included on the next two pages are examples of outreach events from 2023.

1 Zac Mago Child Heart Disease Event



2 Vaccine Clinic

Outreach



3 Victory 4 Kidz



4 Portage Bacon Fest 2023

Financial Report: 2023
Prepared by: Kris Contrino



Financial Report

	2023 Budget	Additional	Funds Used	Year End Balance
1159 Health Fund	\$2,482,493.00	\$54,000.00	\$2,360,369.21	\$178,358.49
1168 Local Health Main	\$92,990.00	\$0.00	\$49,734.51	\$43,255.49
1206 Trust Fund	\$69,365.00	\$0.00	\$66,967.56	\$2,397.44
2102 Antabuse	\$80,605.00	\$0.00	\$8,250.43	Program ended
8119 Bioterrorism	\$84,744.00	\$0.00	\$87,173.93	-\$2,429.93
8205 Health IIC Grant	\$122,121.00	\$0.00	\$31,751.02	\$90,369.98
8911 COVID Immunization	\$261,120.00	\$0.00	\$29,639.32	\$231,480.68
8912 COVID Testing	\$101,490.00	\$0.00	\$2,457.25	\$99,032.75
8913 Workforce Development	\$156,595.00	\$0.00	\$97,815.21	\$58,779.79
8915 Lead Grant	\$0.00	\$26,914.50	\$4,600.44	\$22,314.06
8917 Tobacco Grant	\$0.00	\$31,842.00	\$5,097.95	\$26,744.05

	2022 Budget	Additional	Funds Used	Year End Balance
1159 Health Fund	\$2,139,712.00	\$551,303.36	\$2,134,557.82	\$556,457.54
1168 Local Health Main	\$92,710.00	\$0.00	\$83,409.18	\$9,300.82
1206 Trust Fund	\$69,410.00	\$0.00	\$64,453.05	\$4,956.95
2102 Antabuse	\$106,105.00	\$0.00	\$49,866.89	\$56,238.11
8119 Bioterrorism	\$176,594.00	\$0.00	\$138,326.34	\$38,267.66
8205 Health IIC Grant	\$122,121.00	\$0.00	\$43,822.09	\$78,298.91
8911 COVID Immunization	\$345,894.75	\$0.00	\$51,018.26	\$294,876.49
8912 COVID Testing	\$100,000.00	\$0.00	\$4,693.74	\$95,306.26
8913 Workforce Development	\$300,000.00	\$0.00	\$72,224.64	\$227,775.36

The chart above is the budget for the Porter County Health Department. This chart includes charges such as salaries, health insurance and office expenses. There is data from 2022 as well as from 2023 to compare how the Health Department budget has changed.

Reports of Collections

The charts below are the Reports of Collections for 2023 for each division. These reports tabulate all of the money that the Health Department has collected from its various services and duties. The lines highlighted in blue are sub-totals of each division, and the green line is the total of the four sub-totals above it. The chart below the green line is the subtotals for miscellaneous fees and revenue that are not included in the standard Health Department collections.

Vital Records

	Birth Certificates	Death Certificates	Genealogy	Paternity	Amendments	Admin Subtotals
Jan 23	\$4,476.00	\$10,431.50	\$0.00	\$60.00	\$0.00	\$14,967.50
Feb 23	\$4,278.00	\$9,043.50	\$5.00	\$90.00	\$0.00	\$13,416.50
March 23	\$4,850.00	\$9,656.50	\$5.00	\$120.00	\$0.00	\$14,631.50
April 23	\$3,880.00	\$8,114.25	\$0.00	\$90.00	\$0.00	\$12,084.25
May 23	\$3,990.00	\$8,594.75	\$0.00	\$30.00	\$0.00	\$12,614.75
June 23	\$4,360.00	\$10,082.75	\$0.00	\$60.00	\$0.00	\$14,502.75
July 23	\$4,210.00	\$9,045.00	\$0.00	\$30.00	\$0.00	\$13,285.00
Aug 23	\$5,270.00	\$7,440.00	\$15.00	\$60.00	\$0.00	\$12,785.00
Sep 23	\$4,190.00	\$6,772.50	\$15.00	\$30.00	\$0.00	\$11,007.50
Oct 23	\$3,500.00	\$8,007.50	\$0.00	\$0.00	\$0.00	\$11,507.50
Nov 23	\$3,040.00	\$7,957.50	\$0.00	\$120.00	\$0.00	\$11,117.50
Dec 23	\$3,470.00	\$7,477.50	\$0.00	\$60.00	\$0.00	\$11,007.50
Totals	\$49,514.00	\$102,623.25	\$40.00	\$750.00	\$0.00	\$152,927.25

Environmental

	Appeals	Pool/ Tattoo Late Fees	Install Reg.	Pool- Full Year	Pool- Partial Year	Repair	Septic	Tattoo	Well	Env. Subtotals
Jan 23	\$0	\$650	\$1,100	\$500	\$350	\$1,176	\$728	\$500	\$100	\$5,104
Feb 23	\$0	\$300	\$150	\$0	\$0	\$672	\$364	\$300	\$50	\$1836
Mar 23	\$0	\$0	\$200	\$0	\$50	\$840	\$728	\$100	\$125	\$2043
April 23	\$0	\$0	\$100	\$0	\$0	\$672	\$1,638	\$0	\$325	\$2,735
May 23	\$0	\$150	\$150	\$0	\$150	\$1,201	\$1,274	\$0	\$150	\$3,075
June 23	\$0	\$0	\$50	\$0	\$50	\$840	\$1,117	\$100	\$332	\$2,489
July 23	\$0	\$0	\$0	\$0	\$100	\$1,369	\$1,274	\$100	\$150	\$2,993
Aug 23	\$0	\$0	\$0	\$0	\$0	\$840	\$1,638	\$0	\$300	\$2,778
Sep 23	\$0	\$0	\$0	\$0	\$0	\$1,008	\$364	\$300	\$75	\$1,747
Oct 23	\$0	\$0	\$0	\$0	\$0	\$1,344	\$1,638	\$100	\$275	\$3,357
Nov 23	\$20	\$0	\$0	\$1,000	\$500	\$1,008	\$896	\$500	\$25	\$3,949
Dec 23	\$0	\$0	\$0	\$1,700	\$1550	\$1,176	\$910	\$1,300	\$75	\$6,711
Total	\$20	\$1,100	\$1,750	\$3,200	\$2750	\$12,146	\$12,569	\$3,300	\$1982	\$38,817

Foods

	Plan Review	Full-Service Restaurant	Limited-Service Restaurant	Partial Year	Late Fee	Temporary Restaurant	Serv Safe	Bed and Breakfast	Annual Temporary	Foods Subtotal
Jan 23	\$125	\$12,600	\$1,050	\$450	\$4,450	\$600	\$220	\$0	\$400	\$19,895
Feb 23	\$250	\$2,600	\$0	\$600	\$400	\$320	\$50	\$0	\$800	\$5,020
March 23	\$300	\$2,200	\$150	\$750	\$340	\$410	\$50	\$0	\$750	\$4,950
April 23	\$675	\$2,400	0	\$2,550	\$0	\$320	\$0	\$0	\$1,000	\$6,945
May 23	\$500	\$1,700	\$150	\$2,700	\$20	\$1,070	\$0	\$0	\$250	\$6,390
June 23	\$125	\$900	0	\$1,550	\$0	\$3,420	\$100	\$0	\$300	\$6,395
July 23	\$250	0	0	\$560	\$10	\$3,700	\$0	\$0	\$200	\$4,720
Aug 23	\$450	\$400	\$150	\$450	\$0	\$1,510	\$0	\$0	\$250	\$3,210
Sep 23	\$100	\$150	0	\$900	\$0	\$1,750	\$0	\$0	\$0	\$2,900
Oct 23	\$250	\$1,300	0	0	\$0	\$920	\$0	\$0	\$0	\$2,470
Nov 23	\$275	\$49,200	\$2,100	\$450	\$800	\$990	\$0	\$0	\$350	\$54,165
Dec 23	\$450	\$102,300	\$7,500	\$8,400	\$1,050	\$570	\$0	\$500	\$1,650	\$122,420
Totals	\$3750	\$175,750	\$11,100	\$19,360	\$7,070	\$15,580	\$420	\$500	\$5,950	\$239,480

Nursing

	Admin Fees	Labs	Shot Records	RN Services	Vaccinations	QFT/TB	Nursing Subtotals
Jan 23	\$700	\$737	\$0	\$450	\$2,938	\$900	\$5,725
Feb 23	\$280	\$385	\$0	\$460	\$940	\$465	\$2,530
March 23	\$600	\$320	\$50	\$320	\$5,141	\$885	\$7,316
April 23	\$360	\$227	\$62	\$320	\$4,449	\$660	\$6,078
May 23	\$580	\$642	\$54	\$280	\$4,108	\$975	\$6,639.00
June 23	\$960	\$1,253	\$72	\$470	\$4,783	\$990	\$8,528.00
July 23	\$840	\$1,092	\$130	\$420	\$4,359	\$1,485	\$8,326.00
Aug 23	\$2,580	\$570	\$110	\$280	\$4,609	\$1,170	\$9,319.00
Sep 23	\$720	\$208	\$74	\$260	\$4,105	\$1,380	\$6,747.00
Oct 23	\$1,640	\$570	\$66	\$140	\$2,534	\$750	\$5,700.00
Nov 23	\$1,055	\$107	\$44	\$80	\$3,488	\$660	\$5,434.00
Dec 23	\$820	\$0	\$46	\$140	\$4,296	\$585	\$5,887.00
Totals	\$11,135.00	\$6,111.00	\$708.00	\$3620.00	\$45,750.00	\$10,905.00	\$78,229.00

Miscellaneous

	Coroner's Fees	Antabuse	Billing/Insurance	Totals
Jan 23	\$3,028.50	\$1,990.00	\$0.00	\$5,018.50
Feb 23	\$2,596.50	\$1,085.00	\$0.00	\$3,681.50
March 23	\$2,803.50	\$0.00	\$7,112.59	\$9,916.09
April 23	\$2,355.75	\$0.00	\$0.00	\$2,355.75
May 23	\$2,495.25	\$0.00	\$0.00	\$2,495.25
June 23	\$2,927.25	\$0.00	\$6,012.40	\$8,939.65
July 23	\$3,015.00	\$0.00	\$0.00	\$3,015.00
Aug 23	\$2,840.00	\$0.00	\$0.00	\$2,840.00
Sep 23	\$2,257.50	\$0.00	\$19,438.08	\$21,695.58
Oct 23	\$2,422.50	\$0.00	\$0.00	\$2,422.50
Nov 23	\$2,652.50	\$0.00	\$0.00	\$2,652.50
Dec 23	\$2,492.50	\$0.00	\$23,502.06	\$25,994.56
Totals	\$31,886.75	\$3,075.00	\$56,065.13	\$91,026.88

Vital Records Report: 2023

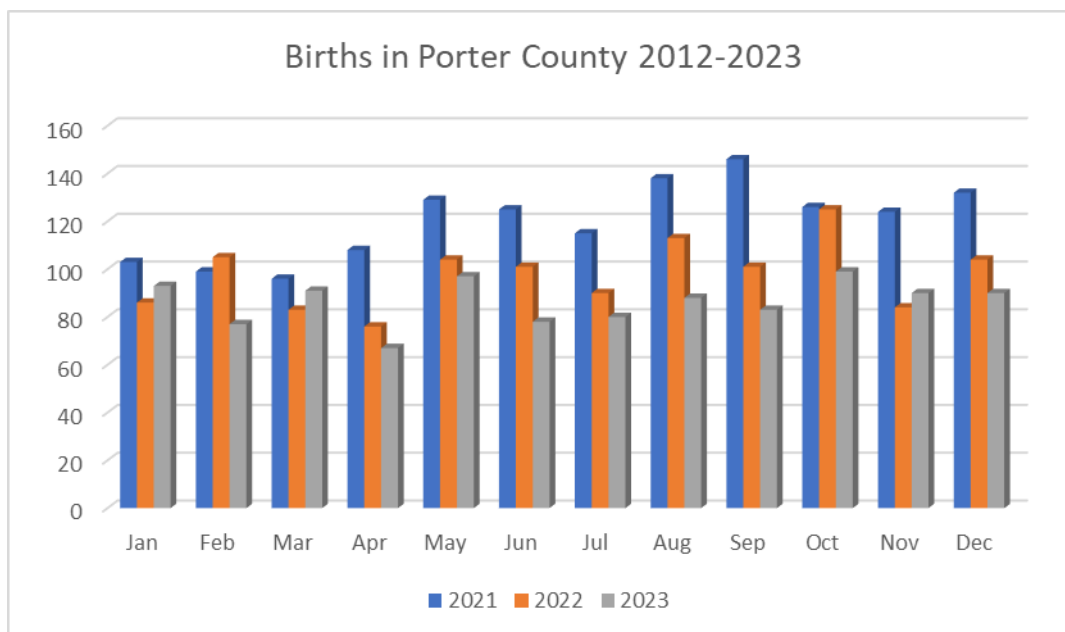
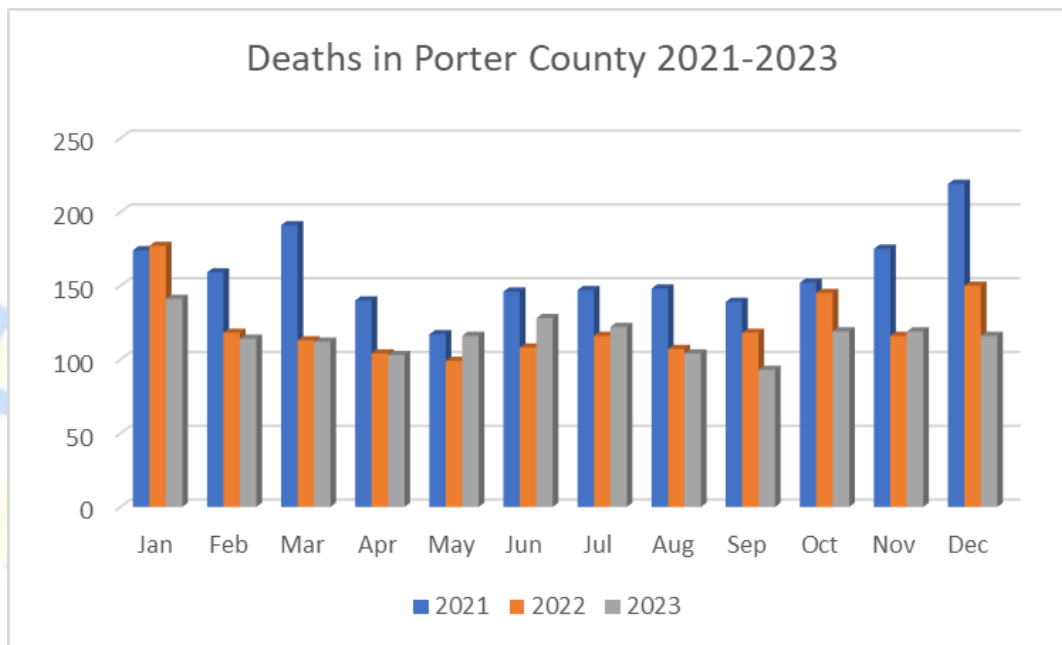
Office Manager: Kris Contrino

Clerical staff: Leesa Faris, Teela Uribe, Shelly Dammarell, Sarah Pisowicz, Laurene Moore, Kendra Lester (Not pictured: Stephanie Starkey and Mandy Gniadek)

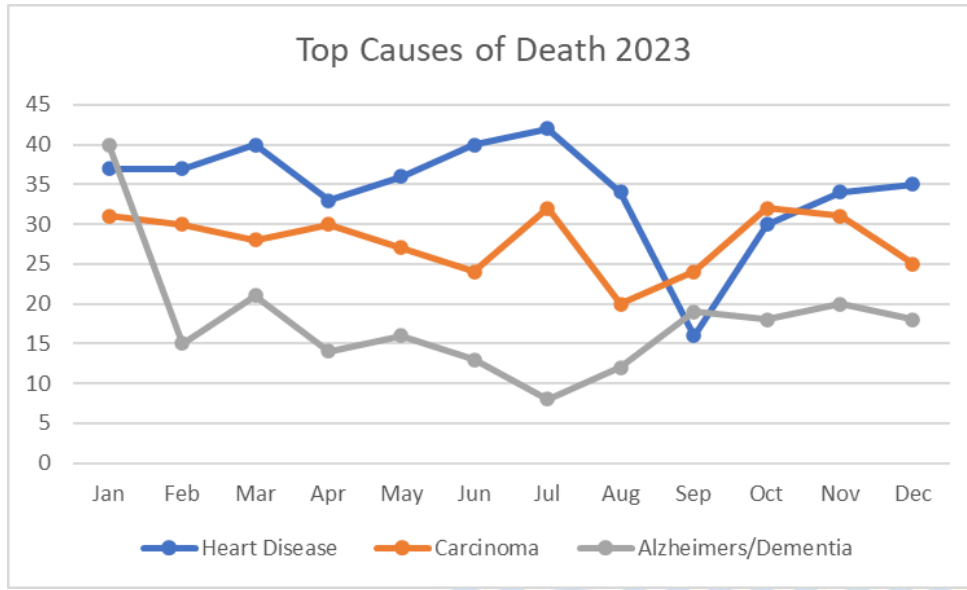


The Vital Records Division of the Porter County Health Department strives to provide courteous, efficient and accurate service from both our Valparaiso and our Portage locations. Our staff interprets, implements, and enforces compliance with policies, procedures and safety regulations with the Indiana State Department of Health. Our critical core services are: the issuance of certified birth and death certificates, establishment of voluntary paternity, amendments and corrections to birth certificates, genealogical searches for birth and death records dating back to 1884.

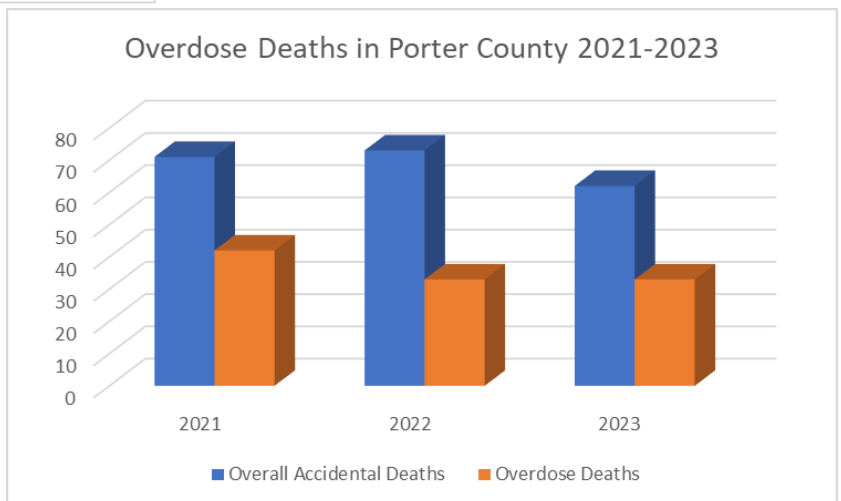
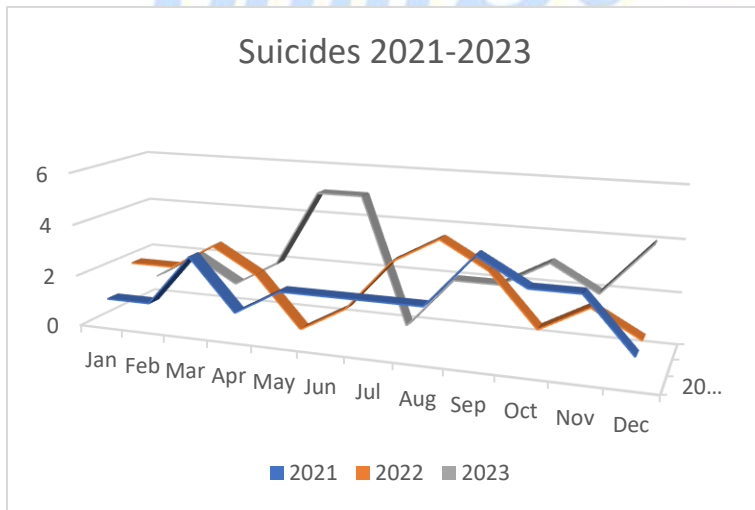
Births and Deaths 2021-2023



Causes of Death 2021-2023



This graph shows the most frequently recorded cause of deaths in Porter County for 2023. As shown above, these are heart disease, carcinoma and Alzheimers/Dementia.



Overall Vital Records Activity

Year 2023		Jan	Feb	Mar	Apr	May	Jun	Jul	Aug	Sep	Oct	Nov	Dec	Totals
Deaths														
	Male	74	64	54	43	65	64	54	46	48	46	59	70	687
	Female	67	50	58	60	51	64	68	58	45	73	60	46	700
	Total	141	114	112	103	116	128	122	104	93	119	119	116	1387
Delayed Deaths														
	Male	24	14	16	11	18	13	14	19	10	11	12	11	173
	Female	14	19	15	13	14	21	11	9	10	14	25	13	178
	Total	38	33	31	24	32	34	25	28	20	25	37	24	351
Births														
	Male	43	38	55	35	50	36	44	39	41	48	53	40	522
	Female	50	39	36	32	47	42	36	49	42	51	37	50	511
	Total	93	77	91	67	97	78	80	88	83	99	90	90	1033
Delayed Births														
	Male	7	8	4	15	19	11	9	15	13	16	5	9	131
	Female	8	14	8	10	8	11	14	23	11	8	3	9	127
	Total	15	22	12	25	27	22	23	38	24	24	8	18	258
Home Births														
	Male	0	0	0	0	0	0	0	0	2	0	0	0	2
	Female	1	0	0	0	0	0	0	0	2	0	0	0	3
	Total	1	0	0	0	0	0	0	0	4	0	0	0	5
Causes of Death														
	Heart Disease	37	37	40	33	36	40	42	34	16	30	34	35	414
	Carcinoma	31	30	28	30	27	24	32	20	24	32	31	25	334
	Pulmonary Disease	18	18	12	13	16	21	13	8	21	18	20	16	194
	SIDS	0	0	0	0	0	0	0	0	0	0	0	0	0
	Prematurity	0	0	0	0	0	0	0	0	0	0	2	1	3
	Fetal Death	2	2	0	0	0	0	0	1	0	1	0	1	7
	AIDS	0	0	0	0	0	0	0	0	0	0	0	0	0
	Accidents	7	1	3	0	1	4	4	2	2	2	0	1	27
	Traffic Accidents	0	0	0	0	2	3	1	0	1	1	2	1	11
	Suicides	1	2	1	2	5	5	0	2	2	3	2	4	29
	Homicides	1	1	0	0	0	0	0	0	0	0	0	0	2
	Alzheimers /Dementia	40	15	21	14	16	13	8	12	19	18	20	18	214
	Kidney Disease	8	8	7	6	6	8	13	10	5	12	6	4	93
	Liver Disease	4	1	8	1	4	7	2	5	2	3	3	4	44
	Cerebral Disease	1	1	0	2	1	6	4	9	5	5	9	6	49
	Pending (Coroner)	2	5	3	2	6	3	3	4	3	3	6	1	41
	Other Causes	19	21	14	24	24	25	21	22	12	14	15	16	227
	Covid	7	1	3	0	4	1	1	2	1	0	2	3	25
	Diabetes	1	4	3	0	0	2	3	1	0	2	4	4	24
	Total	179	147	143	127	148	162	147	132	113	144	156	140	1738
	Death Certificates Issued	1319	1164	1246	1046	1109	1346	1208	982	903	1028	1061	997	13409
	Birth Certificates Issued	455	425	464	387	397	435	415	527	418	366	300	338	4927
	Total	1774	1589	1710	1433	1506	1781	1623	1509	1321	1394	1361	1335	18336

Year 2023	Jan	Feb	Mar	Apr	May	Jun	Jul	Aug	Sep	Oct	Nov	Dec	Totals
Affidavits	0	2	0	4	3	0	0	2	2	0	4	0	17
Adoptions	3	2	1	3	5	5	5	1	5	5	5	1	41
LHD Paternity Affidavits	2	2	4	2	1	1	0	1	0	0	2	0	15
Court Order Paternity	1	1	6	3	5	1	1	1	1	1	0	1	22
Legitimation	0	0	0	0	0	0	0	1	0	0	0	0	1
Geneology	0	0	0	0	0	0	0	3	3	0	6	0	12

Food Services Report: 2023

Food Services Director: Carrie Gschwind/Susan Bell

Staff: Tony Moore, Noah Weber (hired 01/2024), Antonio Turner, Emery Kostelnik

Front Row: Amanda Gniadek, Susan Bell, Carrie Batson



The Porter County Health Department Food Service Division is responsible for ensuring each food service establishment implements a food safety program to safeguard public health and ensure consumers are provided safe food. The program is designed to prevent the transmission of disease and hazards from food products through education, inspection and enforcement.

Porter County issued 1278 food permits in 2023. These permits are issued to restaurants, bed and breakfasts, convenience stores, grocery stores, schools, mobile food units, farmer's market vendors and fair/festival vendors. 1699 inspections were completed in 2023. These are routine inspections of food establishments, pre-opening inspections of new establishments, complaint inspections, fire inspections, and event inspections. We received 69 plan reviews of proposed, new retail food establishments and temporary retail food establishments (mobile units) in 2023. These continue to keep our team very busy as thorough plan reviews are key to food safety along with risk-based inspections.

The Foods Team attended a training at Ivy Tech in Indianapolis about specialized food processes which continue to be very popular. Some examples are offering microgreens, freeze drying, extending shelf life, smoking and curing meats and cheeses, cold brew coffee, and juice processing.

Some highlights from the Foods Division in 2023 were:

- Our staff experienced some changes—Carrie Gschwind, our Food Program Director became the Health Department Administrator in July and Susan Bell took over as Food Program Director. Carrie Batson was hired as a full-time food service inspector in October 2023. Tony Moore retired at the end of December 2023 and will be replaced in January 2024.
- We selected a new inspection software program called FetchEH and worked hard with our contact to ensure that all of our information is preserved and that it will be ready to use in January 2024.
- We completed two in-person workshops: one for temporary vendors and event coordinators, and one for our brick-and-mortar retail food establishments.
- We attended an IDOH Food Protection Task Force meeting in Indianapolis
- We attended NEHA annual conference in New Orleans, LA.
- We attended IEHA fall conference. Our Northwest Chapter of the IEHA is becoming more active and our inspectors are attending quarterly meetings, including hosting a meeting/tour/lunch at the newly opened Journeyman's Distillery, which everyone enjoyed.

Foodborne Illness Outbreaks

The foods division works closely with public health nurses, physicians and state field epidemiologists to investigate suspected foodborne disease outbreaks. In 2023 the team worked on 2 suspected foodborne illness cases, one was suspected but not confirmed and one was not food related.

Food Inspections

Foods Division Annual Report 2023

	January	February	March	April	May	June	July	August	September	October	November	December	Totals
Inspections: Routine, Follow-up, Fire, Preoperational	117	143	138	84	109	81	72	104	95	67	67	39	1116
Temporary Inspections	5	5	21	27	48	46	172	42	65	12	16	22	481
Complaints	7	5	6	15	12	12	10	6	10	6	11	2	102
New establishment Plan Review	6	4	8	7	11	1	7	9	3	3	5	5	69
Annual Permits Issued	44	15	13	17	13	4	1	2	5	7	149	338	608
Temporary Permits Issued	11	13	22	13	25	77	64	67	92	39	55	31	509
Limited Permits Issued	5	0	1	1	1	1	1	1	0	0	16	56	83
Partial Year Permits Issued	3	4	5	13	16	12	3	3	2	0	3	14	78
Total Revenue	\$19,895.00	\$4,910.00	\$4,900.00	\$7,085.00	\$7,780.00	\$6,395.00	\$4,720.00	\$3,210.00	\$2,900.00	\$2,470.00	\$54,165.00	\$122,420.00	\$240,850.00

Foods Division Annual Report 2022

	January	February	March	April	May	June	July	August	Sept	October	Nov	Dec	Totals
Inspections: Routine, Follow-up, Fire, Pre-Operational	65	135	164	112	72	114	104	198	86	151	107	130	1438
Temporary Inspections	8	5	17	14	31	42	169	53	97	48	11	19	514
Complaints	9	2	12	8	13	8	12	13	5	8	10	3	103
New Establishment Plan Review	11	8	6	11	13	10	5	9	2	5	5	10	95
Annual Permits Issued	53	12	4	12	6	7	5	8	8	6	161	292	574
Temporary Permits Issued	4	8	17	9	33	29	55	39	46	34	41	18	333
Limited Permits Issued	7	3	0	1	1	1	2	0	2	0	26	45	88
Partial Year Permits Issued	12	5	6	12	16	17	3	1	3	1	6	10	92
Total Revenue	\$20,030	\$32,190	\$2,180	\$6,980	\$5,510	\$5,880	\$5,890	\$2,780	\$2,720	\$2,480	\$66,370	\$110,155	\$263,165.00

Foods Division Annual Report 2021

	January	February	March	April	May	June	July	August	Sept	October	Nov	Dec	Totals
Inspections: Routine, Follow-up, Fire, Pre-Operational	62	57	152	122	113	163	108	148	158	139	201	101	1524
Temporary Inspections	0	2	0	6	44	59	179	60	63	11	29	22	475
Complaints	22	18	22	7	2	6	8	5	3	6	9	7	115
New Establishment Plan Review	2	5	3	4	4	8	5	5	5	6	2	3	52
Annual Permits Issued	20	8	5	5	3	2	5	6	3	5	98	296	456
Temporary Permits Issued	3	1	0	0	9	25	48	28	46	16	21	0	197
Limited Permits Issued	7	1	1	1	0	2	1	0	0	0	10	57	80
Partial Year Permits Issued	2	9	3	15	19	10	4	2	3	1	0	1	69
Total Revenue													\$211,525.00

Foods Division Annual Report 2020

	January	February	March	April	May	June	July	August	Sept	October	Nov	Dec	Totals
Inspections: Routine, Follow-up, Fire, Plan Review, Complaint	189	142	91	8	136	197	172	121	142	162	85	55	1500
Temporary Inspections	8	6	7	0	9	24	39	37	19	8	2	0	159
Complaints	5	9	1	19	30	32	46	30	23	13	53	79	340
New Establishment Plan Review	2	2	9	2	4	4	6	2	2	1	2	6	42
Annual Permits Issued	2	3	6	4	3	2	4	6	1	Data incomplete due to the new food permit program, Health Space			
Temporary Permits Issued	14	11	8	1	0	1	19	7	11				
Limited Permits Issued	0	1	0	1	0	1	0	0	1				
Partial Year Permits Issued	0	0	0	2	10	11	12	3	1				
Total Revenue	\$11,670	\$3,900	\$3,460	\$1,550	\$2,600	\$3,900	\$2,830	\$4,850	\$470	\$40,055	\$47,270	\$82,050	\$204,605

Environmental Services Report: 2023

Environmental Services Director: Dan Boyd

Staff: Shelby South and Zachary Martin



The Environmental Health Division provides a wide variety of services to the community. Our staff is dedicated to reducing the risk of contracting disease or experiencing other adverse health effects from pathogens in the environment. Our aim is to provide prompt, courteous, and professional information concerning environmental public health issues.

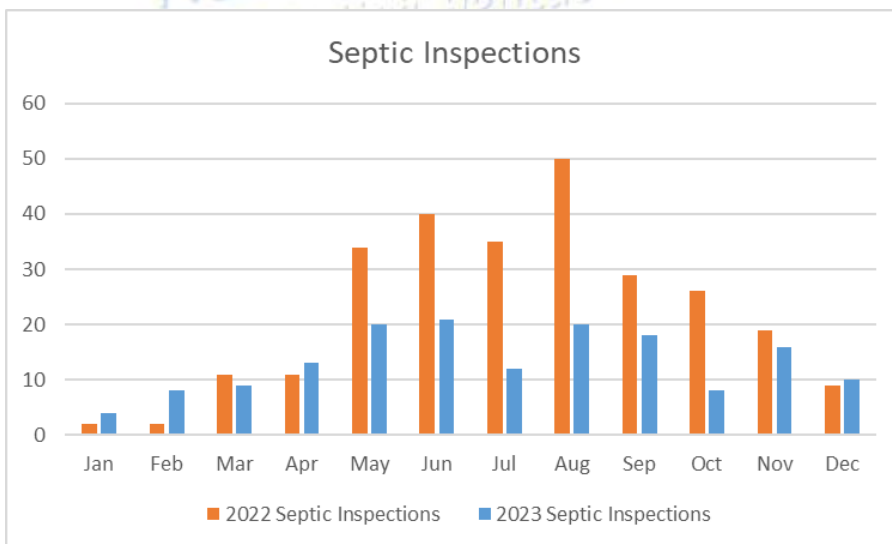
Some of the events that the Environmental Division participated in this year are:

- Attended 2023 Indiana Vector Control Conference
- Attended IDOH Virtual Round Table Discussions about HEA 1402 and SEA 414
- Worked with DNR and Purdue on Sea Grant Project
- Attended 2023 IEHA Spring Conference
- Attended IDOH Lead & Healthy Homes Housing Summit
- Attended IEHA Northwest Chapter meetings which included tours of Lake Maxinkuckee in Marshall County, and the new Journeyman Distillery in Valparaiso.

Septic

On-site sewage (septic systems) comprises a majority of the duties of the Environmental Division. If we look at the chart on page 23 which lists tasks performed each month, septic encompasses many of these: On-site sewage permits, repairs, inspections, repair inspections, on-site soil and land inspections, plan reviews and even complaints are all parts of septic duties.

Indiana Residential On-Site Sewage Systems Rule 410 IAC 6-8.3 are the requirements for a safe and healthy residential on-site sewage system (septic system). Some of the guidelines that our Health Specialists look for are:



- Analyze and interpret soil reports by Indiana Registered Soil Scientists
- Ensure adequate lot size to accommodate sewage system and residential dwelling
- Plan Review for proposed septic system

(This list does not include all requirements regarding rule 410 IAC 6-8.3, for more information regarding on-site sewage systems please refer to Indiana State documentation or contact Porter County Health Department.)

This is a graph of the septic inspections (New and Replacement/Repair) performed in 2022 and 2023 by the Environmental Division. This graph shows that there are usually more inspections done in the spring/summer/fall season than the winter. On-site sewage systems cannot be installed when the soils are wet or frozen.

Two new legislations were passed in 2023, HEA 1402 and SEA 414, both of which have affected the On-site Sewage Program. HEA 1402 has made it so local health departments cannot have ordinances and policies stricter than the Residential On-Site Sewage System code 410 IAC 6-8.3. It went into effect July 1st 2023 and rendered a number of Porter County Health Department ordinances and policies unenforceable. SEA 414 allows permanent holding tanks to be allowed for wastewater disposal for residential and commercial properties.

Beach Sampling

Between Memorial Day and Labor Day each year, the Environmental Division routinely takes samples at various beaches in the county to ensure safe levels of bacteria such as *E. coli*. Below is a list of the beaches that are sampled.

Burlington Beach	Long Lake Beach
Bradley/ Lytle Beach	Spectacle Beach
Edgewater Beach	Wauhob Beach
Hillcrest Beach	Lakeland Beach

	May 31, 2023	June 7, 2023	June 14, 2023	June 21, 2023	June 28, 2023	July 5, 2023	July 12, 2023	July 18, 2023	July 27, 2023	August 2, 2023	August 8, 2023	August 16, 2023	August 23, 2023	August 30, 2023
Burlington	6.3	1.0	33.6	63.3	12.2	36.4	30.1	5.2	9.6	42.2	42.0	21.1	307.6	111.9
Bradley/Lytle	1.0	5.2	35.0	139.6	7.5	275.5	45.7	4.1	11.0	3.1	5.2	4.1	18.3	23.1
Edgewater	3.1	1.0	24.6	7.3	20.1	2.0	517.2	3.0	3.1	1.0	18.5	3.1	2.0	7.2
Hillcrest	78.9	1.0	104.6	44.1	6.3	68.3	77.6	18.7	7.3	6.3	9.8	1553.1	9.6	39.9
Long Lake	14.5	10.9	517.2	75.4	101.7	313.0	21.6	14.5	18.9	9.6	7.4	16.0	20.1	8.6
Spectacle	3.1	3.0	44.8	5.2	7.5	8.6	104.6	5.2	26.2	18.9	5.2	14.6	158.5	224.7
Wauhob	1.0	5.1	18.9	6.2	7.4	12.0	3.1	11.9	2.0	6.3	1.0	5.1	1.0	4.1
Lakeland	3.1	22.8	27.9	93.4	6.2	14.6	275.5	18.1	18.9	30.5	43.1	107.1	410.6	70.0

Above is a chart of the *E. coli* samples collected during the 2023 season, numbers in green are satisfactory, numbers in red are unsatisfactory.


The threshold for satisfactory is 0.0-235.0 cfu/100mL, anything above that is unsatisfactory and results in the beach being temporarily shut down.

Pools

Indiana Swimming Rule 410 IAC 6-2.1 are the guidelines for public and semi-public swimming pools to follow including:

- Sanitary facilities
- Safe levels of chlorine
- Sufficient water recirculation

(This list does not include all requirements regarding Rule 410 IAC 6-2.1, for more information please refer to Indiana State documentation or contact Porter County Health Department)



Tattoos, Piercings, and Microblading

The Porter County Health Department Environmental division is also responsible for regulating tattoo, piercing, and microblading establishments within Porter County. Microblading is a practice for enhancing or darkening the appearance of the eyebrows, where pigment is scratched into the skin in short hair-like strokes behind the eyebrow. This process may last multiple years depending on the individual.

Indiana State Tattoo Legislation Rule 410 IAC 1-5 are the guidelines for a sanitary and effective tattoo/piercing parlor. Some of these guidelines are as follows:

- An individual/entity who is adequately trained
- Clean and sanitary tattooing/piercing/microblading equipment and tools
- Safe, nontoxic dyes and pigments

(This list does not include all requirements regarding Rule 410 IAC 1-5, for more information please refer to Indiana State documentation or contact Porter County Health Department)

Environmental Services Overview

This is an overview of the Environmental Division's services and duties in 2023. This chart is broken down by month and service type. The last row also displays the total revenue for the Environmental Division.

	Jan-23	Feb-23	Mar-23	Apr-23	May-23	Jun-23	Jul-23	Aug-23	Sep-23	Oct-23	Nov-23	Dec-23	Total	
Permits Issued														
Septic		4	2	4	9	7	8	7	10	2	9	2	5	69
Well		4	2	8	10	8	7	7	19	10	11	1	3	90
Septic Repair		7	4	5	21	7	4	8	5	7	8	7	7	90
														0
Inspections														
Septic		3	4	3	1	10	10	2	8	12	1	5	4	63
Septic Repair		1	4	6	12	10	11	10	12	6	7	11	6	96
On-Site		13	14	36	17	34	20	15	29	24	25	10	16	253
Plan Reviews		17	6	19	25	15	21	21	16	16	23	18	17	214
Septic Stamp Releases		27	50	98	99	169	152	138	185	205	195	151	85	1554
Complaints		1	4	5	2	3	3	5	5	5	5	4	2	44
Rabies		1	2	3	0	3	1	3	2	3	1	0	0	19
Training														
Walk-In Customers		35	34	55	72	84	71	72	69	75	67	39	35	708

Nursing Services Report: 2023

Nursing Services Director: Connie Rudd

Current Staff: Jessica Malher, Crystal Coffey, Rachel Sharkey, Amy Krupa,
Shannon Brumfield, Hayley Gerstler, Sara Hale, Betsy Dunevant



In the past year, our Public Health Nursing Department in Porter County, Indiana, has undergone significant changes and achievements. However, amidst our progress, we must acknowledge the departure of a valued mentor and public health advocate, Connie Rudd, who retired in December. Connie's dedication and leadership as the Director of Nursing have left an indelible mark on our department, and we are grateful for her years of service.

Despite the loss, Connie's legacy continues through the accomplishments of our team. Under her guidance, we successfully launched our new mobile clinic, a vital asset in advancing community health. This initiative epitomizes our commitment to reaching underserved populations and addressing healthcare disparities across Porter County.

Furthermore, 2023 marked a pivotal moment with the introduction of a new nursing staff. While we bid farewell to seasoned professionals, we welcomed a group of fresh, young nurses eager to make a difference. Their enthusiasm and innovative spirit have invigorated our department, leading to a shift from traditional office-based nursing to proactive community outreach.

The new team wasted no time in implementing creative solutions and modernizing our programs. Their fresh perspective has revitalized our approach, breathing new life into the services we provide at the health department. With their dedication and expertise, we have embraced change and embraced the opportunity to better serve our community.

With the addition of the new staff and the support from Health First Indiana funding, our nursing department is poised to make a significant impact on the health of Porter County. This infusion of resources and talent enables us to expand our reach, enhance our services, and implement innovative strategies to address the diverse health needs of our community. With a renewed sense of purpose and the backing of key stakeholders, we stand ready to embark on a transformative journey towards improved health outcomes for all residents of Porter County. Together, we will strive to create a healthier, more resilient community for generations to come.

As we look ahead to 2024, I am filled with excitement and optimism for the future of our Public Health Nursing Department. With our dynamic new staff at the helm, I am confident that we will continue to evolve, innovate, and positively impact the health and well-being of Porter County residents. Together, we are poised to achieve even greater milestones and fulfill our mission of promoting a healthier, happier community.



Pictured Above (Left to Right): Crystal, Rachel, Amy, Hayley, Heather (hired 2024), Jess, Shannon

Introducing Our Dynamic New Nursing Team:

We are thrilled to introduce the newest members of our Public Health Nursing Department in Porter County, Indiana. With their fresh perspectives, innovative ideas, and unwavering commitment to community health, they are poised to lead us into an exciting new chapter of service and impact. Let us welcome them with open arms as they share their vision and expertise in advancing the health and well-being of Porter County residents.

I'm Crystal Coffey, overseeing the Animal Bites, Lab, and Immunization Program. As the Animal Bites Coordinator, I manage reports of animal injuries, assess rabies risk, and coordinate with Animal Control for follow-up. In the lab role, I handle supplies, finances, and offer testing without a physician's order. As the Immunization Coordinator, I manage vaccines, ensure compliance with CDC guidelines, and maintain accurate records in the state registry. These responsibilities demand attention to detail and commitment to public health.



I'm Hayley Gerstler, the Lead and Healthy Homes Coordinator. With the Indiana Department of Health, we provide blood lead testing and education for children in our county. We've ramped up lead testing and offer family education during office visits. Additionally, we're launching our Fetal Infant Mortality Review program, seeking community input to enhance birth and infant health outcomes.



I'm Amy Krupa, the HIV/STI Coordinator at the Porter County Health Department. Our program provides comprehensive and affordable screening, testing, treatment, and referrals for residents concerned about their sexual health. We work to reduce and prevent STIs, HIV, Hepatitis C, and other blood-borne infections through clinics in Valparaiso and Portage, as well as outreach programs throughout Porter County. Our efforts are supported by the Indiana Department of Health and District 1 Disease Intervention Specialists (DIS).



I'm Rachel Sharkey, I manage the tuberculosis cases in Porter County. Although tuberculosis may not be at the forefront of our minds, it does occur not only in the United States but also in our county. I stay updated on research to provide quality care during the lengthy treatment process. I've improved documentation for smooth transitions between cases and aim to raise community awareness about tuberculosis, emphasizing our collective responsibility for global health.



I'm Shannon Brumfield, the Communicable Disease Specialist at the Health Department, responsible for managing all reported cases in Porter County. It's my privilege to educate patients on transmission, symptoms, and provide support during investigations into potential spread. My passion lies in engaging with individuals, answering their questions, and empowering them with knowledge to protect themselves and their communities.



I'm Jess Malher, the fortunate new Director of Nursing at Porter County Health Department. I'm thrilled to collaborate with our dedicated staff to elevate our department's reputation as a premier medical services provider. In addition to my role as DON, I oversee the school liaison program, where I assist schools with student health needs, emergency medication access, and other initiatives promoting student wellness. Together, we're committed to fostering a healthier school community.



Looking ahead to 2024, we are eager to elevate the initiatives launched in 2023 to new heights. Our engagement with HOST (Homeless Outreach Services Team), our impactful hygiene drive for county schools, and the successful launch of our inaugural Suicide Task Force underscore our commitment to community well-being. Additionally, we are enthusiastic about expanding our involvement in trauma prevention and advancing maternal and child health initiatives. With a nursing team that is not only highly skilled but also deeply passionate about serving our community, we are poised to make significant strides in enhancing public health in Porter County.

Services offered: In office and Mobile Clinic

- Naloxone Kits
- TB Prevention
- Childhood Lead Poisoning Prevention
- Rabies Prevention
- Communicable Disease Education
- HIV/STI Counseling and Testing
- COVID Testing and Vaccination throughout Pandemic
- Adult and Child Immunizations



Porter County Mobile Clinic

Health Statistics

County	Topic	Indiana Rate	County Rate	Rank
Porter	Adult Obesity	<i>35%</i>	36%	#47
	Children < 3 Years Old Completing Recommended Vaccine Series	<i>57.7%</i>	63.3%	#40
	Infant Mortality Rate	<i>6.8</i>	3.70	#5
	Life Expectancy	<i>76.5</i>	77.9	#23
	Smoking Rate	<i>21.0%</i>	20.5%	#33
	Suicide Rate	<i>17.2</i>	16.8	#50
	Years of Potential Life Lost Due to Injury (Age-Adjusted)	<i>2527.14</i>	2163.3	#44

Emergency Preparedness Report: 2023

Emergency Preparedness Coordinator: John Pisowicz



Emergency Operations Plan (EOP)

The Division of Emergency Preparedness (DEP) completed three sections of a multi-budget period plan required per the Public Health Emergency Preparedness (PHEP) Grant. Upon the completion of these three sections, the plan was sent to the Indiana Department of Health - Department of Emergency Preparedness (DEP) for review. The plan was approved for implementation. This Emergency Operations Plan (EOP) has been created to foster a multi-year planning approach with key community stakeholders. By fulfilling the requirements, tasks, and roles laid out within this document and subsequent annexes, the Porter County Health Department will be enabled to successfully prepare for, respond to and recover from potential public health emergencies and medical hazards. The Porter County Health Department Emergency Operations Plan serves as the County ESF-8 Annex to the Porter County Emergency Management Agency's Comprehensive Emergency Management Plan (CEMP).

Preparedness Software Programs

To ensure that the Porter County Health Department has a comprehensive operating picture of any disaster-related incidents within its jurisdiction and surrounding counties, the Division of Emergency Preparedness (DEP) maintains the following data-sharing and multi-hazard event management programs:

- AskRail
- FEMA BioResponder
- FEMA ChemResponder
- Homeland Security Information Network
- Indiana Intelligence Fusion Center
- Juvare EMResource
- Juvare WebEOC
- FEMA RadResponder



Exercises


The Division of Emergency Preparedness (DEP) participated in and collaborated with key community stakeholders within District 1 (Lake, Newton, Porter, Jasper, and LaPorte Counties) to ensure a coordinated response to a state sponsored emergency.

Training Exercise	Exercise Hours
District 1 Healthcare Coalition Radiation Response Drill	4
District 1 Local Health Department Redundant Communications Drill	12
PCHD External Stakeholder Communications Drill – Spring 2023	2
PCHD External Stakeholder Communications Drill – Fall 2023	2
PCHD Medical Countermeasure (MCM) Drill	8
PCHD Medical Countermeasure Communications Drill	2

Total 30

FEMA Public Assistance Grant

The Division of Emergency Preparedness (DEP) submitted for a FEMA Public Assistance (PA) Grant under Category B: Emergency Protective Measures to reimburse costs related to the Porter County Health Department's response to the COVID-19 pandemic. This public assistance grant was sought out by our director to reimburse those county departments who collaborated in the response. FEMA awarded \$377,491.75 to the Porter County Health Department which helped reimburse significant costs incurred by the Health Department, Information Technology, Facilities, Highway Department, Expo Center, Memorial Opera House, Sheriff's Department, Valparaiso Fire Department, and Portage Fire Department. Porter County Health Department was the only health department in District 1 (Lake, Porter, La Porte, Newton, and Jasper Counties) to apply for this grant and be awarded reimbursement for the COVID-19 pandemic given the accuracy of the records maintained during the response.



Deputy Preparedness Director

The Division of Emergency Preparedness (DEP) hired a part-time contracted Deputy Preparedness Director with the additional funds received from the last Public Health Emergency Preparedness (PHEP) grant. Jeff Dees was selected and confirmed by the Porter County Board of Health at their December 5, 2023 meeting. Jeff Dees brings twenty-six years of emergency preparedness experience from Roberts Park Fire Protection District. Before being hired with Porter County, Jeff served as Deputy Chief for ten years and has thirty-one years of Paramedic experience. Welcome aboard Jeff!

Professional Development


The Division of Emergency Preparedness (DEP) participated in 186 hours of professional development training not required per the Public Health Emergency Preparedness (PHEP) Grant deliverables. This training was taken to facilitate improved planning methods thereby ensuring a more coordinated response to health-related incidents.

Training Organization	Training Hours
Center for Domestic Preparedness (CDP)	18
Center for Radiological Nuclear Training (CTOS)	24
Columbia University: National Center for Disaster Preparedness (NCDP)	16
Disaster Ready	6
FEMA Emergency Management Institute (FEMA EMI)	48
Indiana Department of Homeland Security (IDHS)	8
National Disaster Preparedness Training Consortium (NDPTC)	32
National Weather Service (NWS)	2
New Mexico Tech, Energetic Materials Research and Testing Center	4
Transportation Community Awareness Emergency Response (TRANSCAER)	4
Rural Domestic Preparedness Consortium (RDPC)	24

Total 186

Center for Homeland Defense and Security (CHDS)

Given the potential radiological threat in southwest Michigan and given Porter County is within an ingestion pathway, the Division of Emergency Preparedness Director applied for a seat at the Center for Homeland Defense and Security's Radiological Emergency Preparedness (REP) Executive Education Program. The school is co-located at the Naval Postgraduate School in Monterey, California. This highly competitive program receives nearly 200 applications for 32 confirmed seats per cohort. The REP Executive Education Program was developed in conjunction with FEMA's Technological Hazards Division to provide government and industry leaders with the tools and resources they need to think and act strategically about off-site fixed nuclear facility emergency preparedness. Candidates are brought together to enhance their critical thinking and better understand their mission's complexity. John was selected for the program to represent public health and will attend a one-week in-residence session February 26 – March 1, 2024 and then return to Monterey for an additional one-week in-residence session August 19 – August 23, 2024 to report out the assigned group projects on Emergency Protection Zone (EPZ) considerations.



Health First Indiana



In August of 2021, Governor Eric Holcomb put forth Executive Order 21-21, establishing The Governor’s Public Health Commission. The Commission was to be made up of 15 members appointed by the Governor and consisting of: the public, the State health department, local health departments, public health academia, healthcare workforce initiatives, the Indiana Hospital Association, the Indiana Minority Healthcare Coalition, the Indiana Rural Health Association, the Indiana Public Health Association and elected officials. The Commission was charged with analyzing the state of public health in Indiana and identifying strengths and weaknesses along with analyzing the performance of both the State and local health departments during the COVID-19 pandemic response. In addition, the Commission was tasked with identifying ways to improve public health services delivery, address funding challenges for the State’s public health system, promote health equity, ensure the sustainability of local health departments and improve future public health emergency responses.

After the presentation of The Governor’s Public Health Commission report, legislation was crafted to provide public health infrastructure through funding and core service delivery at the county-level, based on the needs of the county. The funding allows counties to determine the needs of their communities and implement evidence-based programs, through community partnerships, to address them. The bill (SB4) passed out of the senate with a vote of 41-7 in February of 2023, passed out of the house with a vote of 78-21 in April of 2023 and was signed into law on May 4, 2023. At that time, the Health First Indiana (HFI) initiative was born.

On July 24, 2023 the Porter County Commissioners voted unanimously to opt-in to Health First Indiana funding and core service delivery. Immediately the health department, board of health and board of commissioners went to work planning for the future of public health in Porter County.

On December 4, 2023 the health department hired a Care Coordinator. This position was created as our first “Health First” initiative and serves three separate but overlapping needs within our community:

- Porter County “Find Help” Services Database Development and Maintenance
- HFI Program Development Team Member
- Patient Connections to Care and Services Needed to Overcome Care Barriers
 - Referral to Care or Screening Services,
 - Insurance Navigation
 - Transportation Service Coordination
 - Other Services Based on Need

On January 2, 2024, Porter County will receive \$1,753,072.76 in Health First Indiana funding for 2024 and we will be excited to share our progress moving forward.



HEALTH FIRST INDIANA (HFI)

A state investment in local public health

More information at healthfirstindiana.com



Health First Indiana is an initiative created by Senate Enrolled Act 4, legislation passed by the 2023 Indiana General Assembly that transforms public health. The legislation provides funding so counties can determine the health needs of their community and implement evidence-based programs focused on prevention.

Health First Indiana establishes a public health infrastructure through a state and local partnership where services are delivered at the county level. Counties decide whether to opt-in to the new funding and providing the core public health services, including trauma and injury prevention, chronic disease prevention, maternal and child health and more.

Quick Facts about Health First Indiana

- \$75 million in fiscal year 2024, \$150 million in fiscal year 2025
- Investment in prevention leads to healthier communities and workforce, which attracts businesses and benefits the economy
- Brings together local elected officials, public health, clinical health and community partners
- Partnerships allow us to identify gaps and reduce duplication to ensure the efficient delivery of services.
- Benefits rural communities that often have fewer resources, such as free health screenings and connection to care

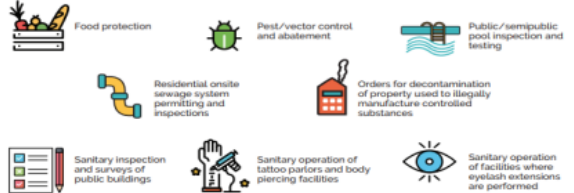
Porter County will receive \$1,753,072.76 in HFI funding for 2024

Porter County will receive a minimum of \$3,377,692.50 in HFI funding for 2025

At least 60% of HFI funding must be spent on these core services



No more than 40% of funding may be spent on these core services



[-https://www.in.gov/health/files/23_GPHC-60-40.pdf](https://www.in.gov/health/files/23_GPHC-60-40.pdf)

