

WATER TIGHT!



Nine Things You Can Do to...

Save Water in the Bathroom

1. Check Your Toilet for Leaks

A leak in your toilet that you can neither see or hear may be wasting more than a 100 gallons of water a day. To check for leaks, put a little food coloring in your toilet tank. If without flushing, the coloring begins to appear in the bowl, you have a leak that should be repaired immediately.

2. Stop Using Your Toilet as an Ashtray or Wastebasket

Every time you flush a cigarette butt, facial tissue or other small bit of trash down the toilet, you waste five to seven gallons of water.

3. Put Two Plastic Bottles in Your Toilet Tank

Your toilet can flush just as efficiently with less water than it uses now. To cut down water waste, put an inch or two of sand or pebbles in each of the two plastic quart bottles to weigh them down. Fill them with water and then put them in your toilet tank, safely away from the operating mechanisms. In an average home, the bottles may displace ten gallons or more of water a day. It's a much better idea than the famous brick-in-the-toilet because bricks tend to disintegrate in the water and damage plumbing.

4. Take Shorter Showers

Long, hot showers waste five to ten gallons of water every unneeded minute. Limit your showers to the time it takes to soap up, wash down and rinse off.

5. Install Water-Saving Shower Heads or Flow Restrictors

Most shower heads put out five to ten gallons of water a minute, while three is actually enough for a refreshing, cleansing shower. Your local hardware or plumbing supply store stocks inexpensive water-saving shower heads that you can install yourself. For even less money, you can purchase a small plastic valve that will limit flow through your present shower head.

6. Take Baths

A bath in a partially filled tub uses less water than all but the shortest showers.

7. Turn Off the Water After You Wet Your Toothbrush

After you have wet your toothbrush and filled a glass for rinsing your mouth, there is no need to keep the water pouring down the drain.

8. Rinse Your Razor in the Sink

Before shaving, fill the bottom of your sink with a few inches of warm water. This will rinse your blade just as efficiently as running water and far less wastefully.

9. Check Faucets and Pipes for Leaks

Even the smallest drip from a worn washer can waste 50 or more gallons of water a day. Larger leaks can waste hundreds.

Six Things You Can Do to...

Save Water in the Kitchen and Laundry

1. Use Your Automatic Dishwasher Only for Full Loads

Every time you run your dishwasher, you use about 25 gallons of water. So make each gallon count.

2. If You Wash Dishes By Hand, Don't Leave the Water Running for Rinse

If you have two sinks, fill one with soapy water and one with rinse water. If you have but one sink, gather all the washed dishes in the dish rack and rinse them with an inexpensive spray device.

3. Don't Let the Faucet Run While You Clean Vegetables

You can serve the same purpose by putting a stopper in the sink and filling the sink with clean water.

4. Keep a Bottle of Drinking Water in the Refrigerator

This ends the wasteful practice of running tap water to cool it off for drinking. It also has the nice effect of taking any chlorine taste out of your water.

5. Use Your Automatic Washing Machine Only for Full Loads

Your automatic washer uses 30 to 35 gallons of water in a cycle. That's a lot of water for three T-shirts.

6. Check Faucets and Pipes for Leaks

Leaks waste water 24 hours a day, seven days a week and often can be repaired with a very inexpensive washer. Keep on top of them.

4. Don't Water the Gutter

Position your sprinklers in such a way that water lands on your lawn or garden, not on concrete where it does no good. You should also avoid watering on windy days when much of your water may be carried off before it hits the ground.

5. Plant Drought-Resistant Trees and Plants

There are many beautiful trees and plants that thrive in our region with far less watering than other species.

6. Put a Layer of Mulch Around Trees and Plants

A layer of mulch will slow the evaporation of moisture.

7. Use a Broom to Clean Driveways, Sidewalks and Steps

Using a hose to push around a few leaves and scraps of paper can waste hundreds and hundreds of gallons of water.

8. Don't Run the Hose While Washing Your Car

Soap down your car with a pail of soapy water. Then use a hose to rinse it off.

9. Teach Your Children that Your Hose and Sprinklers are Not Toys

There are few things more cheerful than the sound of happy children playing under a hose or sprinkler on a hot day. Unfortunately, there are also few things more wasteful of precious water.

10. Check for Leaks in Pipes, Hoses, Faucets and Couplings

Leaks outside the house may not seem as unbearable since they don't mess up the floor or drive you crazy at night. But they can be just as wasteful as leaks in the house. And in the case of leaks in the line from the water meter, even more wasteful.



Ten Things You Can Do to...

Save Water Outside

1. Water Your Lawn Only When It Needs It



Watering frequently can be very wasteful as it doesn't allow for cool spells or rainfall that can reduce the need for watering. A good way to see if your lawn needs watering is to step on some grass. If the grass springs back up when you move, it doesn't need water.

2. Deep-Soak Your Lawn


When you do water your lawn, do it just long enough for water to seep down to the roots where it won't evaporate quickly and where it will do the most good. A light sprinkling which sits on the surface, will simply evaporate and be wasted. A slow, steady fall of water is the best way to irrigate your lawn.

3. Watering During the Cool Parts of the Day


Early morning is better than dusk since it helps prevent growth of fungus.





If you follow all the tips in this folder, you would probably save tens of thousands of gallons of water every year in your home. You would also save quite a few dollars on your water bill.







If everyone in Indiana followed these tips, we would save billions of gallons of water every year.



So if you see water being wasted in your home, tighten up and if you see it being wasted elsewhere, speak up.



It's time to make sure we're...
WATER TIGHT!



Consumer Protection
2 North Meridian
Indianapolis, IN 46204-3003

