

Summary of Data Outcomes for Grant County Pretrial Release

March 5, 2018 to December 2, 2021

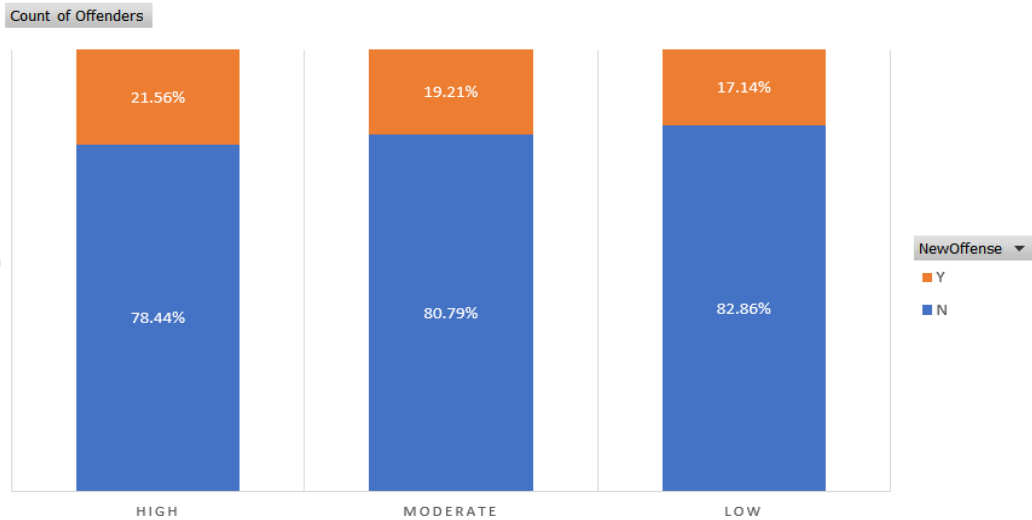
Combined (Closed and Currently Open Cases)

Indiana’s pretrial system strives to achieve the "3 M’s" – **m**aximizing public safety, **m**aximizing court appearance, and **m**aximizing pretrial release. The following data provides the outcomes of these goals implemented within Grant County Pretrial Services. As set forth below, it should be noted that Grant County’s pretrial population skews toward the higher risk classification under the IRAS-PAT, with 650 of the 790 defendants within the period scoring high or moderate risk on the instrument, and only 140 scoring low risk.

Public Safety Rates:

The overall safety rate (percentage of defendants who completed supervision with no new offenses) during this reporting period is 80%. High risk offenders’ safety rate is 78%, moderate risk is 80% and low risk is 82%.

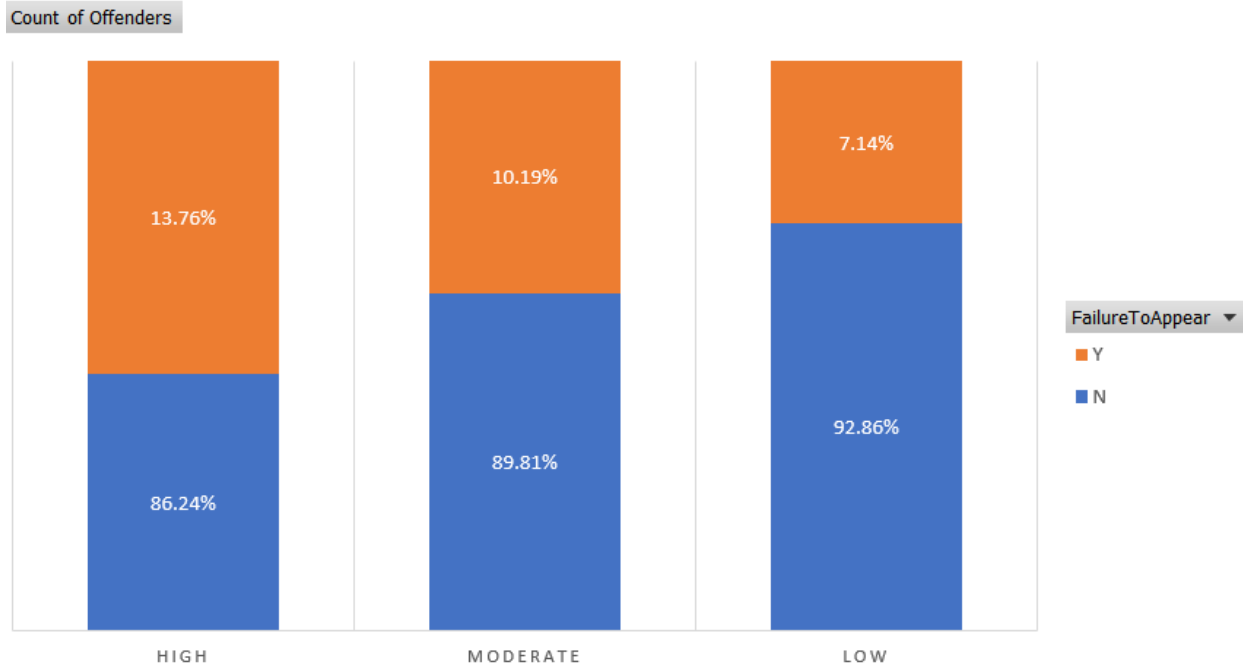
Count of Offenders			Grand Total
	N	Y	
High	78.44%	21.56%	100.00%
Moderate	80.79%	19.21%	100.00%
Low	82.86%	17.14%	100.00%
Grand Total	80.51%	19.49%	100.00%



Court Appearance Rates:

FTA data was collected through SRS for the reporting period (March 5, 2018 to December 2, 2021). According to the data collected, Grant County’s overall percentage for defendants who completed supervision with no FTAs is 89%. The data shows a court appearance rate of 86% amongst the high-risk defendants, 89% moderate risk and 92% low risk.

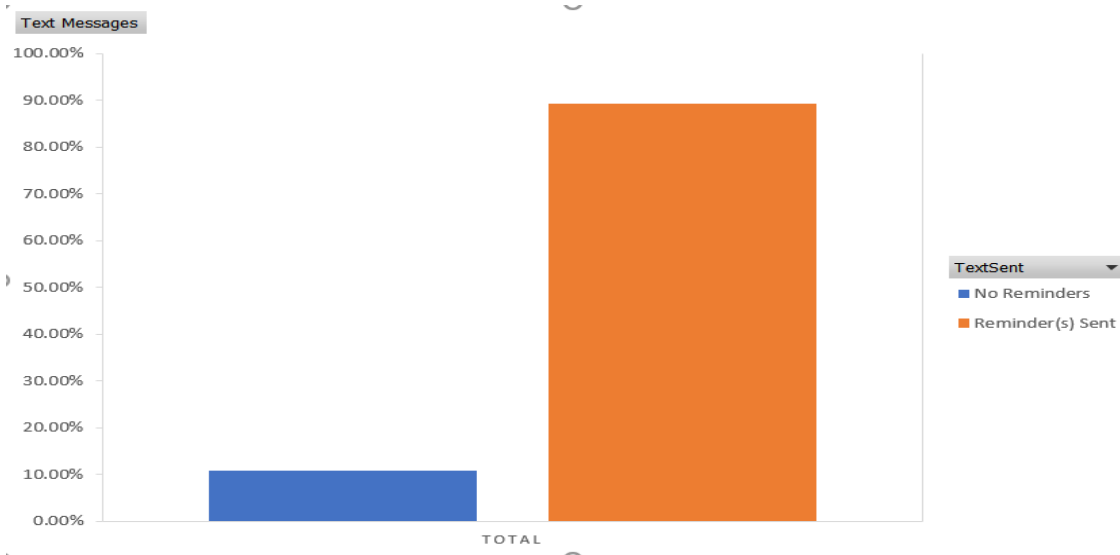
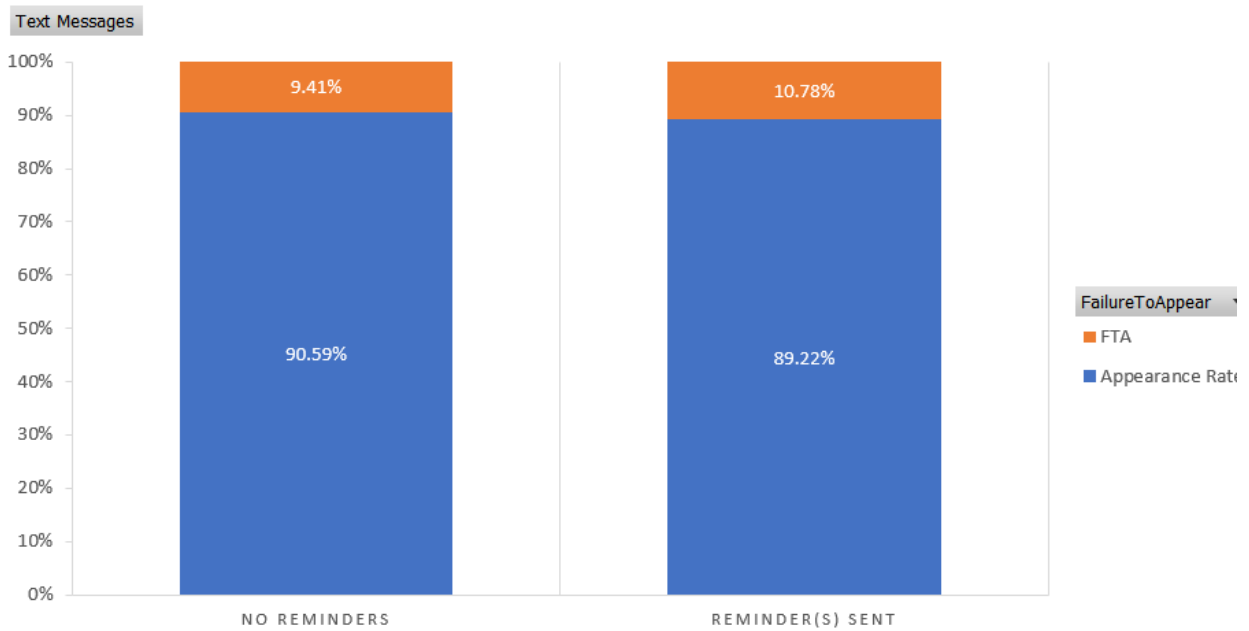
Count of Offenders			Grand Total
	N	Y	
High	86.24%	13.76%	100.00%
Moderate	89.81%	10.19%	100.00%
Low	92.81%	7.19%	100.00%
Grand Total	89.35%	10.65%	100.00%



Text Reminder Appearance Rate: Grant County Pretrial Services seeks to maximize court appearance through text reminders and during office visits/phone contacts with pretrial officers. Most defendants are able to receive text reminders, but if a defendant is unable to receive text reminders, court appearance is still addressed through supervision contacts with defendants, yielding similar appearance rates. According to the text reminder appearance data, 89% of defendants appeared for their court hearings upon receiving a text reminder. Further data shows

90% of our pretrial release defendants who did not receive text reminders through office or phone contact appeared for their subsequent hearings.

Text Messages			
	Appearance Rate	FTA	Grand Total
No Reminders	90.59%	9.41%	100.00%
Reminder(s) Sent	89.22%	10.78%	100.00%
Grand Total	89.37%	10.63%	100.00%



Pretrial Release Completion

During the data reporting period, Pretrial Services oversaw 790 pretrial release cases (closed and open). Of those cases, 397 successfully completed pretrial release. (There are currently 193 active cases -- any new offenses, violations, FTA's are not counted in these cases until they are completed). The completion rate during this reporting period is 64% (includes all cases who completed without a new offense, technical violations, and FTA's)- this percentage is based on the number of open and closed cases combined. There were 200 defendants unsuccessfully terminated from Pretrial Release Services during the reporting period. Reasons for termination are outlined below.

Completion Type	High	Moderate	Low	
Completed	9.98%	27.12%	11.81%	
Completed with Technical Violation	1.50%	2.00%	0.17%	
Completed with New Offense (Felony)	1.66%	2.50%	0.33%	
Completed with New Offense (Misdemeanor)	0.67%	2.66%	0.33%	
Completed with At Least One FTA	0.83%	2.83%	0.50%	
Completion Rate	14.64%	37.10%	13.14%	64.89%

Cases with Technical Violations	#	%
Completed	16	30%
Terminated	37	69%
Other Closure	1	2%

Cases with Failure to Appear	#	%
Completed	28	42%
Terminated	37	55%
Other Closure	2	3%

Cases with a New Offense	#	%
Completed	42	34%
Terminated	82	66%
Other Closure	1	1%

Status and outcome of cases under supervision, as a total and by risk level, are detailed below:

Count of Offenders				Grand
	High	Moderate	Low	Total
Active Pretrial Case	36	106	47	189
Active Pretrial Case - Concurrent	1	3		4
Completed	60	163	71	294
Completed with at Least One FTA	5	17	3	25
Completed with New Offense (Felony)	10	15	2	27
Completed with New Offense (Misdemeanor)	4	16	2	22
Completed with Technical Violation	9	12	1	22
Other Closure	2	3	2	7
Terminated Due to FTA	15	23	1	39
Terminated Due to New Offense (Felony)	48	39	9	96
Terminated Due to New Offense (Misdemeanor)	12	19	1	32
Terminated Due to Technical Violation	16	16	1	33
Grand Total	218	432	140	790

Pretrial Average Days of Supervision:

On average, the length of pretrial supervision is 215 days for Felony 3 to Class C Misdemeanors.

	Average Days on Supervision
F3	218.8
F4	338.9
F5	288.8
F6	201.3
MA	272.7
MB	231.0
MC	210.5
Grand Total	215.7