

UMBAUGH

H. J. Umbaugh & Associates
Certified Public Accountants, LLP
8365 Keystone Crossing
Suite 300
Indianapolis, IN 46240-2687
Phone: 317-465-1500
Fax: 317-465-1550
www.umbaugh.com

RECEIVED
MAY 19 2015
INDIANA UTILITY
REGULATORY COMMISSION

May 19, 2015

Secretary of the Commission
Indiana Utility Regulatory Commission
101 W. Washington Street, Suite 1500 East
Indianapolis, IN 46204

Re: Gibson Water, Inc.
Wholesale Water Cost Tracking Application


Following is a copy of a Verified Statement In Support of Change in Schedule of Rates, together with supporting schedules for filing on behalf of Gibson Water, Inc. In addition, a copy of a proposed Appendix A to the Company's rate tariff and a copy of the water bills from the Evansville Municipal Water Utility are included. A copy of the legal notice which is to be published in the Princeton Daily Clarion as well as posted at the Company's office has also been included. The proof of publication from the newspaper will be submitted when it is received.

The Company is requesting approval via the thirty day filing procedures to increase its existing wholesale cost tracking factor by \$0.10 per 1,000 gallons to a total of \$1.11 per 1,000 gallons for all customers through the thirty-day filing procedure. These changes are requested to pass through increases in the cost of water being purchased from the Evansville Municipal Water Utility which were approved by the Commission since the filing of the Company last tracking factor request. This filing is allowable under the rule as the Commission has already approved and accepted procedures for such filings pursuant to 170 IAC 6-5-1. This change will impact customers differently based on their level of usage.

Please forward a stamped approved tariff to our office at your earliest convenience. If you or members of your staff have any questions or comments, please do not hesitate to contact me at the number listed above or via email at miller@umbaugh.com.

Very truly yours

UMBAUGH



Scott A. Miller

Enclosure

cc: Office of the Utility Consumer Counselor
Mr. Steve Jenkins
Ms. Stephanie Stunkel

EXHIBIT 1

VERIFIED STATEMENT IN SUPPORT OF CHANGE IN SCHEDULE OF RATES

TO THE INDIANA UTILITY REGULATORY COMMISSION OF INDIANA:

1. Gibson Water, Inc., Gibson County, Indiana, under and pursuant to the Public Service Commission Act, as amended, hereby files with the Indiana Utility Regulatory Commission, an increase in its schedule of rates for water sold in the amount of \$0.10 per 1,000 gallons for wholesale water provided by the Evansville Municipal Water Utility.
2. The accompanying changes in the schedule of rates are based solely upon the change in the cost of water, purchased by this utility computed in accordance with 170 IAC 6-5-1.
3. Notice has been provided to affected customers via posting of the attached legal notice at the Corporation's general office as well as publication in the Princeton Daily Clarion. At this time the Corporation does not maintain a website.
4. All of the matters and facts stated herein and the attached exhibits are true and correct. The rate changes shall take effect for the next practical consumption period following approval by the Commission or June 1, 2015, whichever is later.

Gibson Water, Inc.

By: _____



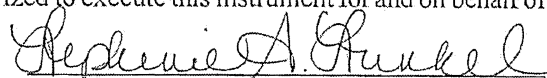
Utility Manager

STATE OF INDIANA)

) SS:

COUNTY OF GIBSON)

Personally appeared before me, a Notary Public in and for said County and State, this 12th day of May, 2015, Steve Jenkins, who, after having been duly sworn according to law, stated that he is the Utility Manager of Gibson Water, Inc.; that he has read the matters and facts stated above, and in all exhibits attached hereto, and that the same are true; that he is duly authorized to execute this instrument for and on behalf of the applicant herein.



Notary Public

My Commission expires:

9-1-2015

EXHIBIT 2

GIBSON WATER, INC.

SCHEDULE OF GALLONS PURCHASED AND SOLD

(Based on bill information for the twelve months ended December, 2014)

<u>Month Purchased</u>	<u>Month Billed</u>	<u>Gallons</u>	
		<u>Purchased (1)</u> (In 1,000's)	<u>Sold (2)</u> (In 1,000's)
December, 2013	January, 2014	28,931.00	30,998.50
January, 2014	February	36,640.00	37,785.90
February	March	35,616.00	35,516.80
March	April	30,302.00	31,211.80
April	May	33,947.00	35,842.60
May	June	38,802.00	40,253.20
June	July	50,361.00	40,546.00
July	August	40,847.00	38,657.00
August	September	41,113.00	44,179.80
September	October	33,128.00	37,048.60
October	November	34,693.00	39,395.30
November	December	38,111.00	32,857.90
Totals		<u>442,491.00</u>	<u>444,293.40</u>

(1) Per bills from Evansville Municipal Water Utility (copies attached).

(2) Per monthly billing summaries (copies attached)

EXHIBIT 3

GIBSON WATER, INC.

COMPUTATION OF CHANGE IN COST OF WHOLESALE WATER PURCHASED

Company Name: Gibson Water, Inc. Address: 517 E. 1250 S.
Haubstadt, Indiana 47639
Phone Number: (812) 768-6899
Wholesale Water Supplier: Evansville Municipal Water Utility
Effective Date of Rate Change: January 1, 2015

Based Upon Water Purchased for the period December, 2013 through November, 2014.

Current cost under Evansville Municipal Water Utility:

<u>Wholesaler(s)</u>	Supplier's Rate			Annual Purchased Water Expense	
	Immediately	Changed	Purchased	Immediately	At Changed
	Prior to Change (Per 1,000 gallons)	Rate (Per 1,000 gallons)	Water (1) (1,000's gallons)	Prior to Change	Rate
First 20,000	\$2.83	\$3.04	240	\$679.20	\$729.60
Next 280,000	2.21	2.38	3,360	7,425.60	7,996.80
Next 700,000	2.00	2.15	8,400	16,800.00	18,060.00
Next 2,000,000	1.76	1.89	24,000	42,240.00	45,360.00
Over 3,000,000	1.33	1.43	406,491	540,633.03	581,282.13
Monthly service charge	43.49	46.75		521.88	561.00
Monthly fire protection charge	101.49	109.10		1,217.88	1,309.20
Totals			442,491	\$609,517.59	\$655,298.73

(1) See Exhibit 2.

EXHIBIT 4

GIBSON WATER, INC.

COMPUTATION OF WATER TRACKING FACTOR
(Per 1,000 gallons)

1	Cost of purchased water at new rates (Exhibit 3)	\$655,299
2	Less cost of purchased water old rates (Exhibit 3)	<u>(609,518)</u>
3	Increased purchased water cost (Line 1 - Line 2)	45,781
4	Increase in Indiana Utility Receipts tax and other similar revenue based tax charges (1.4% * Line 3) (Not Applicable)	<u>-</u>
5	Increased revenue requirements (Line 3 + Line 4)	45,781
6	Divide by annualized metered water sales (In 1,000 gallons) (Exhibit 2)	<u>444,293.40</u>
7	Tracking factor per 1,000 gallons (Line 5/ Line 6)	<u><u>\$0.10</u></u>

EXHIBIT 5

LEGAL NOTICE OF FILING FOR A CHANGE IN WATER RATES
BY THE GIBSON WATER, INC.
Gibson County, Indiana

Notice is hereby given that Gibson Water, Inc., Gibson County, Indiana, under and pursuant to the Public Service Commission Act, as amended, will file with the Indiana Utility Regulatory Commission on or about May 8, 2015 an increase in the schedule of rates and charges for all water sold by its water utility in the amount of \$0.10 per 1,000 gallons. This increase is applicable to all customers.

The changes in schedules of rates submitted to the Commission are based solely upon the change in the cost of purchased water by Gibson Water, Inc. from the Evansville Municipal Water Utility and shall apply for the next practical consumption period following final approval by the Commission or June 1, 2015, whichever is later.

Objections to this filing can be forwarded to Secretary, Utility Regulatory Commission, 101 W. Washington Street, Suite 1500 East, Indianapolis, IN 46204 and Office of Utility Consumer Counselor, 115 W. Washington Street, Suite 1500 South, Indianapolis, IN 46204.

GIBSON WATER, INC.

Gibson County, Indiana

By: 
Utility Manager

GIBSON WATER, INC
517 E. 1250 S.
HAUBSTADT, INDIANA 47639

APPENDIX A

Water Tracking Adjustment - The water tracking factor set forth in this schedule is applicable where clearly denoted on other rate schedules and shall be occasioned solely by changes in the wholesale cost of water, in accordance with 170 IAC 6-5-1.

Water Tracking Rate \$1.11 per 1,000 gallons *

* Inclusive of the following separate tracking factors:

\$0.17	per 1,000 gallons approved per conference minutes, April 27, 1994
0.16	per 1,000 gallons approved per conference minutes, March 7, 2001
0.10	per 1,000 gallons approved per conference minutes, July 21, 2004
0.07	per 1,000 gallons approved per conference minutes, April 9, 2008
0.14	per 1,000 gallons approved per conference minutes, January 7, 2009
0.09	per 1,000 gallons approved per conference minutes, April 7, 2010
0.17	per 1,000 gallons approved per conference minutes, July 3, 2013
0.11	per 1,000 gallons approved per conference minutes, May 28, 2014
0.10	per 1,000 gallons approved per conference minutes, _____

Total \$1.11

CITY OF EVANSVILLE, INDIANA

Page 1 of 4

SCHEDULE OF WATER RATES AND CHARGES – PHASE III

(Pursuant to IURC Order in Cause No. 44137 Approved February 13, 2013.)

(Effective Date - January 1, 2015)

(A) Monthly Service Charge

Each user shall pay a monthly service charge in accordance with the following applicable size of meter installed.

<u>Meter Size</u>		<u>Per Month</u>
5/8 – 3/4 inch meter		\$4.38
1 inch meter		5.22
1 ¼ inch meter	ISSUED PURSUANT TO	5.76
1 ½ inch meter		6.16
2 inch meter	4 4 1 3 7	8.43
3 inch meter		25.60
4 inch meter	DATE: FEB 13 2013	31.94
6 inch meter	INDIANA UTILITY REGULATORY COMMISSION	46.75
8 inch meter		63.68
10 inch meter		82.69

(B) Volume Charge – Residential, Commercial, and Industrial

In addition to the monthly service charge set forth above, each Residential, Commercial, and Industrial user will pay a monthly usage charge according to the following schedule:

<u>Consumption per Month</u>	<u>Rate Per 1,000 Gallons</u>
First 20,000 gallons	\$3.04
Next 280,000 gallons	2.38
Next 700,000 gallons	2.15
Next 2,000,000 gallons	1.89
Over 3,000,000 gallons	1.43

EFFECTIVE

JAN 01 2015

INDIANA UTILITY
REGULATORY COMMISSION

CITY OF EVANSVILLE, INDIANA

Page 2 of 4

SCHEDULE OF WATER RATES AND CHARGES – PHASE III

(Pursuant to IURC Order in Cause No. 44137 Approved February 13, 2013.)

(Effective Date - January 1, 2015)

(C) Fire Protection Service

Monthly Surcharge for fire protection

Inside City Limits:

Per Month

5/8	inch		\$2.43
1	inch	ISSUED PURSUANT TO	4.33
1 ½	inch		7.05
2	inch	44137	11.32
3	inch		30.14
4	inch	DATE: FEB 13 2013	43.27
6	inch	INDIANA UTILITY REGULATORY COMMISSION	75.30

Outside City Limits:

5/8	inch	\$4.05
1	inch	6.59
1 ½	inch	9.54
2	inch	15.97
3	inch	47.84
4	inch	65.80
6	inch	109.10

Private connections, each:

1	inch connection	\$3.74
2	inch connection	20.77
3	inch connection	57.43
4	inch connection	117.66
6	inch connection	324.01
8	inch connection	665.30
10	inch connection	1,162.03
12	inch connection	1,833.18

EFFECTIVE

JAN 01 2015

INDIANA UTILITY
REGULATORY COMMISSION

EFFECTIVE

JAN 07 2015

INDIANA UTILITY
REGULATORY COMMISSION

ISSUED PURSUANT TO

4 4 1 3 7

CITY OF EVANSVILLE, INDIANA
INDIANA UTILITY REGULATORY COMMISSION

Page 3 of 4

SCHEDULE OF WATER RATES AND CHARGES – PHASE III
(Pursuant to IURC Conference Minutes Approved September 10, 2014.)

(D) Connection Charge

Each user at the time of connection with the waterworks system shall pay a charge to cover the costs of: excavating and tapping the main; furnishing and installing service pipe from the main to the lot line; furnishing and installing saddle and stop box and furnishing the meter. The charge for a ¾ inch meter shall be \$1,550.00. The charge for the 1 inch meter shall be \$1,600.00. The charge for a tap larger than the 1 inch meter shall be the actual cost of labor, materials, power machinery, transportation, and overhead incurred for installing the tap, but shall not be less than the charge for a 1 inch meter.

(E) Customer Meter Deposit

Residential Meter	\$40.00
Commercial/Industrial Meter	65.00

(F) Split Service Fee \$200.00

Customers that sprinkle their lawn and want to avoid increased Sewage charges can apply for Split Services. Users of Split Services are not invoiced for Sewage for the water used by the second meter. The cost of the Split Service Fee includes the cost of the second meter, the inspection of the installation and the cost of processing the application.

(G) Developer Installed Service Charge

¾ inch meter	\$200.00
1 inch meter	230.00

Developers wishing to install meters on their own will be charged for the cost of the meter, processing the application and the inspection of the installation.

(H) Temporary Fire Hydrant Meter Fee

Each applicant requesting the use of a temporary fire hydrant meter shall pay the following amount as a deposit to cover the cost of the hydrant meter in the event is lost or damaged while in the possession of the applicant. In the event the meter is lost or stolen, the entire deposit shall be forfeited. In the event of damage to the hydrant meter, the actual cost of repairs to the meter shall be subtracted from the deposit and the remainder will be refunded to the applicant after satisfactory repairs have been made. Upon the safe return of the meter without damage, the full amount of the deposit shall be returned to the applicant.

CITY OF EVANSVILLE, INDIANA

Page 4 of 4

SCHEDULE OF WATER RATES AND CHARGES – PHASE III
(Pursuant to IURC Conference Minutes Approved September 10, 2014.)

(H) Temporary Fire Hydrant Meter Fee (Cont'd)

Customer must maintain the full amount of deposit in their account at all times or return the meter. Water usage shall be billed at the appropriate rate separate from the deposit.

Temporary Fire Hydrant Meter Deposit-1"	\$500
Temporary Fire Hydrant Meter Deposit-2" & larger	1,000

Each applicant shall bring the temporary fire hydrant meter into the meter department on or before the 15th of each month so the actual usage can be read.

(I) Bad Check Charge \$23.00

(J) Reconnection Charge \$45.00

(K) Collection or Deferred Payment Charge

All bills for water service not paid before the due date as stated on such bills shall be subject to the collection or deferred payment charge of 10 percent of that part of the delinquent amount which does not exceed \$3.00 plus 3 percent of any delinquent amount in excess of \$3.00.

(L) Meter Test Fee (Customer Request) \$60.00

(M) Meter Re-Read Fee (Customer Request) \$34.00

(N) Damaged Meter Fee (Customer Negligence)

3/4 inch meter	\$215.00
Larger than 3/4 inch meter	Actual costs

ISSUED PURSUANT TO

4 4 1 3 7

DATE: FEB 13 2013
INDIANA UTILITY REGULATORY COMMISSION

EFFECTIVE

JAN 01 2015

INDIANA UTILITY
REGULATORY COMMISSION

Received: May 19, 2015

IURC 30-Day Filing No.: 3354

Indiana Utility Regulatory Commission

WATERWORKS DEPT., 1 NW ML KING JR BLVD, ROOM 104, EVANSVILLE IN 47740

From-To Dates	Meter Reading		Usage	Net Amount of Charge
	Present	Previous		
03-02/04	141490	106185	36640	50481.58
03-02/04	40431	39096	0	0.00



PRESORTED
FIRST-CLASS MAIL
AUTO
U.S. POSTAGE PAID
EVANSVILLE, IN 47708
PERMIT NO. 1214

Bill Number 1083300
Account Number 61943320-195418
Service Address HWY HWY 41 N-GIBSON CO

Net Amount Due before Due Date	Due Date	Gross Amount Due after Due Date
\$50481.58	03/13/2014	\$51996.23

FOR FEDERAL COMPLIANCE WITH THE CLEAN WATER ACT

EVANSVILLE WATERWORKS DEPT., 1 NW ML KING JR BLVD, ROOM 104, EVANSVILLE IN 47740

Read Code	From-To Dates	Meter Reading		Usage	Net Amount of Charge
		Present	Previous		
WATER	10/03-11/04	49440	15420	35269	44619.35
WATER	10/03-11/04	36963	35714	0	0.00



PRESORTED
FIRST-CLASS MAIL
AUTO
U.S. POSTAGE PAID
EVANSVILLE, IN 47708
PERMIT NO. 1214

Bill Number 894306
Account Number 61943320-195418
Service Address HWY HWY 41 N-GIBSON CO

Previous Balance	Net Amount Due before Due Date	Due Date	Gross Amount Due after Due Date
\$0.00	\$44619.35	12/11/2013	\$45958.14

WATERWORKS DEPT., 1 NW ML KING JR BLVD, ROOM 104, EVANSVILLE IN 47740

From-To Dates	Meter Reading		Usage	Net Amount of Charge
	Present	Previous		
01/04-03/07	175800	141490	35616	49119.66
01/04-03/07	41737	40431	0	0.00



PRESORTED
FIRST-CLASS MAIL
AUTO
U.S. POSTAGE PAID
EVANSVILLE, IN 47708
PERMIT NO. 1214

Bill Number 1147398
Account Number 61943320-195418
Service Address HWY HWY 41 N-GIBSON CO

Net Amount Due before Due Date	Due Date	Gross Amount Due after Due Date
\$49119.66	04/11/2014	\$50593.46

STARTS MARCH 31-EVANSVILLE.GOV/TRASH-FOR DATES

EVANSVILLE WATERWORKS DEPT., 1 NW ML KING JR BLVD, ROOM 104, EVANSVILLE IN 47740

Read Code	From-To Dates	Meter Reading		Usage	Net Amount of Charge
		Present	Previous		
WATER	11/04-12/03	78310	49440	29947	38126.51
WATER	11/04-12/03	38040	36963	0	0.00



PRESORTED
FIRST-CLASS MAIL
AUTO
U.S. POSTAGE PAID
EVANSVILLE, IN 47708
PERMIT NO. 1214

Bill Number 957486
Account Number 61943320-195418
Service Address HWY HWY 41 N-GIBSON CO

Previous Balance	Net Amount Due before Due Date	Due Date	Gross Amount Due after Due Date
\$45958.14	\$84084.65	01/10/2014	\$85228.66

WATERWORKS DEPT., 1 NW ML KING JR BLVD, ROOM 104, EVANSVILLE IN 47740

From-To Dates	Meter Reading		Usage	Net Amount of Charge
	Present	Previous		
01/07-04/03	205020	175800	30302	42052.04
01/07-04/03	42819	41737	0	0.00



PRESORTED
FIRST-CLASS MAIL
AUTO
U.S. POSTAGE PAID
EVANSVILLE, IN 47708
PERMIT NO. 1214

Bill Number 1210189
Account Number 61943320-195418
Service Address HWY HWY 41 N-GIBSON CO

Net Amount Due before Due Date	Due Date	Gross Amount Due after Due Date
\$42052.04	05/13/2014	\$43313.81

EVANSVILLE WATERWORKS DEPT., 1 NW ML KING JR BLVD, ROOM 104, EVANSVILLE IN 47740

Read Code	From-To Dates	Meter Reading		Usage	Net Amount of Charge
		Present	Previous		
WATER	12/03-01/03	106185	78310	28931	40228.61
WATER	12/03-01/03	39096	38040	0	0.00



PRESORTED
FIRST-CLASS MAIL
AUTO
U.S. POSTAGE PAID
EVANSVILLE, IN 47708
PERMIT NO. 1214

Bill Number 1020499
Account Number 61943320-195418
Service Address HWY HWY 41 N-GIBSON CO

Previous Balance	Net Amount Due before Due Date	Due Date	Gross Amount Due after Due Date
\$40609.31	\$80837.92	02/11/2014	\$82044.98

*RATE CHARGE FOR FEDERAL COMPLIANCE WITH THE CLEAN WATER ACT

Received: May 19, 2015

IURC 30-Day Filing No.: 3354

Indiana Utility Regulatory Commission

From-To Dates	Meter Reading		Usage	Net Amount of Charge
	Present	Previous		
10-08/18	363351	323980	40847	56076.89
10-08/18	48445	46969	0	0.00



FIRST-CLASS MAIL
AUTO
U.S. POSTAGE PAID
EVANSVILLE, IN 47708
PERMIT NO. 1214

Bill Number
1465706
Account Number
61943320-195418
Service Address
HWY HWY 41 N-GIBSON CO

Net Amount Due before Due Date	Due Date	Gross Amount Due after Due Date
\$56076.89	09/12/2014	\$57759.40

STARTS AUG 25-EVANSVILLE.GIS.COM/TRASH - FOR DATES

ESTIMATED BILL

Read Code	From-To Dates	Meter Reading		Usage	Net Amount of Charge
		Present	Previous		
WATER	04/03-05/05	237760	205020	33947	46899.89
WATER	04/03-05/05	44026	42819	0	0.00
Previous Balance		Net Amount Due before Due Date		Due Date	Gross Amount Due after Due Date
\$0.00		\$46899.89		06/12/2014	\$48307.09



FIRST-CLASS MAIL
AUTO
U.S. POSTAGE PAID
EVANSVILLE, IN 47708
PERMIT NO. 1214

Bill Number
1273256
Account Number
61943320-195418
Service Address
HWY HWY 41 N-GIBSON CO

9. WORKS DEPT, 1 NW ML KING JR BLVD, ROOM 104, EVANSVILLE IN 47740


From-To Dates	Meter Reading		Usage	Net Amount of Charge
	Present	Previous		
8-09/10	403250	363351	41113	56430.67
8-09/10	49659	48445	0	0.00
3	Net Amount Due before Due Date		Due Date	Gross Amount Due after Due Date
	\$56430.67		10/13/2014	\$58123.80



PRESORTED
FIRST-CLASS MAIL
AUTO
U.S. POSTAGE PAID
EVANSVILLE, IN 47708
PERMIT NO. 1214

Bill Number
1527954
Account Number
61943320-195418
Service Address
HWY HWY 41 N-GIBSON CO

Net Amount Due before Due Date	Due Date	Gross Amount Due after Due Date
\$56430.67	10/13/2014	\$58123.80



6. EVANSVILLE WATERWORKS DEPT, 1 NW ML KING JR BLVD, ROOM 104, EVANSVILLE IN 47740

Read Code	From-To Dates	Meter Reading		Usage	Net Amount of Charge
		Present	Previous		
WATER	05/05-06/12	275167	237760	38802	53255.55
WATER	05/05-06/12	45421	44026	0	0.00
Previous Balance		Net Amount Due before Due Date		Due Date	Gross Amount Due after Due Date
\$-46899.89		\$6457.15		07/11/2014	\$6651.07



PRESORTED
FIRST-CLASS MAIL
AUTO
U.S. POSTAGE PAID
EVANSVILLE, IN 47708
PERMIT NO. 1214

Bill Number
1336440
Account Number
61943320-195418
Service Address
HWY HWY 41 N-GIBSON CO

ESTIMATED BILL

ESTIMATED BILL

10. WORKS DEPT, 1 NW ML KING JR BLVD, ROOM 104, EVANSVILLE IN 47740

From-To Dates	Meter Reading		Usage	Net Amount of Charge
	Present	Previous		
10-10/09	435260	403250	33128	45810.62
10-10/09	50777	49659	0	0.00
		</		



PRESORTED
FIRST-CLASS MAIL
AUTO
U.S. POSTAGE PAID
EVANSVILLE, IN 47708
PERMIT NO. 1214

Bill Number
1591894
Account Number
61943320-195418
Service Address

Net Amount Due before Due Date	Due Date	Gross Amount Due after Due Date

ce

7. EVANSVILLE WATERWORKS DEPT, 1 NW ML KING JR BLVD, ROOM 104, EVANSVILLE IN 47740

Read Code	From-To Dates	Meter Reading		Usage	Net Amount of Charge
		Present	Previous		
WATER	06/12-07/10	323980	275167	50361	68730.51
WATER	06/12-07/10	46969	45421	0	0.00
Previous Balance		Net Amount Due before Due Date		Due Date	Gross Amount Due after Due Date



PRESORTED
FIRST-CLASS MAIL
AUTO
U.S. POSTAGE PAID
EVANSVILLE, IN 47708
PERMIT NO. 1214

Bill Number
1400126
Account Number
61943320-195418
Service Address

ce

EVANSVILLE WATERWORKS DEPT, 1 NW ML KING JR BLVD, ROOM 104, EVANSVILLE IN 47740

Read Code	From-To Dates	Meter Reading		Usage	Net Amount of Charge
		Present	Previous		
WATER	10/09-11/05	468455	435260	34693	47892.07
WATER	10/09-11/05	52275	50777	0	0.00
Previous Balance		Net Amount Due before Due Date		Due Date	Gross Amount Due after Due Date
\$0.00		\$47892.07		12/11/2014	\$49329.04



PRESORTED
FIRST-CLASS MAIL
AUTO
U.S. POSTAGE PAID
EVANSVILLE, IN 47708
PERMIT NO. 1214

Bill Number	1655779
Account Number	61943320-195418
Service Address	HWY HWY 41 N-GIBSON CO

ESTIMATED BILL

ESTIMATED BILL

Bill Number	1655779
Account #	61943320-195418
Due Date	12/11/2014
N/G	\$47892.07 \$49329.04

00186042014901655779500047892070

FORWARDING SERVICE REQUESTED

9393 *****AUTO**3-DIGIT 476
GIBSON WATER INC
517 E 1250 S
HAUBSTADT IN 47639-8710



12.

EVANSVILLE WATERWORKS DEPT, 1 NW ML KING JR BLVD, ROOM 104, EVANSVILLE IN 47740

Read Code	From-To Dates	Meter Reading		Usage	Net Amount of Charge
		Present	Previous		
WATER	11/05-12/11	505585	468455	38111	52438.01
WATER	11/05-12/11	53256	52275	0	0.00
Previous Balance		Net Amount Due before Due Date		Due Date	Gross Amount Due after Due Date
\$0.00		\$52438.01		01/09/2015	\$54011.36



PRESORTED
FIRST-CLASS MAIL
AUTO
U.S. POSTAGE PAID
EVANSVILLE, IN 47708
PERMIT NO. 1214

Bill Number	1719141
Account Number	61943320-195418
Service Address	HWY HWY 41 N-GIBSON CO

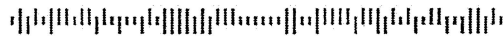
CHRISTMAS TREES TO BE PICKED UP JAN 5-9 SET OUT WITH NORMAL TRASH

Bill Number	1719141
Account #	61943320-195418
Due Date	01/09/2015
N/G	\$52438.01 \$54011.36

00186042014901719141200052438017

FORWARDING SERVICE REQUESTED

9291 *****AUTO**3-DIGIT 476
GIBSON WATER INC
517 E 1250 S
HAUBSTADT IN 47639-8710



xzbillsu PAGE NO. 1
01/15/2014 11:40:54

BILLING SUMMARY REPORT

TOTAL WATER BILLED	106336.55	TOTAL BILLED - ALL SERVICES	110975.14
TOTAL WATER TAXABLE	66257.41	TOTAL TAX BILLED (ALL CHARGES)	4638.59
TOTAL WATER TAX BILLED	4638.59		
TOTAL WATER CUSTOMERS TAXABLE	1674	TOTAL HYDRA CHARGES	0.00
TOTAL WATER NON-TAXABLE	40079.14	TOTAL SPRIN CHARGES	0.00
TOTAL WATER CUSTOMERS NON-TAXABLE	20		
TOTAL WATER MISC CHARGES	0.00		

AVERAGE BILL 65.5107

NORMAL WATER 106336.55
WATER TRACKING 0.00

CHARGES	WATER	WATER TRACK FACT	WASTEWATER
RESIDENTIAL	46825.38	0.00	
COMMERCIAL	20666.59	0.00	
INDUSTRIAL	30834.31	0.00	
PUBLIC AUTH.	14.12	0.00	
EDUCATIONAL	227.76	0.00	
AGRICULTURAL	1333.24	0.00	
RESALE	6435.15	0.00	
PRIVATE FIRE	0.00	0.00	
CHURCH	0.00	0.00	
TOTAL	106336.55	0.00	

CONSUMPTION	WATER
RESIDENTIAL	63499
COMMERCIAL	42638
INDUSTRIAL	166702
PUBLIC AUTH.	1
EDUCATIONAL	38
AGRICULTURAL	1501
RESALE	35606
PRIVATE FIRE	0
CHURCH	0
TOTAL	309985 ✓

CUSTOMER COUNT	WATER
RESIDENTIAL	1565
COMMERCIAL	98
INDUSTRIAL	5
PUBLIC AUTH.	1
EDUCATIONAL	3
AGRICULTURAL	20
RESALE	2
PRIVATE FIRE	0
CHURCH	0
TOTAL	1694

xzbillsu PAGE NO. 1
02/14/2014 09:21:20

BILLING SUMMARY REPORT

TOTAL WATER BILLED	114688.16	TOTAL BILLED - ALL SERVICES	119093.06
TOTAL WATER TAXABLE	62923.74	TOTAL TAX BILLED (ALL CHARGES)	4404.90
TOTAL WATER TAX BILLED	4404.90		
TOTAL WATER CUSTOMERS TAXABLE	1670	TOTAL HYDRA CHARGES	0.00
TOTAL WATER NON-TAXABLE	51764.42	TOTAL SPRIN CHARGES	0.00
TOTAL WATER CUSTOMERS NON-TAXABLE	20		
TOTAL WATER MISC CHARGES	0.00		

AVERAGE BILL 70.4693

NORMAL WATER 114688.16
WATER TRACKING 0.00

CHARGES	WATER	WATER TRACK FACT	WASTEWATER
RESIDENTIAL	45847.63	0.00	
COMMERCIAL	16474.33	0.00	
INDUSTRIAL	43336.08	0.00	
PUBLIC AUTH.	14.12	0.00	
EDUCATIONAL	227.76	0.00	
AGRICULTURAL	1163.43	0.00	
RESALE	7624.81	0.00	
PRIVATE FIRE	0.00	0.00	
CHURCH	0.00	0.00	
TOTAL	114688.16	0.00	

CONSUMPTION	WATER
RESIDENTIAL	63386
COMMERCIAL	31368
INDUSTRIAL	239589
PUBLIC AUTH.	2
EDUCATIONAL	31
AGRICULTURAL	1216
RESALE	42267
PRIVATE FIRE	0
CHURCH	0
TOTAL	377859 ✓

CUSTOMER COUNT	WATER
RESIDENTIAL	1561
COMMERCIAL	98
INDUSTRIAL	5
PUBLIC AUTH.	1
EDUCATIONAL	3
AGRICULTURAL	20
RESALE	2
PRIVATE FIRE	0
CHURCH	0
TOTAL	1690

xzbillsu PAGE NO. 1
03/17/2014 12:46:58

BILLING SUMMARY REPORT

TOTAL WATER BILLED	112930.43	TOTAL BILLED - ALL SERVICES	117547.61
TOTAL WATER TAXABLE	65948.60	TOTAL TAX BILLED (ALL CHARGES)	4617.18
TOTAL WATER TAX BILLED	4617.18		
TOTAL WATER CUSTOMERS TAXABLE	1672	TOTAL HYDRA CHARGES	0.00
TOTAL WATER NON-TAXABLE	46981.83	TOTAL SPRIN CHARGES	0.00
TOTAL WATER CUSTOMERS NON-TAXABLE	20		
TOTAL WATER MISC CHARGES	0.00		

AVERAGE BILL 69.4726

NORMAL WATER 112930.43
WATER TRACKING 0.00

	CHARGES	WATER	WATER TRACK FACT	WASTEWATER
RESIDENTIAL		46343.28	0.00	
COMMERCIAL		14923.24	0.00	
INDUSTRIAL		41965.39	0.00	
PUBLIC AUTH.		14.12	0.00	
EDUCATIONAL		248.34	0.00	
AGRICULTURAL		3222.19	0.00	
RESALE		6213.87	0.00	
PRIVATE FIRE		0.00	0.00	
CHURCH		0.00	0.00	
TOTAL		112930.43	0.00	

	CONSUMPTION	WATER
RESIDENTIAL		63027
COMMERCIAL		26753
INDUSTRIAL		225900
PUBLIC AUTH.		2
EDUCATIONAL		145
AGRICULTURAL		4974
RESALE		34367
PRIVATE FIRE		0
CHURCH		0
TOTAL		355168 ✓

	CUSTOMER COUNT	WATER
RESIDENTIAL		1564
COMMERCIAL		97
INDUSTRIAL		5
PUBLIC AUTH.		1
EDUCATIONAL		3
AGRICULTURAL		20
RESALE		2
PRIVATE FIRE		0
CHURCH		0
TOTAL		1692

xzbillsu PAGE NO. 1
04/15/2014 14:10:47

BILLING SUMMARY REPORT

TOTAL WATER BILLED	97522.04	TOTAL BILLED - ALL SERVICES	101287.59
TOTAL WATER TAXABLE	53784.20	TOTAL TAX BILLED (ALL CHARGES)	3765.55
TOTAL WATER TAX BILLED	3765.55		
TOTAL WATER CUSTOMERS TAXABLE	1669	TOTAL HYDRA CHARGES	0.00
TOTAL WATER NON-TAXABLE	43737.84	TOTAL SPRIN CHARGES	0.00
TOTAL WATER CUSTOMERS NON-TAXABLE	21		
TOTAL WATER MISC CHARGES	0.00		

AVERAGE BILL 59.9335

NORMAL WATER 97522.04
WATER TRACKING 0.00

	CHARGES	WATER	WATER TRACK FACT	WASTEWATER
RESIDENTIAL		38976.86	0.00	
COMMERCIAL		13386.24	0.00	
INDUSTRIAL		37615.47	0.00	
PUBLIC AUTH.		14.12	0.00	
EDUCATIONAL		581.39	0.00	
AGRICULTURAL		1497.07	0.00	
RESALE		5450.89	0.00	
PRIVATE FIRE		0.00	0.00	
CHURCH		0.00	0.00	
TOTAL		97522.04	0.00	

	CONSUMPTION	WATER
RESIDENTIAL		51825
COMMERCIAL		23475
INDUSTRIAL		204330
PUBLIC AUTH.		2
EDUCATIONAL		682
AGRICULTURAL		1709
RESALE		30095
PRIVATE FIRE		0
CHURCH		0
TOTAL		312118 ✓

	CUSTOMER COUNT	WATER
RESIDENTIAL		1562
COMMERCIAL		97
INDUSTRIAL		5
PUBLIC AUTH.		1
EDUCATIONAL		3
AGRICULTURAL		20
RESALE		2
PRIVATE FIRE		0
CHURCH		0
TOTAL		1690

xzbillsu PAGE NO. 1
05/15/2014 13:11:34

BILLING SUMMARY REPORT

TOTAL WATER BILLED	113260.57	TOTAL BILLED - ALL SERVICES	138406.34
TOTAL WATER TAXABLE	63789.09	TOTAL TAX BILLED (ALL CHARGES)	4465.77
TOTAL WATER TAX BILLED	4465.77		
TOTAL WATER CUSTOMERS TAXABLE	1676	TOTAL HYDRA CHARGES	20680.00
TOTAL WATER NON-TAXABLE	49471.48	TOTAL SPRIN CHARGES	0.00
TOTAL WATER CUSTOMERS NON-TAXABLE	21		
TOTAL WATER MISC CHARGES	0.00		

AVERAGE BILL	80.7976		
		NORMAL WATER	113260.57
		WATER TRACKING	0.00

CHARGES	WATER	WATER TRACK FACT	WASTEWATER
RESIDENTIAL	46129.40	0.00	
COMMERCIAL	16459.96	0.00	
INDUSTRIAL	41515.62	0.00	
PUBLIC AUTH.	14.12	0.00	
EDUCATIONAL	932.26	0.00	
AGRICULTURAL	1634.21	0.00	
RESALE	6575.00	0.00	
PRIVATE FIRE	0.00	0.00	
CHURCH	0.00	0.00	
TOTAL	113260.57	0.00	

CONSUMPTION	WATER
RESIDENTIAL	63431
COMMERCIAL	31150
INDUSTRIAL	223982
PUBLIC AUTH.	3
EDUCATIONAL	1356
AGRICULTURAL	2115
RESALE	36389
PRIVATE FIRE	0
CHURCH	0
TOTAL	358426 ✓

CUSTOMER COUNT	WATER
RESIDENTIAL	1569
COMMERCIAL	97
INDUSTRIAL	5
PUBLIC AUTH.	1
EDUCATIONAL	3
AGRICULTURAL	20
RESALE	2
PRIVATE FIRE	0
CHURCH	0
TOTAL	1697

xzbillsu PAGE NO. 1
06/16/2014 10:15:35

BILLING SUMMARY REPORT

TOTAL WATER BILLED	126101.21	TOTAL BILLED - ALL SERVICES	131080.93
TOTAL WATER TAXABLE	71129.49	TOTAL TAX BILLED (ALL CHARGES)	4979.72
TOTAL WATER TAX BILLED	4979.72		
TOTAL WATER CUSTOMERS TAXABLE	1684	TOTAL HYDRA CHARGES	0.00
TOTAL WATER NON-TAXABLE	54971.72	TOTAL SPRIN CHARGES	0.00
TOTAL WATER CUSTOMERS NON-TAXABLE	21		
TOTAL WATER MISC CHARGES	0.00		

AVERAGE BILL 76.8803

NORMAL WATER 126101.21
WATER TRACKING 0.00

CHARGES	WATER	WATER TRACK FACT	WASTEWATER
RESIDENTIAL	52472.75	0.00	
COMMERCIAL	17673.65	0.00	
INDUSTRIAL	45987.31	0.00	
PUBLIC AUTH.	14.12	0.00	
EDUCATIONAL	1147.96	0.00	
AGRICULTURAL	1522.99	0.00	
RESALE	7282.43	0.00	
PRIVATE FIRE	0.00	0.00	
CHURCH	0.00	0.00	
TOTAL	126101.21	0.00	

CONSUMPTION	WATER
RESIDENTIAL	73099
COMMERCIAL	34686
INDUSTRIAL	250644
PUBLIC AUTH.	2
EDUCATIONAL	1840
AGRICULTURAL	1911
RESALE	40350
PRIVATE FIRE	0
CHURCH	0
TOTAL	402532 ✓

CUSTOMER COUNT	WATER
RESIDENTIAL	1577
COMMERCIAL	97
INDUSTRIAL	5
PUBLIC AUTH.	1
EDUCATIONAL	3
AGRICULTURAL	20
RESALE	2
PRIVATE FIRE	0
CHURCH	0
TOTAL	1705

xzbillsu PAGE NO. 1
07/15/2014 09:46:02

BILLING SUMMARY REPORT

TOTAL WATER BILLED	131770.86	TOTAL BILLED - ALL SERVICES	136873.57
TOTAL WATER TAXABLE	72915.02	TOTAL TAX BILLED (ALL CHARGES)	5102.71
TOTAL WATER TAX BILLED	5102.71		
TOTAL WATER CUSTOMERS TAXABLE	1685	TOTAL HYDRA CHARGES	0.00
TOTAL WATER NON-TAXABLE	58855.84	TOTAL SPRIN CHARGES	0.00
TOTAL WATER CUSTOMERS NON-TAXABLE	21		
TOTAL WATER MISC CHARGES	0.00		

AVERAGE BILL	80.2307		
		NORMAL WATER	131770.86
		WATER TRACKING	0.00

CHARGES	WATER	WATER TRACK FACT	WASTEWATER
RESIDENTIAL	51558.73	0.00	
COMMERCIAL	18460.50	0.00	
INDUSTRIAL	50360.38	0.00	
PUBLIC AUTH.	14.34	0.00	
EDUCATIONAL	901.48	0.00	
AGRICULTURAL	3186.29	0.00	
RESALE	7289.14	0.00	
PRIVATE FIRE	0.00	0.00	
CHURCH	0.00	0.00	
TOTAL	131770.86	0.00	

CONSUMPTION	WATER
RESIDENTIAL	70448
COMMERCIAL	33925
INDUSTRIAL	257024
PUBLIC AUTH.	0
EDUCATIONAL	1251
AGRICULTURAL	4774
RESALE	38038
PRIVATE FIRE	0
CHURCH	0
TOTAL	405460 ✓

CUSTOMER COUNT	WATER
RESIDENTIAL	1579
COMMERCIAL	96
INDUSTRIAL	5
PUBLIC AUTH.	1
EDUCATIONAL	3
AGRICULTURAL	20
RESALE	2
PRIVATE FIRE	0
CHURCH	0
TOTAL	1706

xzbillsu PAGE NO. 1
08/15/2014 09:09:01

BILLING SUMMARY REPORT

TOTAL WATER BILLED	128970.01	TOTAL BILLED - ALL SERVICES	134132.28
TOTAL WATER TAXABLE	73763.72	TOTAL TAX BILLED (ALL CHARGES)	5162.27
TOTAL WATER TAX BILLED	5162.27		
TOTAL WATER CUSTOMERS TAXABLE	1683	TOTAL HYDRA CHARGES	0.00
TOTAL WATER NON-TAXABLE	55206.29	TOTAL SPRIN CHARGES	0.00
TOTAL WATER CUSTOMERS NON-TAXABLE	21		
TOTAL WATER MISC CHARGES	0.00		

AVERAGE BILL	78.7161	NORMAL WATER	128970.01
		WATER TRACKING	0.00

CHARGES	WATER	WATER TRACK FACT	WASTEWATER
RESIDENTIAL	54202.01	0.00	
COMMERCIAL	17420.75	0.00	
INDUSTRIAL	45436.80	0.00	
PUBLIC AUTH.	14.34	0.00	
EDUCATIONAL	968.07	0.00	
AGRICULTURAL	3191.06	0.00	
RESALE	7736.98	0.00	
PRIVATE FIRE	0.00	0.00	
CHURCH	0.00	0.00	
TOTAL	128970.01	0.00	

CONSUMPTION	WATER
RESIDENTIAL	74821
COMMERCIAL	32199
INDUSTRIAL	232449
PUBLIC AUTH.	1
EDUCATIONAL	1409
AGRICULTURAL	5291
RESALE	40400
PRIVATE FIRE	0
CHURCH	0
TOTAL	386570 ✓

CUSTOMER COUNT	WATER
RESIDENTIAL	1577
COMMERCIAL	97
INDUSTRIAL	5
PUBLIC AUTH.	1
EDUCATIONAL	3
AGRICULTURAL	19
RESALE	2
PRIVATE FIRE	0
CHURCH	0
TOTAL	1704

xzbillsu PAGE NO. 1
09/15/2014 10:17:01

BILLING SUMMARY REPORT

TOTAL WATER BILLED	135572.53	TOTAL BILLED - ALL SERVICES	140431.09
TOTAL WATER TAXABLE	69426.46	TOTAL TAX BILLED (ALL CHARGES)	4858.56
TOTAL WATER TAX BILLED	4858.56		
TOTAL WATER CUSTOMERS TAXABLE	1685	TOTAL HYDRA CHARGES	0.00
TOTAL WATER NON-TAXABLE	66146.07	TOTAL SPRIN CHARGES	0.00
TOTAL WATER CUSTOMERS NON-TAXABLE	21		
TOTAL WATER MISC CHARGES	0.00		

AVERAGE BILL	82.3160		
		NORMAL WATER	135572.53
		WATER TRACKING	0.00

CHARGES	WATER	WATER TRACK FACT	WASTEWATER
RESIDENTIAL	48667.98	0.00	
COMMERCIAL	17105.93	0.00	
INDUSTRIAL	58227.76	0.00	
PUBLIC AUTH.	14.34	0.00	
EDUCATIONAL	880.19	0.00	
AGRICULTURAL	2864.84	0.00	
RESALE	7811.49	0.00	
PRIVATE FIRE	0.00	0.00	
CHURCH	0.00	0.00	
TOTAL	135572.53	0.00	

CONSUMPTION	WATER
RESIDENTIAL	66099
COMMERCIAL	30958
INDUSTRIAL	297722
PUBLIC AUTH.	3
EDUCATIONAL	1203
AGRICULTURAL	5020
RESALE	40793
PRIVATE FIRE	0
CHURCH	0
TOTAL	441798 ✓

CUSTOMER COUNT	WATER
RESIDENTIAL	1579
COMMERCIAL	97
INDUSTRIAL	5
PUBLIC AUTH.	1
EDUCATIONAL	3
AGRICULTURAL	19
RESALE	2
PRIVATE FIRE	0
CHURCH	0
TOTAL	1706

xzbillsu PAGE NO. 1
10/15/2014 11:22:55

BILLING SUMMARY REPORT

TOTAL WATER BILLED	118361.73	TOTAL BILLED - ALL SERVICES	122874.95
TOTAL WATER TAXABLE	64496.73	TOTAL TAX BILLED (ALL CHARGES)	4513.22
TOTAL WATER TAX BILLED	4513.22		
TOTAL WATER CUSTOMERS TAXABLE	1690	TOTAL HYDRA CHARGES	0.00
TOTAL WATER NON-TAXABLE	53865.00	TOTAL SPRIN CHARGES	0.00
TOTAL WATER CUSTOMERS NON-TAXABLE	21		
TOTAL WATER MISC CHARGES	0.00		

AVERAGE BILL	71.8147		
		NORMAL WATER	118361.73
		WATER TRACKING	0.00

	CHARGES	WATER	WATER TRACK FACT	WASTEWATER
RESIDENTIAL		43801.36	0.00	
COMMERCIAL		17488.53	0.00	
INDUSTRIAL		46826.22	0.00	
PUBLIC AUTH.		14.34	0.00	
EDUCATIONAL		872.94	0.00	
AGRICULTURAL		2291.98	0.00	
RESALE		7066.36	0.00	
PRIVATE FIRE		0.00	0.00	
CHURCH		0.00	0.00	
TOTAL		118361.73	0.00	

	CONSUMPTION	WATER
RESIDENTIAL		58543
COMMERCIAL		32265
INDUSTRIAL		238085
PUBLIC AUTH.		2
EDUCATIONAL		1189
AGRICULTURAL		3539
RESALE		36863
PRIVATE FIRE		0
CHURCH		0
TOTAL		370486 ✓

	CUSTOMER COUNT	WATER
RESIDENTIAL		1583
COMMERCIAL		98
INDUSTRIAL		5
PUBLIC AUTH.		1
EDUCATIONAL		3
AGRICULTURAL		19
RESALE		2
PRIVATE FIRE		0
CHURCH		0
TOTAL		1711

xzbillsu PAGE NO. 1
11/17/2014 10:24:26

BILLING SUMMARY REPORT

TOTAL WATER BILLED	125714.16	TOTAL BILLED - ALL SERVICES	130554.24
TOTAL WATER TAXABLE	69163.80	TOTAL TAX BILLED (ALL CHARGES)	4840.08
TOTAL WATER TAX BILLED	4840.08		
TOTAL WATER CUSTOMERS TAXABLE	1693	TOTAL HYDRA CHARGES	0.00
TOTAL WATER NON-TAXABLE	56550.36	TOTAL SPRIN CHARGES	0.00
TOTAL WATER CUSTOMERS NON-TAXABLE	21		
TOTAL WATER MISC CHARGES	0.00		

AVERAGE BILL 76.1693

NORMAL WATER 125714.16
WATER TRACKING 0.00

CHARGES	WATER	WATER TRACK FACT	WASTEWATER
RESIDENTIAL	47412.45	0.00	
COMMERCIAL	17953.57	0.00	
INDUSTRIAL	49306.19	0.00	
PUBLIC AUTH.	14.34	0.00	
EDUCATIONAL	915.07	0.00	
AGRICULTURAL	2406.84	0.00	
RESALE	7705.70	0.00	
PRIVATE FIRE	0.00	0.00	
CHURCH	0.00	0.00	
TOTAL	125714.16	0.00	

CONSUMPTION	WATER
RESIDENTIAL	64094
COMMERCIAL	34836
INDUSTRIAL	249589
PUBLIC AUTH.	2
EDUCATIONAL	1279
AGRICULTURAL	3918
RESALE	40235
PRIVATE FIRE	0
CHURCH	0
TOTAL	393953 ✓

CUSTOMER COUNT	WATER
RESIDENTIAL	1586
COMMERCIAL	98
INDUSTRIAL	5
PUBLIC AUTH.	1
EDUCATIONAL	3
AGRICULTURAL	19
RESALE	2
PRIVATE FIRE	0
CHURCH	0
TOTAL	1714

xzbillsu PAGE NO. 1
12/16/2014 12:12:13

BILLING SUMMARY REPORT

TOTAL WATER BILLED	108910.86	TOTAL BILLED - ALL SERVICES	113243.24
TOTAL WATER TAXABLE	61908.88	TOTAL TAX BILLED (ALL CHARGES)	4332.38
TOTAL WATER TAX BILLED	4332.38		
TOTAL WATER CUSTOMERS TAXABLE	1690	TOTAL HYDRA CHARGES	0.00
TOTAL WATER NON-TAXABLE	47001.98	TOTAL SPRIN CHARGES	0.00
TOTAL WATER CUSTOMERS NON-TAXABLE	21		
TOTAL WATER MISC CHARGES	0.00		

AVERAGE BILL 66.1854

NORMAL WATER 108910.86
WATER TRACKING 0.00

CHARGES	WATER	WATER TRACK FACT	WASTEWATER
RESIDENTIAL	43301.31	0.00	
COMMERCIAL	16521.91	0.00	
INDUSTRIAL	40684.79	0.00	
PUBLIC AUTH.	14.34	0.00	
EDUCATIONAL	274.08	0.00	
AGRICULTURAL	2005.36	0.00	
RESALE	6109.07	0.00	
PRIVATE FIRE	0.00	0.00	
CHURCH	0.00	0.00	
TOTAL	108910.86	0.00	

CONSUMPTION	WATER
RESIDENTIAL	57687
COMMERCIAL	29788
INDUSTRIAL	206271
PUBLIC AUTH.	2
EDUCATIONAL	181
AGRICULTURAL	2836
RESALE	31814
PRIVATE FIRE	0
CHURCH	0
TOTAL	328579 ✓

CUSTOMER COUNT	WATER
RESIDENTIAL	1584
COMMERCIAL	97
INDUSTRIAL	5
PUBLIC AUTH.	1
EDUCATIONAL	3
AGRICULTURAL	19
RESALE	2
PRIVATE FIRE	0
CHURCH	0
TOTAL	1711