

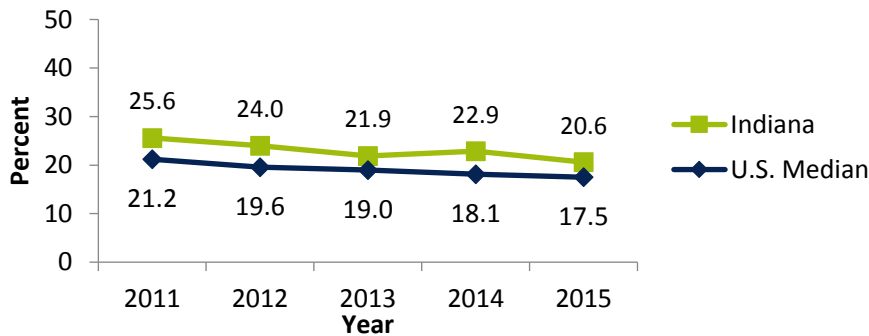
Indiana's Tobacco Burden

Tobacco use is the leading preventable cause of premature death and disease in the United States,¹ causing more deaths annually than alcohol, HIV, car accidents, illegal drugs, and firearm-related incidents combined.² The impact of tobacco in Indiana is staggering, costing Hoosiers 11,100 lives each year.³ This fact sheet presents data illustrating the burden tobacco use places on all Hoosiers.

Indiana Adult Smoking Prevalence⁴

- In 2015, about 1 in 5 (20.6%) Indiana adults were current smokers, a significant decline from 25.6% in 2011.
- Some groups within Indiana remain disparately affected by smoking. In particular, smoking prevalence in 2015 was higher among adults with lower education, lower income, the uninsured, and those with poorer mental health status.
- In 2011-2015, Indiana's adult smoking prevalence was consistently higher than the United States median smoking prevalence.

Percent of Adults who Currently Smoke Cigarettes, Behavioral Risk Factor Surveillance System 2011-2015



Smoking among Pregnant Women

Smoking during pregnancy increases the risk of several poor health outcomes for both mothers and babies, including low birth weight, premature birth, pregnancy complications, and sudden infant death syndrome (SIDS).⁵

- In 2015, Indiana's smoking during pregnancy rate was 14.3%.⁶
- Although smoking rates among pregnant women in Indiana have declined in recent years, Indiana still has a high rate of smoking during pregnancy compared to the United States overall (7.8%).^{7*}
- Smoking during pregnancy rates in Indiana counties range from 2.0% to 36.1%. Thirty-nine of Indiana's 92 counties have a smoking during pregnancy rate that is significantly higher than the statewide rate.⁶

Quick Facts

- About **1 in 5** (20.6%) Indiana adults were current smokers in 2015.
- In 2015, **14.3%** of pregnant women in Indiana smoked during pregnancy.
- In 2014, **2.9%** of middle school students and **12.0%** of high school students in Indiana smoked cigarettes in the past 30 days.
- An estimated **4,100** Indiana youth become new daily smokers each year.
- Smoking takes the lives of **11,100 Hoosiers** annually.
- Smoking costs Hoosiers an estimated **\$2.93 billion** in medical expenditures each year.
- Unless smoking rates are further reduced, an estimated **151,000 Indiana youth** will ultimately die prematurely of smoking.

*Calculated from natality data from 48 states and the District of Columbia.



Indiana's Tobacco Burden

Indiana Youth Smoking⁸

Youth smoking prevalence in Indiana has declined substantially between 2000 and 2014.

- Past 30-day smoking prevalence among middle school youth declined 70% from 9.8% to 2.9%.
- Past 30-day smoking prevalence among high school youth declined 62% from 31.6% to 12.0%.

Despite these declines, an estimated 4,100 Indiana youth under age 18 become new daily smokers each year.⁹ Unless smoking rates are further reduced, an estimated 151,000 Indiana children currently under age 18 will ultimately die prematurely from smoking.¹

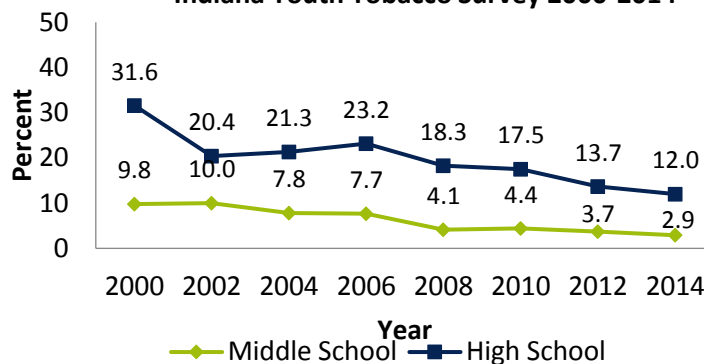
Indiana's Tobacco-related Policies

- Indiana's current cigarette excise tax is 99.5 cents per pack. As of April 1, 2017 the average state cigarette tax was \$1.69 per pack, with taxes ranging from 17 cents to \$4.35 per pack.¹⁰
- All Hoosiers are protected by a statewide smoke-free air law that covers most workplaces including restaurants. However, only about 30.9% of Indiana residents are protected by a comprehensive local smoke-free air law that covers workplaces, restaurants, and bars.

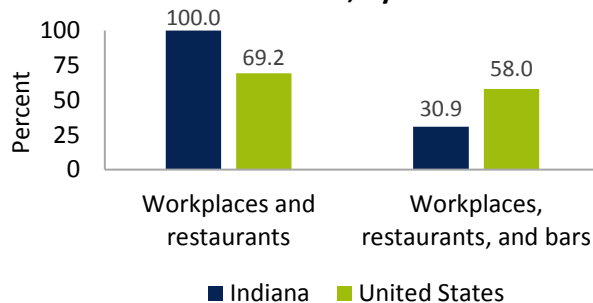
What Tobacco Costs Indiana

- Smoking costs Hoosiers about \$2.93 billion annually in medical expenditures.³ Nearly \$590 million of these expenditures are covered by Medicaid.⁹
- For every pack of cigarettes sold in Indiana, our state spends \$15.90 in health care costs and lost productivity related to smoking.¹¹

Current smoking among Indiana youth, Indiana Youth Tobacco Survey 2000-2014



Percentage of population covered by smoke-free air laws, by location¹²



¹ U.S. Department of Health and Human Services (USDHHS). *The Health Consequences of Smoking: 50 Years of Progress. A Report of the Surgeon General*. Atlanta, GA: U.S. Department of Health and Human Services, Centers for Disease Control and Prevention, National Center for Chronic Disease Prevention and Health Promotion, Office on Smoking and Health, 2014. Printed with corrections, January 2014.

² Centers for Disease Control and Prevention (CDC). Health Effects of Cigarette Smoking [Internet]. Atlanta (GA): Centers for Disease Control and Prevention; 2015 Oct 1 [cited 2016 Jul 12]. Available from https://www.cdc.gov/tobacco/data_statistics/fact_sheets/health_effects/effects_cig_smoking/.

³ CDC. *Best Practices for Comprehensive Tobacco Control Programs – 2014*. Atlanta: U.S. Department of Health and Human Services, Centers for Disease Control and Prevention, National Center for Chronic Disease Prevention and Health Promotion, Office on Smoking and Health, 2014.

⁴ Behavioral Risk Factor Surveillance System, 2011-2015.

⁵ USDHHS. *A Report of the Surgeon General: How Tobacco Smoke Causes Disease: What It Means to You*. Atlanta: U.S. Department of Health and Human Services, Centers for Disease Control and Prevention, National Center for Chronic Disease Prevention and Health Promotion, Office on Smoking and Health, 2010 [accessed 2016 Jul 10].

⁶ Indiana State Department of Health. *Indiana Natality Report, State and County Data 2015*. Published December 2016. Available from www.in.gov/isdh/19095

⁷ Centers for Disease Control and Prevention, National Center for Health Statistics. User guide to the 2015 natality public use file. Available from https://www.cdc.gov/nchs/data_access/vitalstatsonline.htm

⁸ Indiana Youth Tobacco Survey, 2000-2014.

⁹ Campaign for Tobacco Free Kids. The toll of tobacco in Indiana [Internet]. District of Columbia: Campaign for Tobacco Free Kids; 2016 Sep 20 [cited 2016 Oct 6]. Available from https://www.tobaccofreekids.org/facts_issues/toll_us/indiana/

¹⁰ Campaign for Tobacco Free Kids. Key state-specific tobacco-related data & rankings [Internet]. District of Columbia: Campaign for Tobacco Free Kids; 2016 Dec 22 [cited 2017 May 12]. Available from <http://www.tobaccofreekids.org/research/factsheets/pdf/0176.pdf>.

¹¹ Rumberger JS, Hollenback CS, Kline D. Potential costs and benefits of smoking cessation for Indiana. American Lung Association, 2010. Accessed August 28, 2015 from <http://www.lung.org/stop-smoking/tobacco-control-advocacy/reports-resources/cessation-economic-benefits/reports/IN.pdf>.

¹² American Nonsmokers' Rights Foundation. Summary of 100% Smokefree State Laws and Population Protected by 100% U.S. Smokefree Laws [Internet]. Berkeley (CA): American Nonsmokers' Rights Foundation; 2017 Apr 3 [cited 2017 May 12]. Available from <http://www.no-smoke.org/goingsmokefree.php?id=519>.

Updated 5/12/2017

Tobacco Prevention and Cessation Commission

www.in.gov/isdh/tpc ~ 317.234.1787

www.QuitNowIndiana.com ~ www.indianaquitline.net



1-800-QUIT NOW
Indiana's Tobacco Quitline