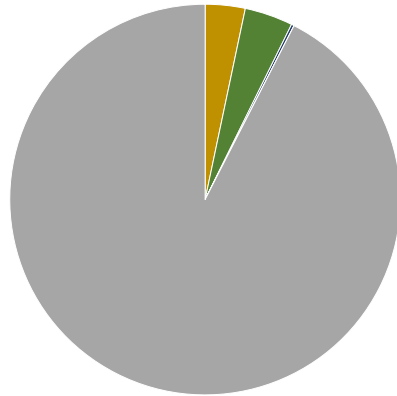


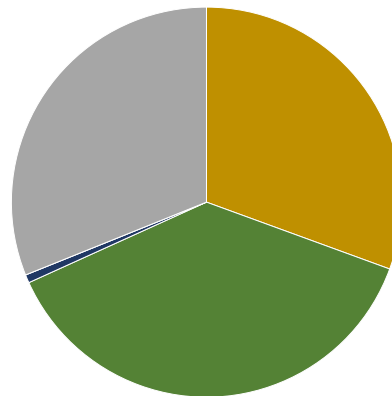
RANDOLPH
2019 Fall Cover Crop and Tillage Transect

Living Cover Acres



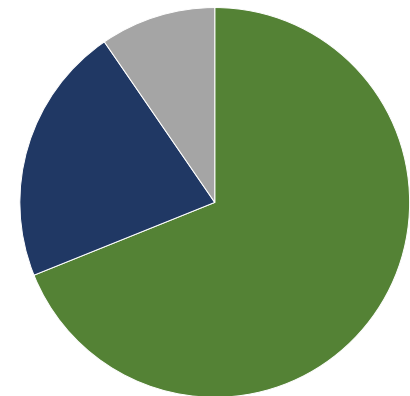
■ Corn
■ Soybeans
■ Small Grains
■ Specialty Crops

Not Tilled Acres



■ Corn
■ Soybeans
■ Small Grains
■ Specialty Crops
■ Other Systems

Tillage Systems



■ Not Tilled
■ Conservation Till
■ Conventional Till

| Crop | NASS CropScape Acres | Living Cover Percentage | Living Cover Acres | Not Tilled | Not Tilled Acres | Conservation Till | Conservation Till Acres | Conventional Till | Conventional Till Acres |
|-----------------|----------------------|-------------------------|--------------------|------------|------------------|-------------------|-------------------------|-------------------|-------------------------|
| Corn | 83,290 | 8% | 6,663 | 74% | 61,634 | 25% | 20,822 | 1% | 833 |
| Soybeans | 115,032 | 7% | 8,052 | 66% | 75,921 | 18% | 20,706 | 16% | 18,405 |
| Small Grains | 3,203 | 14% | 448 | 43% | 1,377 | 57% | 1,826 | 0% | - |
| Specialty Crops | 89.6 | 0% | - | 0% | - | 0% | - | 100% | 89.6 |
| Total | 201,614 | 8% | 15,164 | 69% | 138,933 | 22% | 43,354 | 10% | 19,328 |

*Not Tilled - Any direct seeding system, including site preparation, with minimal soil disturbance (includes strip & ridge till).

*Conservation Till - Any tillage system leaving 16% - 75% residue cover after planting, excluding no-till (includes mulch and reduced tillage).

*Conventional Till - Any tillage system leaving less than 15% residue cover after planting.

*Living Cover includes living cover crops and cereal grains planted into cash crops using direct seeding or broadcast methods.

*Data is limited to what is reported to ISDA by the individuals conducting windshield surveys and recording data