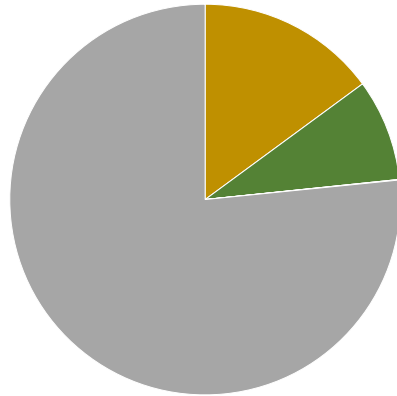
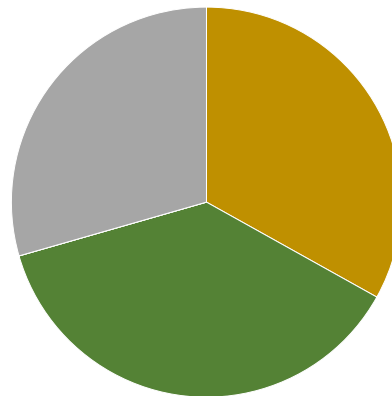


POSEY  
2019 Fall Cover Crop and Tillage Transect

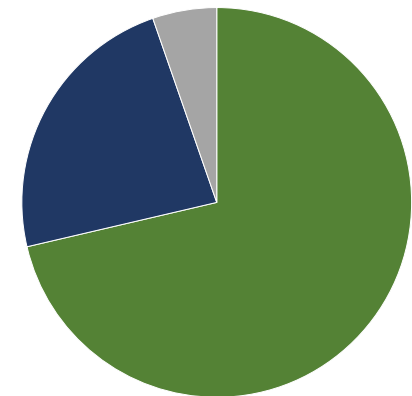
Living Cover Acres



Not Tilled Acres



Tillage Systems



■ Corn      ■ Soybeans      ■ Corn      ■ Soybeans      ■ Small Grains  
■ Small Grains      ■ Specialty Crops      ■ Specialty Crops      ■ Other Systems      ■ Not Tilled      ■ Conservation Till      ■ Conventional Till

| Crop            | NASS CropScape Acres | Living Cover Percentage | Living Cover Acres | Not Tilled | Not Tilled Acres | Conservation Till | Conservation Till Acres | Conventional Till | Conventional Till Acres |
|-----------------|----------------------|-------------------------|--------------------|------------|------------------|-------------------|-------------------------|-------------------|-------------------------|
| Corn            | 72,864               | 32%                     | 23,316             | 71%        | 51,733           | 28%               | 20,402                  | 1%                | 729                     |
| Soybeans        | 82,478               | 16%                     | 13,197             | 71%        | 58,559           | 19%               | 15,671                  | 9%                | 7,423                   |
| Small Grains    | 910                  | 0%                      | -                  | 0%         | -                | 0%                | -                       | 0%                | -                       |
| Specialty Crops | 72.3                 | 100%                    | 72.3               | 0%         | -                | 0%                | -                       | 100%              | 72.3                    |
| <b>Total</b>    | <b>156,325</b>       | <b>23%</b>              | <b>36,585</b>      | <b>71%</b> | <b>110,293</b>   | <b>23%</b>        | <b>36,073</b>           | <b>5%</b>         | <b>8,224</b>            |

\*Not Tilled - Any direct seeding system, including site preparation, with minimal soil disturbance (includes strip & ridge till).

\*Conservation Till - Any tillage system leaving 16% - 75% residue cover after planting, excluding no-till (includes mulch and reduced tillage).

\*Conventional Till - Any tillage system leaving less than 15% residue cover after planting.

\*Living Cover includes living cover crops and cereal grains planted into cash crops using direct seeding or broadcast methods.

\*Data is limited to what is reported to ISDA by the individuals conducting windshield surveys and recording data