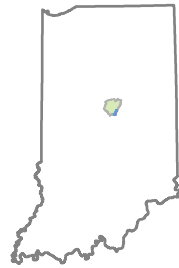


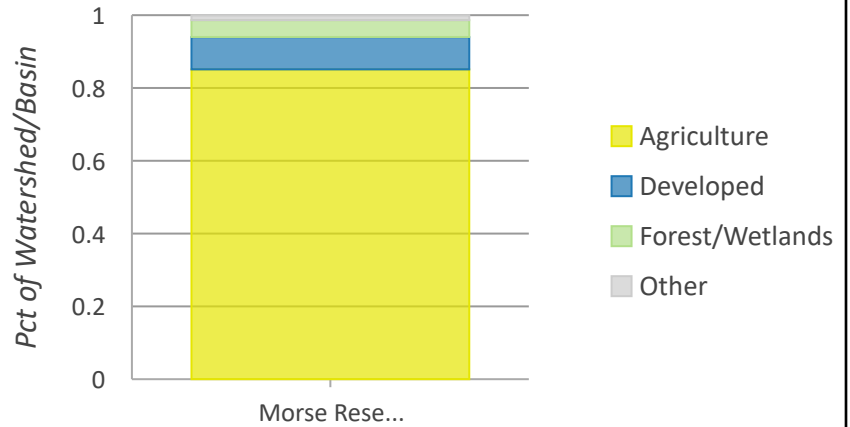
# Morse Reservoir Watershed Nutrient and Sediment Load Reductions

## Accomplished By Private Landowners and the Indiana Conservation Partnership



County Boundaries
  Reservoirs  
 Basin/Watershed
  Streams/Rivers


### Comparison of Landuse Across Basin



Land use calculated using the 2019 NASS Cropland Data Layer

**Sediment Reduced: 3,374,995 lbs.**

Enough to fill 17 freight cars!



**Phosphorus Reduced: 2,445 lbs.**

Enough to fill 2.5 truck beds (8' bed)!



**Nitrogen Reduced: 4,660 lbs.**

Enough to fill 4.5 truck beds (8' bed)!



Practices do not include the many unassisted practices designed and installed by private landowners without ICP assistance. Nutrient estimates only consider sediment bound N and P, not dissolved components. Load reductions are calculated using the EPA's Region 5 Load Reduction Model.

Calendar Year	Practices Installed	Active Practices	Sediment Reduction (lbs)	Phosphorus Reduction (lbs)	Nitrogen Reduction (lbs)
2014	35	38	2,889,855	1,920	3,835
2015	17	25	2,501,230	1,880	3,530
2016	25	40	3,365,530	2,465	4,690
2017	21	39	3,745,115	2,735	5,235
2018	28	47	3,420,120	2,490	4,755
2019	27	51	3,374,995	2,445	4,660
<b>13-19</b>	<b>178</b>		<b>22,106,095</b>	<b>15,805</b>	<b>30,430</b>

The "practices installed" column indicates the number of newly installed best management practices within a given calendar year, while the "active practices" column indicates the number of best management practices that are actively reducing sediment, nitrogen, and phosphorus loading regardless of the year of installation. Load reduction calculations have been rounded to the multiple of 5. The "13-19" row in the table above includes all years of collected data, however calendar year 2013 is not shown due to page limitations.

For more information visit: <http://www.in.gov/isda/2991.htm> or contact [ISDANutrientReduction@isda.in.gov](mailto:ISDANutrientReduction@isda.in.gov)  
Last updated: 4/1/2020

Data provided by: Indiana State Department of Agriculture, Indiana Department of Natural Resources, Indiana Department of Environmental Management, Indiana Soil and Water Conservation Districts, and the USDA Natural Resource Conservation Service.