

# INDIANA SCHOOL FOR THE BLIND AND VISUALLY IMPAIRED

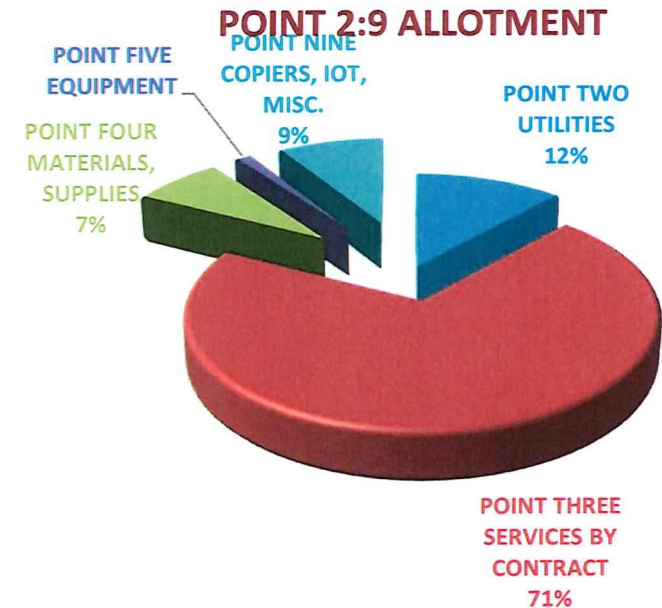
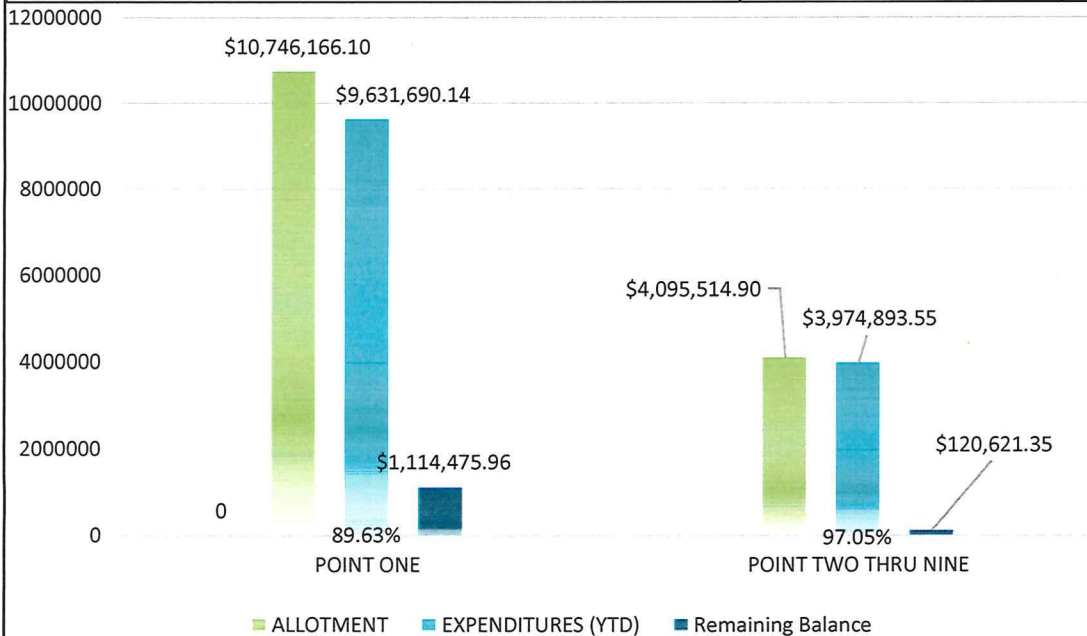


## Allotment / Expenditure Financial Statement as of 05/31/2025

NO Requested Reversion

92% of FY25 is Over

POINTS		ALLOTMENT	EXPENDITURES (YTD)	Remaining Balance	% SPENT
POINT ONE	PERSONNEL SERVICES	\$ 10,746,166.10	\$ 9,631,690.14	\$ 1,114,475.96	89.63%
POINT TWO THRU NINE		\$ 4,095,514.90	\$ 3,974,893.55	\$ 120,621.35	97.05%
POINT TWO	UTILITIES	\$ 480,793.30	\$ 403,418.39	\$ 77,374.91	83.91%
POINT THREE	SERVICES BY CONTRACT	\$ 2,903,225.30	\$ 2,897,202.45	\$ 6,022.85	99.79%
POINT FOUR	MATERIALS, SUPPLIES	\$ 304,203.61	\$ 299,762.40	\$ 4,441.21	98.54%
POINT FIVE	EQUIPMENT	\$ 49,309.53	\$ 48,138.92	\$ 1,170.61	97.63%
POINT NINE	COPIERS, IOT, MISC.	\$ 357,983.16	\$ 326,371.39	\$ 31,611.77	91.17%
TOTAL		\$14,841,681.00	\$13,606,583.69	\$1,235,097.31	91.68%
Preventive Maintenance		\$ 1,194,058.86	\$ 1,186,831.38	\$ 7,227.48	99.39%



# INDIANA SCHOOL FOR THE BLIND AND VISUALLY IMPAIRED

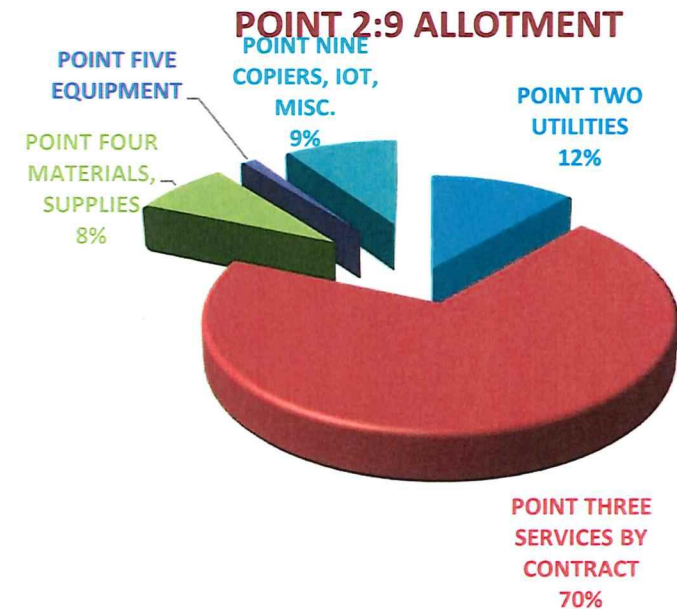
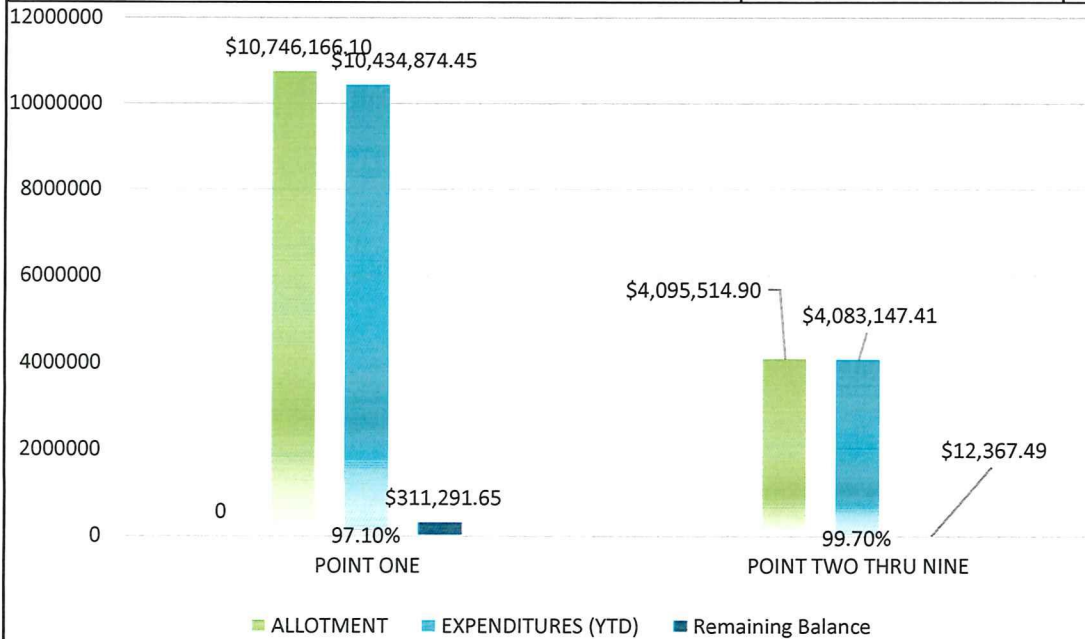


## Allotment / Expenditure Financial Statement as of 06/30/2025

NO Requested Reversion

100% of FY25 is Over

POINTS		ALLOTMENT	EXPENDITURES (YTD)	Remaining Balance	% SPENT
POINT ONE	PERSONNEL SERVICES	\$ 10,746,166.10	\$ 10,434,874.45	\$ 311,291.65	97.10%
POINT TWO THRU NINE		\$ 4,095,514.90	\$ 4,083,147.41	\$ 12,367.49	99.70%
POINT TWO	UTILITIES	\$ 470,793.30	\$ 465,135.72	\$ 5,657.58	98.80%
POINT THREE	SERVICES BY CONTRACT	\$ 2,863,225.30	\$ 2,860,521.51	\$ 2,703.79	99.91%
POINT FOUR	MATERIALS, SUPPLIES	\$ 329,203.61	\$ 327,628.88	\$ 1,574.73	99.52%
POINT FIVE	EQUIPMENT	\$ 49,309.53	\$ 48,138.92	\$ 1,170.61	97.63%
POINT NINE	COPIERS, IOT, MISC.	\$ 382,983.16	\$ 381,722.38	\$ 1,260.78	99.67%
TOTAL		\$14,841,681.00	\$14,518,021.86	\$323,659.14	97.82%
Preventive Maintenance		\$ 1,194,058.86	\$ 1,186,915.33	\$ 7,143.53	99.40%





# INDIANA SCHOOL FOR THE BLIND AND VISUALLY IMPAIRED



## Allotment / Expenditure Financial Statement as of 07/31/2025

8.5% of FY26 is Over

POINTS		ALLOTMENT	EXPENDITURES (YTD)	Remaining Balance	% SPENT
POINT ONE	PERSONAL SERVICES	\$ 10,300,916.10	\$ 968,640.93	\$ 9,332,275.17	9.40%
POINT TWO THRU NINE		\$ 3,798,680.90	\$ 2,592,037.04	\$ 1,206,643.86	68.24%
POINT TWO	UTILITIES	\$ 675,485.83	\$ 51,093.50	\$ 624,392.33	7.56%
POINT THREE	SERVICES BY CONTRACT	\$ 2,604,598.77	\$ 2,506,991.65	\$ 97,607.12	96.25%
POINT FOUR	MATERIALS, SUPPLIES	\$ 258,797.10	\$ 15,665.62	\$ 243,131.48	6.05%
POINT FIVE	EQUIPMENT	\$ 25,979.92	\$ -	\$ 25,979.92	0.00%
POINT NINE	COPIERS, IOT, MISC.	\$ 233,819.28	\$ 18,286.27	\$ 215,533.01	7.82%
TOTAL		\$14,099,597.00	\$3,560,677.97	\$10,538,919.03	25.25%

