

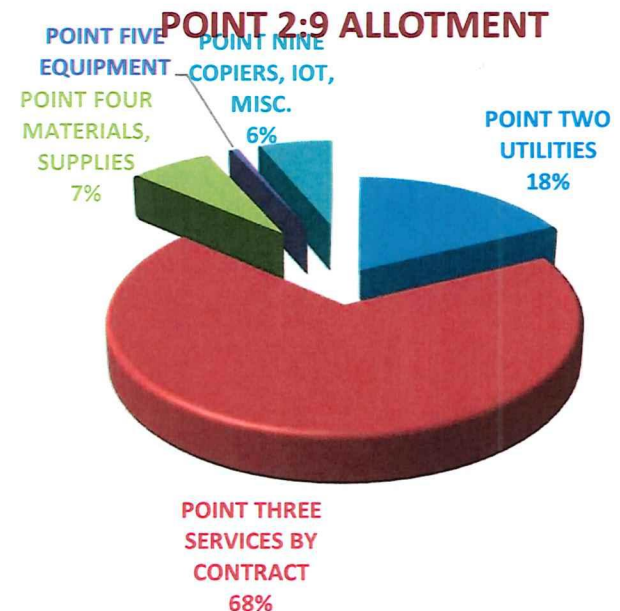
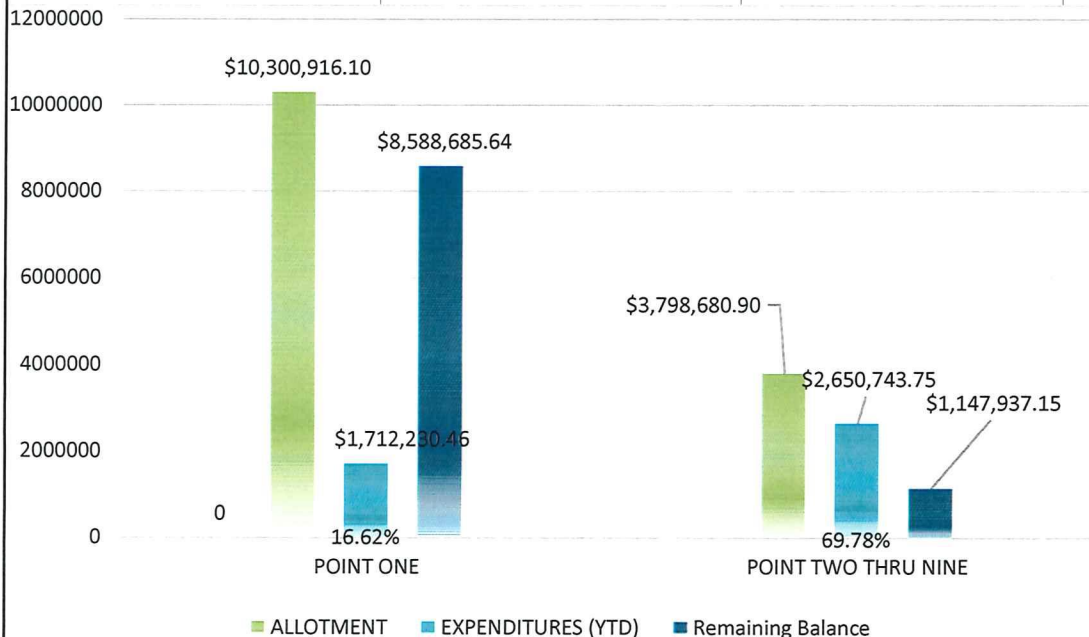
INDIANA SCHOOL FOR THE BLIND AND VISUALLY IMPAIRED



Allotment / Expenditure Financial Statement as of 08/31/2025

17% of FY26 is Over

POINTS		ALLOTMENT	EXPENDITURES (YTD)	Remaining Balance	% SPENT
POINT ONE	PERSONAL SERVICES	\$ 10,300,916.10	\$ 1,712,230.46	\$ 8,588,685.64	16.62%
POINT TWO THRU NINE		\$ 3,798,680.90	\$ 2,650,743.75	\$ 1,147,937.15	69.78%
POINT TWO	UTILITIES	\$ 675,485.83	\$ 74,100.24	\$ 601,385.59	10.97%
POINT THREE	SERVICES BY CONTRACT	\$ 2,604,598.77	\$ 2,475,016.93	\$ 129,581.84	95.02%
POINT FOUR	MATERIALS, SUPPLIES	\$ 258,797.10	\$ 25,527.79	\$ 233,269.31	9.86%
POINT FIVE	EQUIPMENT	\$ 25,979.92	\$ -	\$ 25,979.92	0.00%
POINT NINE	COPIERS, IOT, MISC.	\$ 233,819.28	\$ 76,098.79	\$ 157,720.49	32.55%
TOTAL		\$14,099,597.00	\$4,362,974.21	\$9,736,622.79	30.94%
Preventive Maintenance		\$ 759,618.28	\$ 1,112.90	\$ 758,505.38	0.15%



INDIANA SCHOOL FOR THE BLIND AND VISUALLY IMPAIRED

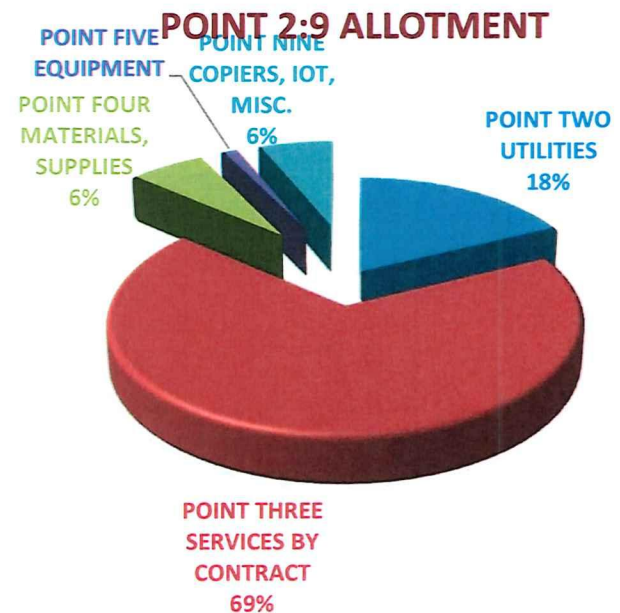
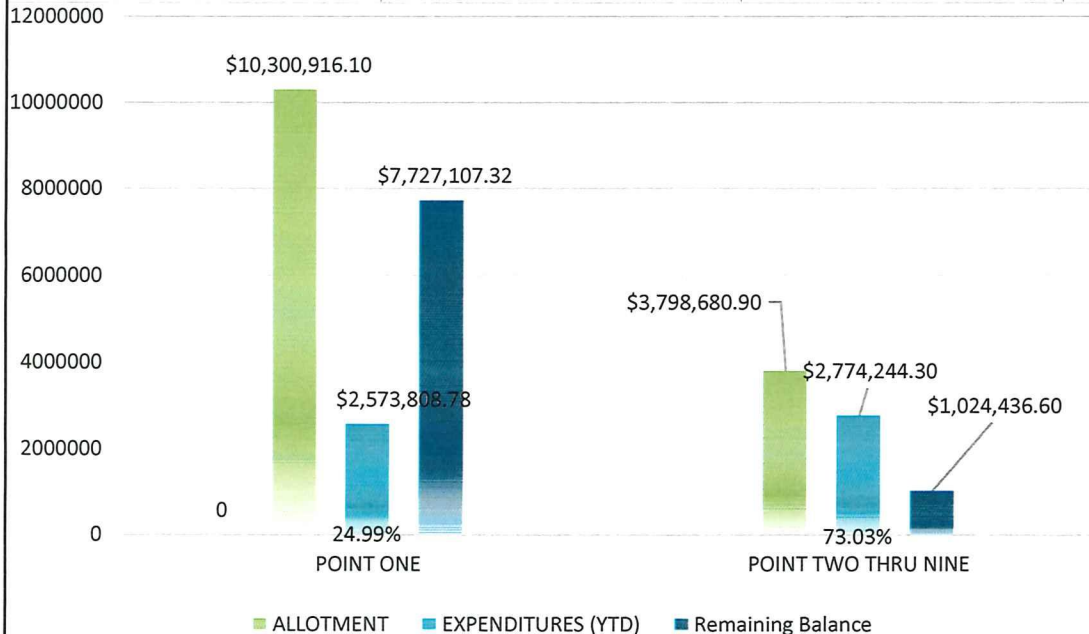


FY26

Allotment / Expenditure Financial Statement as of 09/30/2025

25% of FY26 is Over

POINTS		ALLOTMENT	EXPENDITURES (YTD)	Remaining Balance	% SPENT
POINT ONE	PERSONAL SERVICES	\$ 10,300,916.10	\$ 2,573,808.78	\$ 7,727,107.32	24.99%
POINT TWO THRU NINE		\$ 3,798,680.90	\$ 2,774,244.30	\$ 1,024,436.60	73.03%
POINT TWO	UTILITIES	\$ 675,485.83	\$ 113,024.29	\$ 562,461.54	16.73%
POINT THREE	SERVICES BY CONTRACT	\$ 2,604,598.77	\$ 2,470,738.79	\$ 133,859.98	94.86%
POINT FOUR	MATERIALS, SUPPLIES	\$ 238,797.10	\$ 57,995.32	\$ 180,801.78	24.29%
POINT FIVE	EQUIPMENT	\$ 45,979.92	\$ 42,090.00	\$ 3,889.92	0.00%
POINT NINE	COPIERS, IOT, MISC.	\$ 233,819.28	\$ 90,395.90	\$ 143,423.38	38.66%
TOTAL		\$14,099,597.00	\$5,348,053.08	\$8,751,543.92	37.93%
Preventive Maintenance		\$ 759,618.28	\$ 22,014.58	\$ 737,603.70	2.90%



Attachment 2B