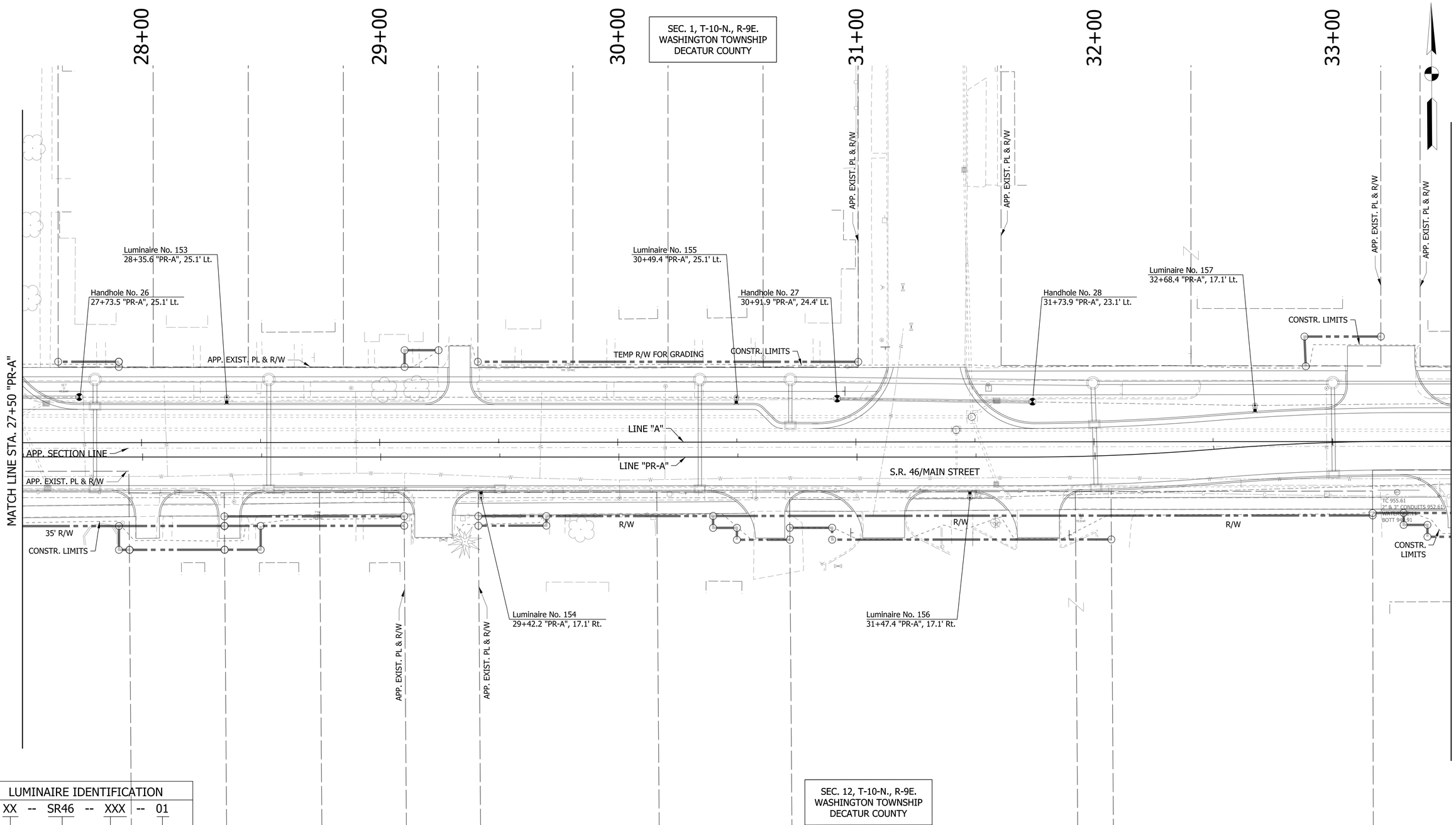

LUMINAIRE IDENTIFICATION						
XX	--	SR46	--	XXX	--	01
COUNTY NO.		MAINLINE (SR46)		CROSS ROAD NO. (XXX)		LUMINAIRE NO.

NOTES:

1. SEE GEOMETRIC TIE-UP DETAILS FOR ALIGNMENT DATA.

EXISTING LIGHTING POLE, BREAK AWAY
EXISTING LIGHTING POLE, NON-BREAK AWAY
EXISTING LUMINAIRE
EXISTING UNDERPASS LUMINAIRE
EXISTING SERVICE POINT I
EXISTING SERVICE POINT II
EXISTING CABLE MARKER
EXISTING LIGHTING HANDHOLE
PROPOSED LIGHTING POLE, BREAK AWAY
PROPOSED LIGHTING POLE, NON-BREAK AWAY
PROPOSED LUMINAIRE
PROPOSED UNDERPASS LUMINAIRE
PROPOSED CABLE MARKER
PROPOSED LIGHTING HANDHOLE

RECOMMENDED FOR APPROVAL
DESIGN ENGINEER DATE

DESIGNED: WRC DRAWN: JEC
CHECKED: MAE CHECKED: WRC

INDIANA
DEPARTMENT OF TRANSPORTATION

PROPOSED LIGHTING

HORIZONTAL SCALE	BRIDGE FILE
1"=20'	
VERTICAL SCALE	DESIGNATION
1"=20'	1800256
SURVEY BOOK	SHEETS
	67 of 128
CONTRACT	PROJECT
R-41463	1800256

1/21/2022
c:\users\mitchell.wilcox\appdata\local\bentley\projectwise\workingdir\mb-us-pw.bentley.com_mb-us-pw-03\mitchell.wilcox@mbakerintl.com\dms41015\1800256_RD_SHT_LIT_A_05.dgn

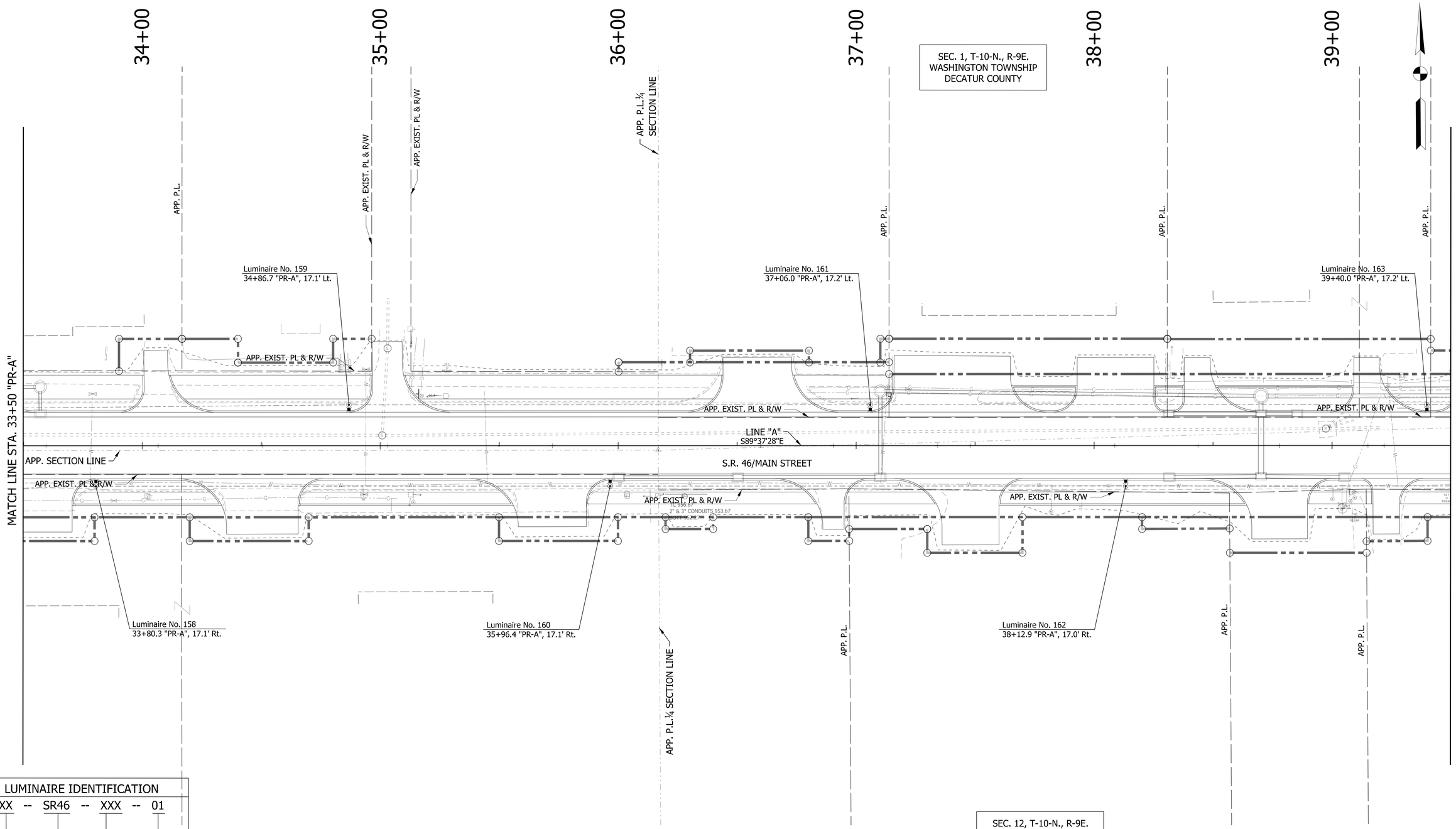

LUMINAIRE IDENTIFICATION

XX -- SR46 -- XXX -- 01

- 01: LUMINAIRE NO.
- XXX: CROSS ROAD NO. (XXX)
- SR46: MAINLINE (SR46)
- XX: COUNTY NO.

NOTES:

1. SEE PLAN & PROFILES FOR LINE "A" ALIGNMENT DATA.

EXISTING LIGHTING POLE, BREAK AWAY
EXISTING LIGHTING POLE, NON-BREAK AWAY
EXISTING LUMINAIRE
EXISTING UNDERPASS LUMINAIRE
EXISTING SERVICE POINT I
EXISTING SERVICE POINT II
EXISTING CABLE MARKER
EXISTING LIGHTING HANDHOLE
PROPOSED LIGHTING POLE, BREAK AWAY
PROPOSED LIGHTING POLE, NON-BREAK AWAY
PROPOSED LUMINAIRE
PROPOSED UNDERPASS LUMINAIRE
PROPOSED CABLE MARKER
PROPOSED LIGHTING HANDHOLE

RECOMMENDED FOR APPROVAL _____ DESIGN ENGINEER DATE

DESIGNED: WRC DRAWN: JEC
CHECKED: MAE CHECKED: WRC

INDIANA
DEPARTMENT OF TRANSPORTATION

PROPOSED LIGHTING

HORIZONTAL SCALE	BRIDGE FILE
1"=20'	
VERTICAL SCALE	DESIGNATION
1"=20'	1800256
SURVEY BOOK	SHEETS
	68 of 128
CONTRACT	PROJECT
R-41463	1800256

1/21/2022
c:\users\mitchell.wilcox\appdata\local\bentley\projectwise\workingdir\mb-us-pw.bentley.com_mb-us-pw-03\mitchell.wilcox@mbakerintl.com\dms41015\1800256_RD_SHT_LIT_A_06.dgn

Submitted by ESL-Spectrum

ESL/SPECTRUM

Job Name: City of Greensburg - Lincoln Street Rehab
Contractor: Custer Electric, Inc. (Rushville)

Catalog Number: 1A-1914LED-RLM431-33L45T3-MDL10-A-HSHS-BK
Notes:

Type: 82
INDY19-96883

1914LED LIBERTYVILLE SERIES

LED

EPA 1.35 (ft²)
WEIGHT 59 LBS (8 LENS) 65 LBS (3-LIME)

7 YEAR WARRANTY | LUMEN RANGE 4,005 to 34,490 | LIFE SPAN L70 MINIMUM 100,000 HOURS | UL LISTED | QUICK FIDR FACT | RATED IP66

JOB NAME
FIXTURE TYPE
NOTES

BUILD A PART NUMBER

ORDERING EXAMPLE: 2A-1914LED-3L40T5-MDL07-A-PEC-HSHS/CA6/6420SRTS/RPDP/BKT

Mounting Config.	Fixture	Shade	LED	CCT	Type	Driver	Lens	Optional Control Receptacle	Optional Control	Optional Fuse	Optional Hang-straight	Optional Terminal Block	Optional House Side Shield	Arm (See Arm Specs Sheet)	Pole (See Pole Spec Sheet)	Finish

Mounting Configuration
(Click here to link to mounting configuration specifications page)
- 1W
- 2A90
- 4A
- CAT
- 1A
- 2A
- 1AW
- 2AW
- 3A90
- 2AM

1W = Wall Mount, 1A = Arm Mount, 1AW = Arm Wall Mount, 2A = Two Arm Mount, 2AW = Two Arm Wall Mount, 3A90 = Three Arm Mount at 90°, 4A = Four Arm Mount, 2AM = Arm Mast Mount, CAT = Catalog

Fixture
- 1914LED

Shade
- RLM431
- RLM731
- RWSL31

LED
- 1L
- 3L
- 4L

CCT - Color Temperature (K)
- 27(30)
- 30(30)
- 40(30)
- 50(30)

Type
- T2
- T3
- T4
- T5

Driver
- MDL06 (120v-277v, 600mA) (1L or 3L system)
- MDH06 (347v-480v, 600mA) (1L or 3L system)
- MDL07 (120v-277v, 700mA) (3L system)
- MDH07 (347v-480v, 700mA) (3L system)
- MDL08 (120v-277v, 800mA) (3L system)
- MDH08 (347v-480v, 800mA) (3L system)
- MDL09 (120v-277v, 900mA) (3L or 4L system)
- MDH09 (347v-480v, 900mA) (3L or 4L system)
- MDL10 (120v-277v, 1050mA) (3L or 4L system)
- MDH10 (347v-480v, 1050mA) (3L or 4L system)
- MDL12 (120v-277v, 1200mA) (3L or 4L system)
- MDH12 (347v-480v, 1200mA) (3L or 4L system)
- MDL16 (120v-277v, 1600mA) (1L system)
- MDH16 (347v-480v, 1600mA) (1L system)

Lens
- SG (Sag Glass)
- PSG (Frosted Sag Glass)
- A (Ribbed Acrylic Teardrop)
- C (Clear Prismatic Teardrop)
- SVUSA (Soft Vue Light Diffused Acrylic Sag)
- SV25A* (Soft Vue Moderate Diffused Acrylic Sag)
- SV45A* (Soft Vue Maximum Diffused Acrylic Sag)

* For use with systems up to 15Pk.
* For use with systems up to 20Pk.

Options (Click here to view accessories sheet)
- R* 3-Pin control receptacle only
- RS* 5-Pin control receptacle only
- R7* 7-Pin control receptacle only
- PE* Twist-Lock Photocontrol (120v-277v)
- PE3* Twist-Lock Photocontrol (347v)
- PE4* Twist-Lock Photocontrol (480v)
- SC* Shorting Cap
- PEC Electronic Button Photocontrol (120v-277v)
- PECA Electronic Button Photocontrol (480v)
- FHD* Double Fuse and Holder
- HSHS Standard Horizontal Hangstraight, Spike Finial
- HSHN Standard Horizontal Hangstraight, No Finial
- HSHB Standard Horizontal Hangstraight, Ball Finial
- HSCB Clamp Style Horizontal Hangstraight, Ball Finial
- HSCS Clamp Style Horizontal Hangstraight, Spike Finial
- HSCN Clamp Style Horizontal Hangstraight, No Finial
- EZ Vertical Hangstraight, Large, "EZ" Mount
- HSV Vertical Hangstraight, Standard
- TB Terminal Block
- HSS 120° House Side Shield

* Must be ordered with fixture
* For use with horizontal hangstraight, only (HSH, or HSC,)
* Requires control receptacle
* Strip cover for installation in base

Arm (Click here to link to arm specification page)
See Arms & Wall Brackets specifications sheets.
- R2°
- CAF
- CA
- CSA
- FFA
- R5°
- SMA
- CAS
- RA
- DAG

* Luminaires above grade height to be 2 ratio than pole height

Pole (Click here to link to pole specification page)
See Pole specifications sheets.

City of Greensburg, IN
Engineering Department

August 3, 2018

Finish
Standard Finishes*
- BKT Black Textured
- WHT White Textured
- PGT Park Green Textured
- ABZT Architectural Medium Bronze Textured
- DDT Dark Bronze Textured

* Special finishes are available upon request.

Custom Finishes*
- CM Custom Match
- OI Old Iron
- RT Rust
- WBR Weathered Brown
- CD Cedar
- WBK Weathered Black
- TT Two Tone

* Custom colors require upcharge

Sternberg Select Finishes
- VG Verde Green
- SI Swedish Iron
- OWGT Old World Gray Textured

BK

Specifications

Fixture
The 1914LED with an "A" lens shall be 17" wide and 35" tall. It shall be made of heavy wall cast aluminum alloy, and offer tool-less access to the driver compartment. The Luminaire shall be UL listed in the US and Canada. The optical mounting plate shall have precision cast mounting sites for COB chip and optic assemblies. Die-cast mounting plate shall have an integral high performance heat pipe assembly for transferring chip generated heat away from sensitive electronics.

Shade
An optional 37" spun aluminum shade is available in various styles which helps reduce uplight while offering a unique element to the fixture.

LEDs
The luminaire shall use high output, high brightness LED's, consisting of a two piece assembly complete with Chip on Board (COB)

See next page

SternbergLighting
ESTABLISHED 1923 / EMPLOYEE OWNED

Donald L. May

800-621-3376
555 Lawrence Ave., Roselle, IL 60172
info@sternberglighting.com
www.sternberglighting.com

© 2017 STERNBERG LIGHTING. ALL RIGHTS RESERVED. PRINTED IN THE USA.

Submitted by ESL-Spectrum

ESL/SPECTRUM

Job Name: City of Greensburg - Lincoln Street Rehab
Contractor: Custer Electric, Inc. (Rushville)

Catalog Number: 1A-1914LED-RLM431-33L45T3-MDL10-A-HSHS-BK
Notes:

Type: 82
INDY19-96883

1914LED LIBERTYVILLE SERIES

LED

LED components and COB holder frame. The LED's and printed circuit boards shall be 100% recyclable; they shall also be protected from moisture and corrosion by a conformal coating of 1 to 3 mils. They shall not contain lead, mercury or any other hazardous substances and shall be RoHS compliant. The LED life rating data shall be determined in accordance with IESNA LM-80. The High Performance white LED's will have a life expectancy of approximately 100,000 hours with not less than 70% of original brightness (lumen maintenance), rated at 25°C. The High Brightness, High Output LED's shall be 4000K (2700K, 3000K or 5000K, option) color temperature with a minimum of 70 CRI. Consult factory for custom color CCT. The luminaire shall have a minimum _____ (see table) delivered initial lumen rating when operated at steady state with an average ambient temperature of 25°C (77°F).

Optics
The luminaire shall be provided with individual, molded silicone refractor type optics applied to each COB (Chip On Board) LED assembly. The optic shall be at least 93% efficient while providing superior thermal, UV and impact resistance for the COB assembly. The optic ensures precise light control while providing cutoff control that limits or contains up-light. The luminaire shall provide Type ___ (2, 3, 4 or 5) light distribution per the IESNA classifications. Testing shall be done in accordance with IESNA LM-79.

Electronic Drivers
The Led driver shall be UL Recognized. It shall be securely mounted inside the fixture, for optimized performance and longevity. It shall be supplied with a quick-disconnect electrical connector on the power supply, providing easy power connections and fixture installation. It shall have overload, overheat and short circuit protection, and have a DC voltage output, constant current design, 50/60HZ. It shall be supplied with line-ground, line-neutral and neutral-ground electrical surge protection in accordance with IEEE/ANSI C62.41.2 guidelines. It shall be a high efficiency driver with a THD less than 20% and a high power factor greater than .9. It shall be dimming capable using a 0-10v signal, consult factory for more information.

Lens
Materials include DR Acrylic (A), Acrylic (SVUSA, SV25A, SV45A) or Glass (C, SG & FSG). An injection, molding process for the (A) teardrop lens adds textured ribs to the surface for glare mitigation and even wall thickness for impact resistance.

Photocontrol Options
Button Style: On a single assembly the photocontrol shall be mounted on the fixture and pre-wired to driver. On multiple head assembly's the photocontrol shall be mounted in the pole shaft on an access plate. The electronic button type photocontrol is instant on with a 5-10 second turn off, and shall turn on at 15 footcandles with a turn-off at 2-3 footcandles. Photocontrol is 120-277 volt and warranted for 6 years.

Twist-Lock Style: A 3-Pin Receptacle shall be mounted inside the body of the fixture and pre-wired to driver, a clear window allows for a standard photocontrol to evaluate external light conditions. A 5-Pin/7-Pin Receptacle shall be mounted on the hang-straight and pre-wired to driver. The twist lock type photocontrol is instant on with a 3-6 second turn off, and shall turn on at 15 footcandles with a turn-off at 2-3 footcandles. Photocontrol is 120-277 volt and warranted for 6 years.

Warranty
Seven-year limited warranty. See product and finish warranty guide for details.

Finish
Refer to website for details.

Fixture Examples

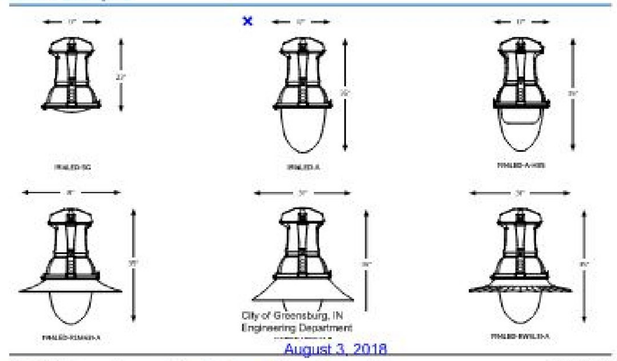

City of Greensburg, IN
Engineering Department

August 3, 2018

SternbergLighting
ESTABLISHED 1923 / EMPLOYEE OWNED

Donald L. May

800-621-3376
555 Lawrence Ave., Roselle, IL 60172
info@sternberglighting.com
www.sternberglighting.com

© 2017 STERNBERG LIGHTING. ALL RIGHTS RESERVED. PRINTED IN THE USA.

Submitted by ESL-Spectrum

ESL/SPECTRUM

Job Name: City of Greensburg - Lincoln Street Rehab
Contractor: Custer Electric, Inc. (Rushville)

Catalog Number: 1A-1914LED-RLM431-33L45T3-MDL10-A-HSHS-BK
Notes:

Type: 82
INDY19-96883

1914LED LIBERTYVILLE SERIES

LED

Performance

Initial Lumen Data ("A" Lens)

Light Source	T3 DELIVERED LUMENS	EFFICACY (LPW)	T4 DELIVERED LUMENS	EFFICACY (LPW)	T5 DELIVERED LUMENS	EFFICACY (LPW)	WATTAGE
4,27T_-MDL12	28295	111.0	30035	118.0	29660	116.3	254
4,30T_-MDL12	31915	125.2	33240	130.5	33455	131.2	254
4,40T_-MDL12	32900	129.0	34345	135.2	34490	135.3	254
4,27T_-MDL10	25520	113.9	27040	120.7	26700	119.2	224
4,30T_-MDL10	28785	128.5	29895	133.3	30115	134.4	224
4,40T_-MDL10	29675	132.5	30855	137.7	31045	138.6	224
4,27T_-MDL09	22415	116.7	23095	123.4	23490	122.0	192
4,30T_-MDL09	25285	131.7	26170	136.3	26425	137.6	192
4,40T_-MDL09	26095	135.8	27040	140.8	27245	141.9	192
3,27T_-MDL10	20345	118.3	20535	120.0	21100	123.1	172
3,30T_-MDL10	22959	133.4	22790	132.5	23885	138.9	172
3,40T_-MDL10	23969	137.8	23845	136.9	24625	143.2	172
3,27T_-MDL09	17790	121.0	18175	123.6	18465	125.6	147
3,30T_-MDL09	20065	136.5	20070	136.5	20825	141.7	147
3,40T_-MDL09	20685	140.7	20740	141.1	21470	146.1	147
3,27T_-MDL06	16145	122.3	16425	125.4	16760	127.0	131
3,30T_-MDL06	18210	138.0	18140	138.5	18905	143.2	131
3,40T_-MDL06	18775	124.2	18740	143.1	19490	147.7	131
3,27T_-MDL07	14075	124.6	14320	127.9	14570	128.9	113
3,30T_-MDL07	15875	140.5	15815	141.2	16490	145.4	113
3,40T_-MDL07	16370	144.9	16340	145.9	16940	149.9	113
3,27T_-MDL06	12280	126.6	12495	128.5	12745	131.4	97
3,30T_-MDL06	13850	142.8	13770	142.0	14375	148.2	97
3,40T_-MDL06	14280	147.2	14225	146.6	14820	152.8	97
1,27T_-MDL16	9460	97.5	9635	101.4	9855	102.6	97
1,30T_-MDL16	10670	110.0	10890	112.0	11230	115.8	97
1,40T_-MDL16	11000	113.4	11220	115.7	11575	119.3	97
1,27T_-MDL12	7430	101.8	7725	107.3	7825	107.2	72
1,30T_-MDL12	8380	114.8	8530	118.5	8830	121.0	72
1,40T_-MDL12	8640	118.4	8815	122.4	9100	124.7	72
1,27T_-MDL09	5870	108.7	6060	114.7	6180	114.4	53
1,30T_-MDL09	6600	122.6	6715	126.7	6870	129.1	53
1,40T_-MDL09	6825	126.4	6905	130.8	7165	133.1	53
1,27T_-MDL06	4035	112.1	4195	119.9	4240	117.8	35
1,30T_-MDL06	4550	126.4	4635	132.4	4780	132.8	35
1,40T_-MDL06	4690	136.3	4790	136.9	4880	136.9	35

SternbergLighting
ESTABLISHED 1923 / EMPLOYEE OWNED

800-621-3376
555 Lawrence Ave., Roselle, IL 60172
info@sternberglighting.com
www.sternberglighting.com

© 2017 STERNBERG LIGHTING. ALL RIGHTS RESERVED. PRINTED IN THE USA.

RECOMMENDED FOR APPROVAL _____ DESIGN ENGINEER DATE	INDIANA DEPARTMENT OF TRANSPORTATION	HORIZONTAL SCALE	BRIDGE FILE
		VERTICAL SCALE	DESIGNATION 1800255
DESIGNED: DC DRAWN: JEC	LIGHTING DETAILS	SURVEY BOOK	SHEETS 69 of 128
CHECKED: WRC CHECKED: WRC		CONTRACT R-41463	PROJECT 1800256

1/21/2022
c:\users\mitchell.wilcox\appdata\local\bentley\projectwise\workingdir\mb-us-pw.bentley.com_mb-us-pw-03\mitchell.wilcox@mbakerintl.com\dms41015\1800256_RD_SHT_LIT_DETAILS_01.dgn

Submitted by ESL Spectrum

ESL/SPECTRUM

Job Name: City of Greensburg - Lincoln Street Rehab
Contractor: Custer Electric, Inc. (Rushville)

Catalog Number: RTA20C8B4-M-ARM43700-BA

Notes:

Type: 83

INDY19-99683

RTA — Round Tapered Aluminum Pole with Arms
Single Mast — 4-Bolt Base

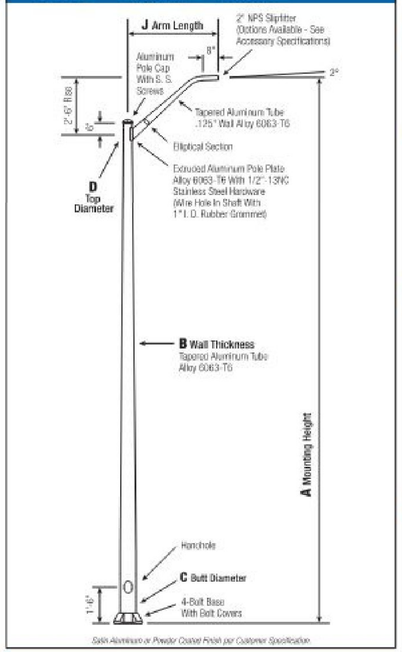

Satin Aluminum or Powder Coated Finish per Customer Specification

C Butt Dia.	D Top Dia.	F Bolt Cir. Dia.	G Base Sq.	H Bolt Proj.	I Bolt Size
6	4.5	9 - 10	8.25	2.75	1 x 36 x 4
7	4.5	10 - 11	10.5	2.75	1 x 36 x 4
8	4.5	11 - 12	11.25	2.75	1 x 36 x 4

Dimensions in Inches

Pole
Shaft and arm will be constructed of seamless extruded tube of 6063 Aluminum Alloy per the requirements of ASTM B221. The shaft assembly shall be full-length heat treated after base weld to produce a T6 temper.

Base Style
4-Bolt Cast Aluminum Base Flange of Alloy 356-T6 with Aluminum Bolt Covers (Alloy 356-F) and Stainless Steel Hex Head Attaching Screws.

Handhole
***6" Butt Diameter** - Reinforced, 3" x 5" curved Cast Aluminum Frame (Alloy 356-T6) with Aluminum Door and two (2) SS Hex Head Screws. A Grounding Provision incorporating a 3/8" diameter hole is provided opposite the handhole.*

***7"+ Butt Diameters** - Reinforced, 4" x 6" curved Cast Aluminum Frame (Alloy 356-T6 with Aluminum Door and two (2) SS Hex Head Screws. Reinforced Frame will contain a tapped 3/8"- 16NC Grounding Provision.*

Anchorage
Anchorage Kit will include four (4) L-shaped Steel Anchor Bolts conforming to ASTM A36 (Grade 55. Ten inches (10") of threaded end will be galvanized per ASTM A153. Kit will contain four (4) Hex Nuts, four (4) Lock Washers, and four (4) Flat Washers (all components Galvanized Steel). A bolt circle template will be provided.

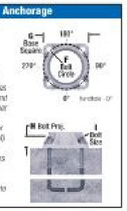

Vibration Damper
When determined necessary by Hapco, a Vibration Damper will be factory-installed inside the pole shaft. Customer specification of the damper is available.

WARNING: *Do not install light pole without luminaire.*

Submitted by ESL Spectrum

ESL/SPECTRUM

Job Name: City of Greensburg - Lincoln Street Rehab
Contractor: Custer Electric, Inc. (Rushville)

Catalog Number: RTA20C8B4-M-ARM43700-BA

Notes:

Type: 83

INDY19-99683

A Mtg. Hgt.	B Wall Thickness	C Butt Diameter	J Arm Length	Lum. Mount	Maximum EPA 90	100	110	120	130	Old Cat. Number	Catalog Number
20	0.156"	6	4'	60	11.0	9.0	8.2	6.6	5.2	21-082	RTA20C6B4M14-**
20	0.156"	6	6'	60	9.0	7.5	6.6	5.3	4.4	21-085	RTA20C6B4M16-**
20	0.156"	6	8'	40	6.8	5.2	4.8	4.0	3.2	21-087	RTA20C6B4M18-**
20	0.188"	6	4'	60	11.0	8.8	8.2	6.8	5.6	21-002	RTA20D6B4M14-**
20	0.188"	6	6'	60	9.0	7.2	6.6	5.4	4.6	21-005	RTA20D6B4M16-**
20	0.188"	6	8'	40	6.8	5.2	4.8	4.0	3.2	21-007	RTA20D6B4M18-**
25	0.156"	6	6'	40	6.6	4.3	3.8	2.5	1.7	21-285W3	RTA25C6B4M16-**
25	0.188"	6	4'	80	9.6	6.9	6.2	4.7	3.6	21-282	RTA25D6B4M14-**
25	0.188"	6	6'	60	8.8	6.2	5.4	4.0	2.9	21-285	RTA25D6B4M16-**
25	0.188"	6	8'	45	6.2	5.0	4.7	3.2	2.2	21-287	RTA25D6B4M18-**
25	0.156"	7	4'	60	10.4	8.2	7.6	6.3	5.0	21-302	RTA25C7B4M14-**
25	0.156"	7	6'	60	8.8	6.8	6.2	5.2	4.2	21-305	RTA25C7B4M16-**
25	0.156"	7	8'	40	6.4	5.0	4.6	3.8	3.0	21-307	RTA25C7B4M18-**
25	0.188"	7	4'	80	10.4	8.2	7.6	6.4	5.4	21-292	RTA25D7B4M14-**
25	0.188"	7	6'	60	8.6	6.8	6.2	5.2	4.4	21-295	RTA25D7B4M16-**
25	0.188"	7	8'	40	6.4	5.0	4.6	3.8	3.0	21-297	RTA25D7B4M18-**
30	0.156"	7	4'	60	7.6	5.1	4.4	3.1	2.2	21-692	RTA30C7B4M14-**
30	0.156"	7	6'	40	7.0	4.6	3.9	2.6	1.7	21-695	RTA30C7B4M16-**
30	0.156"	7	8'	40	6.1	3.8	3.1	1.8	0.9	21-697	RTA30C7B4M18-**
30	0.156"	8	4'	80	10.0	7.8	7.4	6.0	4.8	21-642	RTA30C8B4M14-**
30	0.156"	8	6'	60	8.2	6.4	6.0	5.0	4.2	21-645	RTA30C8B4M16-**
30	0.156"	8	8'	40	6.0	4.8	4.4	3.0	2.8	21-647	RTA30C8B4M18-**
30	0.188"	8	4'	80	10.0	7.8	7.4	6.0	5.0	21-582	RTA30D8B4M14-**
30	0.188"	8	6'	60	8.2	6.4	6.0	5.0	4.2	21-585	RTA30D8B4M16-**
30	0.188"	8	8'	40	6.0	4.8	4.4	3.8	2.8	21-587	RTA30D8B4M18-**
30	0.188"	8	10'	40	6.0	4.8	4.4	3.8	2.8	21-590	RTA30D8B4M18-**
35	0.156"	8	4'	60	8.0	5.5	4.6	3.2	2.3	21-922	RTA35C8B4M14-**
35	0.156"	8	6'	40	7.4	4.7	4.1	2.7	1.7	21-925	RTA35C8B4M16-**
35	0.156"	8	8'	40	5.8	3.9	3.3	1.9	0.9	21-927	RTA35C8B4M18-**
35	0.188"	8	4'	80	9.6	7.8	7.0	5.3	3.9	21-882	RTA35D8B4M14-**
35	0.188"	8	6'	60	7.8	6.2	6.2	4.5	3.3	21-885	RTA35D8B4M16-**
35	0.188"	8	8'	40	5.8	4.6	4.2	3.4	2.6	21-887	RTA35D8B4M18-**
35	0.188"	8	10'	40	5.6	4.6	4.2	3.4	2.8	21-890	RTA35D8B4M18-**
35	0.250"	8	4'	60	9.6	7.6	7.0	5.8	5.0	21-882	RTA35H8B4M14-**
35	0.250"	8	6'	60	7.8	6.2	5.8	4.8	4.0	21-885	RTA35H8B4M16-**
35	0.250"	8	8'	40	5.8	4.6	4.2	3.4	2.8	21-887	RTA35H8B4M18-**
40	0.188"	8	4'	60	7.0	4.4	3.8	2.3	1.3	50700-041	RTA40D8B4M14-**
40	0.188"	8	6'	40	6.4	3.8	3.2	1.8	1.0	50700-001	RTA40D8B4M16-**
40	0.188"	8	8'	40	5.6	3.1	2.5	1.1	*	50700-002	RTA40D8B4M18-**
40	0.219"	8	6'	55	7.6	5.6	5.0	3.4	2.2	50700-005	RTA40E8B4M16-**
40	0.219"	8	8'	40	5.6	4.4	4.2	2.8	1.6	50700-006	RTA40E8B4M18-**
40	0.250"	8	4'	80	9.2	7.4	6.6	5.4	4.2	50700-045	RTA40F8B4M14-**
40	0.250"	8	6'	60	7.6	6.0	5.6	4.8	3.5	50700-009	RTA40F8B4M16-**
40	0.250"	8	8'	40	5.6	4.4	4.0	3.2	2.6	50700-025	RTA40F8B4M18-**

RTA20C8B4-M-ARM43700-BA

Catalog Number System
The catalog number for Hapco poles utilizes the following identification system.

RTA | 30 | D | 8 | B | 4 | M | 16 | – | 01
Mounting Height | Butt Dia. | Base Style | Arm Quantity | Wall Thickness | Top Dia. | Arm Length | Finish

Catalog Number Example -
RTA 30 D 8 B 4 M 16 – 01
Round Tapered Aluminum, 30" Mounting Height, .188" Wall Thickness, 8" Butt Diameter, 4.5" Top Diameter, 4-Bolt Base, Mast Arm, Single, 6' Arm Length, Satin Aluminum Finish.

Wall Thickness
C = .156"
D = .188"
F = .219"
P = .250"

Butt Diameter
6 = 6"
7 = 7"
8 = 8"

Top Diameter
B = 4.5"
L = 6"

Base Style
4 = 4-Bolt Base

Arm Style
M = Mast

Arm Quantity
1 = Single

Arm Length
4 = 4'
6 = 6'
8 = 8'
A = 10'

Finish
01 = Satin Aluminum
BA = Black Powder Coat
BH = White Powder Coat
BM = Dark Bronze Powder Coat
BY = Dark Green Powder Coat
GC = Gray Powder Coat
** = Specify Finish

EPA Notes:
Effective Projected Area (EPA) in square feet. EPA is calculated using wind velocity (mph) indicated in accordance with 2009 AASHTO LTS-5 using a 50-year design life. Maximum EPA is based on the luminaire weight shown. Increased luminaire weight may reduce the maximum EPA. If weight is increased or if other design factors exist as required, please consult the factory.

RTA - Round Tapered Aluminum Pole with Arms
Single Mast
4-Bolt Base

Submitted by ESL Spectrum

ESL/SPECTRUM

Job Name: City of Greensburg - Lincoln Street Rehab
Contractor: Custer Electric, Inc. (Rushville)

Catalog Number: ARM 43700

Notes:

Type: 83

INDY19-99683

Submitted by ESL Spectrum

ESL SPECTRUM

Catalog Number: RTA20C8B4-BC-ARM43700-BA

Notes:

Type: 157

INDY14-97931

10/23/2014

Hapco - Aluminum and Steel Light Poles

hapco

Light Pole Arms

ARM43700

Style: Curved Pipe with Scroll
Quantity: single

BA = BLACK FINISH

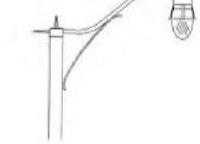

Customer Service
800-368-7171
276-628-7171
STAFF DIRECTORY
EMAIL HAPCO

Need a quote or have a question? An expert is ready to help you. Our engineers are happy to assist with your specific needs for your project, from design to budgeting to final concept.

Our products are manufactured in the USA and meet the criteria for the Buy American Requirement under Section 1605 of the American Recovery and Reinvestment Act of 2009.

© 2008 - 2010 Hapco. All rights reserved.
Website design and development by Zebra Digital Agency.

http://hapco.com/products.php?view-accessories&open-details&id=20081114115751

1/1

RECOMMENDED FOR APPROVAL _____ DESIGN ENGINEER DATE	INDIANA DEPARTMENT OF TRANSPORTATION	HORIZONTAL SCALE	BRIDGE FILE
		VERTICAL SCALE	DESIGNATION 1800255
DESIGNED: DC DRAWN: JEC	LIGHTING DETAILS	SURVEY BOOK	SHEETS 70 of 128
CHECKED: WRC CHECKED: WRC		CONTRACT R-41463	PROJECT 1800256

1/21/2022

c:\users\mitchell.wilcox\appdata\local\bentley\projectwise\workingdir\mb-us-pw.bentley.com_mb-us-pw-03\mitchell.wilcox\{mbakerintl.com\dms410151800256_RD_SHT_LIT_DETAILS_02.dgn

LUMINAIRE SCHEDULE																					
LUMINAIRE NO.	127	128	129	130	131	132	133	134	135	136	137	138	139	140	141	142	143	144	145	146	147
CONNECTION TYPE	1	1	2	2	2	2	2	2	2	2	2	2	2	2	2	2	2	2	2	2	2
POLE HEIGHT	20-ft	20-ft	20-ft	20-ft	20-ft	20-ft	20-ft	20-ft	20-ft	20-ft	20-ft	20-ft	20-ft	20-ft	20-ft	20-ft	20-ft	20-ft	20-ft	20-ft	20-ft
MAST ARM LENGTH	4-ft	4-ft	4-ft	4-ft	4-ft	4-ft	4-ft	4-ft	4-ft	4-ft	4-ft	4-ft	4-ft	4-ft	4-ft	4-ft	4-ft	4-ft	4-ft	4-ft	4-ft

LUMINAIRE SCHEDULE																					
LUMINAIRE NO.	148	149	150	151	152	153	154	155	156	157	158	159	160	161	162	163	164	165	166	167	168
CONNECTION TYPE	2	2	2	2	2	2	2	2	2	2	2	2	2	2	2	2	2	2	1	2	1
POLE HEIGHT	20-ft	20-ft	20-ft	20-ft	20-ft	20-ft	20-ft	20-ft	20-ft	20-ft	20-ft	20-ft	20-ft	20-ft	20-ft	20-ft	20-ft	20-ft	20-ft	20-ft	20-ft
MAST ARM LENGTH	4-ft	4-ft	4-ft	4-ft	4-ft	4-ft	4-ft	4-ft	4-ft	4-ft	4-ft	4-ft	4-ft	4-ft	4-ft	4-ft	4-ft	4-ft	4-ft	4-ft	4-ft

HANDHOLE SCHEDULE																		
HANDHOLE NO.	H11	H12	H13	H14	H15	H16	H17	H18	H19	H20	H21	H22	H23	H24	H25	H26	H27	H28

RECOMMENDED FOR APPROVAL
DESIGN ENGINEER DATE

DESIGNED: WRC DRAWN: JEC
CHECKED: MAE CHECKED: WRC

INDIANA
DEPARTMENT OF TRANSPORTATION

LIGHTING TABLES

HORIZONTAL SCALE	BRIDGE FILE
VERTICAL SCALE	DESIGNATION
	1800256
SURVEY BOOK	SHEETS
	71 of 128
CONTRACT	PROJECT
R-41463	1800256

1/21/2022
c:\users\mitchell.wilcox\appdata\local\bentley\projectwise\workingdir\mb-us-pw.bentley.com_mb-us-pw-03\mitchell.wilcox@mbakerintl.com\dms41015\1800256_RD_SHT_LIT_TABLES.dgn

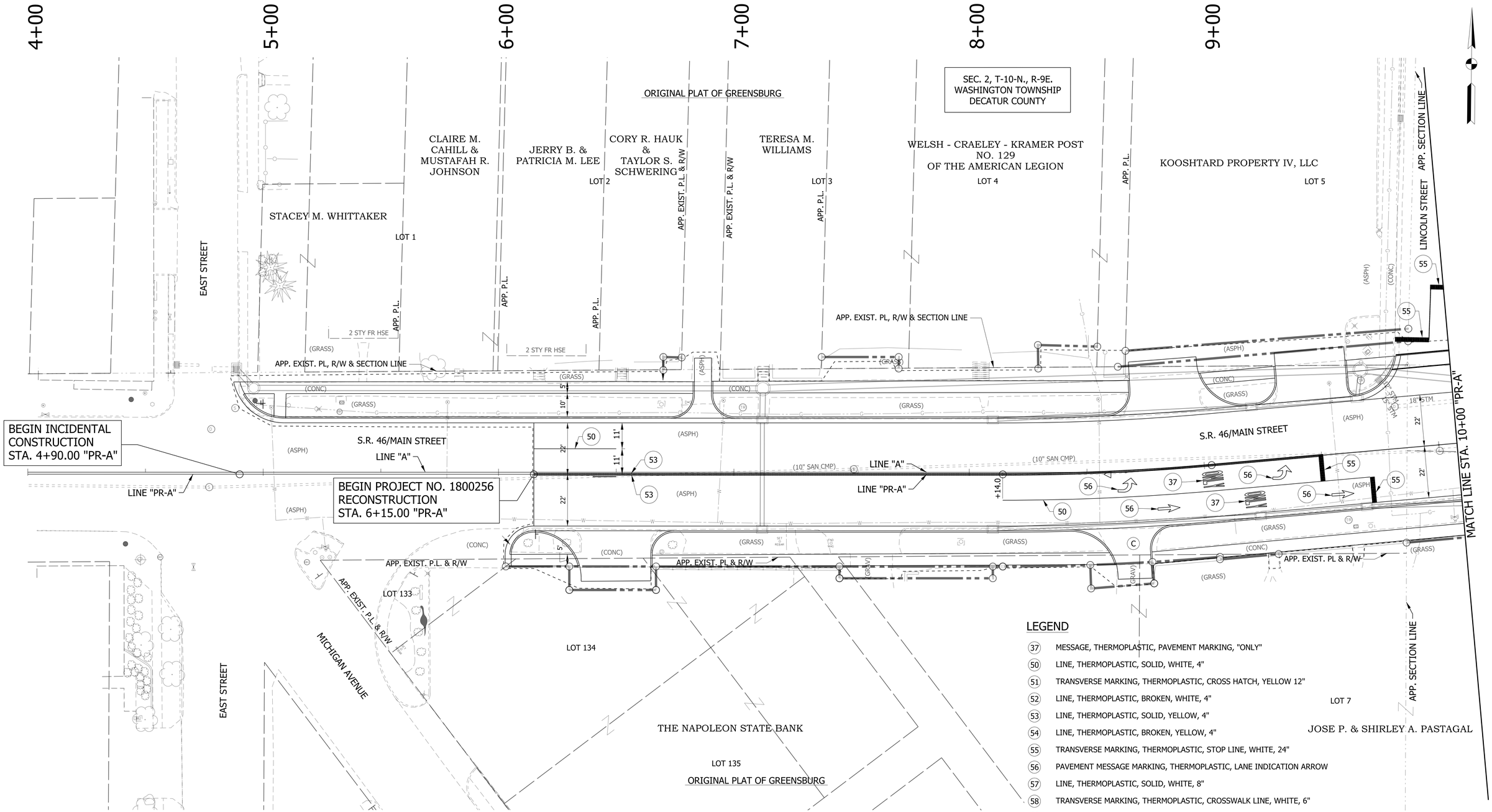

LEGEND

37	MESSAGE, THERMOPLASTIC, PAVEMENT MARKING, "ONLY"
50	LINE, THERMOPLASTIC, SOLID, WHITE, 4"
51	TRANSVERSE MARKING, THERMOPLASTIC, CROSS HATCH, YELLOW 12"
52	LINE, THERMOPLASTIC, BROKEN, WHITE, 4"
53	LINE, THERMOPLASTIC, SOLID, YELLOW, 4"
54	LINE, THERMOPLASTIC, BROKEN, YELLOW, 4"
55	TRANSVERSE MARKING, THERMOPLASTIC, STOP LINE, WHITE, 24"
56	PAVEMENT MESSAGE MARKING, THERMOPLASTIC, LANE INDICATION ARROW
57	LINE, THERMOPLASTIC, SOLID, WHITE, 8"
58	TRANSVERSE MARKING, THERMOPLASTIC, CROSSWALK LINE, WHITE, 6"
59	EXISTING SHEET SIGN ON NEW POST
60	NEW SHEET SIGN ON EXISTING POST
61	NO CHANGE REQ'D.
62	NEW SIGN ON NEW POST

NOTE:
SEE SURVEY CONTROL DETAILS AND PLAN AND PROFILES FOR ALIGNMENT AND SURVEY INFORMATION.

PAVEMENT MARKINGS WILL BE CALLED OFF LINE "PR-A"

RECOMMENDED FOR APPROVAL _____ DESIGN ENGINEER _____ DATE

DESIGNED: WRC DRAWN: JEC

CHECKED: MAE CHECKED: WRC

INDIANA
DEPARTMENT OF TRANSPORTATION

PAVEMENT MARKINGS & SIGNAGE
LINE "A"

HORIZONTAL SCALE	BRIDGE FILE
1"=20'	
VERTICAL SCALE	DESIGNATION
1"=20'	1800256
SURVEY BOOK	SHEETS
	72 of 128
CONTRACT	PROJECT
R-41463	1800256

1/21/2022
c:\users\mitchell.wilcox\appdata\local\bentley\projectwise\workingdir\mb-us-pw.bentley.com_mb-us-pw-03\mitchell.wilcox@mbakerintl.com\dms41015\1800256_RD_SHT_PM_SIGNS_A_01.dgn

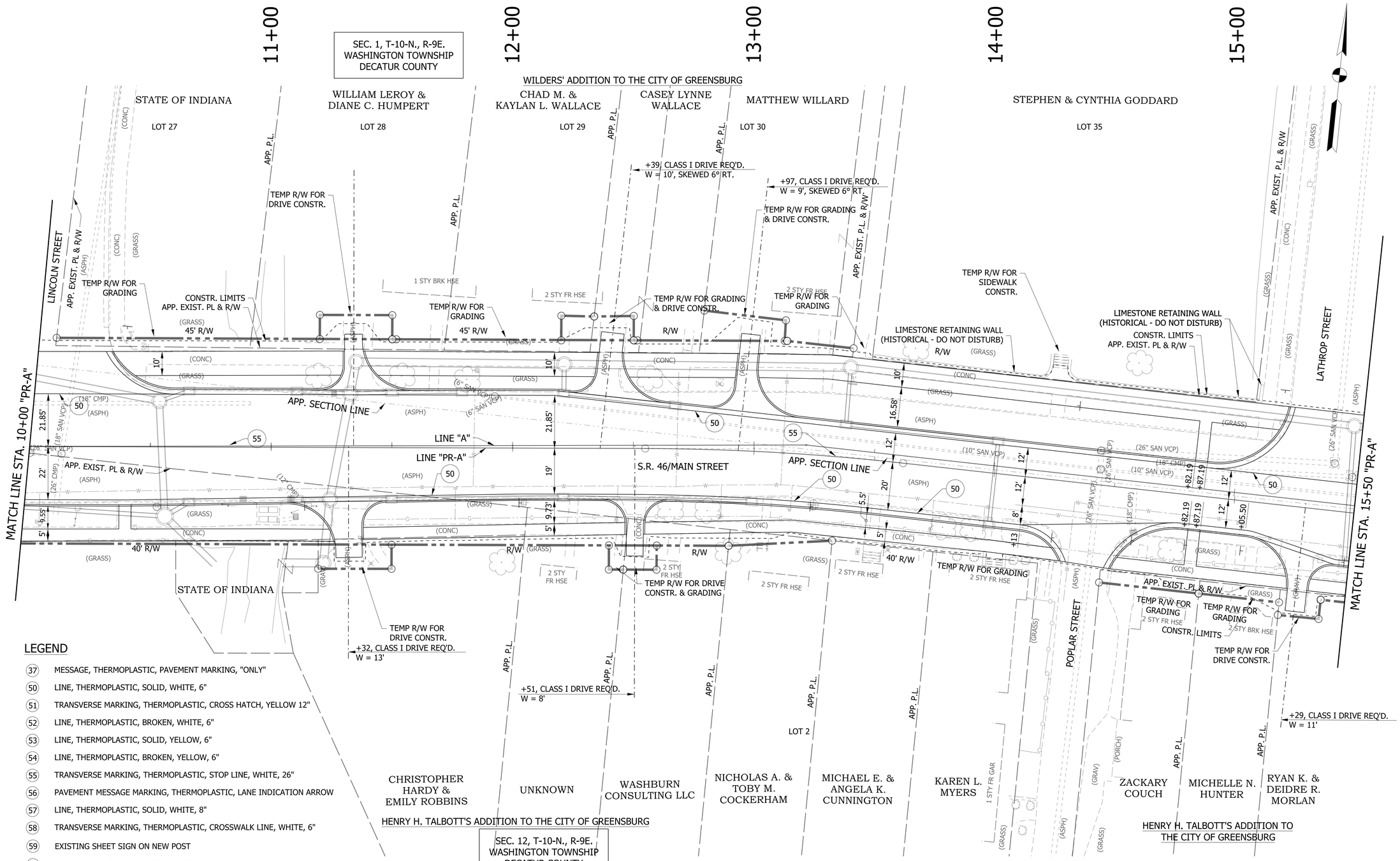

LEGEND

37 MESSAGE, THERMOPLASTIC, PAVEMENT MARKING, "ONLY"
50 LINE, THERMOPLASTIC, SOLID, WHITE, 6"
51 TRANSVERSE MARKING, THERMOPLASTIC, CROSS HATCH, YELLOW 12"
52 LINE, THERMOPLASTIC, BROKEN, WHITE, 6"
53 LINE, THERMOPLASTIC, SOLID, YELLOW, 6"
54 LINE, THERMOPLASTIC, BROKEN, YELLOW, 6"
55 TRANSVERSE MARKING, THERMOPLASTIC, STOP LINE, WHITE, 26"
56 PAVEMENT MESSAGE MARKING, THERMOPLASTIC, LANE INDICATION ARROW
57 LINE, THERMOPLASTIC, SOLID, WHITE, 8"
58 TRANSVERSE MARKING, THERMOPLASTIC, CROSSWALK LINE, WHITE, 6"
59 EXISTING SHEET SIGN ON NEW POST
60 NEW SHEET SIGN ON EXISTING POST
61 NO CHANGE REQ'D.
62 NEW SIGN ON NEW POST

NOTES:

1. SEE GEOMETRIC TIE-UP DETAILS FOR ALIGNMENT DATA.

RECOMMENDED FOR APPROVAL _____ DESIGN ENGINEER DATE

DESIGNED: WRC DRAWN: JEC
CHECKED: MAE CHECKED: WRC

INDIANA
DEPARTMENT OF TRANSPORTATION

PAVEMENT MARKINGS AND SIGNAGE

HORIZONTAL SCALE	BRIDGE FILE
1"=20'	
VERTICAL SCALE	DESIGNATION
1"=20'	1800256
SURVEY BOOK	SHEETS
	73 of 128
CONTRACT	PROJECT
R-41463	1800256

1/21/2022

c:\users\mitchell.wilcox\appdata\local\bentley\projectwise\workingdir\mb-us-pw.bentley.com_mb-us-pw-03\mitchell.wilcox@mbakerintl.com\dms41015\1800256_RD_SHT_PM_SIGNS_A_02.dgn

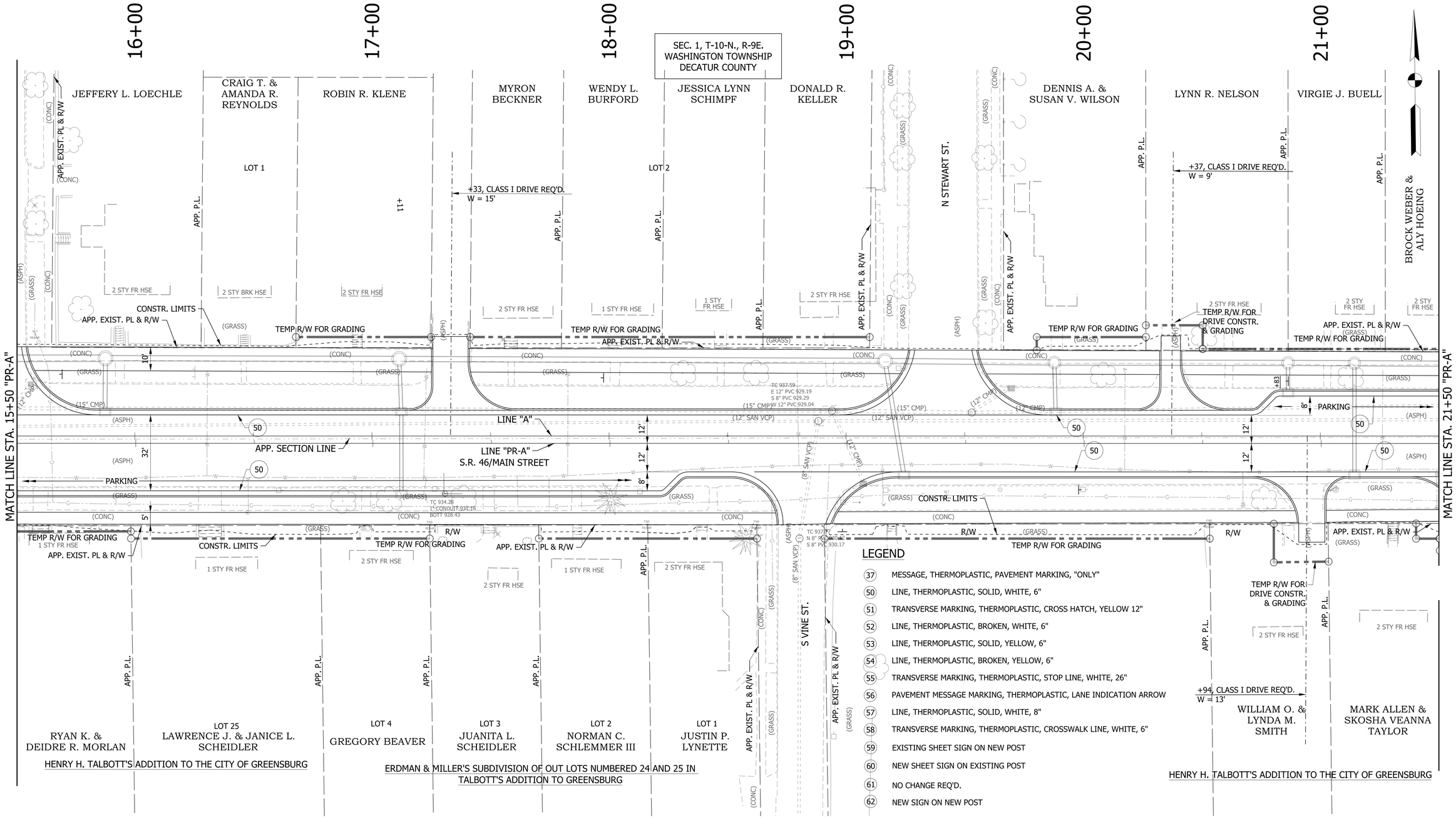

LEGEND

37	MESSAGE, THERMOPLASTIC, PAVEMENT MARKING, "ONLY"
50	LINE, THERMOPLASTIC, SOLID, WHITE, 6"
51	TRANSVERSE MARKING, THERMOPLASTIC, CROSS HATCH, YELLOW 12"
52	LINE, THERMOPLASTIC, BROKEN, WHITE, 6"
53	LINE, THERMOPLASTIC, SOLID, YELLOW, 6"
54	LINE, THERMOPLASTIC, BROKEN, YELLOW, 6"
55	TRANSVERSE MARKING, THERMOPLASTIC, STOP LINE, WHITE, 26"
56	PAVEMENT MESSAGE MARKING, THERMOPLASTIC, LANE INDICATION ARROW
57	LINE, THERMOPLASTIC, SOLID, WHITE, 8"
58	TRANSVERSE MARKING, THERMOPLASTIC, CROSSWALK LINE, WHITE, 6"
59	EXISTING SHEET SIGN ON NEW POST
60	NEW SHEET SIGN ON EXISTING POST
61	NO CHANGE REQ'D.
62	NEW SIGN ON NEW POST

NOTES:

1. SEE PLAN & PROFILES FOR LINE "A" ALIGNMENT DATA.
2. OFFSETS CALLED OFF LINE "PR-A"

RECOMMENDED FOR APPROVAL _____ DESIGN ENGINEER DATE

DESIGNED: WRC DRAWN: JEC

CHECKED: MAE CHECKED: WRC

INDIANA
DEPARTMENT OF TRANSPORTATION

PAVEMENT MARKINGS AND SIGNAGE

HORIZONTAL SCALE	BRIDGE FILE
1"=20'	
VERTICAL SCALE	DESIGNATION
1"=20'	1800256
SURVEY BOOK	SHEETS
	74 of 128
CONTRACT	PROJECT
R-41463	1800256

1/21/2022
c:\users\mitchell.wilcox\appdata\local\bentley\projectwise\workingdir\mb-us-pw.bentley.com_mb-us-pw-03\mitchell.wilcox@mbakerintl.com\dms41015\1800256_RD_SHT_PM_SIGNS_A_03.dgn

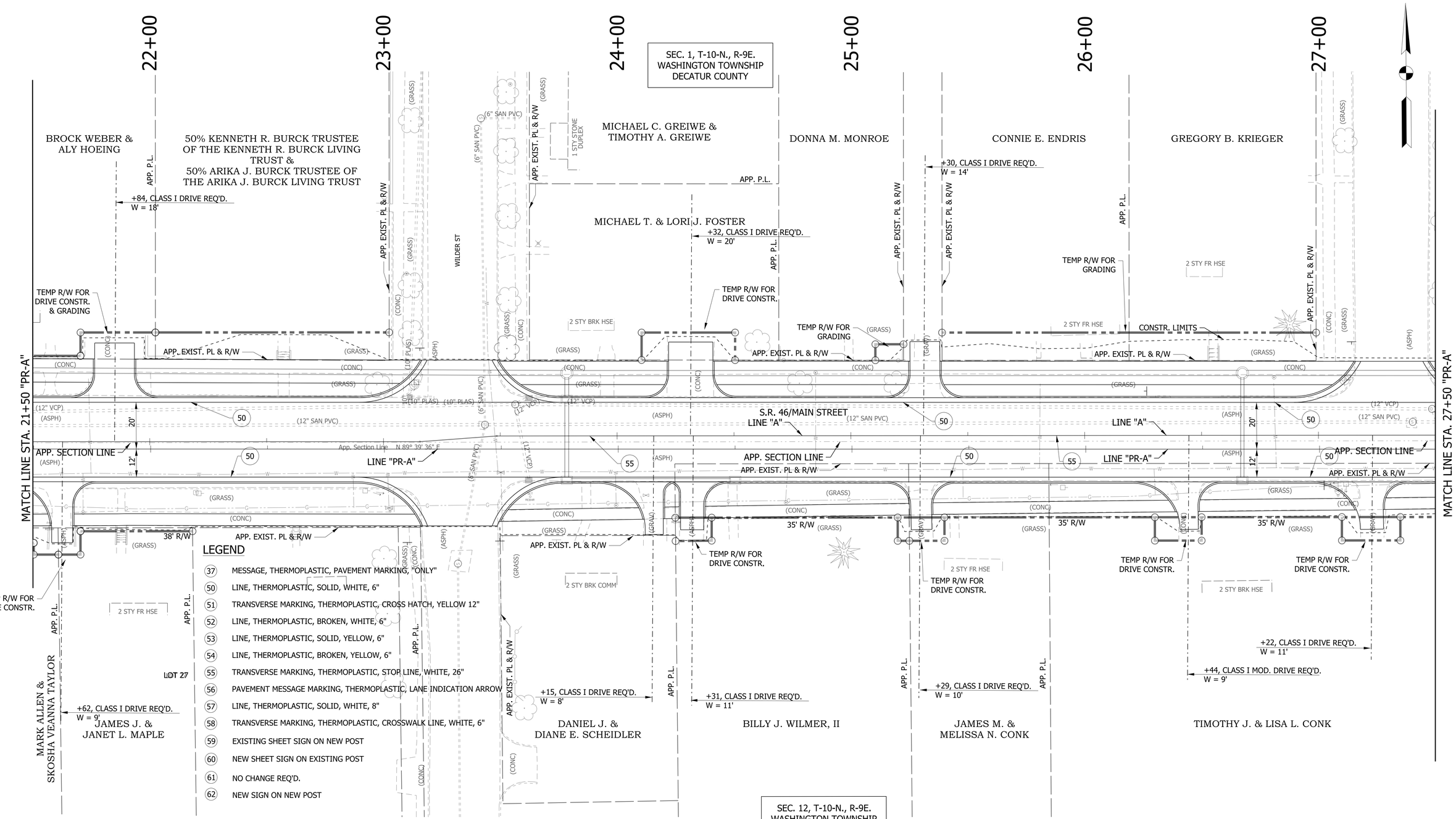

NOTES:

1. SEE GEOMETRIC TIE-UP DETAILS FOR ALIGNMENT DATA.

RECOMMENDED FOR APPROVAL _____ DESIGN ENGINEER DATE	INDIANA DEPARTMENT OF TRANSPORTATION	HORIZONTAL SCALE 1"=20'	BRIDGE FILE
		VERTICAL SCALE 1"=20'	DESIGNATION 1800256
DESIGNED: WRC DRAWN: JEC	PAVEMENT MARKINGS AND SIGNAGE	SURVEY BOOK	SHEETS 75 of 128
CHECKED: MAE CHECKED: WRC		CONTRACT R-41463	PROJECT 1800256

1/21/2022
c:\users\mitchell.wilcox\appdata\local\bentley\projectwise\workingdir\mb-us-pw-03\mitchell.wilcox@mbakerintl.com\dms41015\1800256_RD_SHT_PM_SIGNS_A_04.dgn

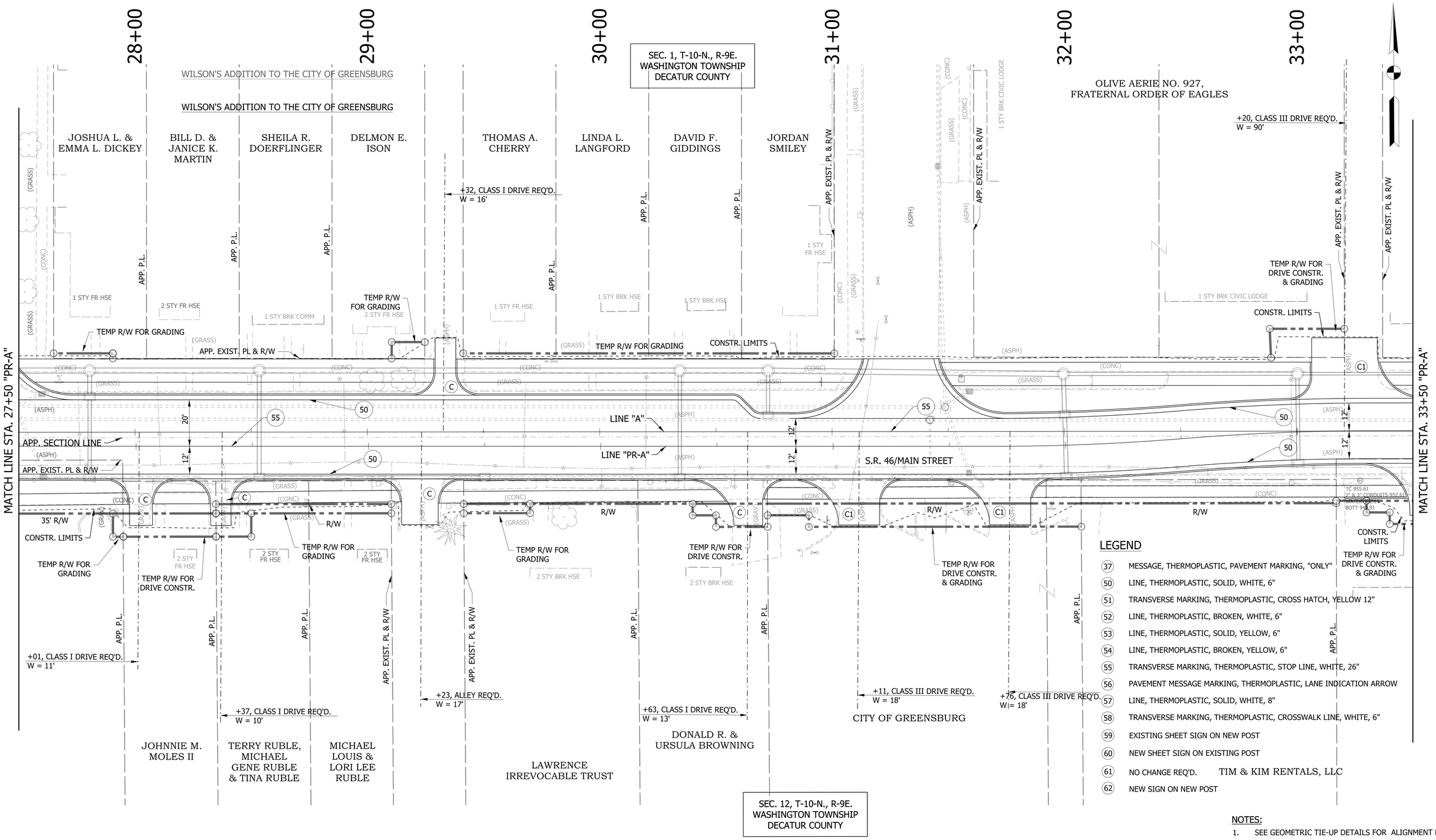

LEGEND

37	MESSAGE, THERMOPLASTIC, PAVEMENT MARKING, "ONLY"
50	LINE, THERMOPLASTIC, SOLID, WHITE, 6"
51	TRANSVERSE MARKING, THERMOPLASTIC, CROSS HATCH, YELLOW 12"
52	LINE, THERMOPLASTIC, BROKEN, WHITE, 6"
53	LINE, THERMOPLASTIC, SOLID, YELLOW, 6"
54	LINE, THERMOPLASTIC, BROKEN, YELLOW, 6"
55	TRANSVERSE MARKING, THERMOPLASTIC, STOP LINE, WHITE, 26"
56	PAVEMENT MESSAGE MARKING, THERMOPLASTIC, LANE INDICATION ARROW
57	LINE, THERMOPLASTIC, SOLID, WHITE, 8"
58	TRANSVERSE MARKING, THERMOPLASTIC, CROSSWALK LINE, WHITE, 6"
59	EXISTING SHEET SIGN ON NEW POST
60	NEW SHEET SIGN ON EXISTING POST
61	NO CHANGE REQ'D.
62	NEW SIGN ON NEW POST

NOTES:

1. SEE GEOMETRIC TIE-UP DETAILS FOR ALIGNMENT DATA.

LEGEND

K	HMA, FULL DEPTH RECONSTRUCTION: 165 LB/SYD QC/QA HMA, 3, 70 SURFACE, 9.5 MM, ON 275 LB/SYD QC/QA HMA, 3, 70 INTERMEDIATE, 19 MM, ON 550 LB/SYD QC/QA HMA, 3, 64 BASE, 25 MM, ON 300 LB/SYD QC/QA HMA, 4, 76, INTERMEDIATE, OG, 19 MM, ON 4 IN. COMPACTED AGGREGATE, NO. 53 BASE	C	6 IN. PCCP FOR DRIVEWAYS	13	CONCRETE CURB
		C1	9 IN. PCCP FOR DRIVEWAYS	26	SODDING, NURSERY
		F	CONCRETE SIDEWALK, 4"	15	MOD. COMBINED CONCRETE CURB & GUTTER

XXX.XX = PROPOSED ELEVATION
(XXX.XX) = EXISTING ELEVATION

RECOMMENDED FOR APPROVAL _____ DESIGN ENGINEER DATE

DESIGNED: WRC DRAWN: JEC
CHECKED: MAE CHECKED: WRC

INDIANA
DEPARTMENT OF TRANSPORTATION

PAVEMENT MARKINGS AND SIGNAGE

HORIZONTAL SCALE	BRIDGE FILE
1"=20'	
VERTICAL SCALE	DESIGNATION
1"=20'	1800256
SURVEY BOOK	SHEETS
	76 of 128
CONTRACT	PROJECT
R-41463	1800256

c:\users\mitchell.wilcox\appdata\local\bentley\projectwise\workingdir\mb-us-pw.bentley.com_mb-us-pw-03\mitchell.wilcox@mbakerintl.com\dms41015\1800256_RD_SHT_PM_SIGNS_A_05.dgn
1/21/2022

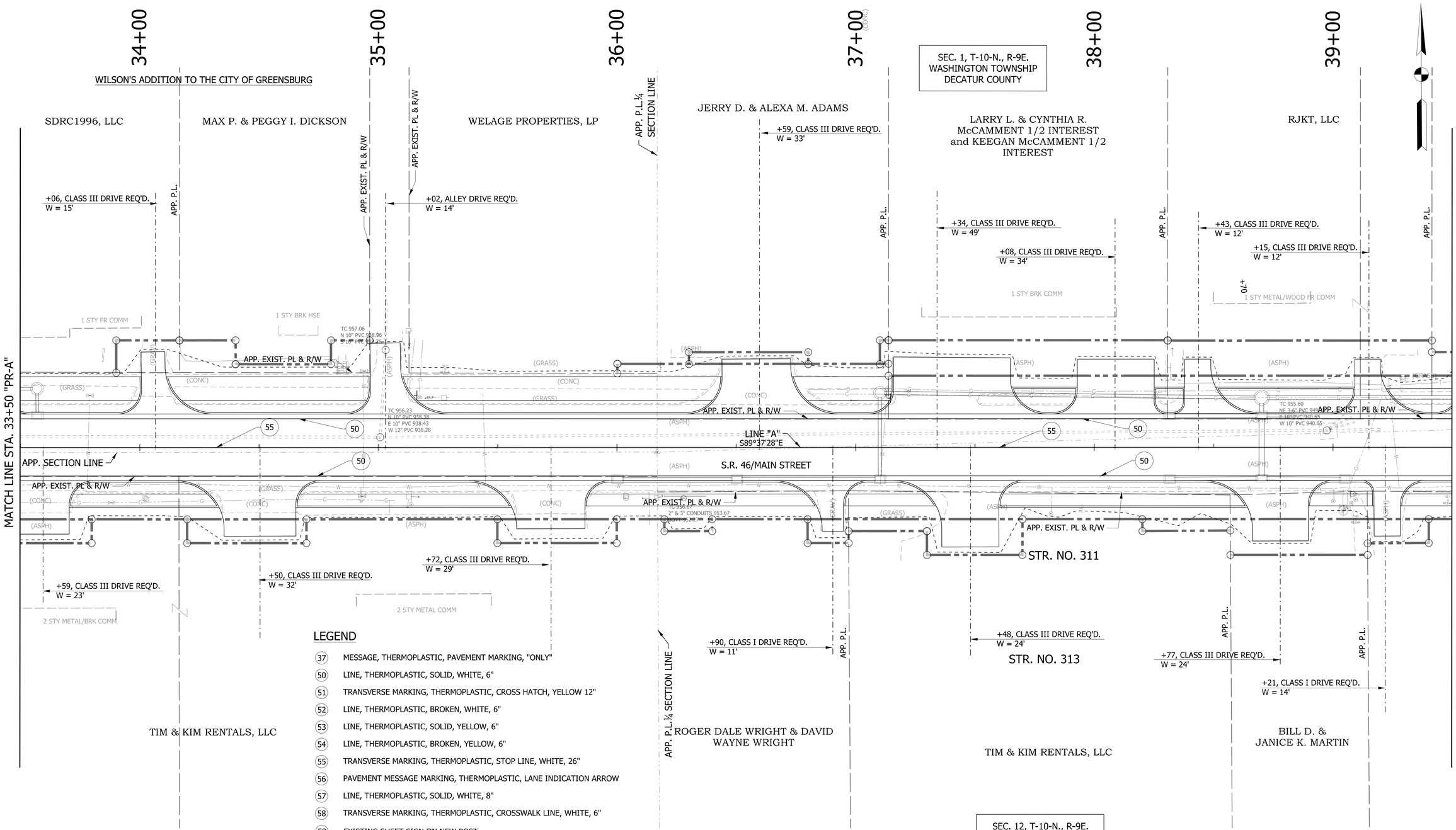

LEGEND

37	MESSAGE, THERMOPLASTIC, PAVEMENT MARKING, "ONLY"
50	LINE, THERMOPLASTIC, SOLID, WHITE, 6"
51	TRANSVERSE MARKING, THERMOPLASTIC, CROSS HATCH, YELLOW 12"
52	LINE, THERMOPLASTIC, BROKEN, WHITE, 6"
53	LINE, THERMOPLASTIC, SOLID, YELLOW, 6"
54	LINE, THERMOPLASTIC, BROKEN, YELLOW, 6"
55	TRANSVERSE MARKING, THERMOPLASTIC, STOP LINE, WHITE, 26"
56	PAVEMENT MESSAGE MARKING, THERMOPLASTIC, LANE INDICATION ARROW
57	LINE, THERMOPLASTIC, SOLID, WHITE, 8"
58	TRANSVERSE MARKING, THERMOPLASTIC, CROSSWALK LINE, WHITE, 6"
59	EXISTING SHEET SIGN ON NEW POST
60	NEW SHEET SIGN ON EXISTING POST
61	NO CHANGE REQ'D.
62	NEW SIGN ON NEW POST

NOTES:

1. SEE PLAN & PROFILES FOR LINE "A" ALIGNMENT DATA.

RECOMMENDED FOR APPROVAL _____ DESIGN ENGINEER _____ DATE

DESIGNED: WRC DRAWN: JEC

CHECKED: MAE CHECKED: WRC

INDIANA
DEPARTMENT OF TRANSPORTATION

PAVEMENT MARKINGS AND SIGNAGE

HORIZONTAL SCALE	BRIDGE FILE
1"=20'	
VERTICAL SCALE	DESIGNATION
1"=20'	1800256
SURVEY BOOK	SHEETS
	77 of 128
CONTRACT	PROJECT
R-41463	1800256

1/21/2022
c:\users\mitchell.wilcox\appdata\local\bentley\projectwise\workingdir\mb-us-pw.bentley.com_mb-us-pw-03\mitchell.wilcox@mbakerintl.com\dms41015\1800256_RD_SHT_PM_SIGNS_A_06.dgn

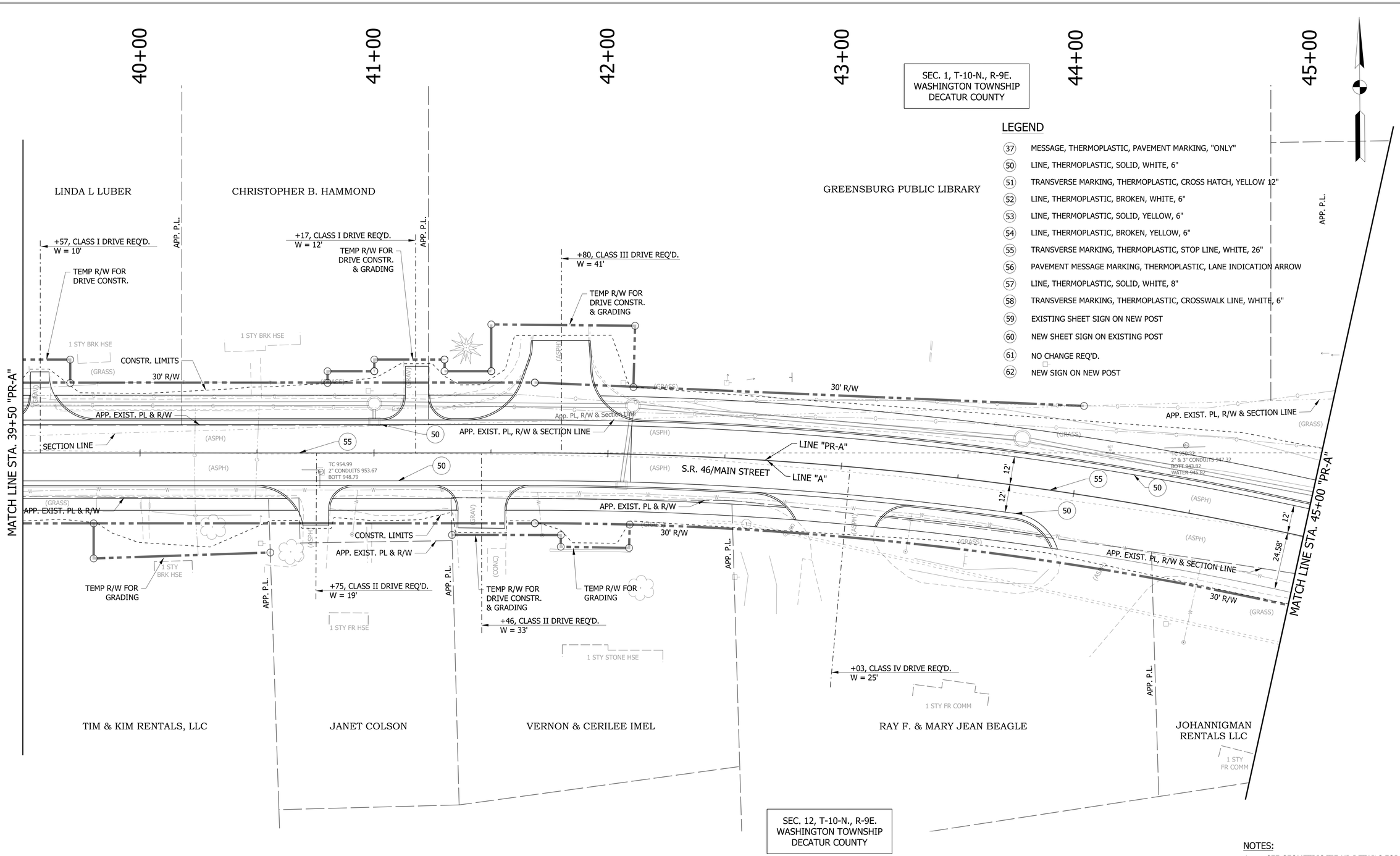

LEGEND

37	MESSAGE, THERMOPLASTIC, PAVEMENT MARKING, "ONLY"
50	LINE, THERMOPLASTIC, SOLID, WHITE, 6"
51	TRANSVERSE MARKING, THERMOPLASTIC, CROSS HATCH, YELLOW 12"
52	LINE, THERMOPLASTIC, BROKEN, WHITE, 6"
53	LINE, THERMOPLASTIC, SOLID, YELLOW, 6"
54	LINE, THERMOPLASTIC, BROKEN, YELLOW, 6"
55	TRANSVERSE MARKING, THERMOPLASTIC, STOP LINE, WHITE, 26"
56	PAVEMENT MESSAGE MARKING, THERMOPLASTIC, LANE INDICATION ARROW
57	LINE, THERMOPLASTIC, SOLID, WHITE, 8"
58	TRANSVERSE MARKING, THERMOPLASTIC, CROSSWALK LINE, WHITE, 6"
59	EXISTING SHEET SIGN ON NEW POST
60	NEW SHEET SIGN ON EXISTING POST
61	NO CHANGE REQ'D.
62	NEW SIGN ON NEW POST

NOTES:

1. SEE GEOMETRIC TIE-UP DETAILS FOR ALIGNMENT DATA.

RECOMMENDED FOR APPROVAL _____ DESIGN ENGINEER DATE

DESIGNED: WRC DRAWN: JEC

CHECKED: MAE CHECKED: WRC

INDIANA
DEPARTMENT OF TRANSPORTATION

PAVEMENT MARKINGS AND SIGNAGE

HORIZONTAL SCALE	BRIDGE FILE
1"=20'	
VERTICAL SCALE	DESIGNATION
1"=20'	1800256
SURVEY BOOK	SHEETS
	78 of 128
CONTRACT	PROJECT
R-41463	1800256

1/21/2022
c:\users\mitchell.wilcox\appdata\local\bentley\projectwise\workingdir\mb-us-pw.bentley.com_mb-us-pw-03\mitchell.wilcox@mbakerintl.com\dms41015\1800256_RD_SHT_PM_SIGNS_A_07.dgn

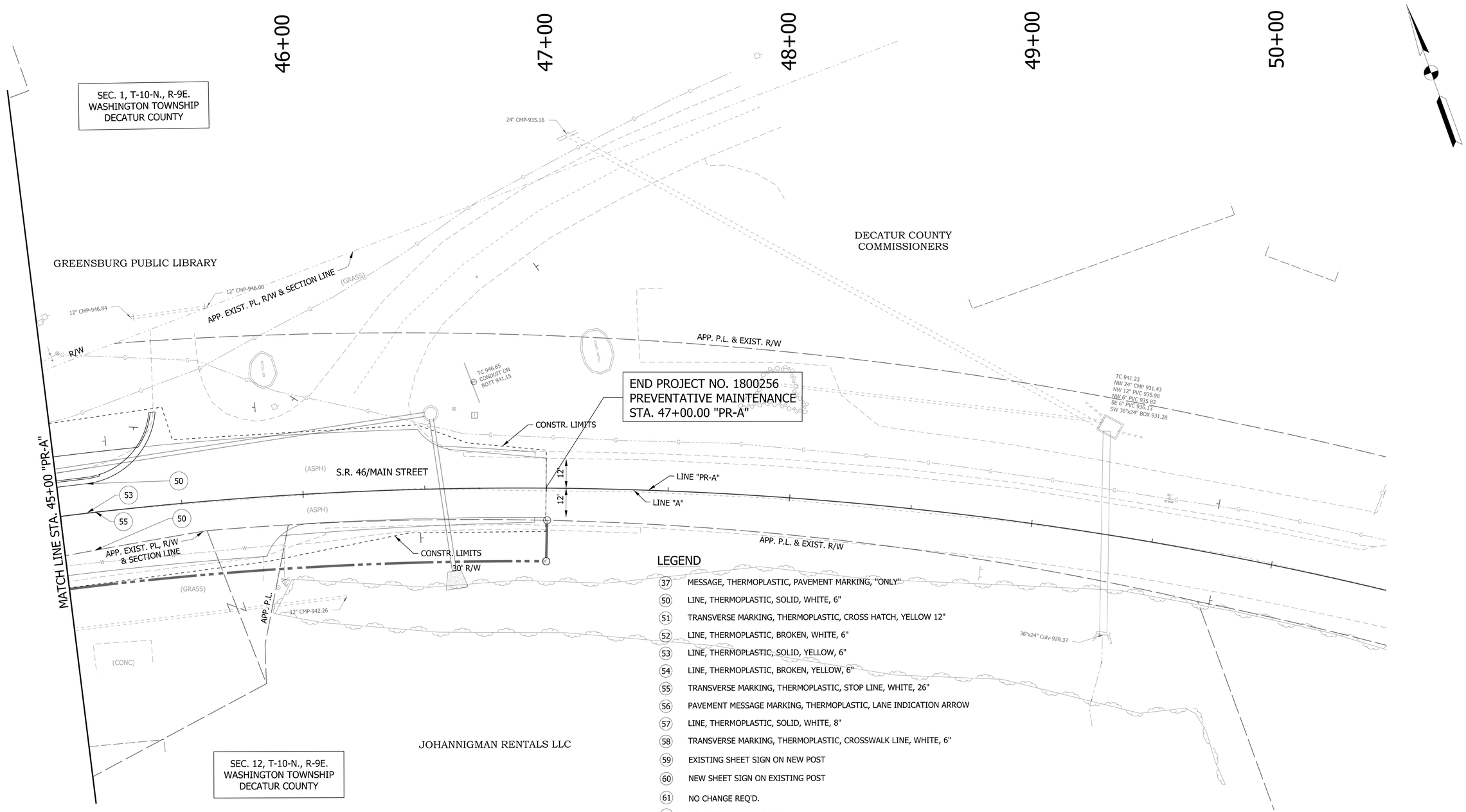

LEGEND

37	MESSAGE, THERMOPLASTIC, PAVEMENT MARKING, "ONLY"
50	LINE, THERMOPLASTIC, SOLID, WHITE, 6"
51	TRANSVERSE MARKING, THERMOPLASTIC, CROSS HATCH, YELLOW 12"
52	LINE, THERMOPLASTIC, BROKEN, WHITE, 6"
53	LINE, THERMOPLASTIC, SOLID, YELLOW, 6"
54	LINE, THERMOPLASTIC, BROKEN, YELLOW, 6"
55	TRANSVERSE MARKING, THERMOPLASTIC, STOP LINE, WHITE, 26"
56	PAVEMENT MESSAGE MARKING, THERMOPLASTIC, LANE INDICATION ARROW
57	LINE, THERMOPLASTIC, SOLID, WHITE, 8"
58	TRANSVERSE MARKING, THERMOPLASTIC, CROSSWALK LINE, WHITE, 6"
59	EXISTING SHEET SIGN ON NEW POST
60	NEW SHEET SIGN ON EXISTING POST
61	NO CHANGE REQ'D.
62	NEW SIGN ON NEW POST

NOTES:

1. SEE GEOMETRIC TIE-UP DETAILS FOR ALIGNMENT DATA.

RECOMMENDED FOR APPROVAL _____ DESIGN ENGINEER DATE

DESIGNED: WRC DRAWN: JEC

CHECKED: MAE CHECKED: WRC

INDIANA
DEPARTMENT OF TRANSPORTATION

CONSTRUCTION DETAIL

HORIZONTAL SCALE	BRIDGE FILE
1"=20'	
VERTICAL SCALE	DESIGNATION
1"=20'	1800256
SURVEY BOOK	SHEETS
	79 of 128
CONTRACT	PROJECT
R-41463	1800256

1/21/2022
c:\users\mitchell.wilcox\appdata\local\bentley\projectwise\workingdir\mb-us-pw.bentley.com_mb-us-pw-03\mitchell.wilcox@mbakerintl.com\dms41015\1800256_RD_SHT_PM_SIGNS_A_08.dgn

STRUCTURE DATA

STRUCTURE NUMBER	LOCATION STATION FT	LEFT	RIGHT	CROSS	OFFSET FT	SIZE IN.	DESCRIPTION PIPE TYPE	MANHOLE, INLET, Catch Basin, OR SPECIALTY STRUCTURE AND TYPE	LENGTH LFT	VIDEO INSPECTION LENGTH LFT	SKEW	COVER FT	FLOW LINE UP STREAM ELEV.	FLOW LINE DOWN STREAM ELEV.	SUMP DEPTH IN.	TOP OF CASTING ELEV.	SERVICE LIFE YRS	SITE DESIGNATION	pH	BACKFILL METHOD	STRUCTURE BACKFILL TYPE 2 CYS	FLOWABLE BACKFILL TYPE ?? CYS	UNDERCUT EXCAVATION CYS.	UNDERCUT COMPACTED AGGREGATE #5 ? IN. TONS	UNDERCUT COMPACTED AGGREGATE #53 ? IN. TONS	UNDERCUT GEOTEXTILES for ????? TYPE?? (??) TONS	GEOTEXTILES for RIPRAP TYPE 1B SYS	REVETMENT RIPRAP TON	SCOUR PROTECTION GEOTEXTILES for RIPRAP TYPE 1B SYS.	SCOUR PROTECTION REVETMENT RIPRAP TON	SCOUR PROTECTION CLASS 1 RIPRAP TON	SCOUR PROTECTION CLASS 2 RIPRAP TON	Q, WATER SURFACE ELEVATION FT	PIPE, REMOVE LFT	ANCHORS EA.	PIPE END SECTION EA.	SAFETY METAL END SECTION TYPE	SAFETY METAL END SECTION SLOPE	SAFETY METAL END SECTION EA.	CONNECT TO STR.	CULVERT ASSET ID	REMARKS
LINE "PR-A"																																									
205	4+88.66	X			44.61	24	2	Catch Basin, C15	7.0				945.14	945.13		949.00				1	6.1																			350		
350	4+95.97	X			36.69	24	2	Manhole, C4	212.0				939.06	938.00		949.11				1	355.9																			351		
207	7+12.00		X		23.33	18	2	Inlet, B15	44.0				938.22	937.56		941.78				1	33.5																			206		
206	7+12.10	X			23.19	24	2	Catch Basin, C15	10.0				936.80	936.65		941.83				1	11.1																			351		
351	7+12.31	X			36.53	30	2	Manhole, J4	249.0				925.24	924.00		943.26				1	1302.1																			354		
209	8+10.00		X		23.33	15	2	Inlet, B15	110.0				934.01	927.95		937.61				1	126.7																			211		
208	8+10.00	X			23.18	15	2	Inlet, B15	106.0				934.30	928.46		937.95				1	121																			210		
211	9+21.99		X		23.33	15	2	Inlet, C15	41.0				927.86	925.58		931.71				1	36.4																			213		
210	9+22.06	X			23.22	15	2	Inlet, C15	41.0				928.37	926.10		932.19				1	35.8																			212		
212	9+67.14	X			22.83	15	2	Catch Basin, C15	9.0				925.99	925.60		929.67				1	17.7																			354		
213	9+67.24		X		23.33	18	2	Catch Basin, C15 MOD.	84.0				925.48	923.60		929.62				1	80.7																			359		
354	9+69.60	X			34.70	30	2	Manhole, J4	80.0				921.35	920.95		929.12				1	174.7																			355		
355	10+53.62	X			18.96	30	2	Manhole, J4	42.0				920.56	920.35		926.87				1	72.6																			359		
359	10+56.03		X		28.67	30	2	Manhole, K4	26.0				919.13	919.00		927.31				1	81.4																1			FREE_EXT		
214	10+65.98	X			23.19	15	2	Catch Basin, B15	9.0				923.00	922.83		926.52				1	8.7																			355		
215	10+65.99		X		22.84	18	2	Catch Basin, B15	6.0				922.99	922.86		926.52				1	5.8																			359		
217	11+10.60	X			23.19	15	2	Catch Basin, B15	18.0				922.00	921.82		925.84				1	17.5																			352		
216	11+10.61		X		21.65	15	2	Catch Basin, B15	9.0				922.00	921.91		925.87				1	6.6																			385		
360	11+21.80		X		47.84	36	2	Manhole, J4	15.0				918.60	918.53		926.66				1	69.8																1			FREE_EXT		
385	11+24.38		X		21.55	36	2	Manhole, J4	21.0				918.71	918.61		925.86				1	51.6																			360		
352	11+32.65	X			22.38	36	2	Manhole, J4	40.0				919.11	918.91		925.88				1	74.7																			385		
356	11+35.12	X			35.47	36	2	Manhole, J4	8.0				919.25	919.21		926.65				1	20.6																			352		
219	11+49.93		X		21.32	15	2	Catch Basin, C15	21.0				922.10	921.89		925.95				1	15																			385		
218	11+50.00	X			22.89	15	2	Catch Basin, C15	13.0				921.50	921.37		925.92				1	13.2																			352		
218-1	11+78.98	X			23.18	15	2	Inlet, B15	25.0				921.85	921.60		926.00				1	19																			218		
221	12+21.02		X		20.33	15	2	Inlet, C15	67.0				922.44	922.20		926.18				1	47.1																			219		
220	12+21.12	X			22.81	18	2	Catch Basin, C15	8.0				921.95	921.83		926.40				1	9.7																			353		
353	12+21.27	X			34.79	36	2	Manhole, J4	81.0				919.76	919.35		927.05				1	202.1																			356		
220-1	12+67.02	X			17.92	15	2	Inlet, B15	43.0				922.70	922.06		926.41				1	31.1																			220		
223	12+99.99		X		20.80	15	2	Inlet, B15	74.0				922.79	922.54		926.54				1	51.9																			221		
357	13+36.92	X			37.34	36	2	Manhole, J4	114.0				920.43	919.86		928.11				1	298.8																			353		
222	13+37.03	X			13.64	15	2	Catch Basin, C15	20.0				922.68	922.48		926.91				1	27.5																			357		
224	14+00.06	X			13.34	15	2	Inlet, C15	60.0				923.38	922.79		927.71				1	48.8																			222		

RECOMMENDED FOR APPROVAL _____ DESIGN ENGINEER DATE

DESIGNED: WRC DRAWN: JEC

CHECKED: MAE CHECKED: WRC

INDIANA
DEPARTMENT OF TRANSPORTATION

STRUCTURE DATA TABLE

HORIZONTAL SCALE	BRIDGE FILE
N/A	
VERTICAL SCALE	DESIGNATION
N/A	1800256
SURVEY BOOK	SHEETS
	80 of 128
CONTRACT	PROJECT
R-41463	1800256

1/21/2022
c:\users\mitchell.wilcox\appdata\local\bentley\projectwise\workingdir\mb-us-pw.bentley.com_mb-us-pw-03\mitchell.wilcox@mbakerintl.com\dms41015\1800256_RD_SHT_TBL_STRDATA01.dgn

STRUCTURE DATA

STRUCTURE NUMBER	LOCATION: STATION	LOCATION: LEFT	LOCATION: RIGHT	LOCATION: CROSS	LOCATION: OFFSET	SIZE	DESCRIPTION: PIPE TYPE	DESCRIPTION: MANHOLE, INLET, Catch Basin, OR SPECIALTY STRUCTURE AND TYPE	LENGTH	VIDEO INSPECTION LENGTH	SKEW	COVER	FLOW LINE: UP STREAM	FLOW LINE: DOWN STREAM	SUMP DEPTH	TOP OF CASTING	SERVICE LIFE	SITE DESIGNATION	pH	BACKFILL METHOD	STRUCTURE BACKFILL TYPE 2	FLOWABLE BACKFILL TYPE ??	UNDERCUT: EXCAVATION	UNDERCUT: COMPACTED AGGREGATE #5 ? IN.	UNDERCUT: COMPACTED AGGREGATE #53 ? IN.	UNDERCUT: GEOTEXTILES for ????? TYPE?? (??)	GEOTEXTILES for RIPRAP TYPE 1B	REVETMENT RIPRAP	SCOUR PROTECTION: GEOTEXTILES for RIPRAP TYPE 1B	SCOUR PROTECTION: REVETMENT RIPRAP	SCOUR PROTECTION: CLASS 1 RIPRAP	SCOUR PROTECTION: CLASS 2 RIPRAP	Q, WATER SURFACE ELEVATION	PIPE, REMOVE	ANCHORS	PIPE END SECTION	SAFETY METAL END SECTION: TYPE	SAFETY METAL END SECTION: SLOPE	SAFETY METAL END SECTION: EA.	CONNECT TO STR.	CULVERT ASSET ID	REMARKS
					FT	IN.			LFT	LFT		FT	ELEV.	ELEV.	IN.	ELEV.	YRS				CYS	CYS	CYS.	TONS	TONS	TONS	SYS	TON	SYS.	TON	TON	TON	FT	LFT	EA.	EA.	TYPE	SLOPE	EA.			
LINE "PR-A"																																									
225	14+00.08		X		21.34	15	2	Inlet, B15	32.0				923.80	923.48		927.55				1	22.8																			224		
361	15+45.95	X			35.87	30	2	Manhole, J4	205.0				922.37	920.73		932.29				1	592.4																			357		
231	15+48.05		X		21.33	18	2	Catch Basin, B15	53.48				926.65	926.33		930.47				1	41.2																			361		
234	15+87.04	X			13.34	18	2	Catch Basin, B15	18.82				927.29	926.95		931.40				1	15.4																			362		
362	15+87.22	X			35.91	30	2	Manhole, J4	36.27				926.40	926.04		933.09				1	55.9																			361		
364	17+11.13	X			35.61	24	2	Manhole, J4	118.91				928.41	926.81		934.99				1	147.4																			362		
241	17+12.02	X			13.34	15	2	Catch Basin, C15	18.53				929.84	929.47		933.89				1	14.1																			364		
238	17+12.06		X		21.33	15	2	Inlet, B15	32.17				930.99	930.83		933.73				1	17.4																			241		
365	19+16.02	X			34.78	24	2	Manhole, J4	199.89				931.27	928.57		939.07				1	271.9																			364		
246	19+24.00		X		13.33	18	2	Catch Basin, B15	44.99				933.52	933.29		938.22				1	52.6																			365		
366	19+87.41	X			34.13	24	2	Manhole, C4	66.9				933.91	933.04		940.87				1	109																			365		
249	19+87.97	X			13.32	15	2	Catch Basin, B15	17.57				936.96	936.87		939.86				1	9.8																			366		
367	20+86.00	X			33.96	24	2	Manhole, C4	94.59				935.31	934.03		943.42				1	118.2																			366		
254	20+86.01	X			21.33	15	2	Catch Basin, B15	9.38				938.49	938.40		942.23				1	6.5																			367		
368	21+14.00	X			33.82	24	2	Manhole, C4	24				936.19	936.00		944.13				1	31.7																			367		
255	21+14.00		X		13.33	15	2	Catch Basin, B15	43.9				939.13	938.69		943.13				1	65.9																			368		
369	23+78.00	X			32.50	24	2	Manhole, C4	260.01				939.95	936.44		949.63				1	660.4																			368		
264	23+78.01		X		13.32	18	2	Inlet, C15	32.15				945.22	944.90		948.83				1	23.8																			263		
263	23+78.01	X			21.33	18	2	Catch Basin, C15	7.92				944.79	944.72		948.67				1	6																			369		
265	24+50.00		X		13.33	15	2	Inlet, B15	68.15				946.00	945.32		949.44				1	47																			264		
271	26+66.99		X		13.33	15	2	Catch Basin, B15	42.67				947.85	947.42		951.59				1	30.3																			372		
372	26+67.00	X			32.59	24	2	Manhole, C4	285				945.18	942.81		952.30				1	356.3																			369		
275	27+80.00		X		13.33	15	2	Inlet, B15	32.17				949.07	948.91		952.77				1	22.2																			279		
279	27+80.00	X			21.34	18	2	Catch Basin, C15	8				948.80	948.72		952.61				1	6																			358		
358	27+80.00	X			32.58	24	2	Manhole, C4	109				946.95	946.18		953.70				1	134.1																			372		
373	28+52.99	X			32.59	24	2	Manhole, C4	68.99				947.59	947.11		954.11				1	81.4																			358		
278	28+52.99		X		13.33	18	2	Catch Basin, C15	42.67				948.72	948.29		953.12				1	37.5																			373		
280	29+50.07		X		13.33	15	2	Inlet, B15	93.24				949.75	948.82		953.45				1	69.9																			278		
374	30+34.00	X			32.58	24	2	Manhole, C4	177				948.59	947.70		954.44				1	214.2																			373		
281	30+34.01		X		13.34	15	2	Catch Basin, B15	42.67				950.04	949.82		953.74				1	35.8																			374		
375	30+72.00	X			32.58	24	2	Manhole, C4	34				948.87	948.70		954.54				1	43.9																			374		
283	30+72.00	X			13.33	15	2	Catch Basin, B15	16.01				950.29	950.13		953.87				1	13.3																			375		
286	32+00.01		X		13.33	18	2	Inlet, B15	24.17				950.60	950.36		954.31				1	18.1																			287		

RECOMMENDED FOR APPROVAL _____ DESIGN ENGINEER DATE

DESIGNED: WRC DRAWN: JEC

CHECKED: MAE CHECKED: WRC

INDIANA
DEPARTMENT OF TRANSPORTATION

STRUCTURE DATA TABLE

HORIZONTAL SCALE	BRIDGE FILE
N/A	
VERTICAL SCALE	DESIGNATION
N/A	1800256
SURVEY BOOK	SHEETS
	81 of 128
CONTRACT	PROJECT
R-41463	1800256

1/21/2022
c:\users\mitchell.wilcox\appdata\local\bentley\projectwise\workingdir\mb-us-pw-03\mitchell.wilcox@mbakerintl.com\dms41015\1800256_RD_SHT_TBL_STRDATA02.dgn

STRUCTURE DATA

STRUCTURE NUMBER	LOCATION STATION	LOCATION LEFT	LOCATION RIGHT	LOCATION CROSS	LOCATION OFFSET	SIZE	DESCRIPTION PIPE TYPE	DESCRIPTION MANHOLE, INLET, Catch Basin, OR SPECIALTY STRUCTURE AND TYPE	LENGTH	VIDEO INSPECTION LENGTH	SKEW	COVER	FLOW LINE UP STREAM	FLOW LINE DOWN STREAM	SUMP DEPTH	TOP OF CASTING	SERVICE LIFE	SITE DESIGNATION	pH	BACKFILL METHOD	STRUCTURE BACKFILL TYPE 2	FLOWABLE BACKFILL TYPE ??	UNDERCUT EXCAVATION	UNDERCUT COMPACTED AGGREGATE #5 ? IN.	UNDERCUT COMPACTED AGGREGATE #53 ? IN.	UNDERCUT GEOTEXTILES for ????? TYPE?? (??)	GEOTEXTILES for RIPRAP TYPE IB	REVETMENT RIPRAP	SCOUR PROTECTION GEOTEXTILES for RIPRAP TYPE 1A	SCOUR PROTECTION REVETMENT RIPRAP	SCOUR PROTECTION CLASS 1 RIPRAP	SCOUR PROTECTION CLASS 2 RIPRAP	Q, WATER SURFACE ELEVATION	PIPE, REMOVE	ANCHORS	PIPE END SECTION	SAFETY METAL END SECTION TYPE	SAFETY METAL END SECTION SLOPE	SAFETY METAL END SECTION EA.	CONNECT TO STR.	CULVERT ASSET ID	REMARKS
					FT	IN.			LFT	LFT		FT	ELEV.	ELEV.	IN.	ELEV.	YRS				CYS	CYS	CYS.	TONS	TONS	TONS	SYS	TON	SYS.	TON	TON	TON	FT	LFT	EA.	EA.	TYPE	SLOPE	EA.			
LINE "PR-A"																																									
376	32+00.00	X			30.70	24	2	Manhole, C4	123.04				949.62	949.00		954.87				1	153.8																		375		
287	32+00.09	X			13.34	18	2	Catch Basin, C15	14.11				950.25	950.11		954.31				1	11.3																		376		
292	33+00.02		X		13.33	15	2	Catch Basin, B15	35.16				951.12	950.95		954.71				1	28.1																		377		
377	33+00.78	X			25.07	15	2	Manhole, C4	96.76				950.21	949.72		955.39				1	80.3																		376		
378	33+56.83	X			24.58	12	2	Manhole, C4	52.83				950.58	950.31		955.79				1	44.4																		377		
294	33+56.99	X			13.32	12	2	Catch Basin, B15	8.01				950.74	950.70		955.10				1	5.5																		378		
303	36+00.07		X		13.34	12	2	Inlet, B15	46.13				952.00	951.86		956.24				1	31.4																		304		
304	36+50.04		X		13.34	15	2	Inlet, C15	56.16				951.76	951.59		955.96				1	43.2																		307		
379	37+09.99	X			22.78	15	2	Manhole, C4	155.52				951.26	950.02		956.21				1	150.9																		380		
307	37+10.04		X		13.34	15	2	Catch Basin, C15	32.87				951.49	951.37		955.57				1	24.3																		379		
310	38+31.37	X			13.38	18	2	Inlet, B15 MOD.	34.79				951.20	950.85		955.23				1	27.8																		312		
311	38+31.51		X		13.33	15	2	Inlet, B15	34.65				951.16	950.90		955.19				1	26																		313		
313	38+70.00		X		12.99	24	2	Inlet, C15	24.08				950.80	950.66		954.90				1	23.6																		312		
380	38+70.00	X			20.74	18	2	Manhole, J4	224.99				949.92	947.67		955.47				1	279																		381		
312	38+70.01	X			13.34	18	2	Catch Basin, C15 MOD.	3.65				950.55	950.52		954.89				1	3.6																		380		
314	38+85.08	X			13.33	15	2	Inlet, B15	11.23				950.77	950.66		954.90				1	8.4																		312		
315	39+05.01		X		13.33	15	2	Inlet, B15	31.17				951.00	950.90		955.08				1	23.4																		313		
381	40+99.99	X			21.00	18	2	Manhole, J4	105.56				947.57	946.51		955.75				1	171																		382		
320	41+00.01	X			13.33	12	2	Catch Basin, B15	3.92				951.64	951.60		955.16				1	3.5																		381		
323	42+05.99		X		13.33	15	2	Catch Basin, B15	30.44				950.17	949.87		954.16				1	35																		382		
382	42+10.00	X			20.63	18	2	Manhole, J4	161.6				946.41	944.79		955.80				1	310.3																		383		
383	43+74.97	X			20.14	18	2	Manhole, J4	277				944.69	941.92		953.44				1	526.3																		384		
384	46+53.00	X			31.00	18	2	Manhole, J4	62.88				941.80	941.17		947.70				1	94.4								13		6			1					FREE_EXT		

RECOMMENDED FOR APPROVAL _____ DESIGN ENGINEER DATE

DESIGNED: WRC DRAWN: JEC

CHECKED: MAE CHECKED: WRC

INDIANA
DEPARTMENT OF TRANSPORTATION

STRUCTURE DATA TABLE

HORIZONTAL SCALE	BRIDGE FILE
N/A	
VERTICAL SCALE	DESIGNATION
N/A	1800256
SURVEY BOOK	SHEETS
	82 of 128
CONTRACT	PROJECT
R-41463	1800256

1/21/2022
c:\users\mitchell.wilcox\appdata\local\bentley\projectwise\workingdir\mb-us-pw.bentley.com_mb-us-pw-03\mitchell.wilcox@mbakerintl.com\dms41015\1800256_RD_SHT_TBL_STRDATA03.dgn

TEMPORARY EROSION CONTROL TABLE

STATION	LOCATION LEFT	LOCATION MEDIAN	LOCATION RIGHT	PERIMETER PROTECTION LFT	SEDIMENT TRAP CYS	SEDIMENT BASIN EACH	SLOPE DRAIN LFT	RIPRAP SPLASHPAD CYS	STRAW BALES DITCH CHECK LFT	RIPRAP DITCH CHECK CYS	DITCH INLET PROTECTION EACH	CURB INLET PROTECTION EACH	REMARKS
LINE "PR-A"													
4+88.66	X											1	
7+12.00			X									1	
7+12.10	X											1	
8+10.00	X											1	
8+10.00			X									1	
9+21.99			X									1	
9+22.06	X											1	
9+67.14	X											1	
9+67.24			X									1	
10+65.98	X											1	
10+65.99			X									1	
11+10.60	X											1	
11+10.61			X									1	
11+49.93			X									1	
11+50.00	X											1	
11+78.98	X											1	
12+21.02			X									1	
12+21.12	X											1	
12+67.02	X											1	
12+99.99			X									1	
13+37.03	X											1	
14+00.06	X											1	
14+00.08			X									1	
15+48.05			X									1	
15+87.04	X											1	
17+12.02	X											1	
17+12.06			X									1	
19+24.00			X									1	
19+87.97	X											1	
20+86.01	X											1	
21+14.00			X									1	
23+78.01			X									1	
23+78.01	X											1	
24+50.00			X									1	
26+66.99			X									1	
27+80.00			X									1	
27+80.00	X											1	
28+52.99			X									1	
29+50.07			X									1	
30+34.01			X									1	
30+72.00	X											1	
32+00.01			X									1	
32+00.09	X											1	
33+00.02			X									1	
33+56.99	X											1	
36+00.07			X									1	
36+50.04			X									1	
37+10.04			X									1	
38+31.37	X											1	
38+31.51			X									1	
38+70.00			X									1	

TEMPORARY EROSION CONTROL TABLE

STATION	LOCATION LEFT	LOCATION MEDIAN	LOCATION RIGHT	PERIMETER PROTECTION LFT	SEDIMENT TRAP CYS	SEDIMENT BASIN EACH	SLOPE DRAIN LFT	RIPRAP SPLASHPAD CYS	STRAW BALES DITCH CHECK LFT	RIPRAP DITCH CHECK CYS	DITCH INLET PROTECTION EACH	CURB INLET PROTECTION EACH	REMARKS
LINE "PR-A" CONTINUED													
38+70.01	X											1	
38+85.08	X											1	
39+05.01			X									1	
41+00.01	X											1	
42+05.99			X										
5+00 - 45+40	X			4040									
6+00 - 43+94			X	3794									
TOTALS				**7834.0**	**0.0**	**0.0**	**0.0**	**0.0**	**0.0**	**0.0**	**0.0**	**55.0**	

RECOMMENDED FOR APPROVAL _____ DESIGN ENGINEER DATE

DESIGNED: WRC DRAWN: JEC

CHECKED: MAE CHECKED: WRC

INDIANA
DEPARTMENT OF TRANSPORTATION

STRUCTURE DATA TABLE

HORIZONTAL SCALE	BRIDGE FILE
N/A	
VERTICAL SCALE	DESIGNATION
N/A	1800256
SURVEY BOOK	SHEETS
	83 of 128
CONTRACT	PROJECT
R-41463	1800256

1/21/2022
c:\users\mitchell.wilcox\appdata\local\bentley\projectwise\workingdir\mb-us-pw.bentley.com_mb-us-pw-03\mitchell.wilcox@mbakerintl.com\dms41015\1800256_RD_SHT_TBL_EC_01.dgn

PAVEMENT QUANTITIES AND APPROACH TABLE

LOCATION	DESCRIPTION (APPROACH TYPE OR CLASS)	WIDTH	LENGTH	RADII	DISTANCE BEYOND R/W LINE	SURFACE BEYOND R/W LINE: COMPACTED AGGREGATE BASE	SURFACE BEYOND R/W LINE: HMA	SURFACE BEYOND R/W LINE: CONCRETE	GRADE 1	GRADE 2	GRADE 3	GRADE 4	EXCAVATION: CUT	EXCAVATION: FILL	CLEAR ZONE AT DRIVE	PCCP FOR APPROACHES DEPTH 6 IN	PCCP FOR APPROACHES DEPTH 9 IN	HMA FOR APPROACHES TYPE B LBS. PER SYD. 1400		QC/QA HMA MATERIALS LBS. PER SYD.: 3, 70 SURFACE 9.5 mm 165	3, 70 SURFACE 9.5 mm 220	3, 70 INTERMD. 19.0 mm 275	4, 76 INTERMD. 19.0 mm- OG DRAINAGE LAYER 300	3, 64 BASE 19.0 mm 440		JOINT ADHESIVE, SURFACE	JOINT ADHESIVE, INTERMEDIATE	HMA MATERIAL FOR: LIQUID ASPHALT SEALANT	HMA MATERIAL FOR: TACK COAT	COMPACTED AGGREGATE FOR BASE NO. 53 DEPTH 6 IN	COMPACTED AGGREGATE FOR BASE NO. 53 DEPTH 4 IN	COMPACTED AGGREGATE FOR BASE NO. 53 DEPTH VARIES		SUBGRADE TREATEMENT, TYPE II	SUBGRADE TREATEMENT, TYPE ID	SUBGRADE TREATEMENT, TYPE IB, CEMENT ONLY		REMARKS
		FT	FT	FT	FT	SYS	SYS	SYS	%	%	%	%	CYS	CYS	FT	SYS	SYS	SYS	SYS	TONS	TONS	TONS	TONS	TONS		LFT	LFT	LFT	TON	TONS	CYS	TONS	TONS	SYS	SYS	SYS		
Mainline Reconstruction																																							
																				480		797	1166	1423		2871	2871	2871	6		922								
96+00.00 to 121+15.00 "B"		VARIES	2515.0																																				
Mainline Shoulders																																							
54+95.00 to 55+77.95 "S-SR46-2-C"		8.0																			17								1										
34+15.00 to 78+50.00 "B"		8.0																			434								1										
34+15.00 to 71+37.00 "B"		8.0																			364								1										
80+23.00 to 95+80.00 "B"		8.0																			153								1										
78+50.00 to 95+80.00 "B"		2.0																			43								0.5										
71+37.00 to 80+23.00 "B"		2.0																			22								0.5										
Resurface																																							
54+95.00 to 55+77.95 "S-SR46-2-C"		VARIES																			107					249		249	0.25										
34+15.00 to 95+80.00 "B"		VARIES																			1813					18496		16328	6										
Drives - Line "B"																																							
33+69.00																		9																					
34+47.00																		18																					
36+53.00																		31																					
39+61.00																		14																					
40+30.00																		13																					
41+68.00																		12																					
53+44.00																		18																					
55+52.00																		18																					
60+25.00																		24																					
62+17.00																		12																					
62+65.00																		13																					
66+69.00																		13																					
67+42.00																		17																					
69+21.00																		30																					
70+76.00																		28																					
71+80.00																		56																					
74+23.00																		41																					
74+82.00																		20																					

RECOMMENDED FOR APPROVAL _____ DESIGN ENGINEER DATE

DESIGNED: WRC DRAWN: JEC

CHECKED: MAE CHECKED: WRC

INDIANA
DEPARTMENT OF TRANSPORTATION

ROADWAY TABLES

HORIZONTAL SCALE	BRIDGE FILE
VERTICAL SCALE	DESIGNATION 1800256
SURVEY BOOK	SHEETS 84 of 128
CONTRACT R-41463	PROJECT 1800256

1/21/2022
c:\users\mitchell.wilcox\appdata\local\bentley\projectwise\workingdir\mb-us-pw.bentley.com_mb-us-pw-03\mitchell.wilcox@mbakerintl.com\dms41015\800256_RD_SHT_RDWY_TABLES_01.dgn

MONUMENT TABLE

STATION	OFFSET	LINE	DESC.	LT	X	RT	TYPE A	TYPE B	TYPE C	TYPE D	SEC COR
06+15.00	CL	PR-A	POB		X			1			
08+14.24	CL	PR-A	PC		X			1			
08+58.69	0.9876	PR-A	PI			X		1			
09+03.09	CL	PR-A	PT		X			1			
10+11.18	31.74	PR-A	Sec. Cor.	X							1
12+54.90	CL	PR-A	PC		X			1			
13+08.45	1.4326	PR-A	PI	X				1			
13+61.89	CL	PR-A	PT		X			1			
31+68.82	CL	PR-A	PC		X			1			
32+09.81	0.84	PR-A	PI			X		1			
32+50.77	CL	PR-A	PRC		X			1			
32+91.27	0.8201	PR-A	PI	X				1			
33+31.74	CL	PR-A	PT		X			1			
41+68.62	CL	PR-A	PC		X			1			
46+91.24	86.9091	PR-A	PI	X				1			
47+00.00	CL	PR-A	POE		X			1			
TOTAL							0	15	0	0	1

RECOMMENDED FOR APPROVAL

DESIGN ENGINEER DATE

DESIGNED: WRC DRAWN: JEC

CHECKED: MAE CHECKED: WRC

INDIANA
DEPARTMENT OF TRANSPORTATION

ROADWAY TABLES

HORIZONTAL SCALE	BRIDGE FILE
VERTICAL SCALE	DESIGNATION
	1800256
SURVEY BOOK	SHEETS
	85 of 128
CONTRACT	PROJECT
R-41463	1800256

1/21/2022
c:\users\mitchell.wilcox\appdata\local\bentley\projectwise\workingdir\mb-us-pw.bentley.com_mb-us-pw-03\mitchell.wilcox@mbakerintl.com\dms41015\1800256_RD_SHT_RDWY_TABLES_02.dgn

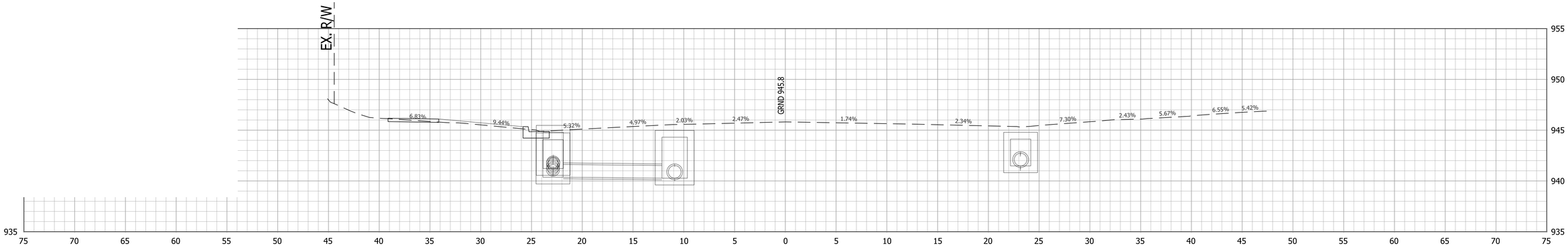

6+00

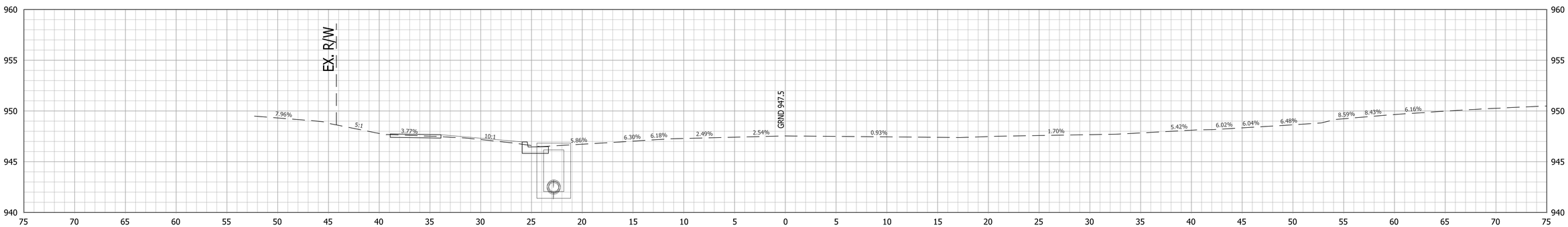

5+50

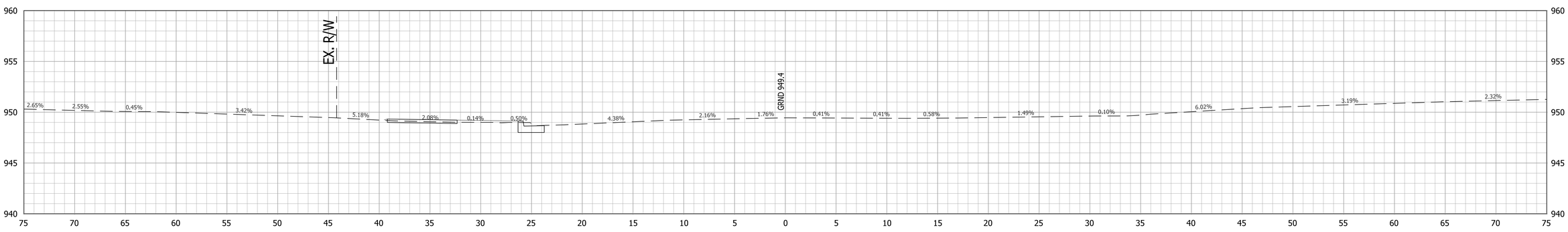

5+00

BEGIN INCIDENTAL CONSTRUCTION
STA. 4+90.00 "PR-A"

RECOMMENDED FOR APPROVAL _____ DESIGN ENGINEER DATE	INDIANA DEPARTMENT OF TRANSPORTATION	HORIZONTAL SCALE 1"=5'	BRIDGE FILE .
		VERTICAL SCALE 1"=5'	DESIGNATION 1800256
DESIGNED: AGO DRAWN: JEC	CROSS SECTIONS LINE "PR-A"	SURVEY BOOK .	SHEETS 86 of 128
CHECKED: DC CHECKED: WRC		CONTRACT R-41463	PROJECT 1800256

c:\users\mitchell.wilcox\appdata\local\bentley\projectwise\workingdir\mb-us-pw.bentley.com_mb-us-pw-03\mitchell.wilcox@mbakerintl.com\dms41015\1800256_RD_SHT_XSECT_01.dgn

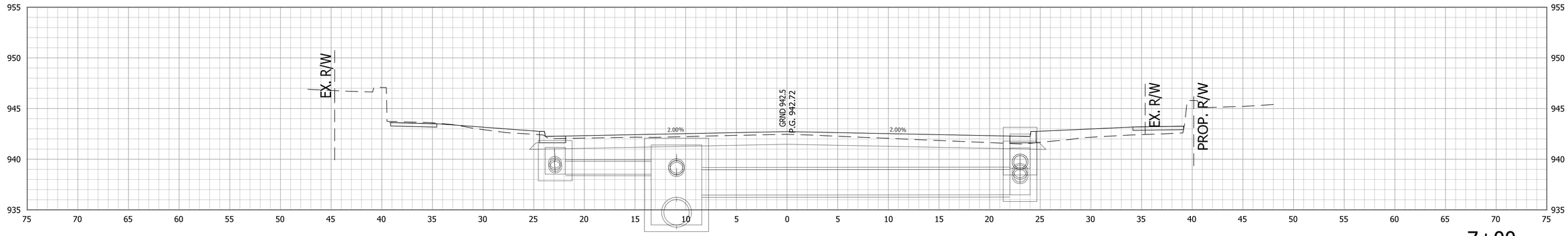

7+00

+86, CLASS I MOD. DRIVE REQ'D., LT.

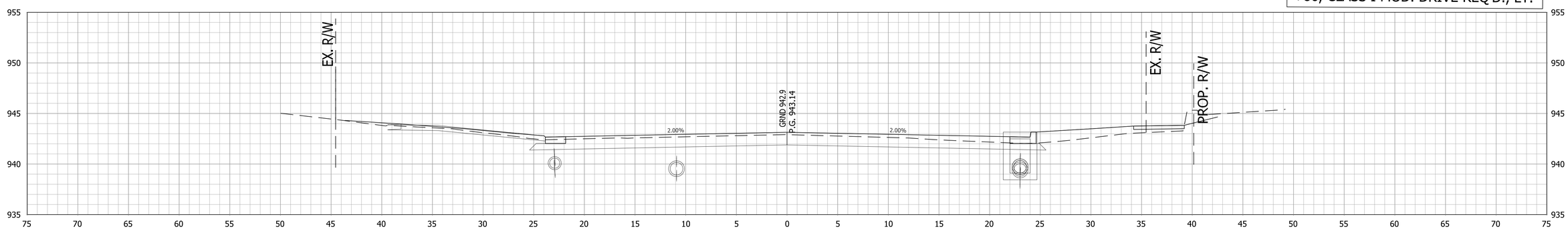

6+86

+50, CLASS III MOD. DRIVE REQ'D., RT.

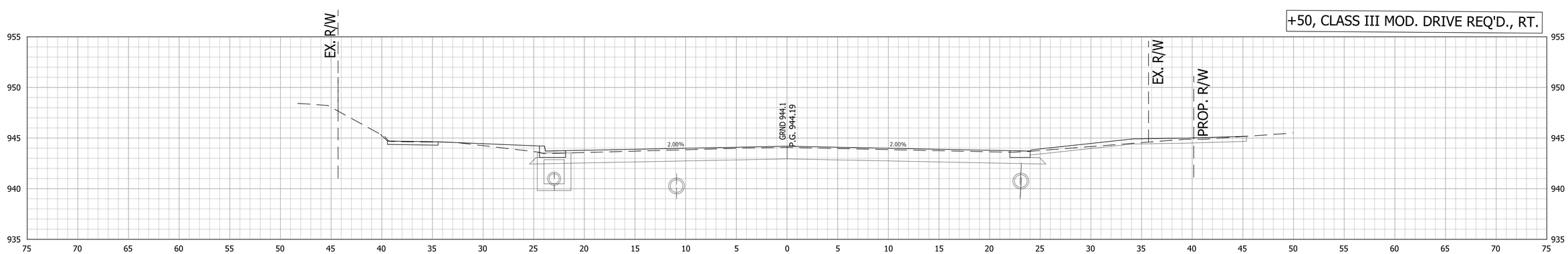

6+50

RECOMMENDED FOR APPROVAL _____ DESIGN ENGINEER DATE	INDIANA DEPARTMENT OF TRANSPORTATION	HORIZONTAL SCALE 1"=5'	BRIDGE FILE .
		VERTICAL SCALE 1"=5'	DESIGNATION 1800256
DESIGNED: AGO DRAWN: JEC	CROSS SECTIONS LINE "PR-A"	SURVEY BOOK .	SHEETS 87 of 128
CHECKED: DC CHECKED: WRC		CONTRACT R-41463	PROJECT 1800256

c:\users\mitchell.wilcox\appdata\local\bentley\projectwise\workingdir\mb-us-pw.bentley.com_mb-us-pw-03\mitchell.wilcox@mbakerintl.com\dms41015\1800256_RD_SHT_XSECT_02.dgn

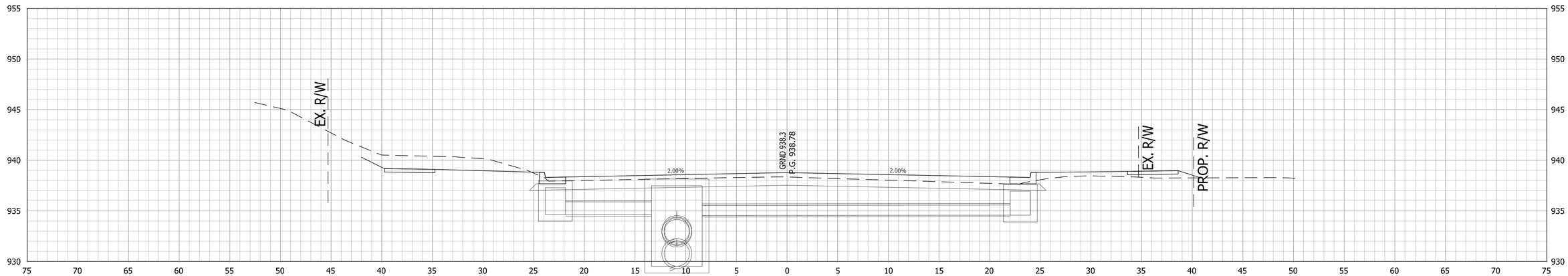

8+00

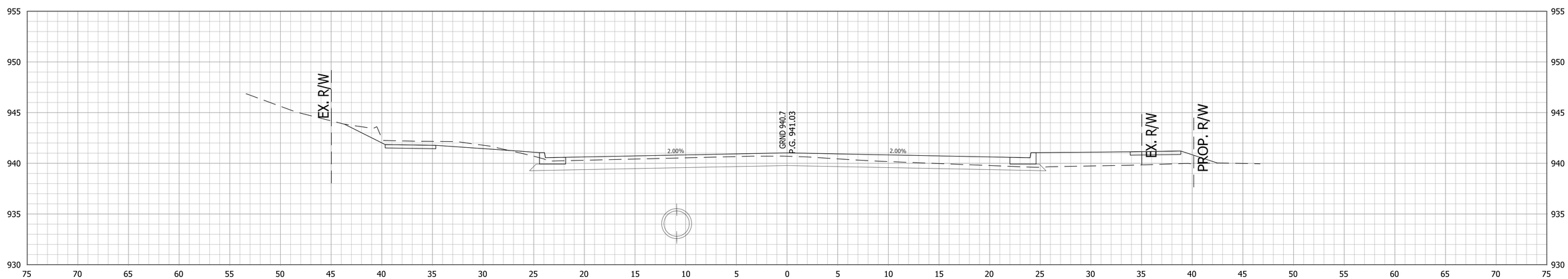

7+50

RECOMMENDED FOR APPROVAL _____ DESIGN ENGINEER DATE	INDIANA DEPARTMENT OF TRANSPORTATION	HORIZONTAL SCALE 1"=5'	BRIDGE FILE .
		VERTICAL SCALE 1"=5'	DESIGNATION 1800256
DESIGNED: AGO / DRAWN: JEC	CROSS SECTIONS LINE "PR-A"	SURVEY BOOK .	SHEETS 88 of 128
CHECKED: DC / CHECKED: WRC		CONTRACT R-41463	PROJECT 1800256

c:\users\mitchell.wilcox\appdata\local\bentley\projectwise\workingdir\mb-us-pw.bentley.com_mb-us-pw-03\mitchell.wilcox@mbakerintl.com\dms41015\1800256_RD_SHT_XSECT_03.dgn

+86, CLASS III DRIVE REQ'D., LT.

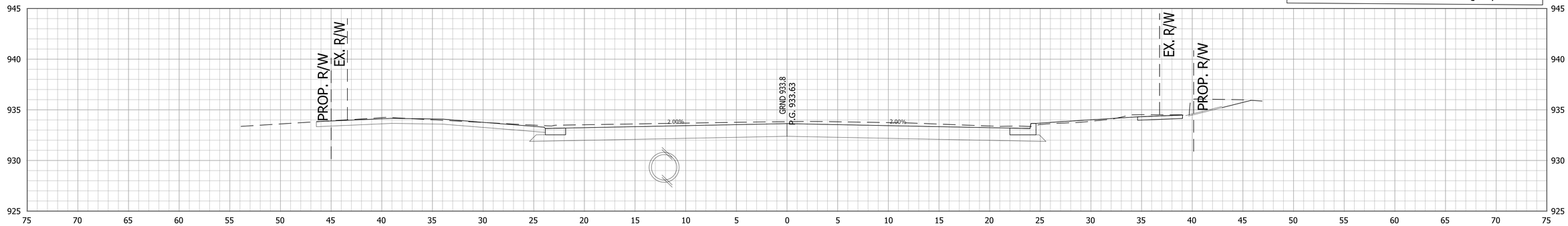

8+86

+67, CLASS I MOD. DRIVE REQ'D., RT.

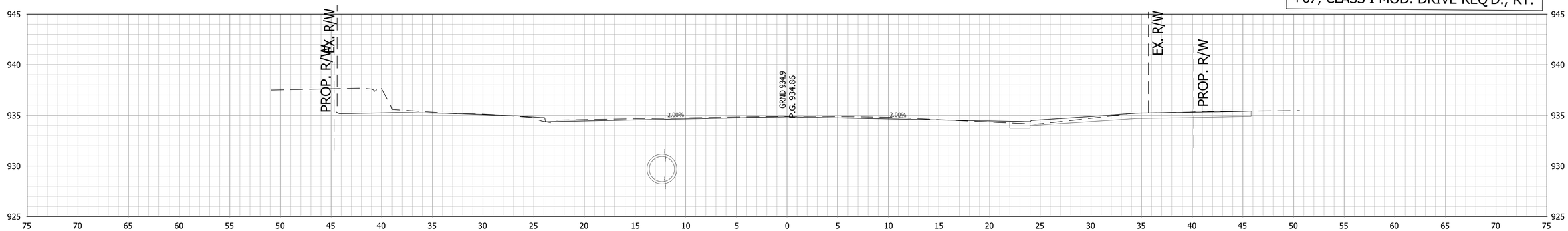

8+67

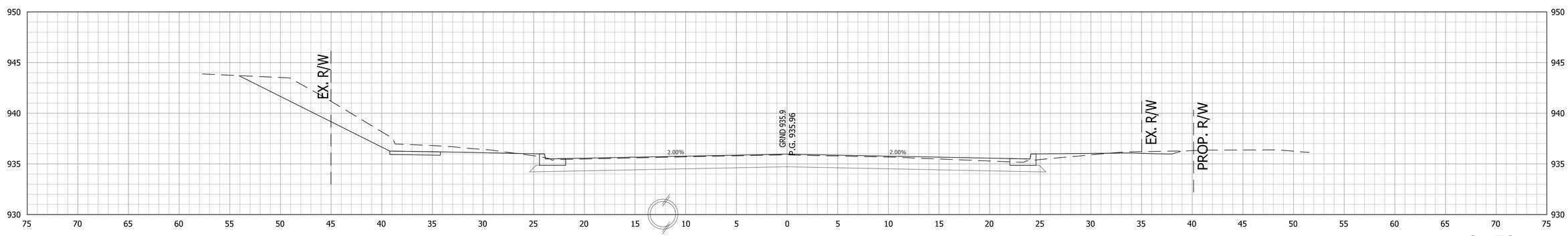

8+50

RECOMMENDED FOR APPROVAL _____ DESIGN ENGINEER DATE	INDIANA DEPARTMENT OF TRANSPORTATION	HORIZONTAL SCALE 1"=5'	BRIDGE FILE .
		VERTICAL SCALE 1"=5'	DESIGNATION 1800256
DESIGNED: AGO / DRAWN: JEC	CROSS SECTIONS LINE "PR-A"	SURVEY BOOK .	SHEETS 89 of 128
CHECKED: DC / CHECKED: WRC		CONTRACT R-41463	PROJECT 1800256

c:\users\mitchell.wilcox\appdata\local\bentley\projectwise\workingdir\mb-us-pw.bentley.com_mb-us-pw-03\mitchell.wilcox@mbakerintl.com\dms41015\1800256_RD_SHT_XSECT_04.dgn

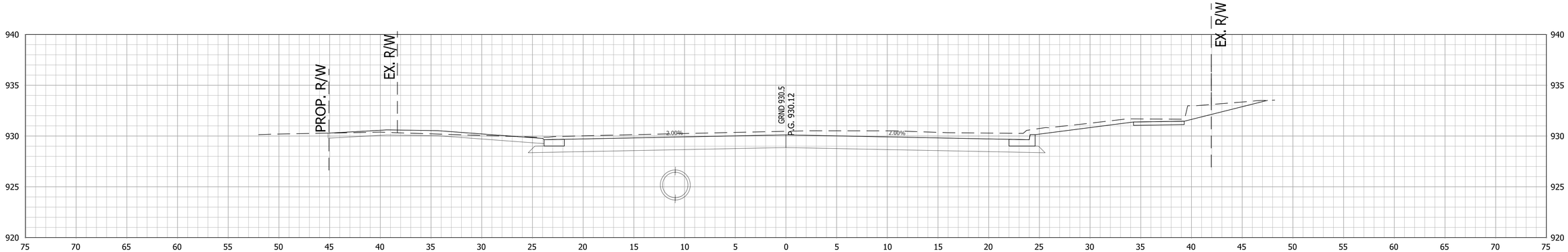

9+50

+48, CLASS III MOD. DRIVE REQ'D., LT.

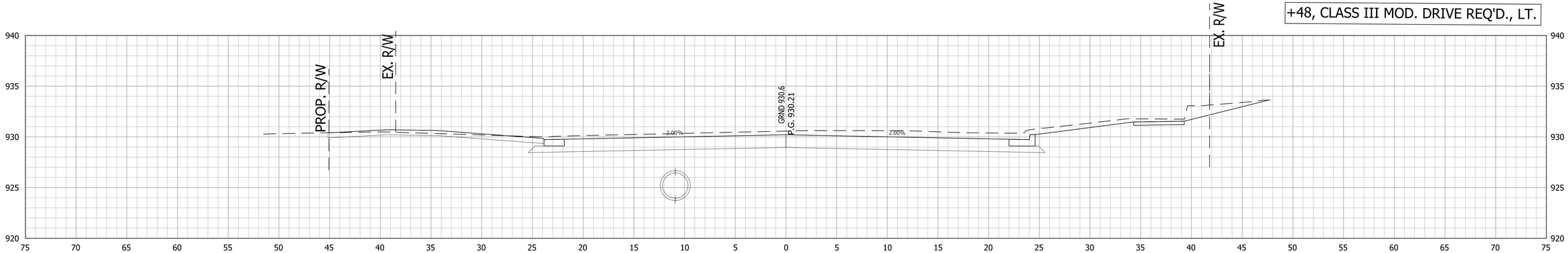

9+48

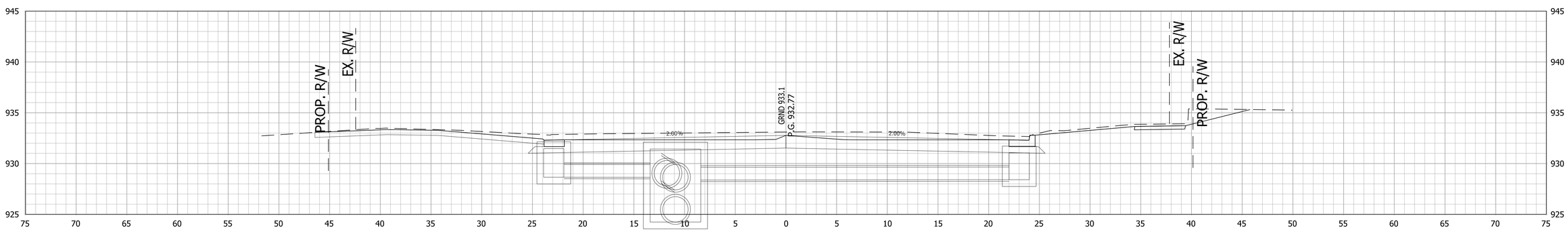

9+00

RECOMMENDED FOR APPROVAL _____ DESIGN ENGINEER DATE	INDIANA DEPARTMENT OF TRANSPORTATION	HORIZONTAL SCALE 1"=5'	BRIDGE FILE .
		VERTICAL SCALE 1"=5'	DESIGNATION 1800256
DESIGNED: AGO / DRAWN: JEC	CROSS SECTIONS LINE "PR-A"	SURVEY BOOK .	SHEETS 90 of 128
CHECKED: DC / CHECKED: WRC		CONTRACT R-41463	PROJECT 1800256

c:\users\mitchell.wilcox\appdata\local\bentley\projectwise\workingdir\mb-us-pw.bentley.com_mb-us-pw-03\mitchell.wilcox@mbakerintl.com\dms41015\1800256_RD_SHT_XSECT_05.dgn

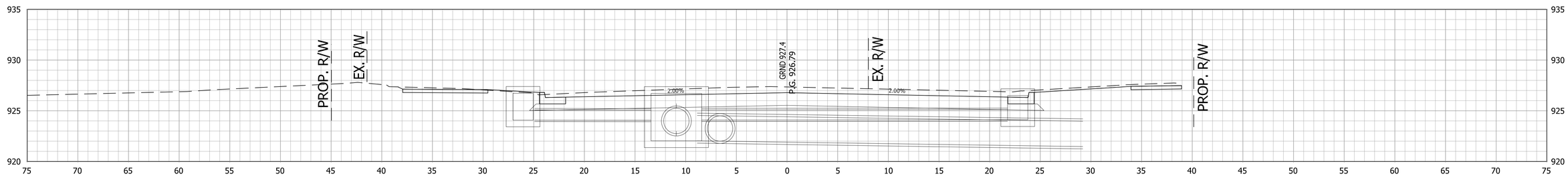

10+50

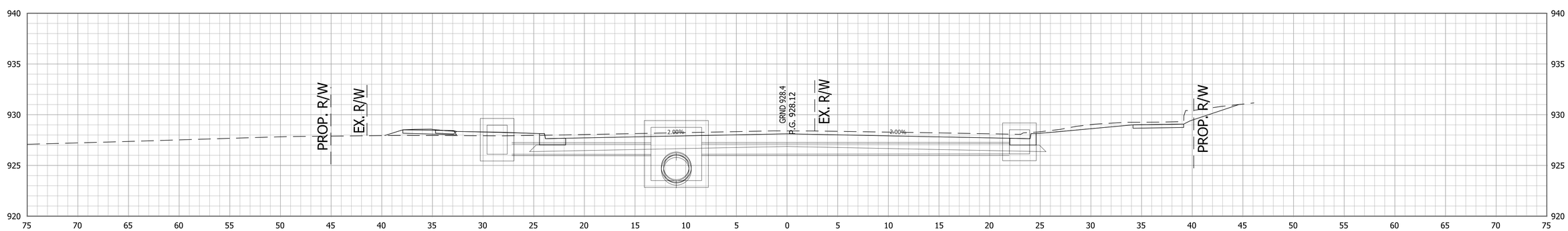

10+00

RECOMMENDED FOR APPROVAL _____ DESIGN ENGINEER DATE	INDIANA DEPARTMENT OF TRANSPORTATION	HORIZONTAL SCALE 1"=5'	BRIDGE FILE .
		VERTICAL SCALE 1"=5'	DESIGNATION 1800256
DESIGNED: AGO / DRAWN: JEC	CROSS SECTIONS LINE "PR-A"	SURVEY BOOK .	SHEETS 91 of 128
CHECKED: DC / CHECKED: WRC		CONTRACT R-41463	PROJECT 1800256

c:\users\mitchell.wilcox\appdata\local\bentley\projectwise\workingdir\mb-us-pw.bentley.com_mb-us-pw-03\mitchell.wilcox@mbakerintl.com\dms41015\1800256_RD_SHT_XSECT_06.dgn

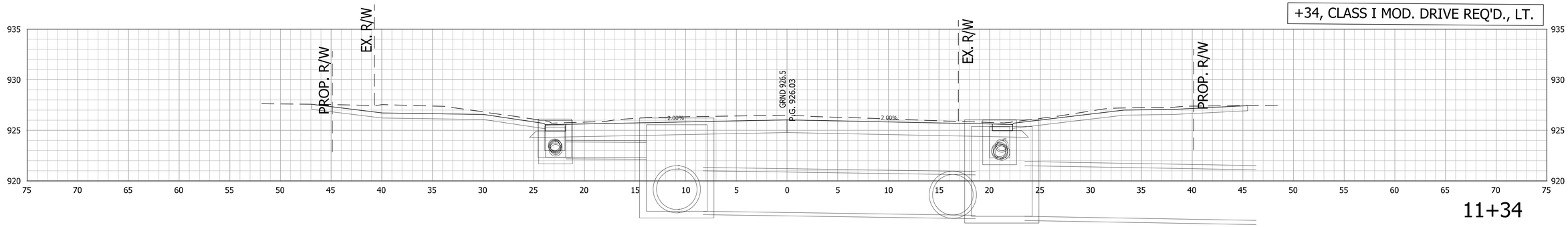

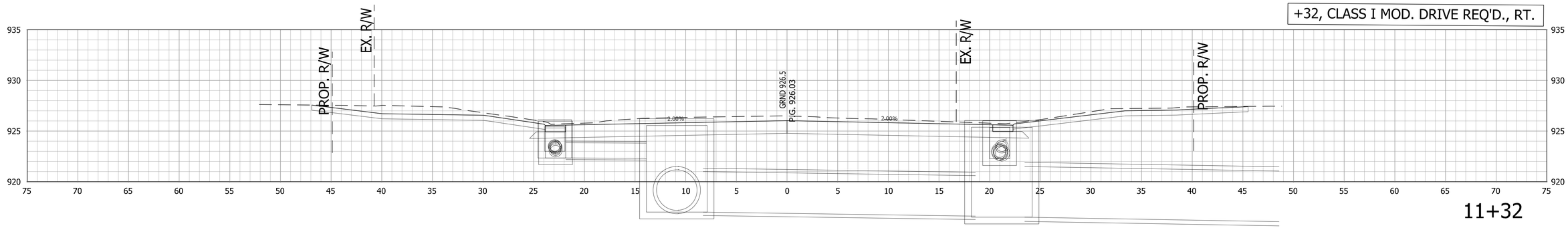

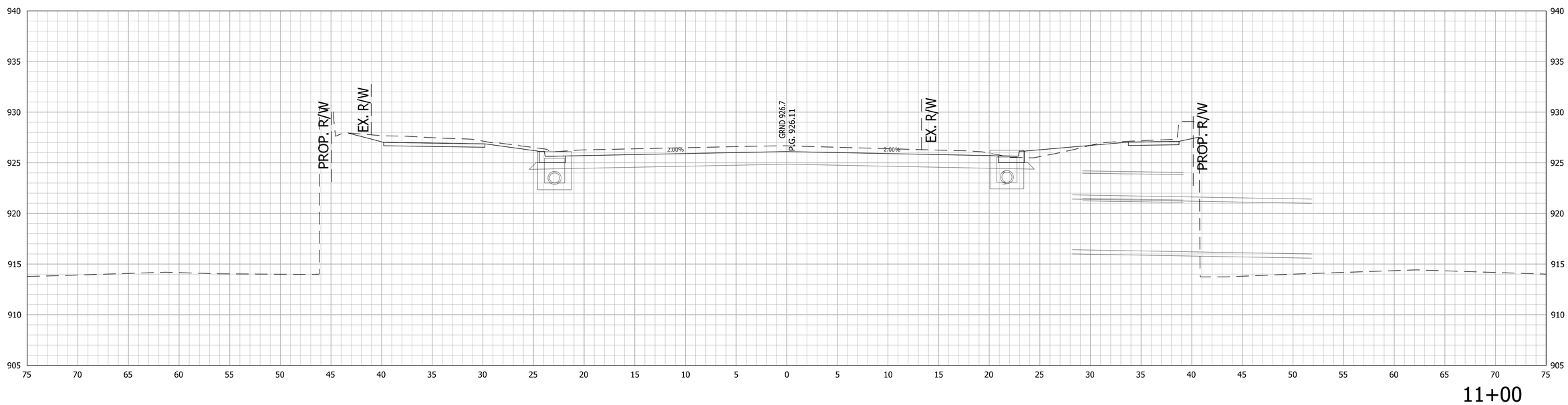

RECOMMENDED FOR APPROVAL _____ DESIGN ENGINEER DATE	INDIANA DEPARTMENT OF TRANSPORTATION	HORIZONTAL SCALE 1"=5'	BRIDGE FILE .
		VERTICAL SCALE 1"=5'	DESIGNATION 1800256
DESIGNED: AGO / DRAWN: JEC	CROSS SECTIONS LINE "PR-A"	SURVEY BOOK .	SHEETS 92 of 128
CHECKED: DC / CHECKED: WRC		CONTRACT R-41463	PROJECT 1800256

c:\users\mitchell.wilcox\appdata\local\bentley\projectwise\workingdir\mb-us-pw.bentley.com_mb-us-pw-03\mitchell.wilcox@mbakerintl.com\dms41015\1800256_RD_SHT_XSECT_07.dgn

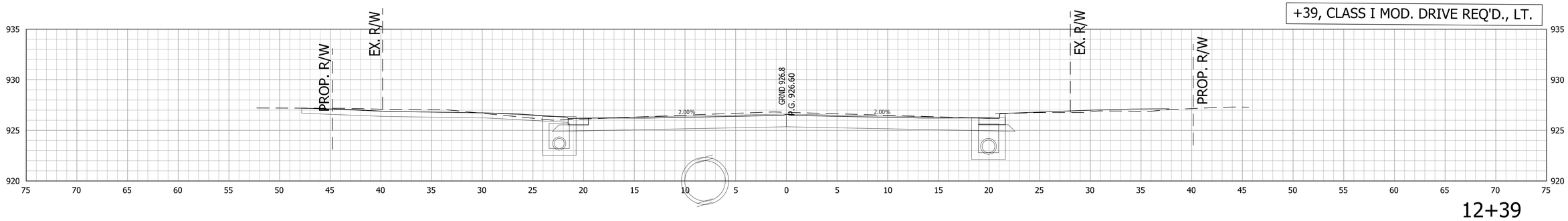

12+39

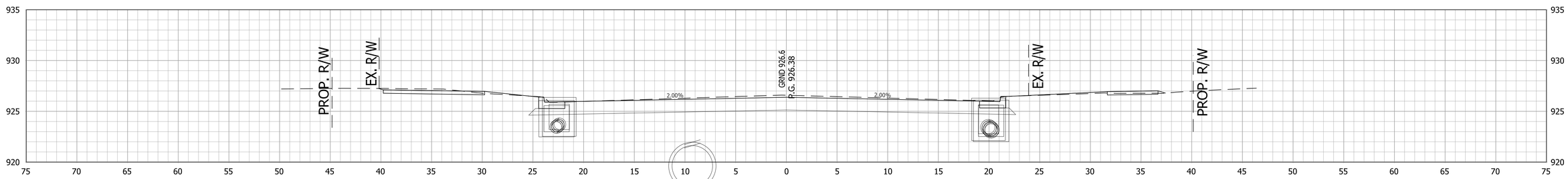

12+00

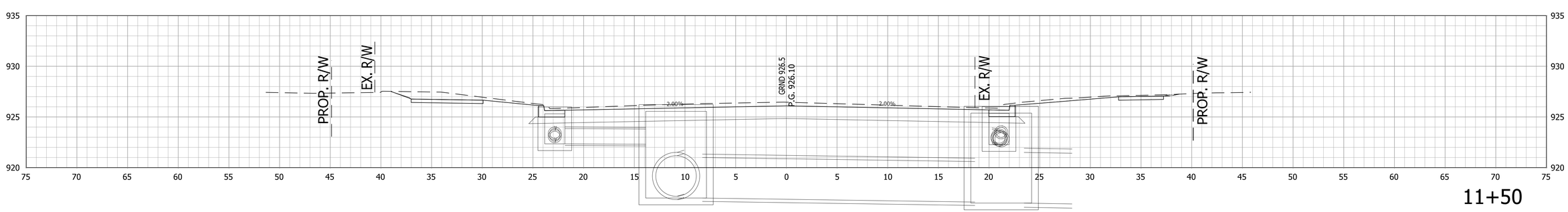

11+50

RECOMMENDED FOR APPROVAL _____ DESIGN ENGINEER DATE	INDIANA DEPARTMENT OF TRANSPORTATION	HORIZONTAL SCALE 1"=5'	BRIDGE FILE .
		VERTICAL SCALE 1"=5'	DESIGNATION 1800256
DESIGNED: AGO DRAWN: JEC	CROSS SECTIONS LINE "PR-A"	SURVEY BOOK .	SHEETS 93 of 128
CHECKED: DC CHECKED: WRC		CONTRACT R-41463	PROJECT 1800256

c:\users\mitchell.wilcox\appdata\local\bentley\projectwise\workingdir\mb-us-pw.bentley.com_mb-us-pw-03\mitchell.wilcox@mbakerintl.com\dms41015\1800256_RD_SHT_XSECT_08.dgn

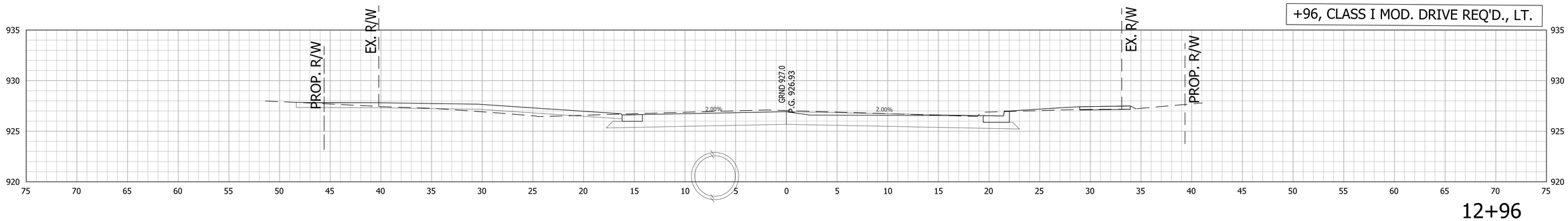

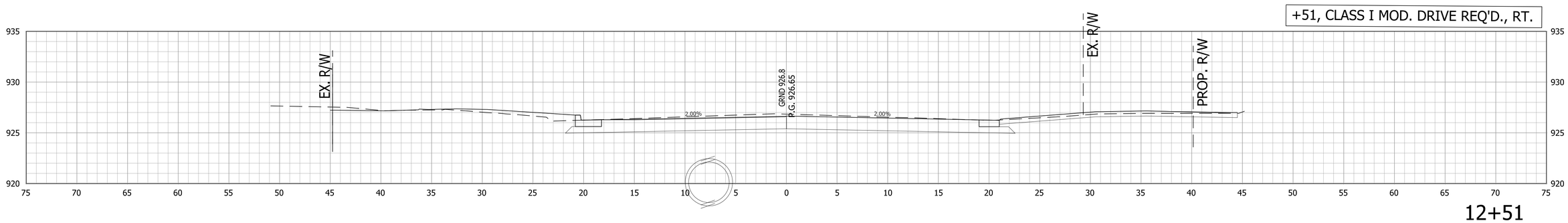

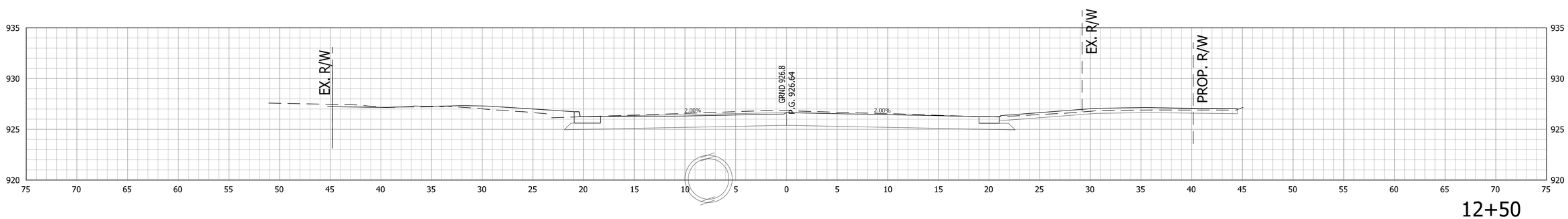

RECOMMENDED FOR APPROVAL

DESIGN ENGINEER DATE

DESIGNED: AGO DRAWN: JEC

CHECKED: DC CHECKED: WRC

INDIANA
DEPARTMENT OF TRANSPORTATION

CROSS SECTIONS
LINE "PR-A"

HORIZONTAL SCALE	BRIDGE FILE
1"=5'	-
VERTICAL SCALE	DESIGNATION
1"=5'	1800256
SURVEY BOOK	SHEETS
-	94 of 128
CONTRACT	PROJECT
R-41463	1800256

c:\users\mitchell.wilcox\appdata\local\bentley\projectwise\workingdir\mb-us-pw.bentley.com_mb-us-pw-03\mitchell.wilcox@mbakerintl.com\dms41015\1800256_RD_SHT_XSECT_09.dgn

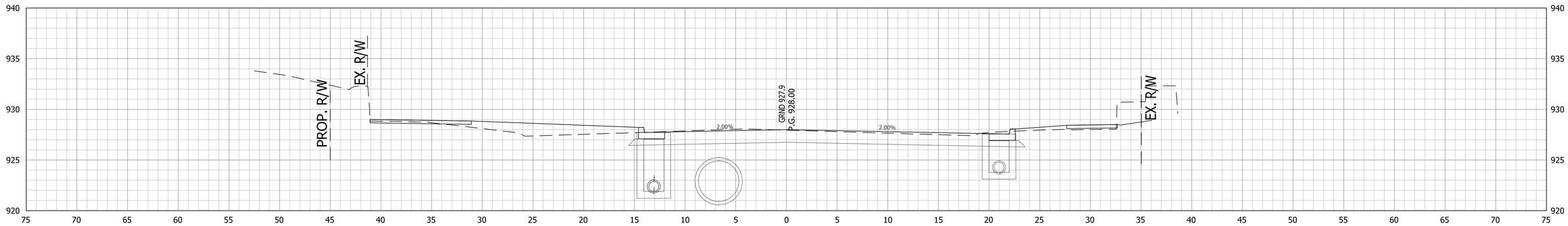

14+00

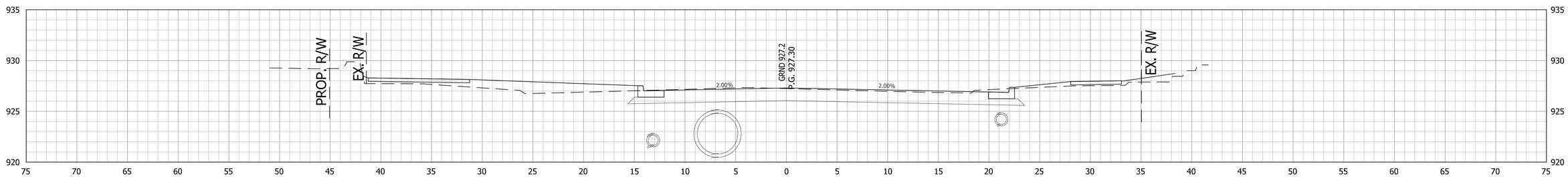

13+50

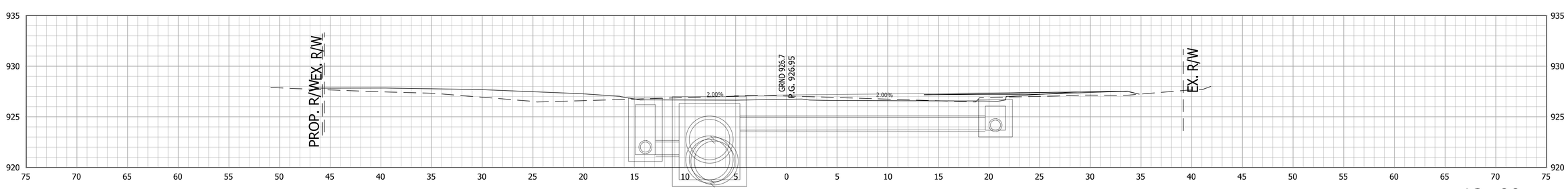

13+00

RECOMMENDED FOR APPROVAL _____ DESIGN ENGINEER DATE	INDIANA DEPARTMENT OF TRANSPORTATION	HORIZONTAL SCALE 1"=5'	BRIDGE FILE .
		VERTICAL SCALE 1"=5'	DESIGNATION 1800256
DESIGNED: AGO DRAWN: JEC	CROSS SECTIONS LINE "PR-A"	SURVEY BOOK .	SHEETS 95 of 128
CHECKED: DC CHECKED: WRC		CONTRACT R-41463	PROJECT 1800256

c:\users\mitchell.wilcox\appdata\local\bentley\projectwise\workingdir\mb-us-pw.bentley.com_mb-us-pw-03\mitchell.wilcox@mbakerintl.com\dms41015\1800256_RD_SHT_XSECT_10.dgn

+30, CLASS I DRIVE REQ'D., RT.

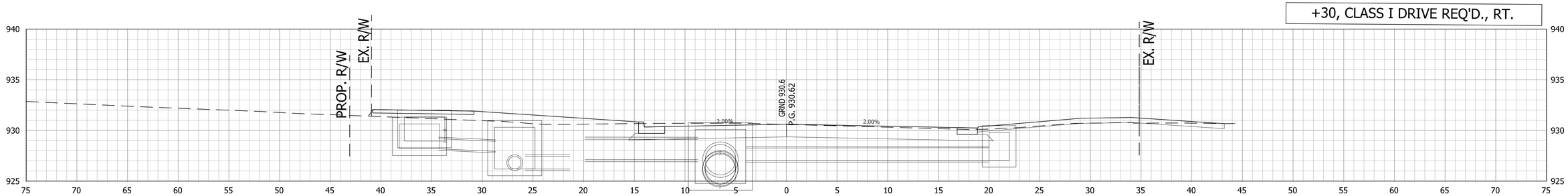

15+30

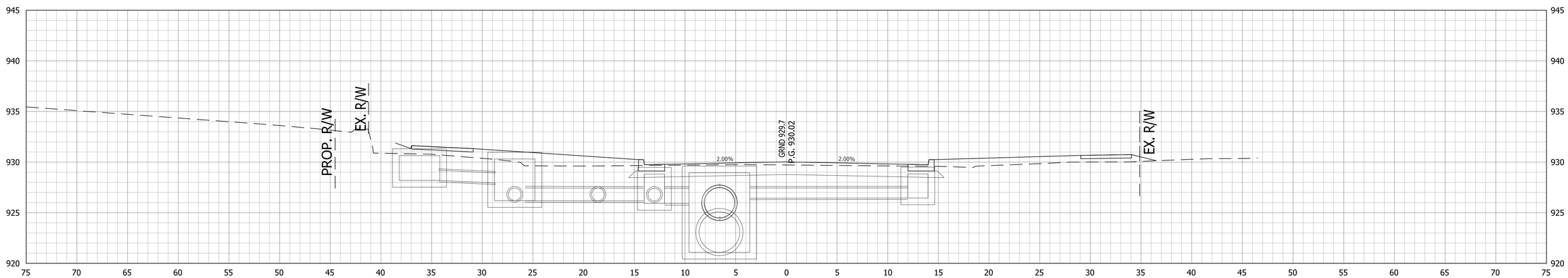

15+00

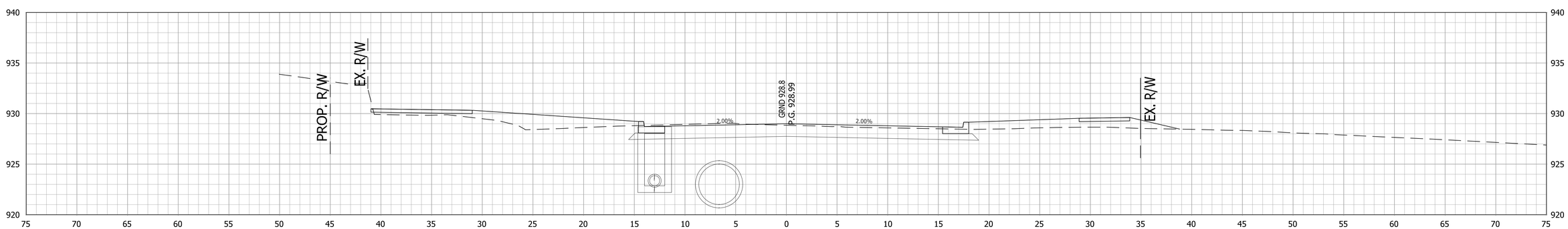

14+50

RECOMMENDED FOR APPROVAL ____ DESIGN ENGINEER DATE	INDIANA DEPARTMENT OF TRANSPORTATION	HORIZONTAL SCALE 1"=5'	BRIDGE FILE -
		VERTICAL SCALE 1"=5'	DESIGNATION 1800256
DESIGNED: AGO / DRAWN: JEC	CROSS SECTIONS LINE "PR-A"	SURVEY BOOK -	SHEETS 96 of 128
CHECKED: DC / CHECKED: WRC		CONTRACT R-41463	PROJECT 1800256

c:\users\mitchell.wilcox\appdata\local\bentley\projectwise\workingdir\mb-us-pw.bentley.com_mb-us-pw-03\mitchell.wilcox@mbakerintl.com\dms41015\1800256_RD_SHT_XSECT_11.dgn

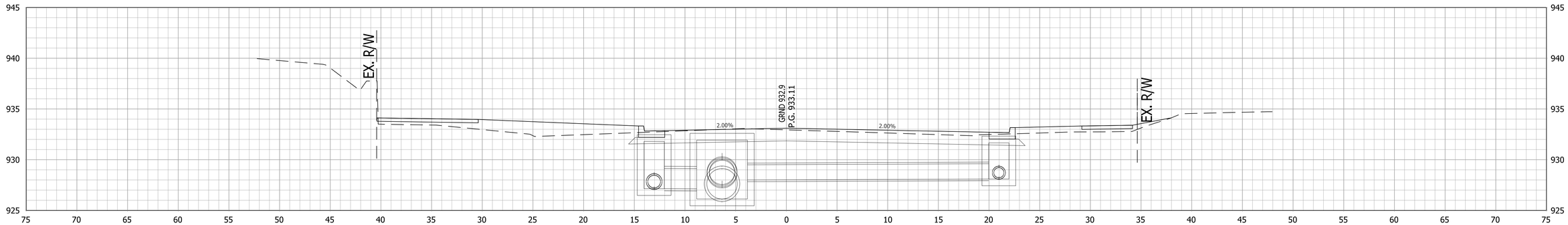

16+50

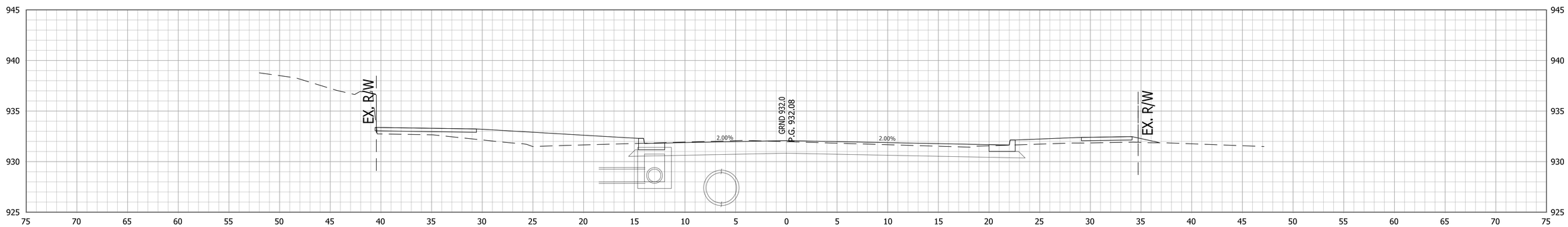

16+00

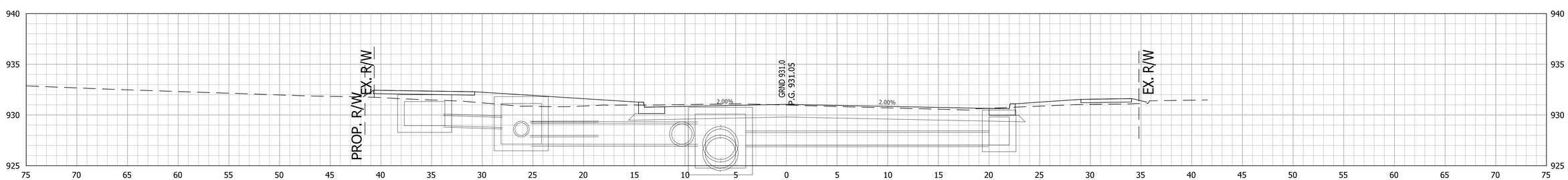

15+50

RECOMMENDED FOR APPROVAL _____ DESIGN ENGINEER DATE	INDIANA DEPARTMENT OF TRANSPORTATION	HORIZONTAL SCALE 1"=5'	BRIDGE FILE .
		VERTICAL SCALE 1"=5'	DESIGNATION 1800256
DESIGNED: AGO / DRAWN: JEC	CROSS SECTIONS LINE "PR-A"	SURVEY BOOK .	SHEETS 97 of 128
CHECKED: DC / CHECKED: WRC		CONTRACT R-41463	PROJECT 1800256

c:\users\mitchell.wilcox\appdata\local\bentley\projectwise\workingdir\mb-us-pw.bentley.com_mb-us-pw-03\mitchell.wilcox@mbakerintl.com\dms41015\1800256_RD_SHT_XSECT_12.dgn

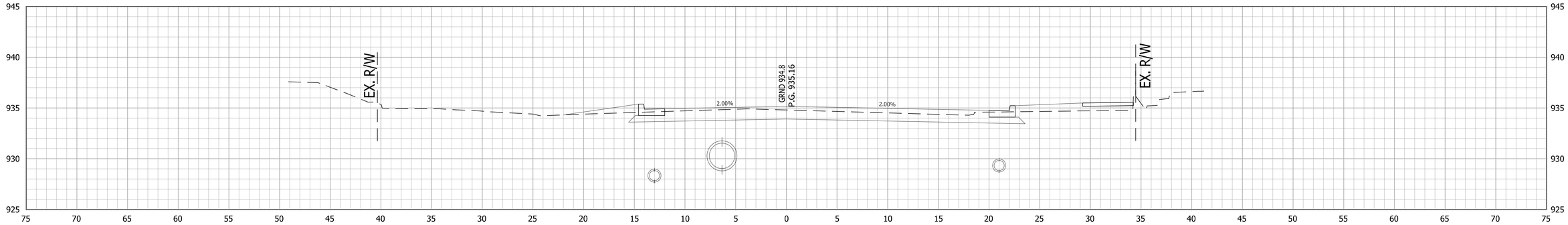

17+50

+33, CLASS I DRIVE REQ'D., LT.

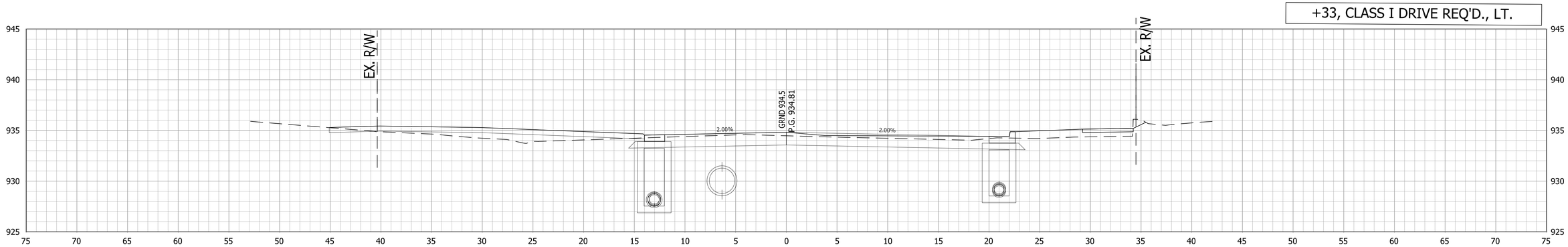

17+33

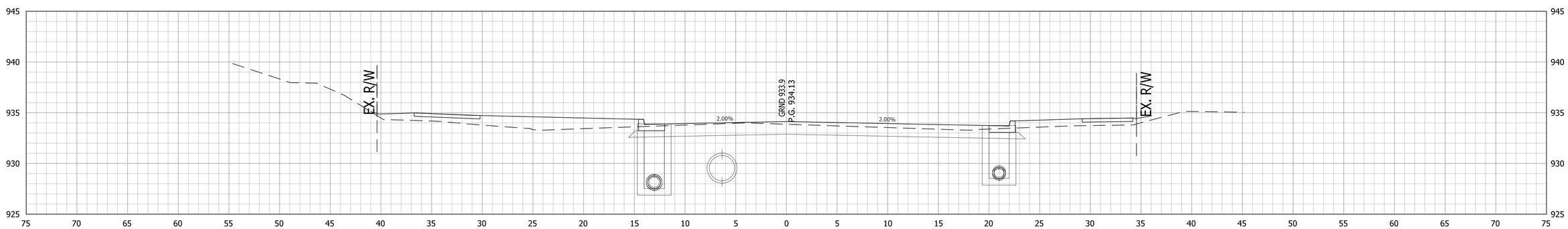

17+00

RECOMMENDED FOR APPROVAL _____ DESIGN ENGINEER DATE	INDIANA DEPARTMENT OF TRANSPORTATION	HORIZONTAL SCALE 1"=5'	BRIDGE FILE .
		VERTICAL SCALE 1"=5'	DESIGNATION 1800256
DESIGNED: AGO / DRAWN: JEC	CROSS SECTIONS LINE "PR-A"	SURVEY BOOK .	SHEETS 98 of 128
CHECKED: DC / CHECKED: WRC		CONTRACT R-41463	PROJECT 1800256

c:\users\mitchell.wilcox\appdata\local\bentley\projectwise\workingdir\mb-us-pw.bentley.com_mb-us-pw-03\mitchell.wilcox@mbakerintl.com\dms41015\1800256_RD_SHT_XSECT_13.dgn

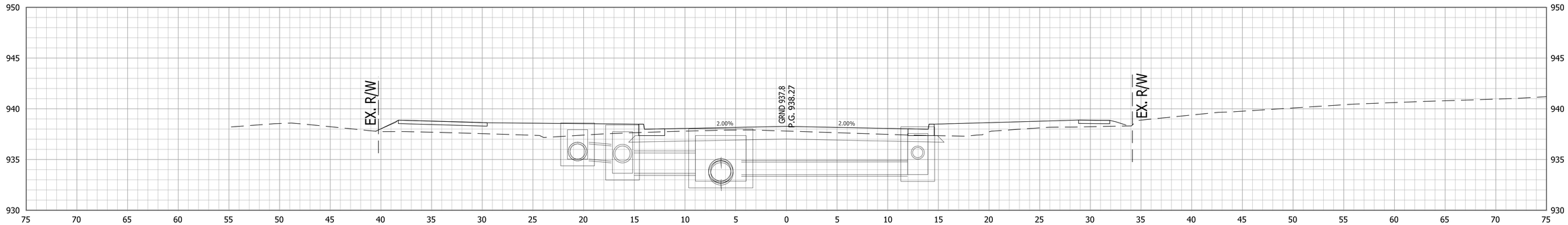

19+00

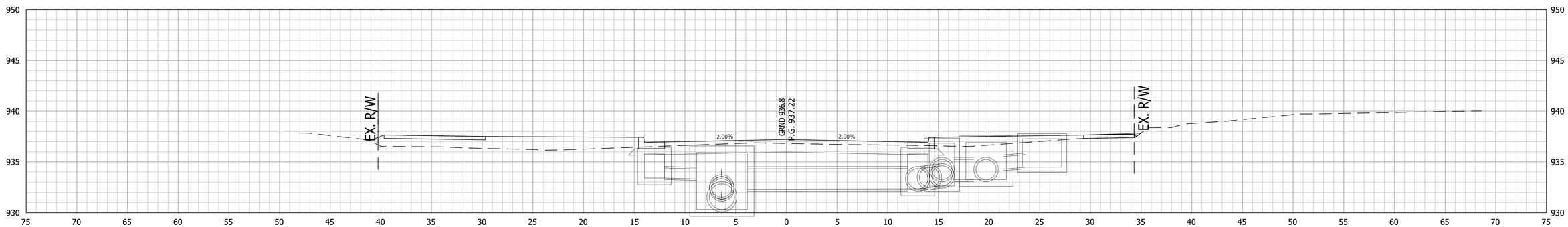

18+50

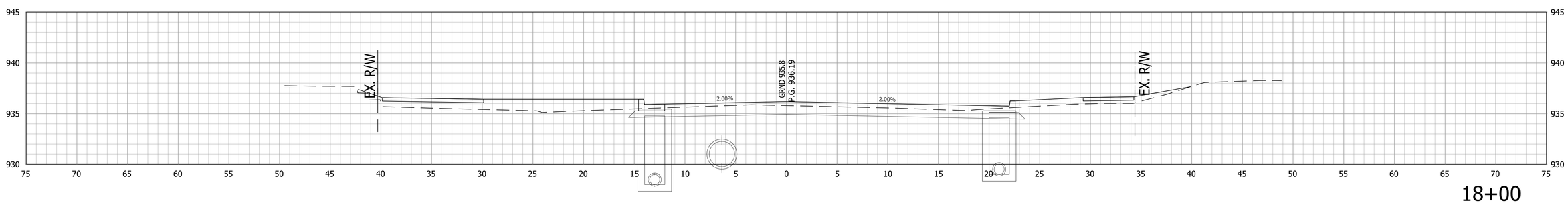

18+00

RECOMMENDED FOR APPROVAL _____ DESIGN ENGINEER DATE	INDIANA DEPARTMENT OF TRANSPORTATION	HORIZONTAL SCALE 1"=5'	BRIDGE FILE .
		VERTICAL SCALE 1"=5'	DESIGNATION 1800256
DESIGNED: AGO / DRAWN: JEC	CROSS SECTIONS LINE "PR-A"	SURVEY BOOK .	SHEETS 99 of 128
CHECKED: DC / CHECKED: WRC		CONTRACT R-41463	PROJECT 1800256

c:\users\mitchell.wilcox\appdata\local\bentley\projectwise\workingdir\mb-us-pw.bentley.com_mb-us-pw-03\mitchell.wilcox@mbakerintl.com\dms41015\1800256_RD_SHT_XSECT_14.dgn

+37, CLASS I MOD. DRIVE REQ'D., LT.

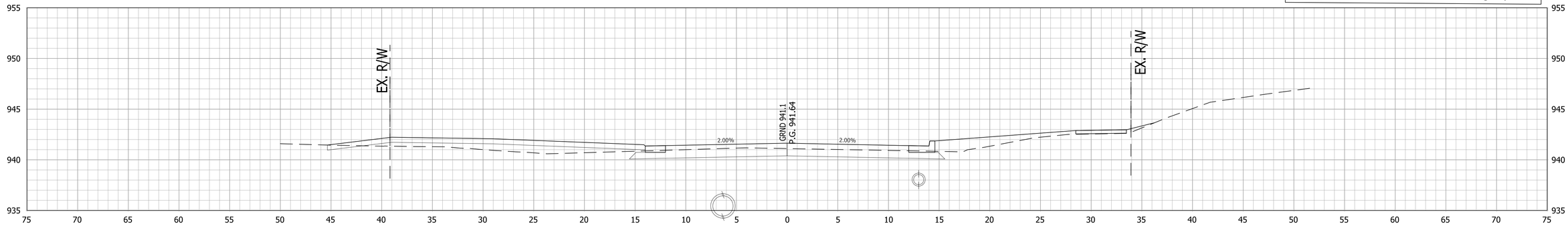

20+37

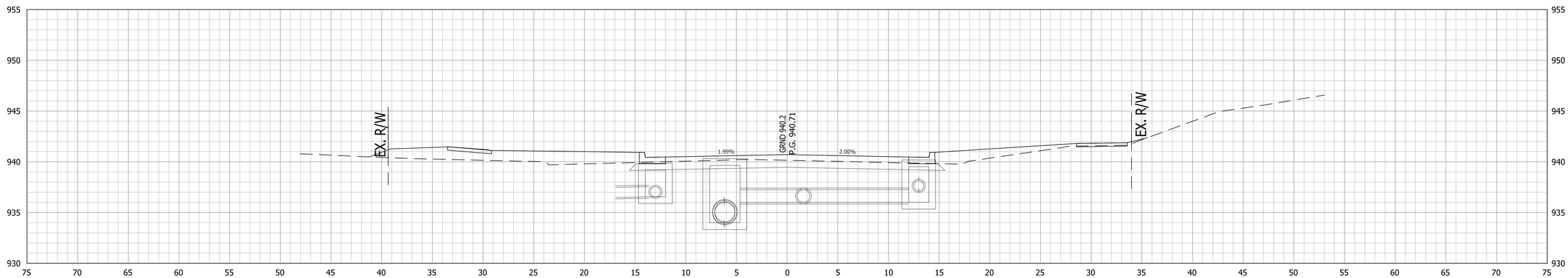

20+00

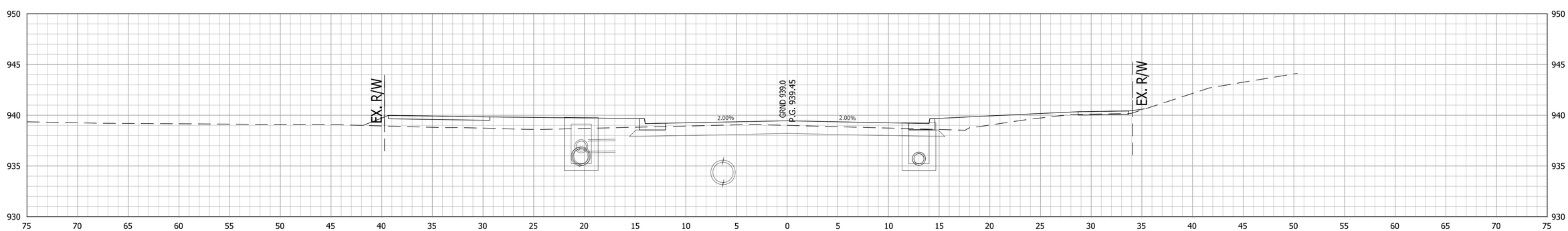

19+50

RECOMMENDED FOR APPROVAL	DESIGN ENGINEER PLN_PREP_BY	DATE	INDIANA DEPARTMENT OF TRANSPORTATION
DESIGNED: AGO	DRAWN: JEC		CROSS SECTIONS LINE "PR-A"
CHECKED: DC $DESBY$	CHECKED: WRC $CHKBY$	DWN_DT	

HORIZONTAL SCALE	BRIDGE FILE
1"=5'	.
VERTICAL SCALE	DESIGNATION
1"=5' $SCALE$	1800256 NA
SURVEY BOOK	SHEETS
.	100 of 020132
CONTRACT	PROJECT
R-41463 Plan Plan Seymour survey	1800256

c:\users\mitchell.wilcox\appdata\local\bentley\projectwise\workingdir\mb-us-pw.bentley.com_mb-us-pw-03\mitchell.wilcox@mbakerintl.com\dms41015\1800256_RD_SHT_XSECT_15.dgn

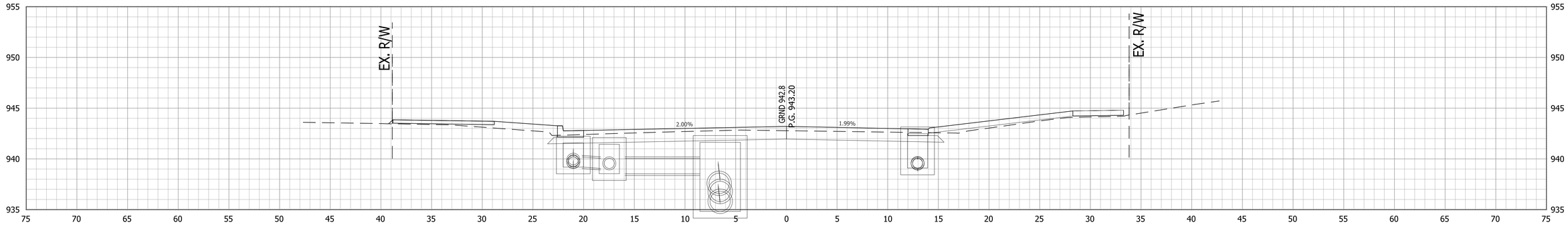

21+00

+96, CLASS I DRIVE REQ'D., RT.

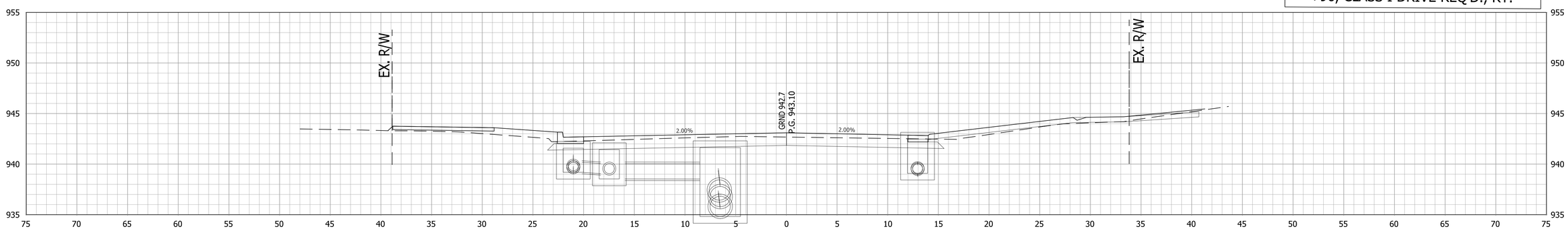

20+96

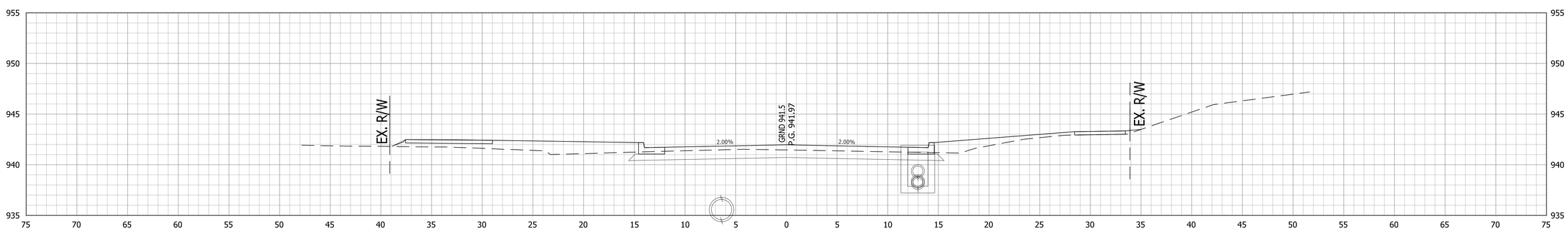

20+50

RECOMMENDED FOR APPROVAL _____ DESIGN ENGINEER DATE	INDIANA DEPARTMENT OF TRANSPORTATION	HORIZONTAL SCALE 1"=5'	BRIDGE FILE .
		VERTICAL SCALE 1"=5'	DESIGNATION 1800256
DESIGNED: AGO / DRAWN: JEC	CROSS SECTIONS LINE "PR-A"	SURVEY BOOK .	SHEETS 101 of 128
CHECKED: DC / CHECKED: WRC		CONTRACT R-41463	PROJECT 1800256

c:\users\mitchell.wilcox\appdata\local\bentley\projectwise\workingdir\mb-us-pw.bentley.com_mb-us-pw-03\mitchell.wilcox@mbakerintl.com\dms41015\1800256_RD_SHT_XSECT_16.dgn

+62, CLASS I MOD. DRIVE REQ'D., RT.

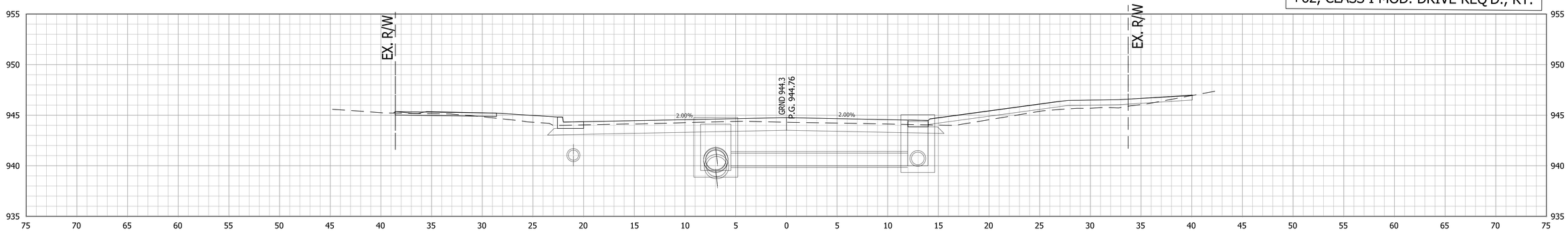

21+62

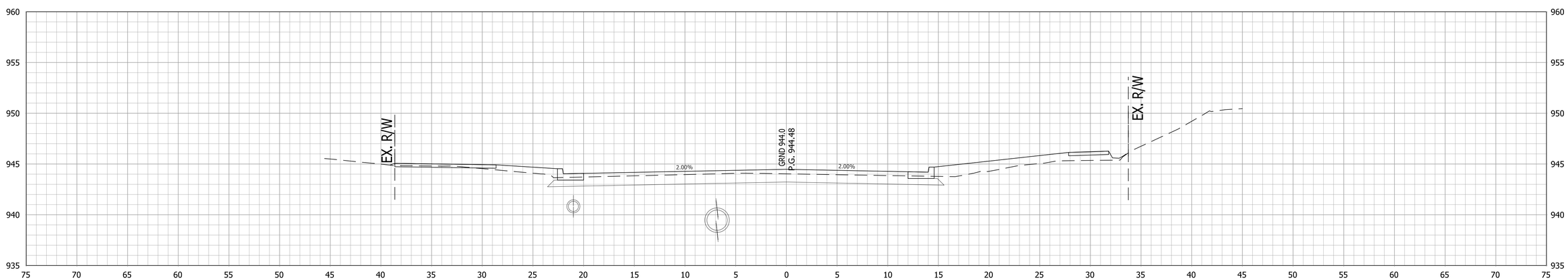

21+50

RECOMMENDED FOR APPROVAL _____ DESIGN ENGINEER DATE	INDIANA DEPARTMENT OF TRANSPORTATION	HORIZONTAL SCALE 1"=5'	BRIDGE FILE .
		VERTICAL SCALE 1"=5'	DESIGNATION 1800256
DESIGNED: AGO / DRAWN: JEC	CROSS SECTIONS LINE "PR-A"	SURVEY BOOK .	SHEETS 102 of 128
CHECKED: DC / CHECKED: WRC		CONTRACT R-41463	PROJECT 1800256

c:\users\mitchell.wilcox\appdata\local\bentley\projectwise\workingdir\mb-us-pw-03\mitchell.wilcox@mbakerintl.com\dms41015\1800256_RD_SHT_XSECT_17.dgn

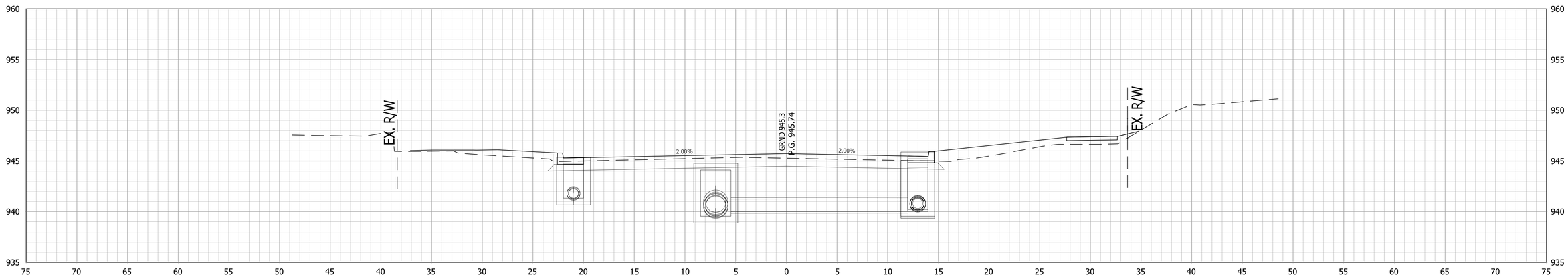

22+00

+85, CLASS I DRIVE REQ'D., LT.

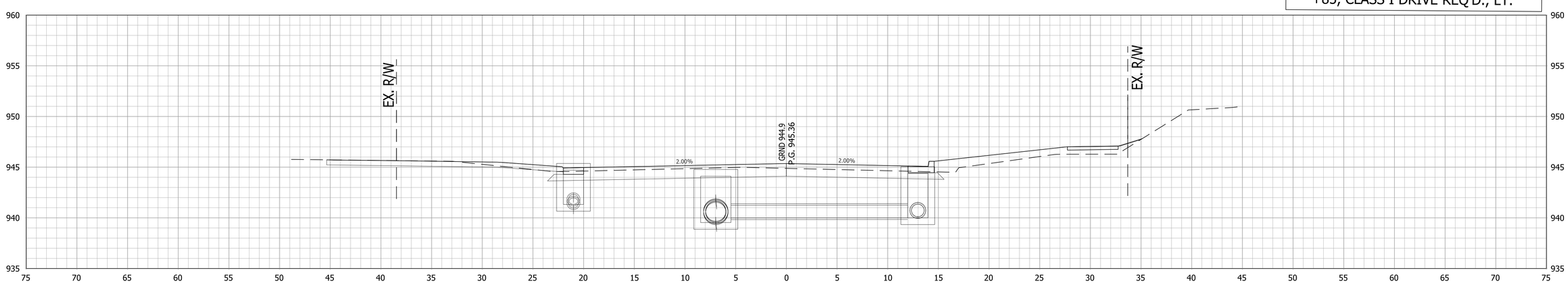

21+85

RECOMMENDED FOR APPROVAL _____ DESIGN ENGINEER DATE	INDIANA DEPARTMENT OF TRANSPORTATION	HORIZONTAL SCALE 1"=5'	BRIDGE FILE .
		VERTICAL SCALE 1"=5'	DESIGNATION 1800256
DESIGNED: AGO / DRAWN: JEC	CROSS SECTIONS LINE "PR-A"	SURVEY BOOK .	SHEETS 103 of 128
CHECKED: DC / CHECKED: WRC		CONTRACT R-41463	PROJECT 1800256

c:\users\mitchell.wilcox\appdata\local\bentley\projectwise\workingdir\mb-us-pw-03\mitchell.wilcox@mbakerintl.com\dms41015\1800256_RD_SHT_XSECT_18.dgn

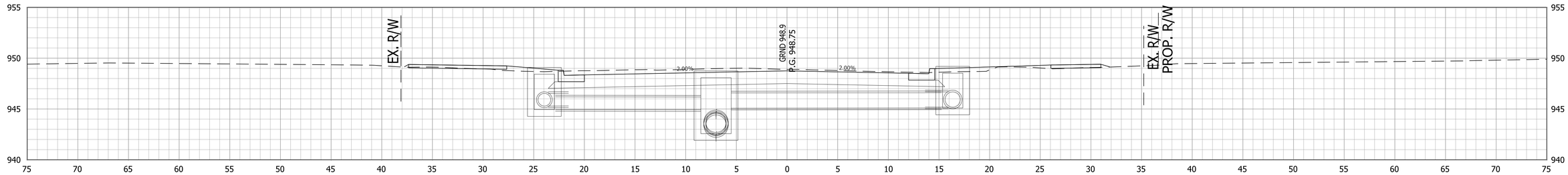

23+50

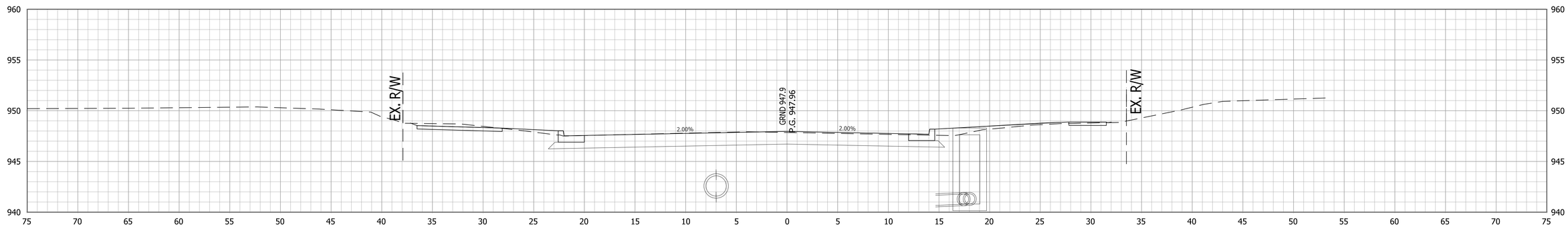

23+00

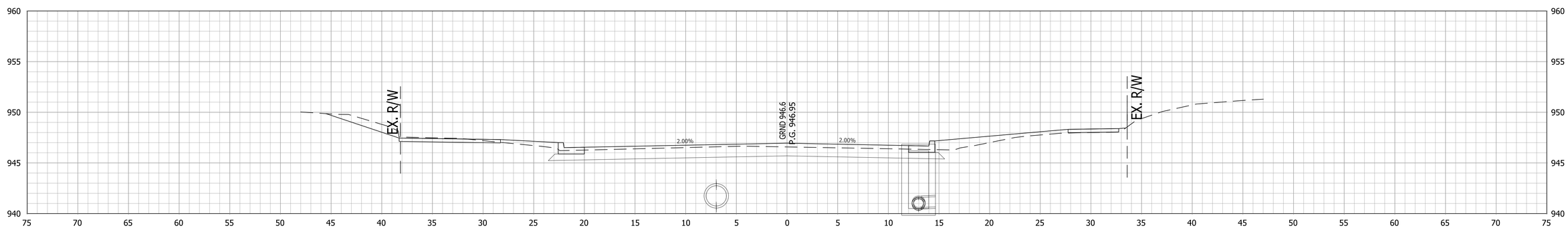

22+50

RECOMMENDED FOR APPROVAL _____ DESIGN ENGINEER DATE	INDIANA DEPARTMENT OF TRANSPORTATION	HORIZONTAL SCALE 1"=5'	BRIDGE FILE .
		VERTICAL SCALE 1"=5'	DESIGNATION 1800256
DESIGNED: AGO / DRAWN: JEC	CROSS SECTIONS LINE "PR-A"	SURVEY BOOK .	SHEETS 104 of 128
CHECKED: DC / CHECKED: WRC		CONTRACT R-41463	PROJECT 1800256

c:\users\mitchell.wilcox\appdata\local\bentley\projectwise\workingdir\mb-us-pw.bentley.com_mb-us-pw-03\mitchell.wilcox@mbakerintl.com\dms41015\1800256_RD_SHT_XSECT_19.dgn

+31, CLASS I DRIVE REQ'D., LT.

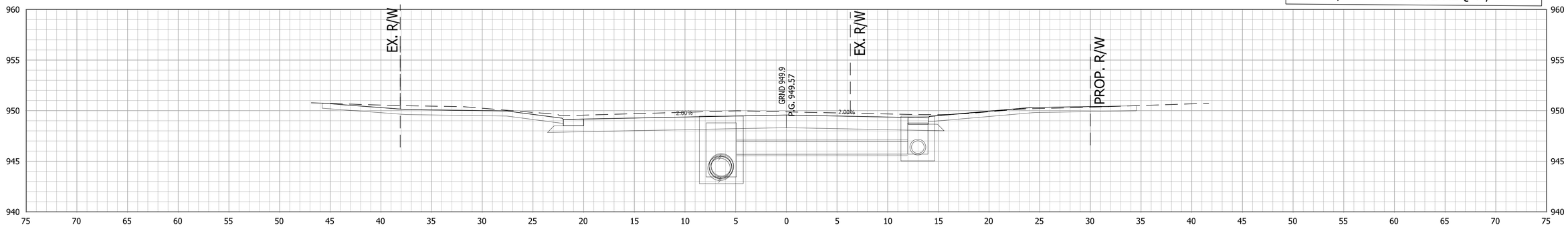

24+31

+15, CLASS I MOD. DRIVE REQ'D., RT.

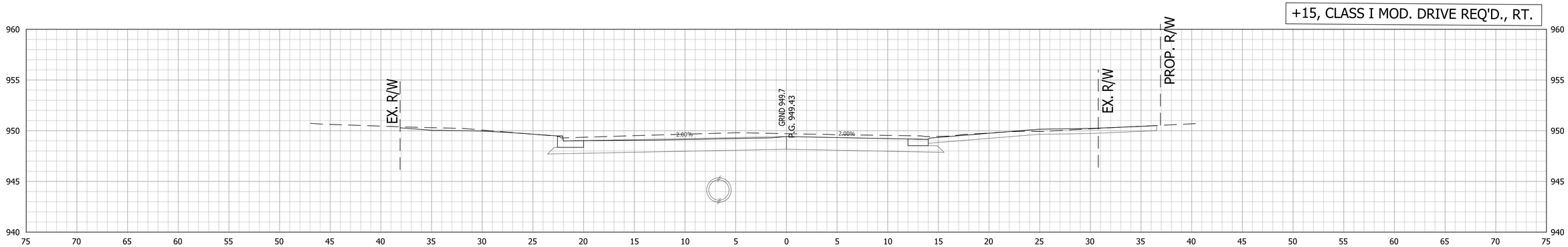

24+15

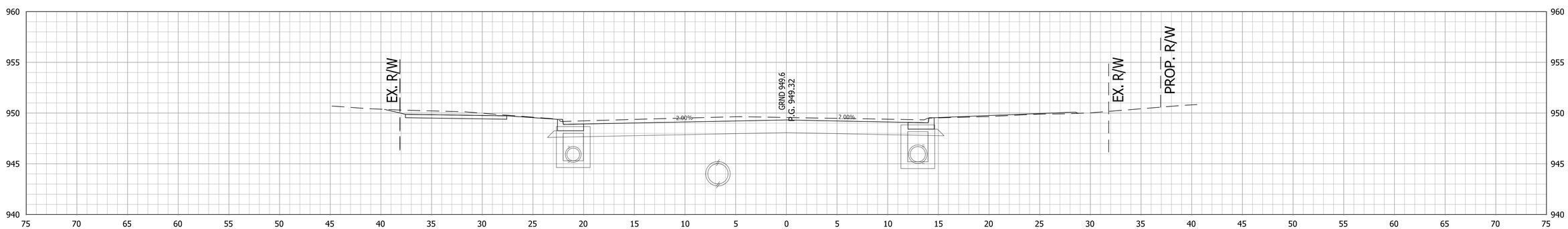

24+00

RECOMMENDED FOR APPROVAL _____ DESIGN ENGINEER DATE	INDIANA DEPARTMENT OF TRANSPORTATION	HORIZONTAL SCALE 1"=5'	BRIDGE FILE .
		VERTICAL SCALE 1"=5'	DESIGNATION 1800256
DESIGNED: AGO / DRAWN: JEC	CROSS SECTIONS LINE "PR-A"	SURVEY BOOK .	SHEETS 105 of 128
CHECKED: DC / CHECKED: WRC		CONTRACT R-41463	PROJECT 1800256

c:\users\mitchell.wilcox\appdata\local\bentley\projectwise\workingdir\mb-us-pw.bentley.com_mb-us-pw-03\mitchell.wilcox@mbakerintl.com\dms41015\1800256_RD_SHT_XSECT_20.dgn

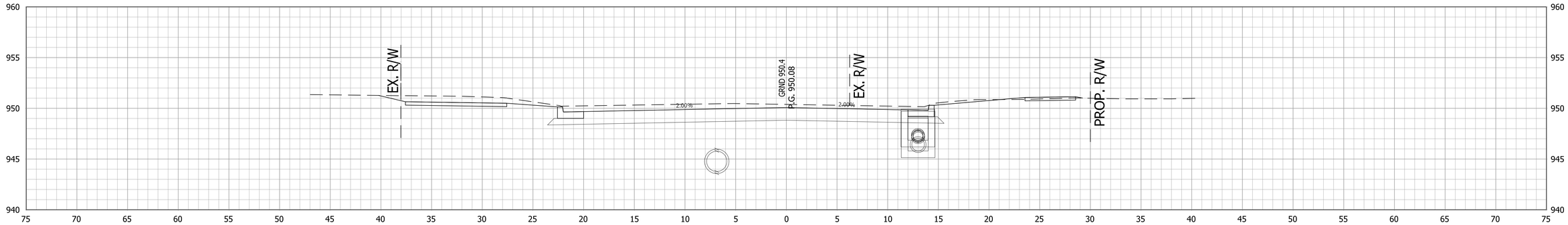

25+00

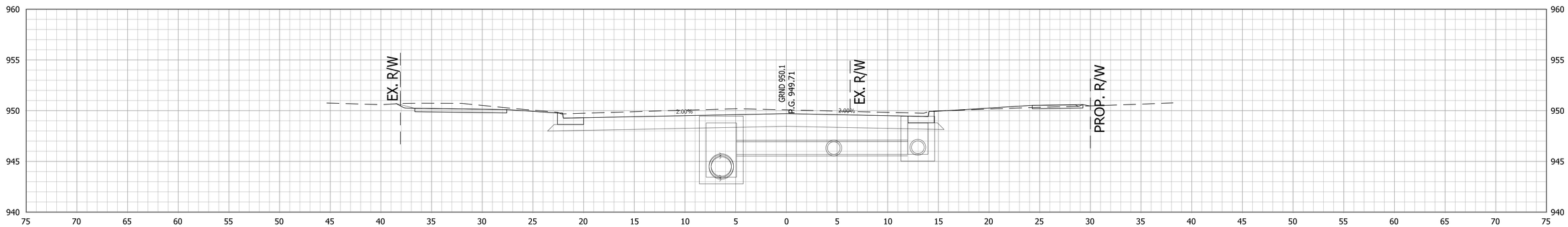

24+50

+32, CLASS I MOD. DRIVE REQ'D., RT.

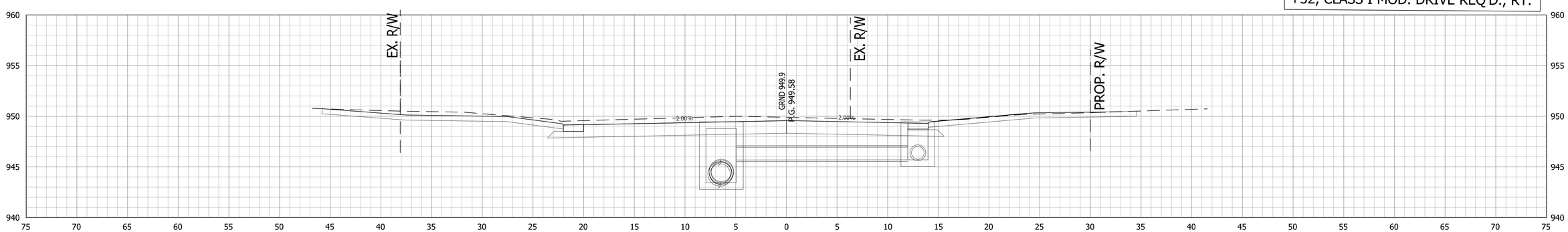

24+32

RECOMMENDED FOR APPROVAL _____ DESIGN ENGINEER DATE	INDIANA DEPARTMENT OF TRANSPORTATION	HORIZONTAL SCALE 1"=5'	BRIDGE FILE .
		VERTICAL SCALE 1"=5'	DESIGNATION 1800256
DESIGNED: AGO / DRAWN: JEC	CROSS SECTIONS LINE "PR-A"	SURVEY BOOK .	SHEETS 106 of 128
CHECKED: DC / CHECKED: WRC		CONTRACT R-41463	PROJECT 1800256

c:\users\mitchell.wilcox\appdata\local\bentley\projectwise\workingdir\mb-us-pw.bentley.com_mb-us-pw-03\mitchell.wilcox@mbakerintl.com\dms41015\1800256_RD_SHT_XSECT_21.dgn

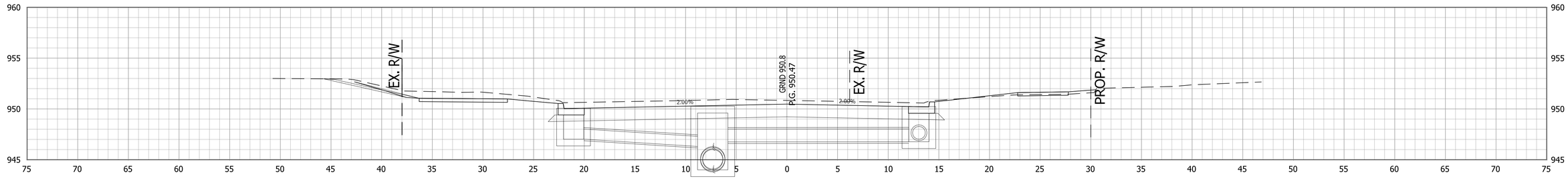

25+50

+31, CLASS I DRIVE REQ'D., RT.

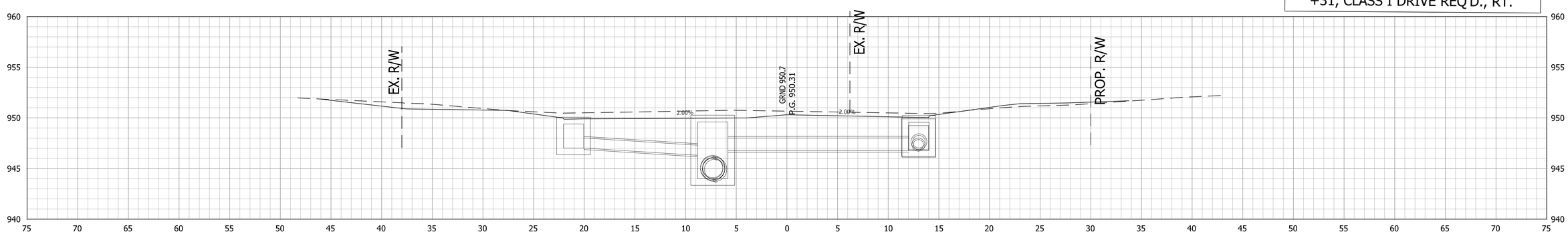

25+31

+30, CLASS I DRIVE REQ'D., LT.

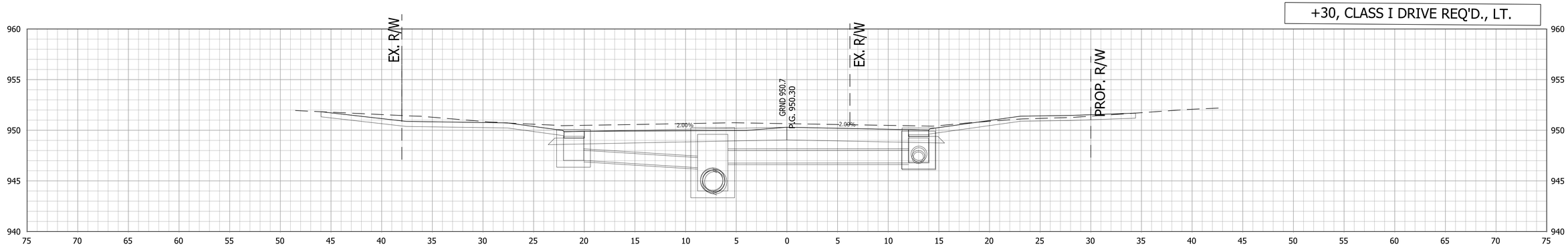

25+30

RECOMMENDED FOR APPROVAL _____ DESIGN ENGINEER DATE	INDIANA DEPARTMENT OF TRANSPORTATION	HORIZONTAL SCALE 1"=5'	BRIDGE FILE .
		VERTICAL SCALE 1"=5'	DESIGNATION 1800256
DESIGNED: AGO / DRAWN: JEC	CROSS SECTIONS LINE "PR-A"	SURVEY BOOK .	SHEETS 107 of 128
CHECKED: DC / CHECKED: WRC		CONTRACT R-41463	PROJECT 1800256

c:\users\mitchell.wilcox\appdata\local\bentley\projectwise\workingdir\mb-us-pw.bentley.com_mb-us-pw-03\mitchell.wilcox@mbakerintl.com\dms41015\1800256_RD_SHT_XSECT_22.dgn

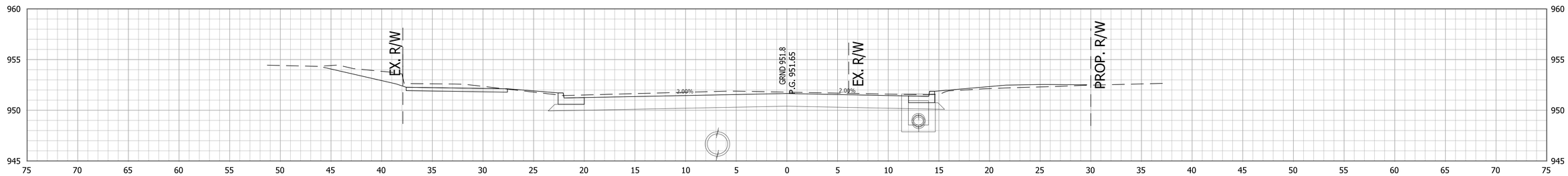

26+50

+44, CLASS I MOD. DRIVE REQ'D., RT.

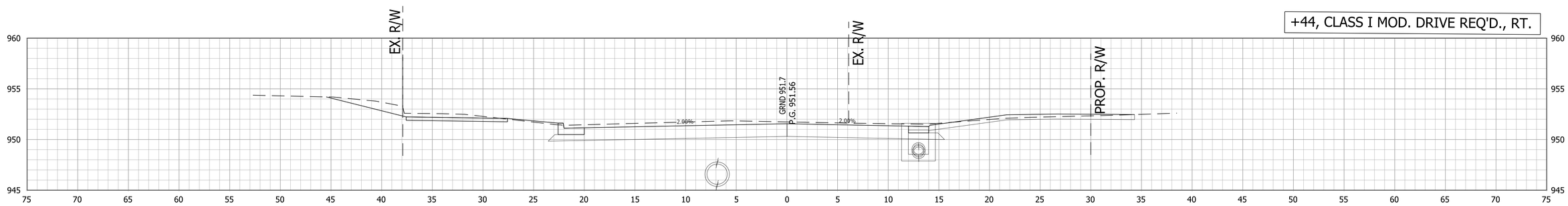

26+44

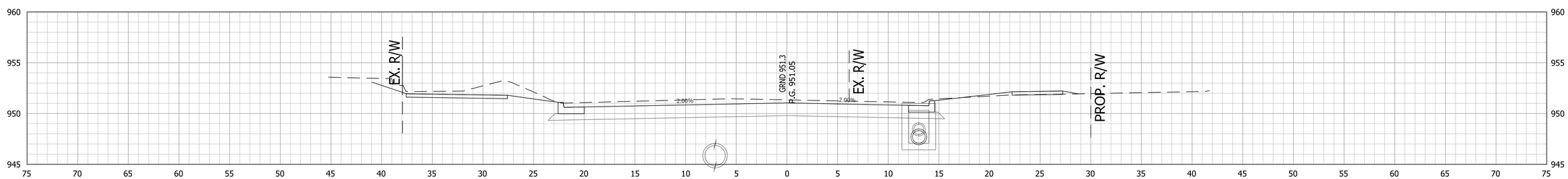

26+00

RECOMMENDED FOR APPROVAL _____ DESIGN ENGINEER DATE	INDIANA DEPARTMENT OF TRANSPORTATION	HORIZONTAL SCALE 1"=5'	BRIDGE FILE .
		VERTICAL SCALE 1"=5'	DESIGNATION 1800256
DESIGNED: AGO / DRAWN: JEC	CROSS SECTIONS LINE "PR-A"	SURVEY BOOK .	SHEETS 108 of 128
CHECKED: DC / CHECKED: WRC		CONTRACT R-41463	PROJECT 1800256

c:\users\mitchell.wilcox\appdata\local\bentley\projectwise\workingdir\mb-us-pw.bentley.com_mb-us-pw-03\mitchell.wilcox@mbakerintl.com\dms41015\1800256_RD_SHT_XSECT_23.dgn

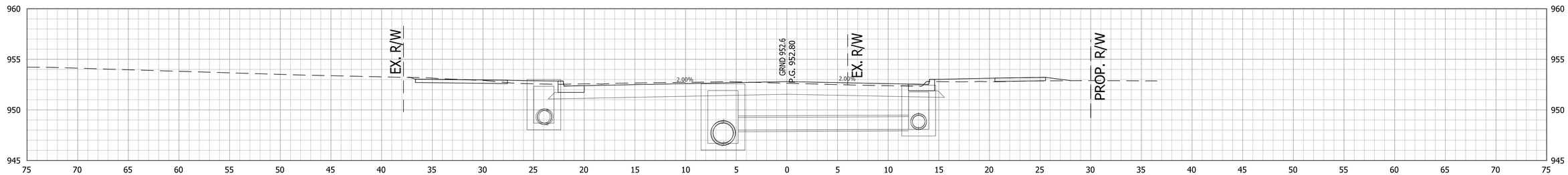

27+50

+23, CLASS I DRIVE REQ'D., RT.

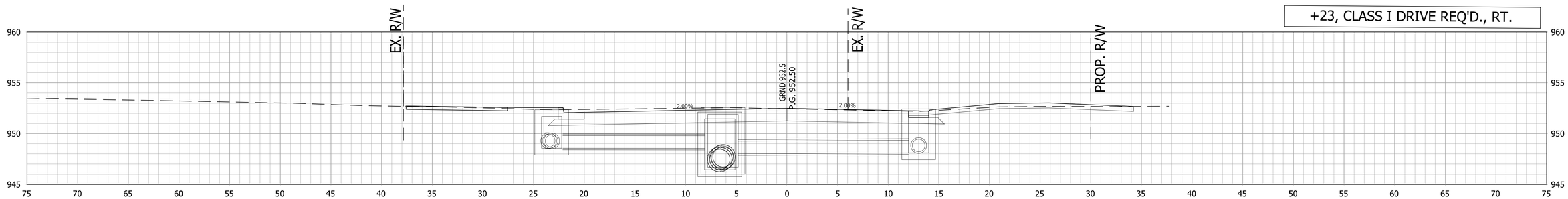

27+23

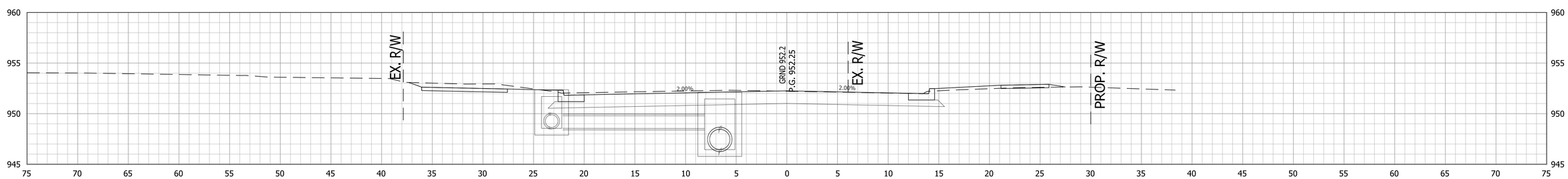

27+00

RECOMMENDED FOR APPROVAL _____ DESIGN ENGINEER DATE	INDIANA DEPARTMENT OF TRANSPORTATION	HORIZONTAL SCALE 1"=5'	BRIDGE FILE .
		VERTICAL SCALE 1"=5'	DESIGNATION 1800256
DESIGNED: AGO / DRAWN: JEC	CROSS SECTIONS LINE "PR-A"	SURVEY BOOK .	SHEETS 109 of 128
CHECKED: DC / CHECKED: WRC		CONTRACT R-41463	PROJECT 1800256

c:\users\mitchell.wilcox\appdata\local\bentley\projectwise\workingdir\mb-us-pw.bentley.com_mb-us-pw-03\mitchell.wilcox@mbakerintl.com\dms41015\1800256_RD_SHT_XSECT_24.dgn

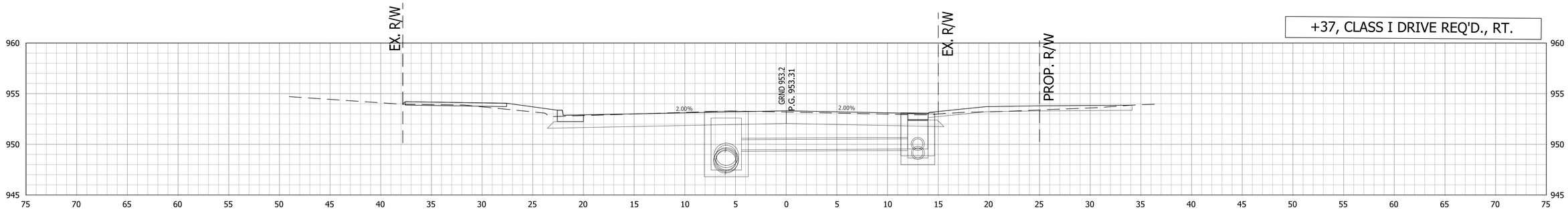

28+37

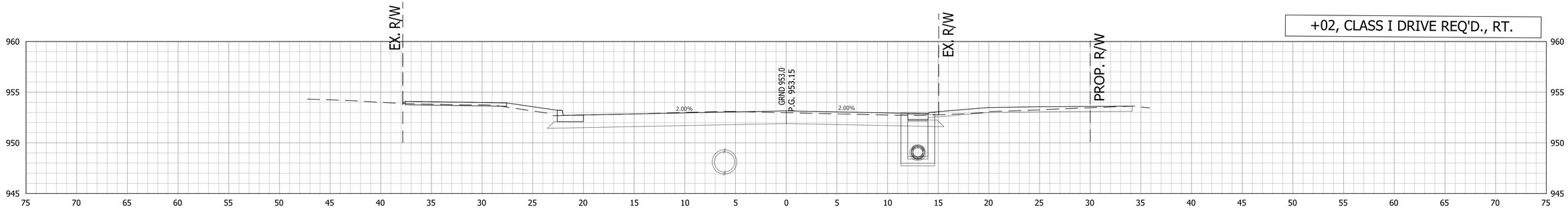

28+02

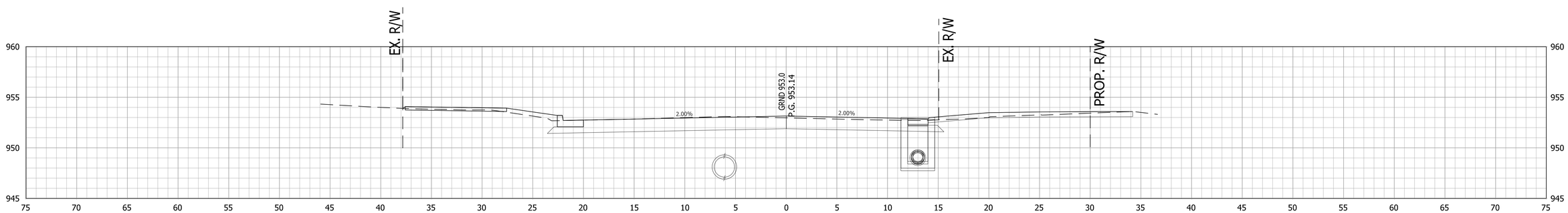

28+00

RECOMMENDED FOR APPROVAL _____ DESIGN ENGINEER DATE	INDIANA DEPARTMENT OF TRANSPORTATION	HORIZONTAL SCALE 1"=5'	BRIDGE FILE .
		VERTICAL SCALE 1"=5'	DESIGNATION 1800256
DESIGNED: AGO / DRAWN: JEC	CROSS SECTIONS LINE "PR-A"	SURVEY BOOK .	SHEETS 110 of 128
CHECKED: DC / CHECKED: WRC		CONTRACT R-41463	PROJECT 1800256

c:\users\mitchell.wilcox\appdata\local\bentley\projectwise\workingdir\mb-us-pw.bentley.com_mb-us-pw-03\mitchell.wilcox@mbakerintl.com\dms41015\1800256_RD_SHT_XSECT_25.dgn

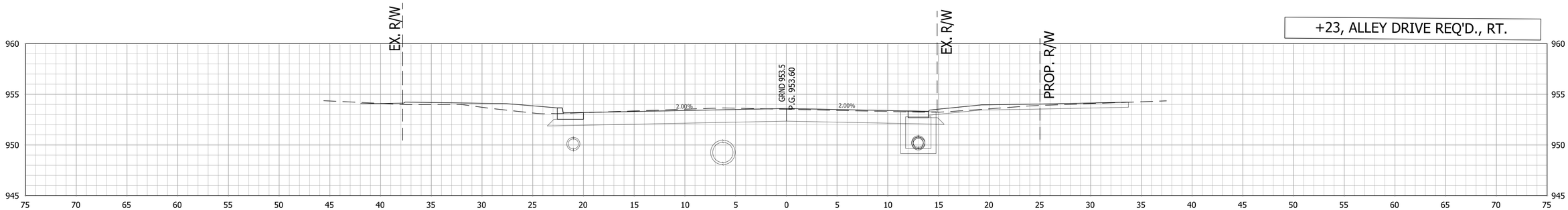

29+23

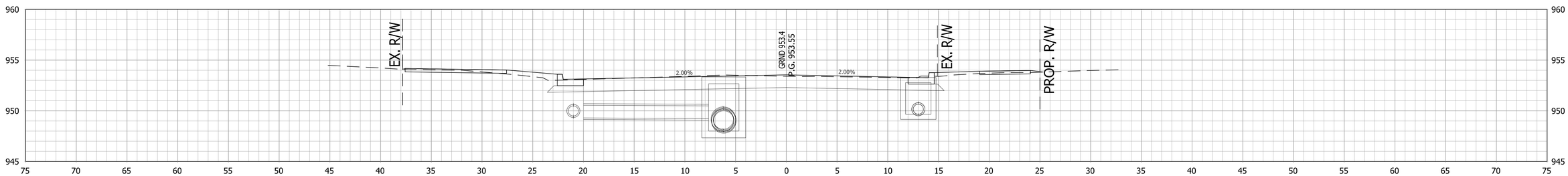

29+00

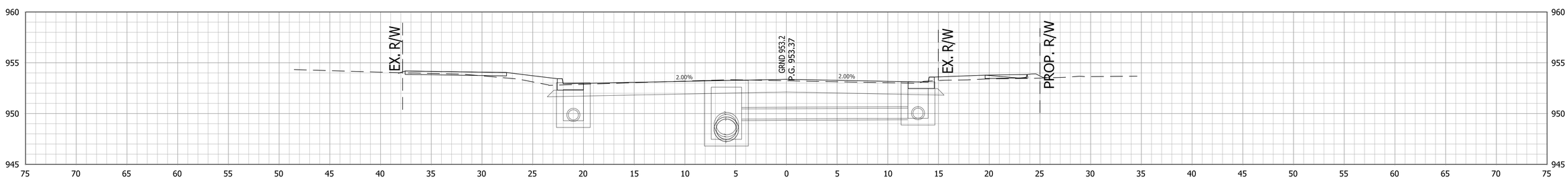

28+50

RECOMMENDED FOR APPROVAL _____ DESIGN ENGINEER DATE	INDIANA DEPARTMENT OF TRANSPORTATION	HORIZONTAL SCALE 1"=5'	BRIDGE FILE .
		VERTICAL SCALE 1"=5'	DESIGNATION 1800256
DESIGNED: AGO / DRAWN: JEC	CROSS SECTIONS LINE "PR-A"	SURVEY BOOK .	SHEETS 111 of 128
CHECKED: DC / CHECKED: WRC		CONTRACT R-41463	PROJECT 1800256

c:\users\mitchell.wilcox\appdata\local\bentley\projectwise\workingdir\mb-us-pw.bentley.com_mb-us-pw-03\mitchell.wilcox@mbakerintl.com\dms41015\1800256_RD_SHT_XSECT_26.dgn

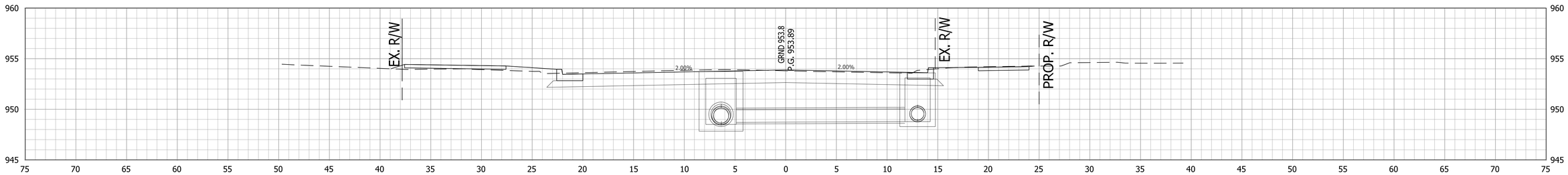

30+00

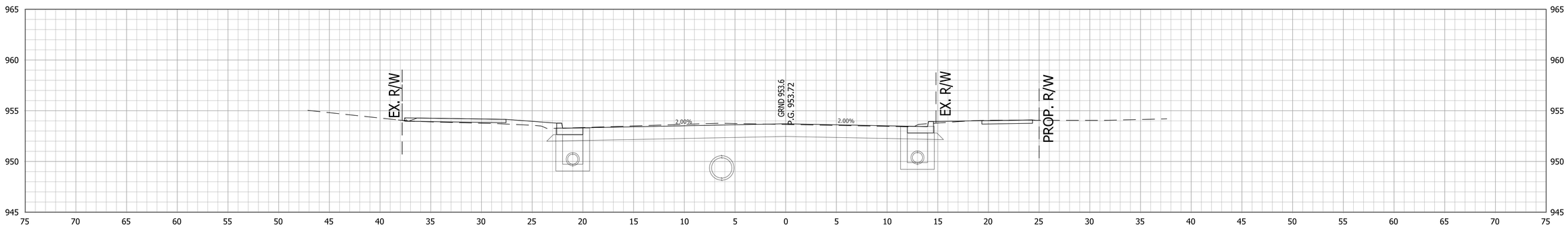

29+50

+33, CLASS I DRIVE REQ'D., LT.

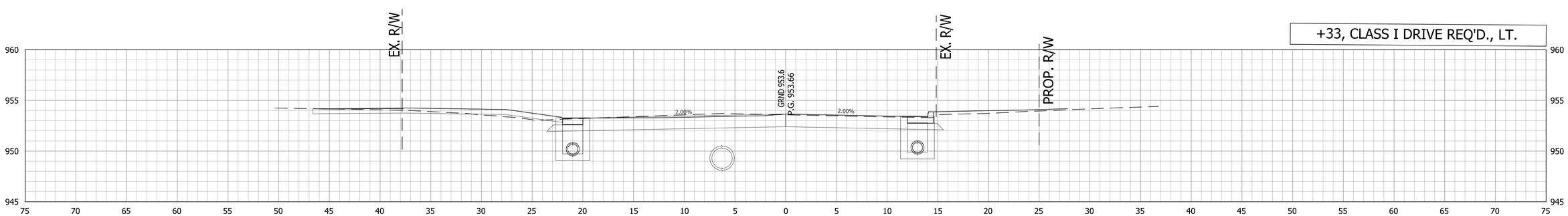

29+33

RECOMMENDED FOR APPROVAL _____ DESIGN ENGINEER DATE	INDIANA DEPARTMENT OF TRANSPORTATION	HORIZONTAL SCALE 1"=5'	BRIDGE FILE .
		VERTICAL SCALE 1"=5'	DESIGNATION 1800256
DESIGNED: AGO / DRAWN: JEC	CROSS SECTIONS LINE "PR-A"	SURVEY BOOK .	SHEETS 112 of 128
CHECKED: DC / CHECKED: WRC		CONTRACT R-41463	PROJECT 1800256

c:\users\mitchell.wilcox\appdata\local\bentley\projectwise\workingdir\mb-us-pw.bentley.com_mb-us-pw-03\mitchell.wilcox@mbakerintl.com\dms41015\1800256_RD_SHT_XSECT_27.dgn

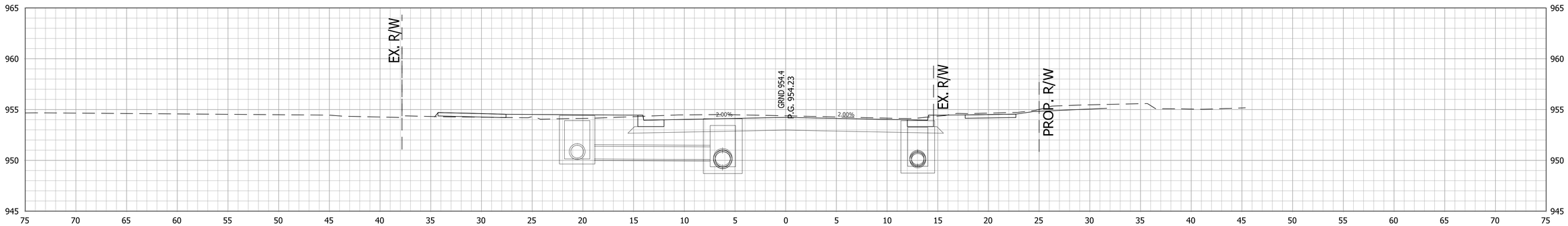

31+00

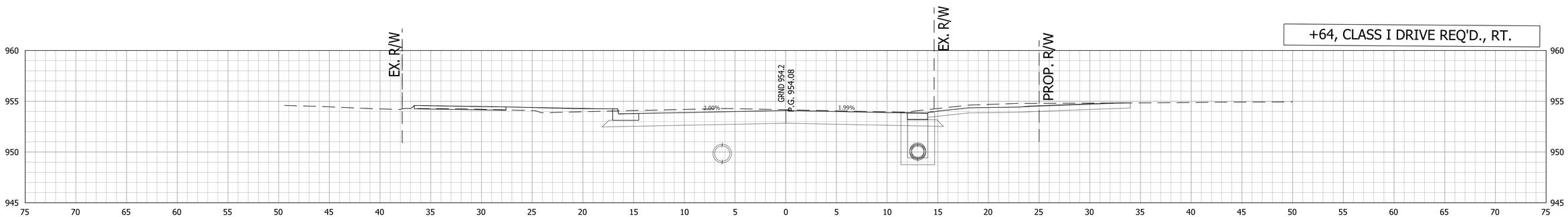

30+64

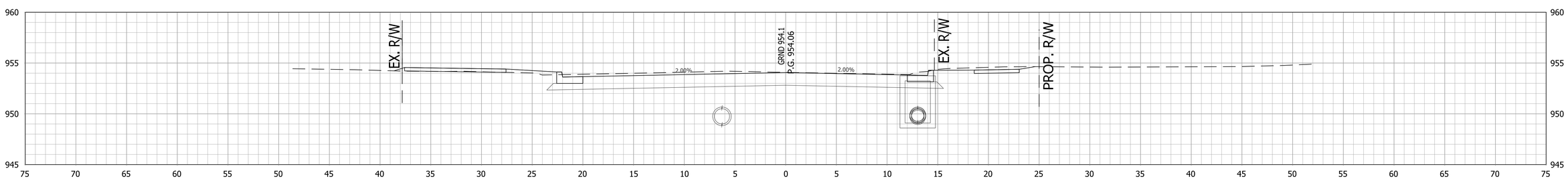

30+50

RECOMMENDED FOR APPROVAL _____ DESIGN ENGINEER DATE	INDIANA DEPARTMENT OF TRANSPORTATION	HORIZONTAL SCALE 1"=5'	BRIDGE FILE .
		VERTICAL SCALE 1"=5'	DESIGNATION 1800256
DESIGNED: AGO / DRAWN: JEC	CROSS SECTIONS LINE "PR-A"	SURVEY BOOK .	SHEETS 113 of 128
CHECKED: DC / CHECKED: WRC		CONTRACT R-41463	PROJECT 1800256

c:\users\mitchell.wilcox\appdata\local\bentley\projectwise\workingdir\mb-us-pw.bentley.com_mb-us-pw-03\mitchell.wilcox@mbakerintl.com\dms41015\1800256_RD_SHT_XSECT_28.dgn

+76, CLASS III MOD. DRIVE REQ'D., RT.

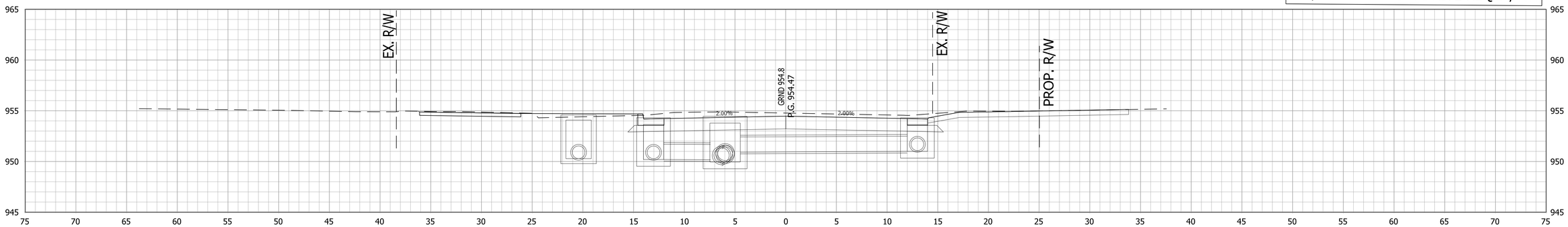

31+76

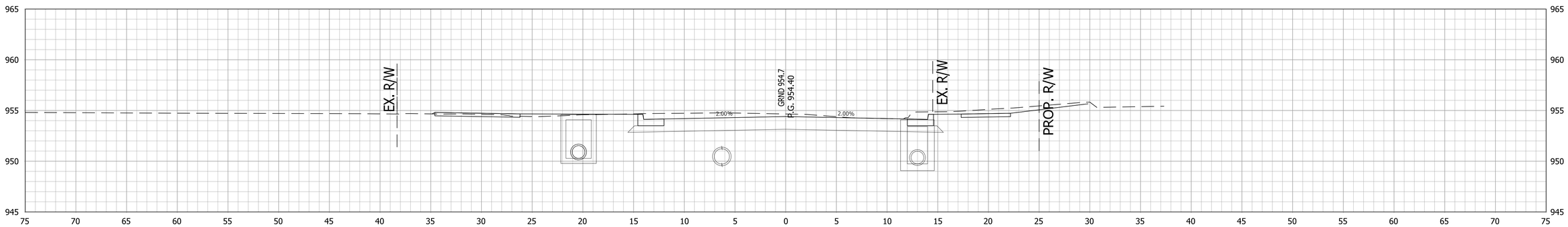

31+50

+12, CLASS III MOD. DRIVE REQ'D., RT.

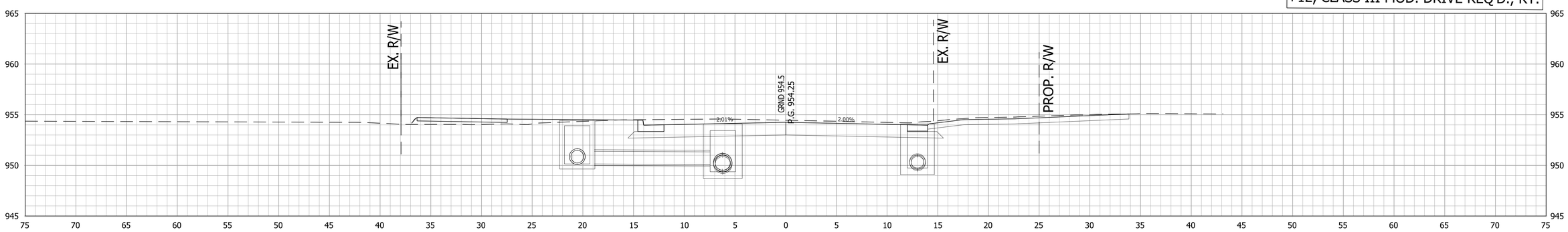

31+12

RECOMMENDED FOR APPROVAL _____ DESIGN ENGINEER DATE	INDIANA DEPARTMENT OF TRANSPORTATION	HORIZONTAL SCALE 1"=5'	BRIDGE FILE .
		VERTICAL SCALE 1"=5'	DESIGNATION 1800256
DESIGNED: AGO DRAWN: JEC	CROSS SECTIONS LINE "PR-A"	SURVEY BOOK .	SHEETS 114 of 128
CHECKED: DC CHECKED: WRC		CONTRACT R-41463	PROJECT 1800256

c:\users\mitchell.wilcox\appdata\local\bentley\projectwise\workingdir\mb-us-pw.bentley.com_mb-us-pw-03\mitchell.wilcox@mbakerintl.com\dms41015\1800256_RD_SHT_XSECT_29.dgn

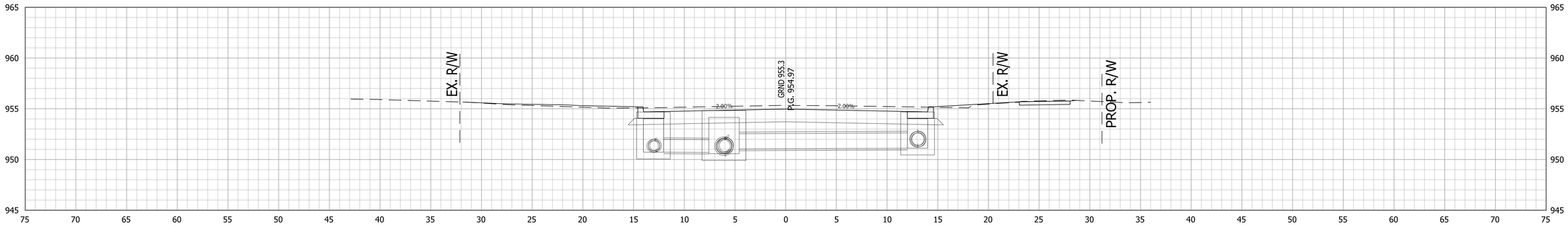

33+00

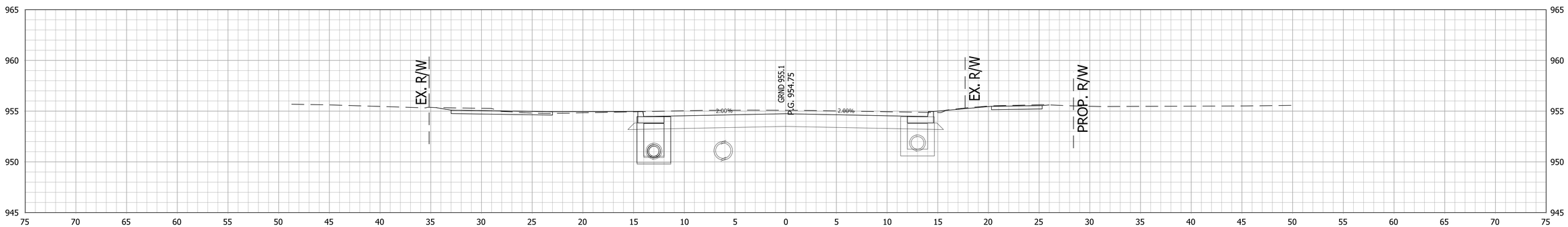

32+50

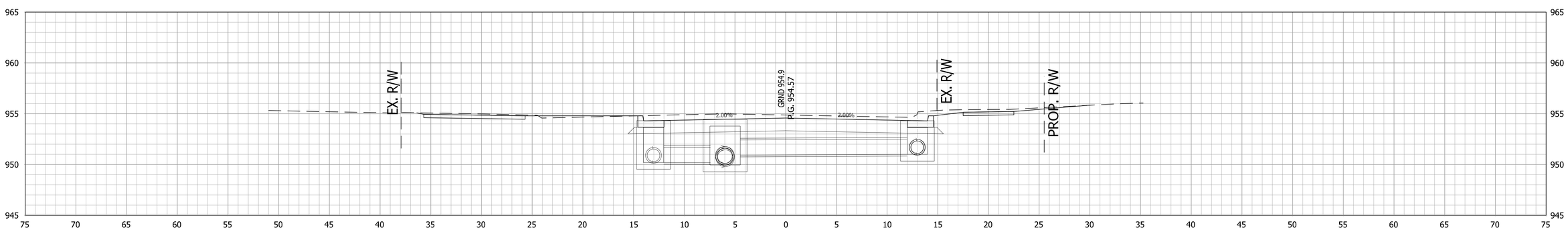

32+00

RECOMMENDED FOR APPROVAL _____ DESIGN ENGINEER DATE	INDIANA DEPARTMENT OF TRANSPORTATION	HORIZONTAL SCALE 1"=5'	BRIDGE FILE .
		VERTICAL SCALE 1"=5'	DESIGNATION 1800256
DESIGNED: AGO / DRAWN: JEC	CROSS SECTIONS LINE "PR-A"	SURVEY BOOK .	SHEETS 115 of 128
CHECKED: DC / CHECKED: WRC		CONTRACT R-41463	PROJECT 1800256

c:\users\mitchell.wilcox\appdata\local\bentley\projectwise\workingdir\mb-us-pw.bentley.com_mb-us-pw-03\mitchell.wilcox@mbakerintl.com\dms41015\1800256_RD_SHT_XSECT_30.dgn

+59, CLASS III DRIVE REQ'D., RT.

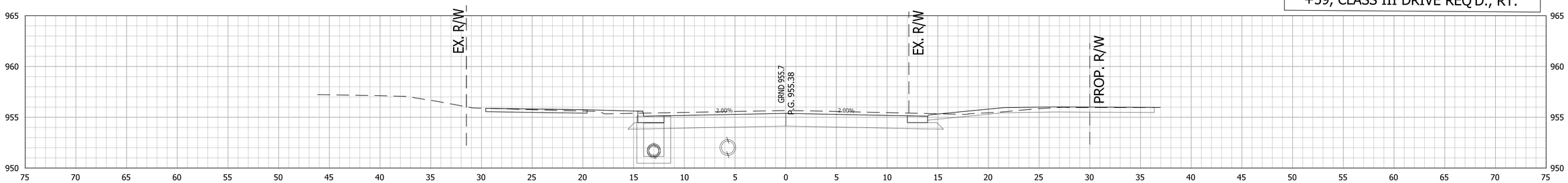

33+59

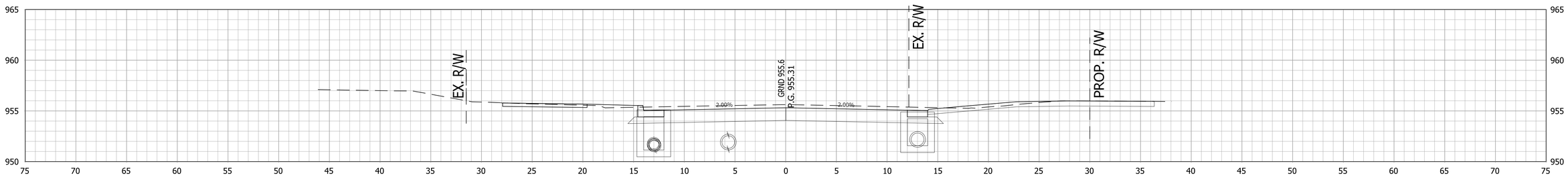

33+50

+21, ALLEY DRIVE REQ'D., LT.

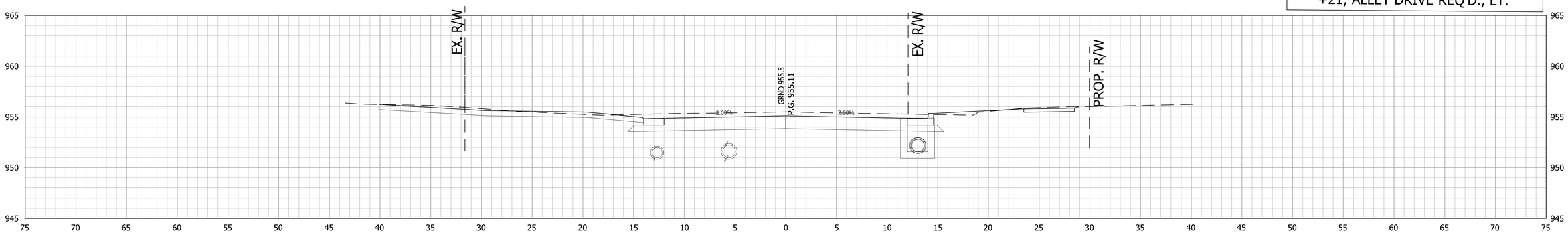

33+21

RECOMMENDED FOR APPROVAL _____ DESIGN ENGINEER DATE	INDIANA DEPARTMENT OF TRANSPORTATION	HORIZONTAL SCALE 1"=5'	BRIDGE FILE .
		VERTICAL SCALE 1"=5'	DESIGNATION 1800256
DESIGNED: AGO / DRAWN: JEC	CROSS SECTIONS LINE "PR-A"	SURVEY BOOK .	SHEETS 116 of 128
CHECKED: DC / CHECKED: WRC		CONTRACT R-41463	PROJECT 1800256

c:\users\mitchell.wilcox\appdata\local\bentley\projectwise\workingdir\mb-us-pw.bentley.com_mb-us-pw-03\mitchell.wilcox@mbakerintl.com\dms41015\1800256_RD_SHT_XSECT_31.dgn

+50, CLASS III DRIVE REQ'D., RT.

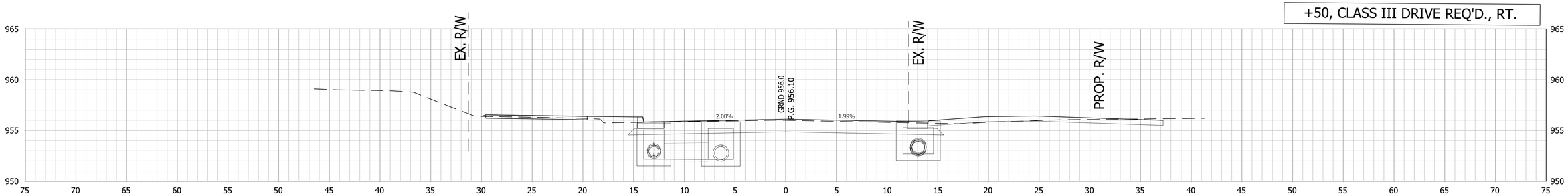

34+50

+07, CLASS III MOD. DRIVE REQ'D., LT.

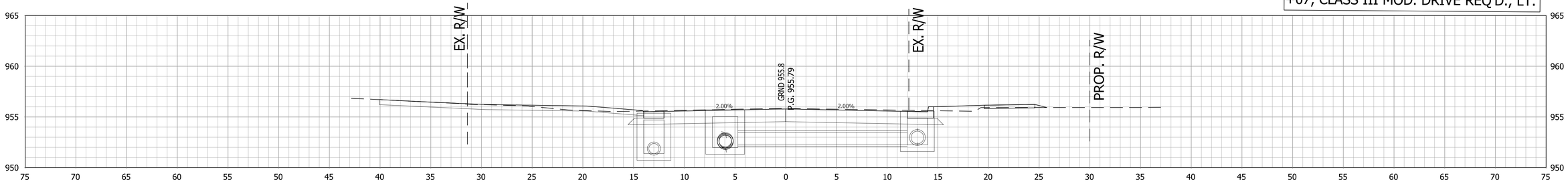

34+07

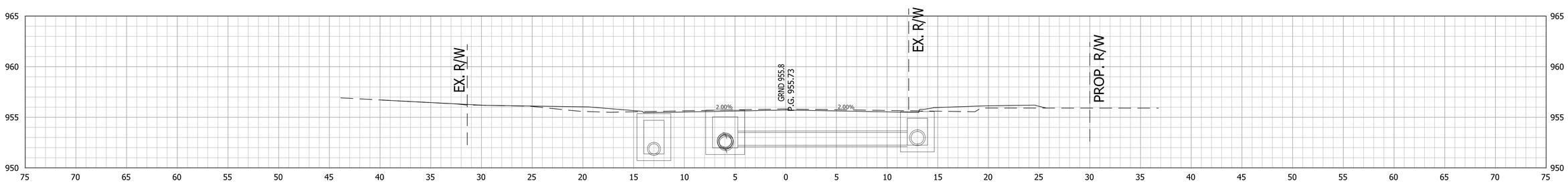

34+00

RECOMMENDED FOR APPROVAL ____ DESIGN ENGINEER DATE	INDIANA DEPARTMENT OF TRANSPORTATION	HORIZONTAL SCALE 1"=5'	BRIDGE FILE -
		VERTICAL SCALE 1"=5'	DESIGNATION 1800256
DESIGNED: AGO DRAWN: JEC	CROSS SECTIONS LINE "PR-A"	SURVEY BOOK -	SHEETS 117 of 128
CHECKED: DC CHECKED: WRC		CONTRACT R-41463	PROJECT 1800256

c:\users\mitchell.wilcox\appdata\local\bentley\projectwise\workingdir\mb-us-pw.bentley.com_mb-us-pw-03\mitchell.wilcox@mbakerintl.com\dms41015\1800256_RD_SHT_XSECT_32.dgn

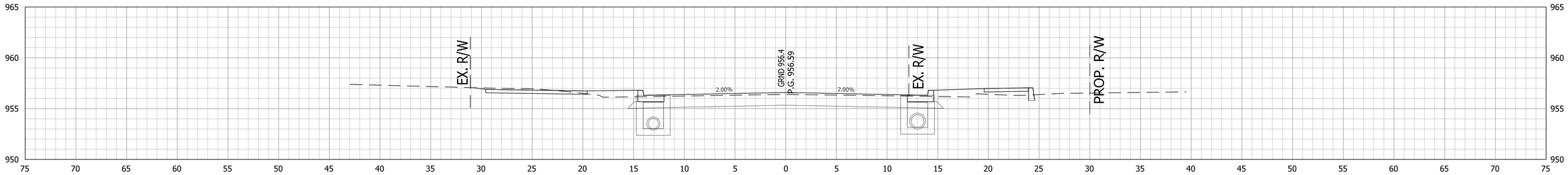

35+50

+03, ALLEY DRIVE REQ'D., LT.

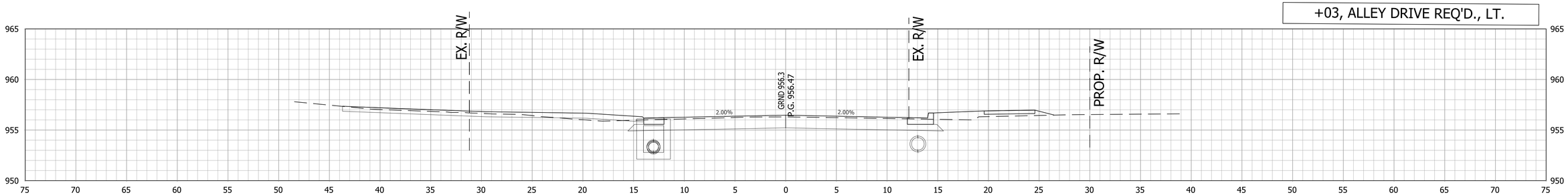

35+03

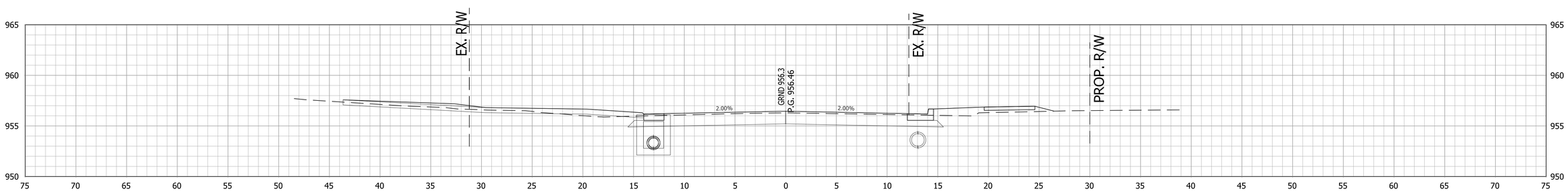

35+00

RECOMMENDED FOR APPROVAL ____ DESIGN ENGINEER DATE	INDIANA DEPARTMENT OF TRANSPORTATION	HORIZONTAL SCALE 1"=5'	BRIDGE FILE -
		VERTICAL SCALE 1"=5'	DESIGNATION 1800256
DESIGNED: AGO / DRAWN: JEC	CROSS SECTIONS LINE "PR-A"	SURVEY BOOK -	SHEETS 118 of 128
CHECKED: DC / CHECKED: WRC		CONTRACT R-41463	PROJECT 1800256

c:\users\mitchell.wilcox\appdata\local\bentley\projectwise\workingdir\mb-us-pw.bentley.com_mb-us-pw-03\mitchell.wilcox@mbakerintl.com\dms41015\1800256_RD_SHT_XSECT_33.dgn

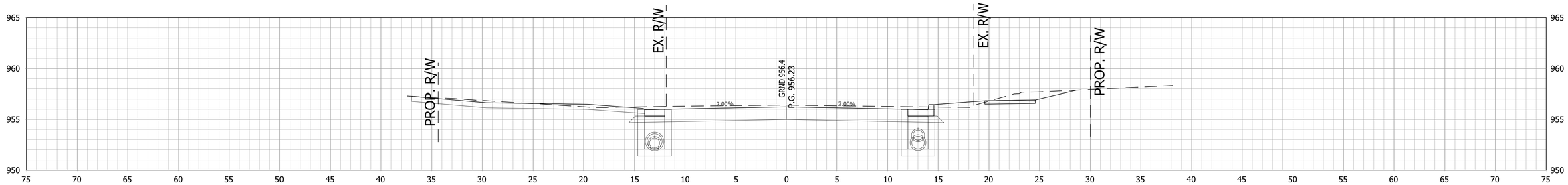

36+50

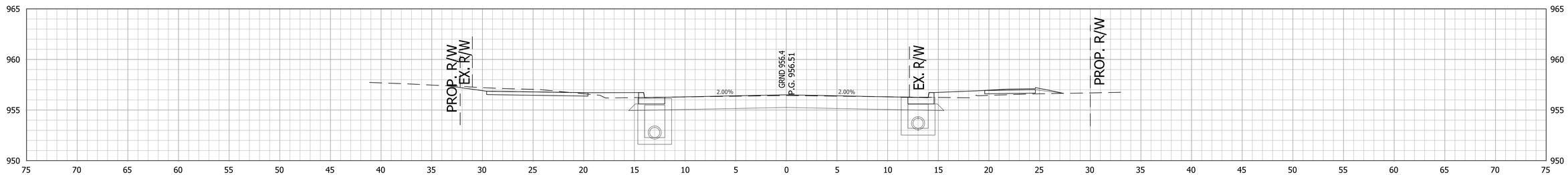

36+00

+72, CLASS III DRIVE REQ'D., RT.

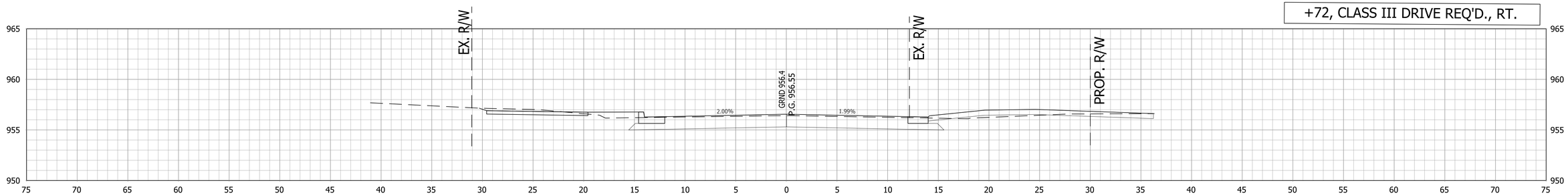

35+72

RECOMMENDED FOR APPROVAL ____ DESIGN ENGINEER DATE	INDIANA DEPARTMENT OF TRANSPORTATION	HORIZONTAL SCALE 1"=5'	BRIDGE FILE -
		VERTICAL SCALE 1"=5'	DESIGNATION 1800256
DESIGNED: AGO DRAWN: JEC	CROSS SECTIONS LINE "PR-A"	SURVEY BOOK -	SHEETS 119 of 128
CHECKED: DC CHECKED: WRC		CONTRACT R-41463	PROJECT 1800256

c:\users\mitchell.wilcox\appdata\local\bentley\projectwise\workingdir\mb-us-pw-bentley.com_mb-us-pw-03\mitchell.wilcox@mbakerintl.com\dms41015\1800256_RD_SHT_XSECT_34.dgn

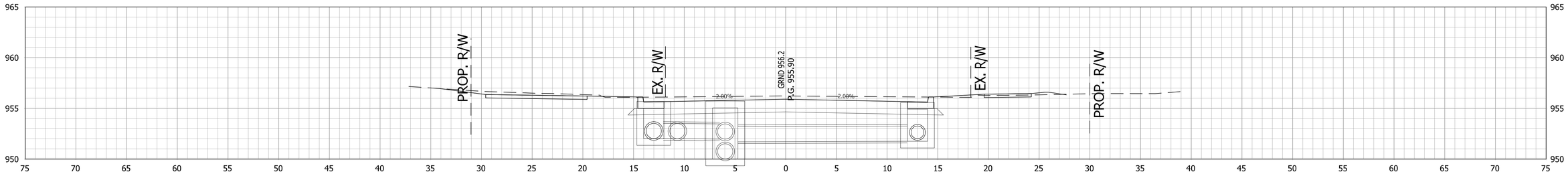

37+00

+90, CLASS I DRIVE REQ'D., RT.

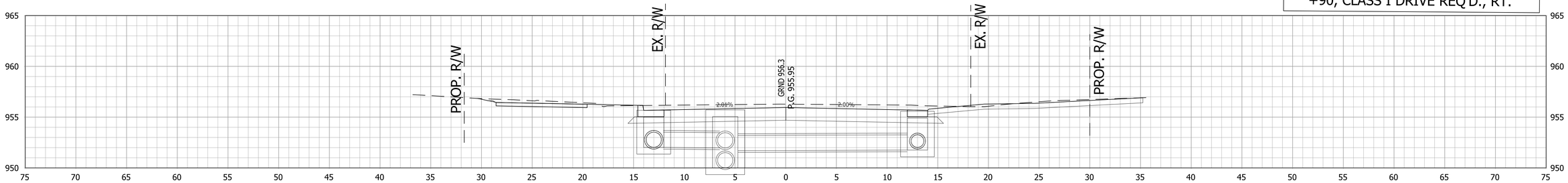

36+90

+59, CLASS III MOD. DRIVE REQ'D., LT.

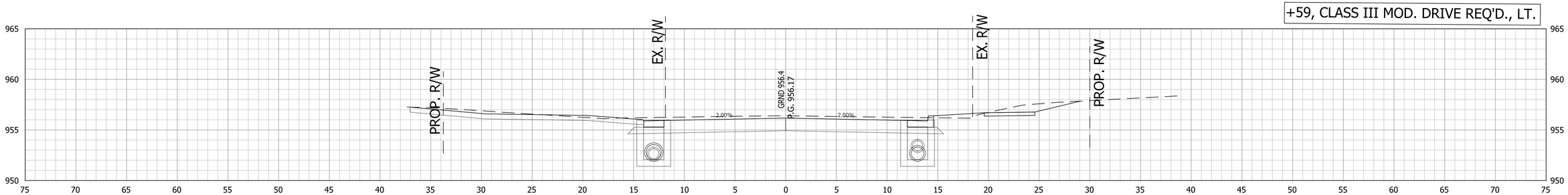

36+59

RECOMMENDED FOR APPROVAL ____ DESIGN ENGINEER DATE	INDIANA DEPARTMENT OF TRANSPORTATION	HORIZONTAL SCALE 1"=5'	BRIDGE FILE -
		VERTICAL SCALE 1"=5'	DESIGNATION 1800256
DESIGNED: AGO DRAWN: JEC	CROSS SECTIONS LINE "PR-A"	SURVEY BOOK -	SHEETS 120 of 128
CHECKED: DC CHECKED: WRC		CONTRACT R-41463	PROJECT 1800256

c:\users\mitchell.wilcox\appdata\local\bentley\projectwise\workingdir\mb-us-pw.bentley.com_mb-us-pw-03\mitchell.wilcox@mbakerintl.com\dms41015\1800256_RD_SHT_XSECT_35.dgn

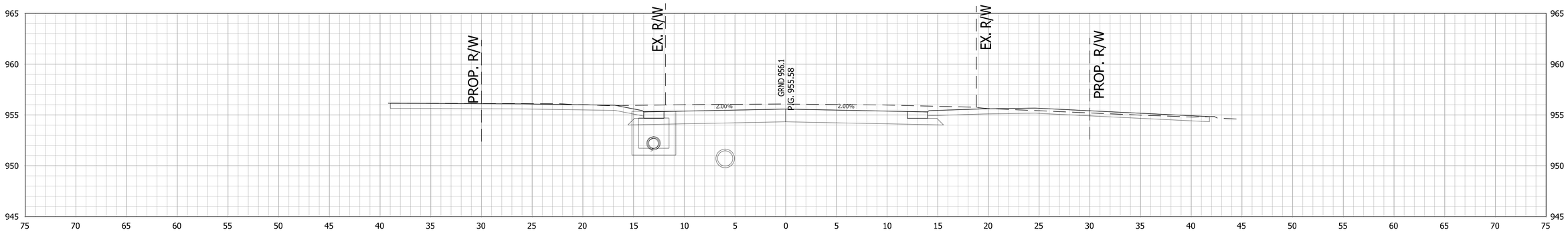

37+50

+48, CLASS III DRIVE REQ'D., RT.

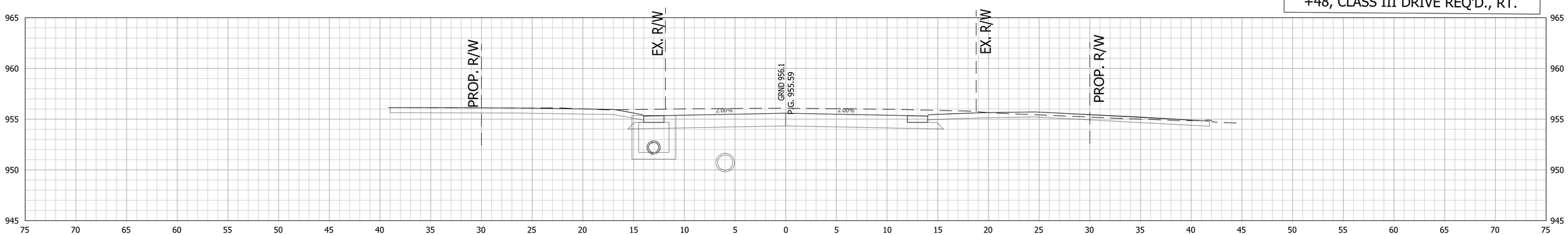

37+48

+41, CLASS III MOD. DRIVE REQ'D., LT.

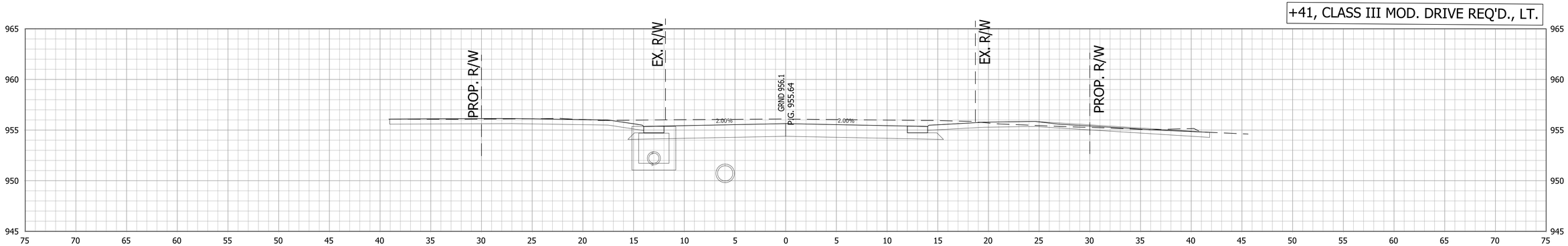

37+41

RECOMMENDED FOR APPROVAL _____ DESIGN ENGINEER DATE	INDIANA DEPARTMENT OF TRANSPORTATION	HORIZONTAL SCALE 1"=5'	BRIDGE FILE .
		VERTICAL SCALE 1"=5'	DESIGNATION 1800256
DESIGNED: AGO DRAWN: JEC	CROSS SECTIONS LINE "PR-A"	SURVEY BOOK .	SHEETS 121 of 128
CHECKED: DC CHECKED: WRC		CONTRACT R-41463	PROJECT 1800256

c:\users\mitchell.wilcox\appdata\local\bentley\projectwise\workingdir\mb-us-pw.bentley.com_mb-us-pw-03\mitchell.wilcox@mbakerintl.com\dms41015\1800256_RD_SHT_XSECT_36.dgn

+44, CLASS III MOD. DRIVE REQ'D., LT.

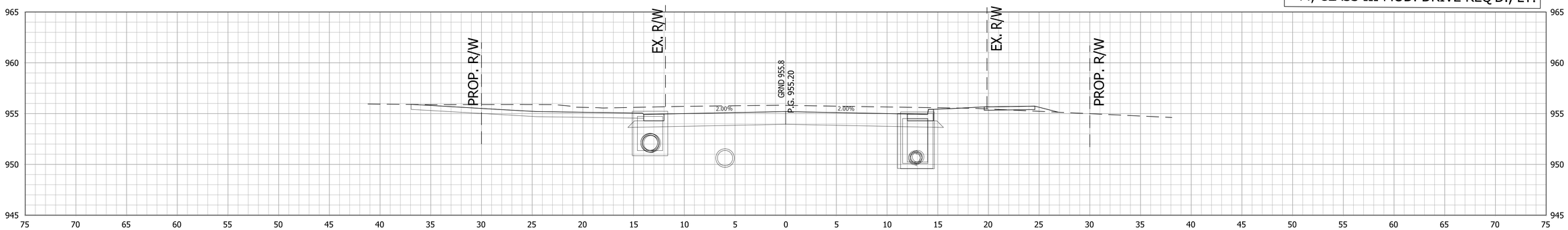

38+44

+09, CLASS III MOD. DRIVE REQ'D., LT.

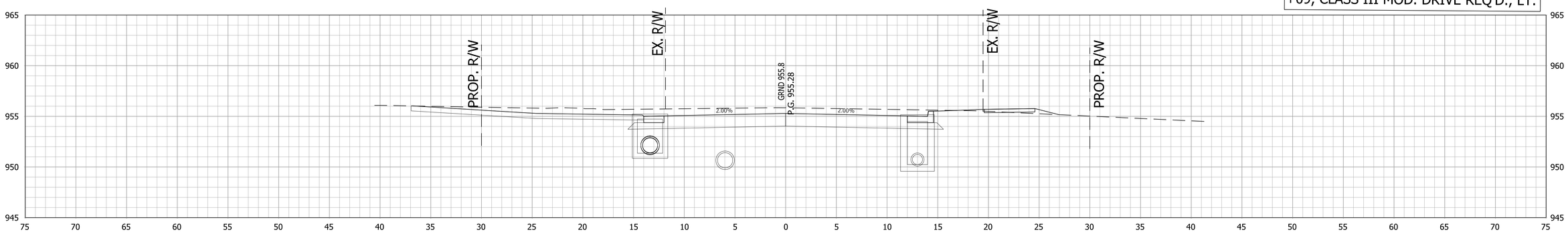

38+09

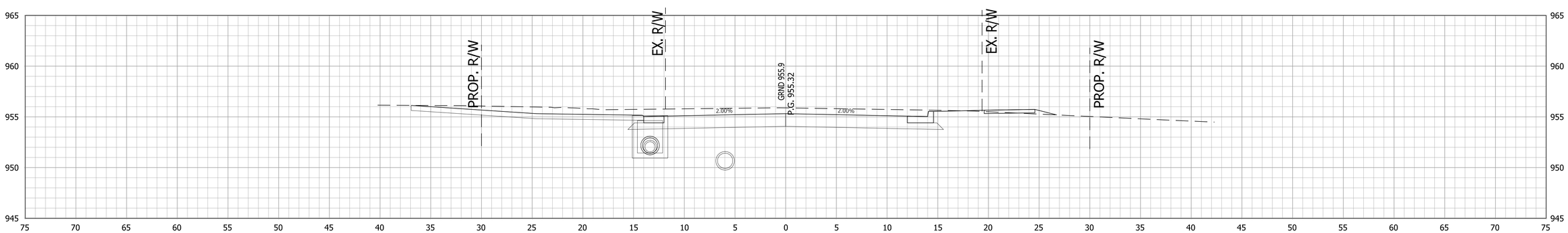

38+00

RECOMMENDED FOR APPROVAL _____ DESIGN ENGINEER DATE	INDIANA DEPARTMENT OF TRANSPORTATION	HORIZONTAL SCALE 1"=5'	BRIDGE FILE .
		VERTICAL SCALE 1"=5'	DESIGNATION 1800256
DESIGNED: AGO DRAWN: JEC	CROSS SECTIONS LINE "PR-A"	SURVEY BOOK .	SHEETS 122 of 128
CHECKED: DC CHECKED: WRC		CONTRACT R-41463	PROJECT 1800256

c:\users\mitchell.wilcox\appdata\local\bentley\projectwise\workingdir\mb-us-pw.bentley.com_mb-us-pw-03\mitchell.wilcox@mbakerintl.com\dms41015\1800256_RD_SHT_XSECT_37.dgn

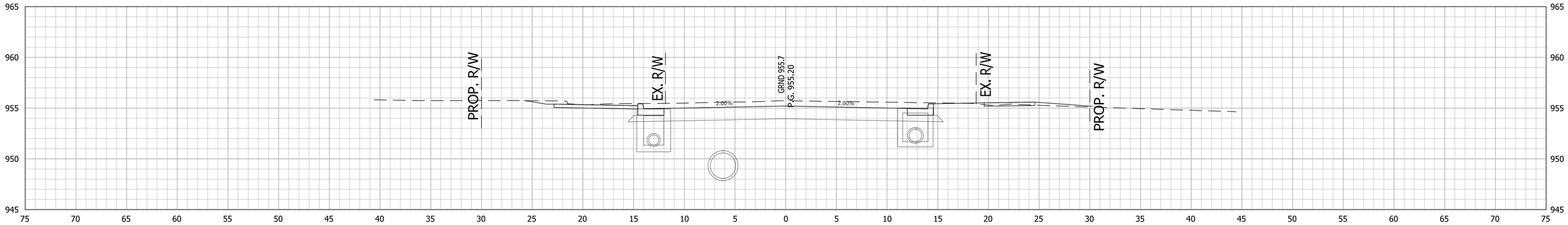

39+00

+78, CLASS III DRIVE REQ'D., RT.

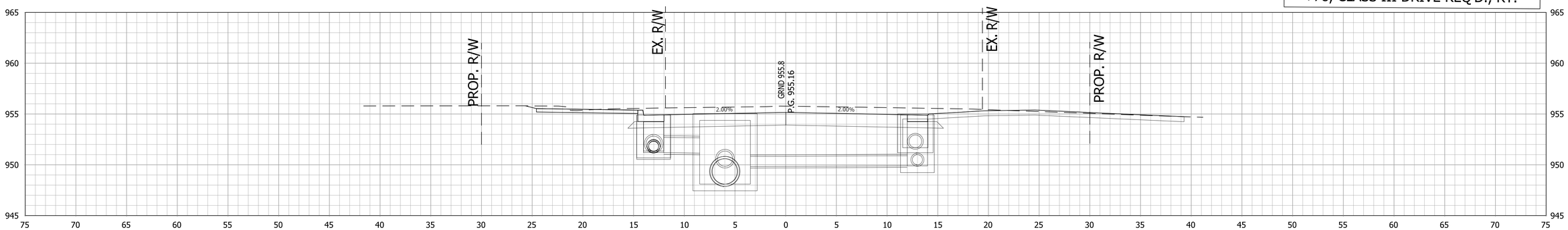

38+78

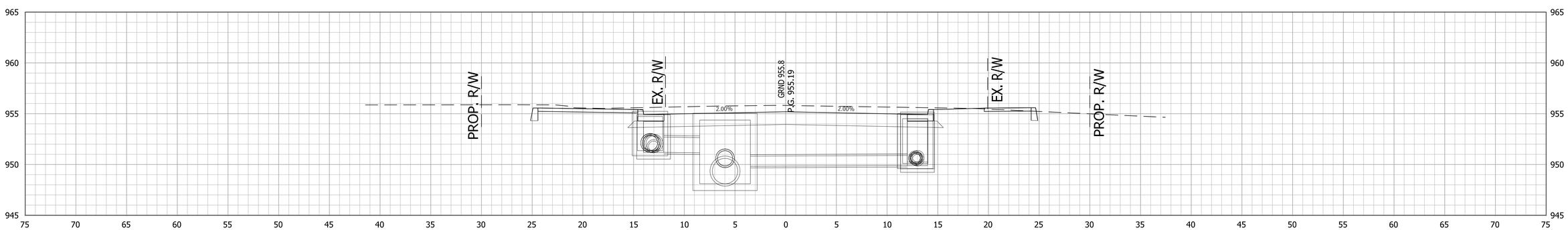

38+50

RECOMMENDED FOR APPROVAL _____ DESIGN ENGINEER DATE	INDIANA DEPARTMENT OF TRANSPORTATION	HORIZONTAL SCALE 1"=5'	BRIDGE FILE -
		VERTICAL SCALE 1"=5'	DESIGNATION 1800256
DESIGNED: AGO / DRAWN: JEC	CROSS SECTIONS LINE "PR-A"	SURVEY BOOK -	SHEETS 123 of 128
CHECKED: DC / CHECKED: WRC		CONTRACT R-41463	PROJECT 1800256

c:\users\mitchell.wilcox\appdata\local\bentley\projectwise\workingdir\mb-us-pw.bentley.com_mb-us-pw-03\mitchell.wilcox@mbakerintl.com\dms41015\1800256_RD_SHT_XSECT_38.dgn

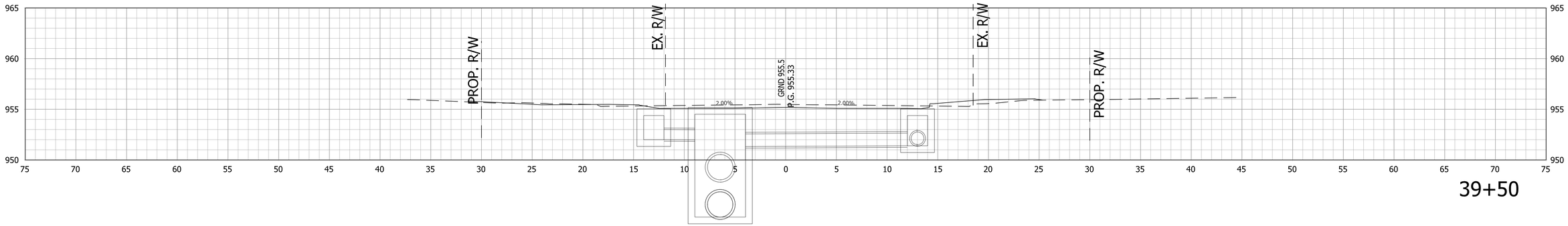

39+50

+25, CLASS I MOD. DRIVE REQ'D., RT.

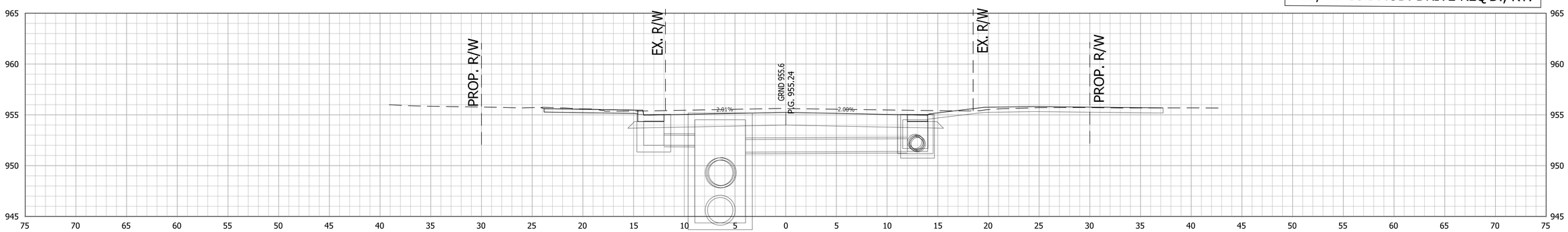

39+25

+15, CLASS III MOD. DRIVE REQ'D., LT.

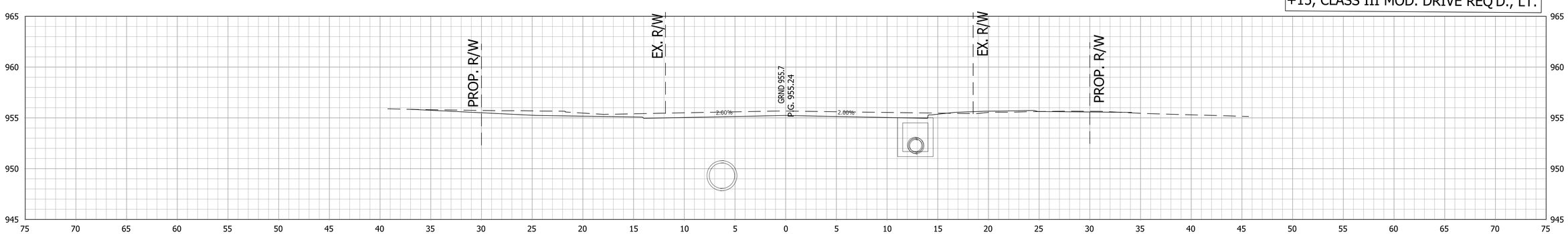

39+15

RECOMMENDED FOR APPROVAL _____ DESIGN ENGINEER DATE	INDIANA DEPARTMENT OF TRANSPORTATION	HORIZONTAL SCALE 1"=5'	BRIDGE FILE .
		VERTICAL SCALE 1"=5'	DESIGNATION 1800256
DESIGNED: AGO / DRAWN: JEC	CROSS SECTIONS LINE "PR-A"	SURVEY BOOK .	SHEETS 124 of 128
CHECKED: DC / CHECKED: WRC		CONTRACT R-41463	PROJECT 1800256

c:\users\mitchell.wilcox\appdata\local\bentley\projectwise\workingdir\mb-us-pw.bentley.com_mb-us-pw-03\mitchell.wilcox@mbakerintl.com\dms41015\1800256_RD_SHT_XSECT_39.dgn

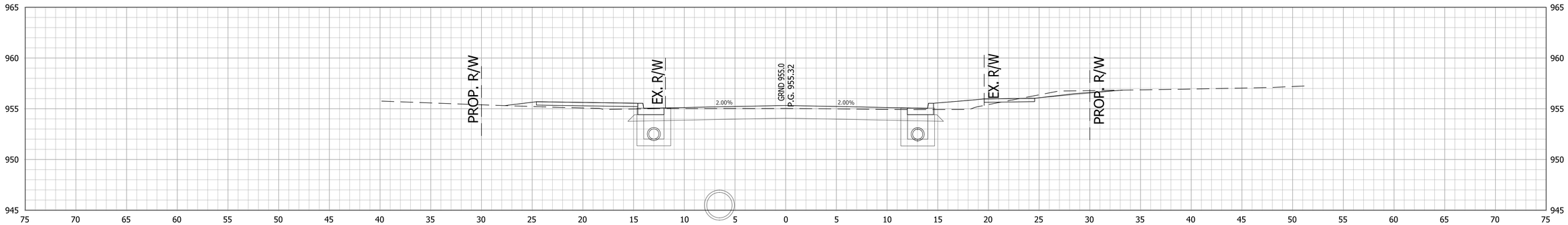

40+50

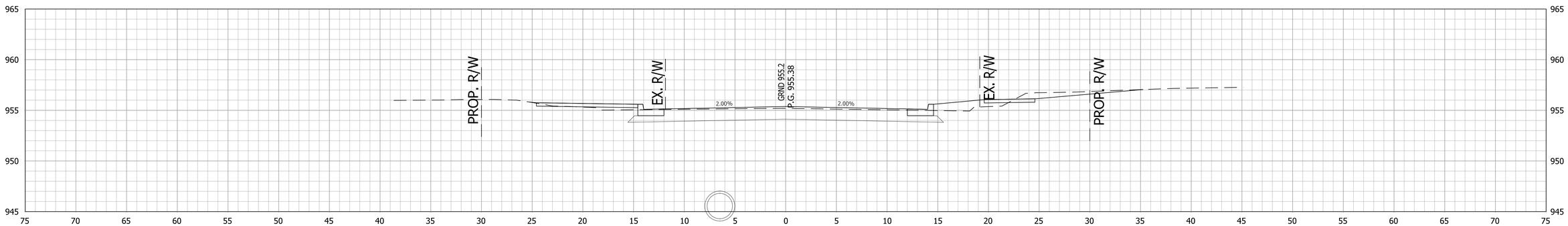

40+00

+57, CLASS I MOD. DRIVE REQ'D., LT.

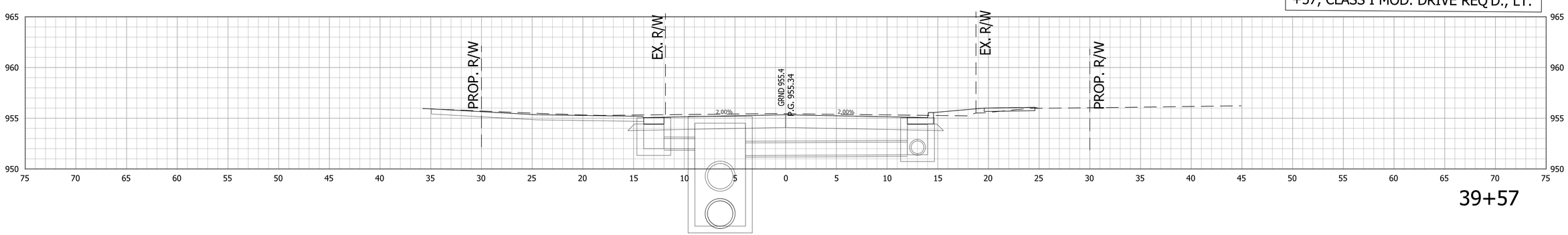

39+57

RECOMMENDED FOR APPROVAL _____ DESIGN ENGINEER DATE	INDIANA DEPARTMENT OF TRANSPORTATION	HORIZONTAL SCALE 1"=5'	BRIDGE FILE .
		VERTICAL SCALE 1"=5'	DESIGNATION 1800256
DESIGNED: AGO DRAWN: JEC	CROSS SECTIONS LINE "PR-A"	SURVEY BOOK .	SHEETS 125 of 128
CHECKED: DC CHECKED: WRC		CONTRACT R-41463	PROJECT 1800256

c:\users\mitchell.wilcox\appdata\local\bentley\projectwise\workingdir\mb-us-pw.bentley.com_mb-us-pw-03\mitchell.wilcox@mbakerintl.com\dms41015\1800256_RD_SHT_XSECT_40.dgn

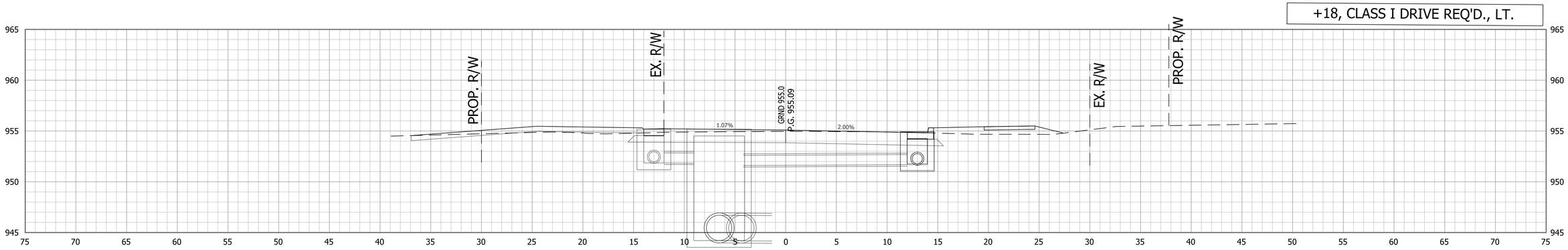

41+18

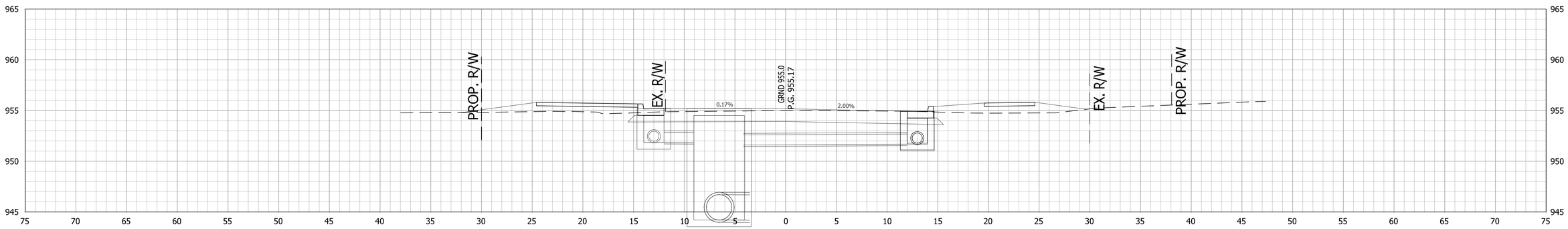

41+00

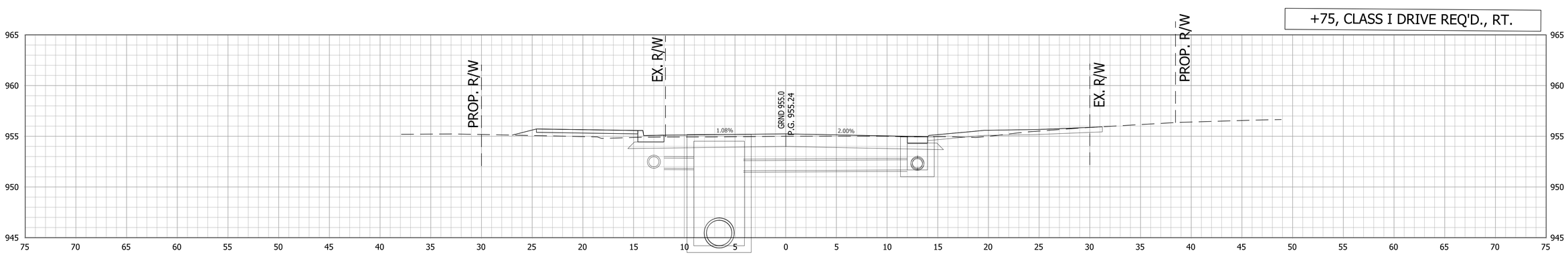

40+75

RECOMMENDED FOR APPROVAL _____ DESIGN ENGINEER DATE	INDIANA DEPARTMENT OF TRANSPORTATION	HORIZONTAL SCALE 1"=5'	BRIDGE FILE .
		VERTICAL SCALE 1"=5'	DESIGNATION 1800256
DESIGNED: AGO DRAWN: JEC	CROSS SECTIONS LINE "PR-A"	SURVEY BOOK .	SHEETS 126 of 128
CHECKED: DC CHECKED: WRC		CONTRACT R-41463	PROJECT 1800256

c:\users\mitchell.wilcox\appdata\local\bentley\projectwise\workingdir\mb-us-pw.bentley.com_mb-us-pw-03\mitchell.wilcox@mbakerintl.com\dms41015\1800256_RD_SHT_XSECT_41.dgn

+80, CLASS III MOD. DRIVE REQ'D., LT.

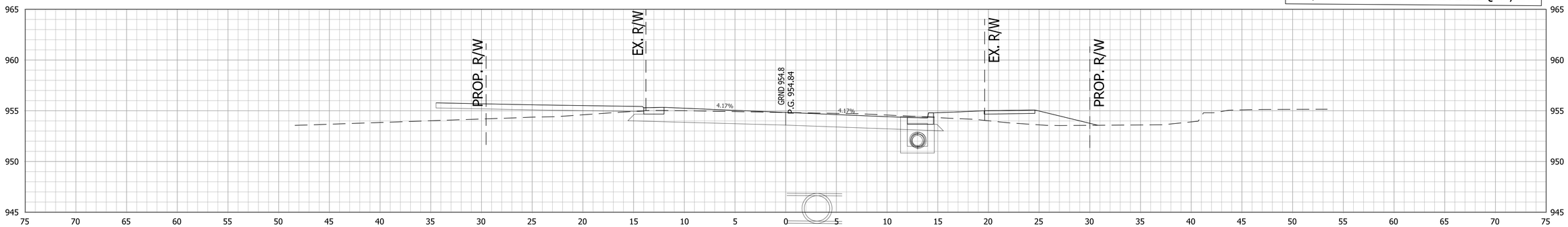

41+80

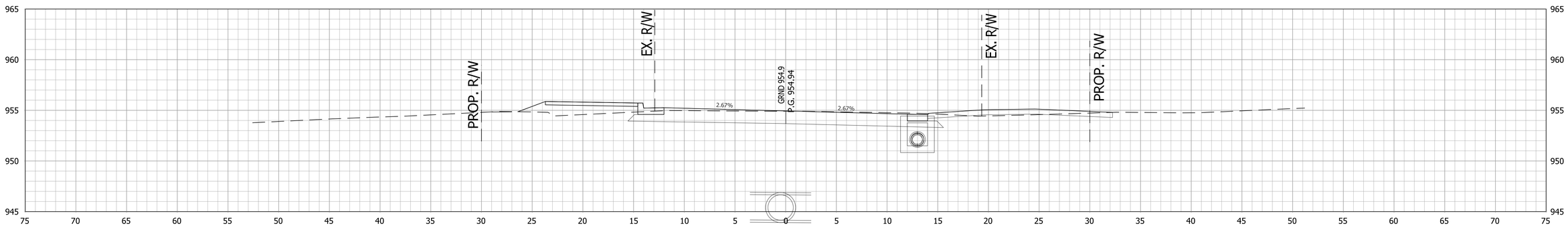

41+50

+49, CLASS II MOD. DRIVE REQ'D., RT.

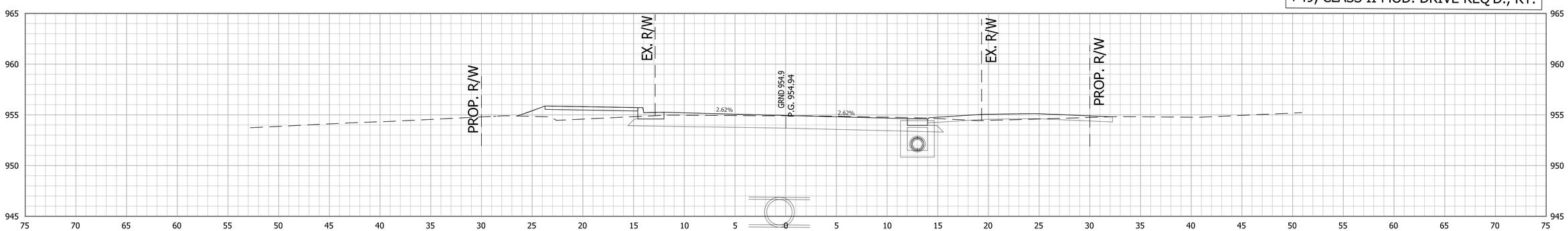

41+49

RECOMMENDED FOR APPROVAL _____ DESIGN ENGINEER DATE	INDIANA DEPARTMENT OF TRANSPORTATION	HORIZONTAL SCALE 1"=5'	BRIDGE FILE .
		VERTICAL SCALE 1"=5'	DESIGNATION 1800256
DESIGNED: AGO DRAWN: JEC	CROSS SECTIONS LINE "PR-A"	SURVEY BOOK .	SHEETS 127 of 128
CHECKED: DC CHECKED: WRC		CONTRACT R-41463	PROJECT 1800256

c:\users\mitchell.wilcox\appdata\local\bentley\projectwise\workingdir\mb-us-pw.bentley.com_mb-us-pw-03\mitchell.wilcox@mbakerintl.com\dms41015\1800256_RD_SHT_XSECT_42.dgn

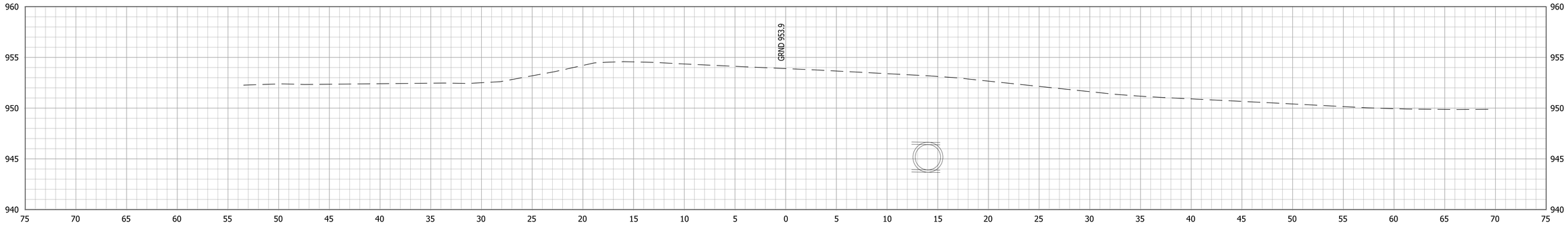

43+00

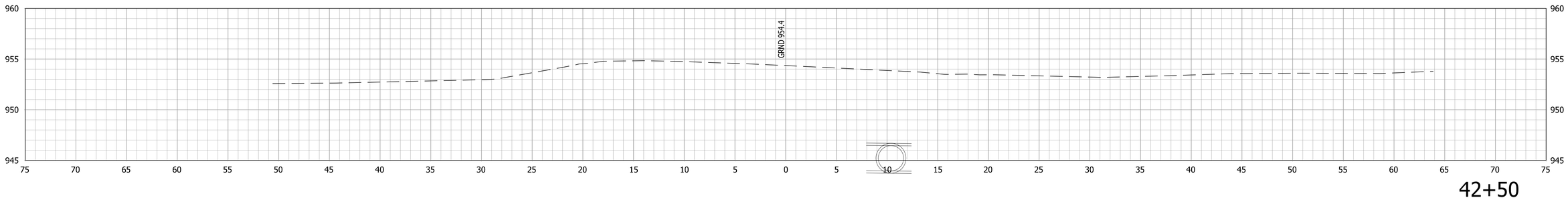

42+50

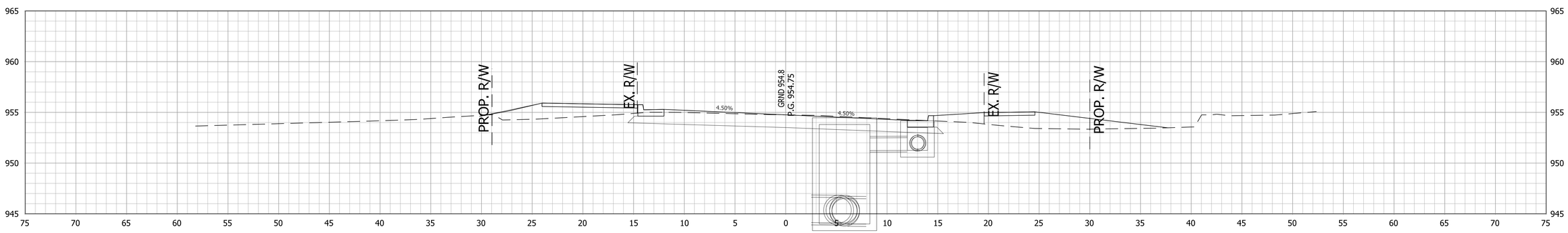

42+00

RECOMMENDED FOR APPROVAL _____ DESIGN ENGINEER DATE	INDIANA DEPARTMENT OF TRANSPORTATION	HORIZONTAL SCALE 1"=5'	BRIDGE FILE .
		VERTICAL SCALE 1"=5'	DESIGNATION 1800256
DESIGNED: AGO / DRAWN: JEC	CROSS SECTIONS LINE "PR-A"	SURVEY BOOK .	SHEETS 128 of 128
CHECKED: DC / CHECKED: WRC		CONTRACT R-41463	PROJECT 1800256

c:\users\mitchell.wilcox\appdata\local\bentley\projectwise\workingdir\mb-us-pw.bentley.com_mb-us-pw-03\mitchell.wilcox@mbakerintl.com\dms41015\1800256_RD_SHT_XSECT_43.dgn