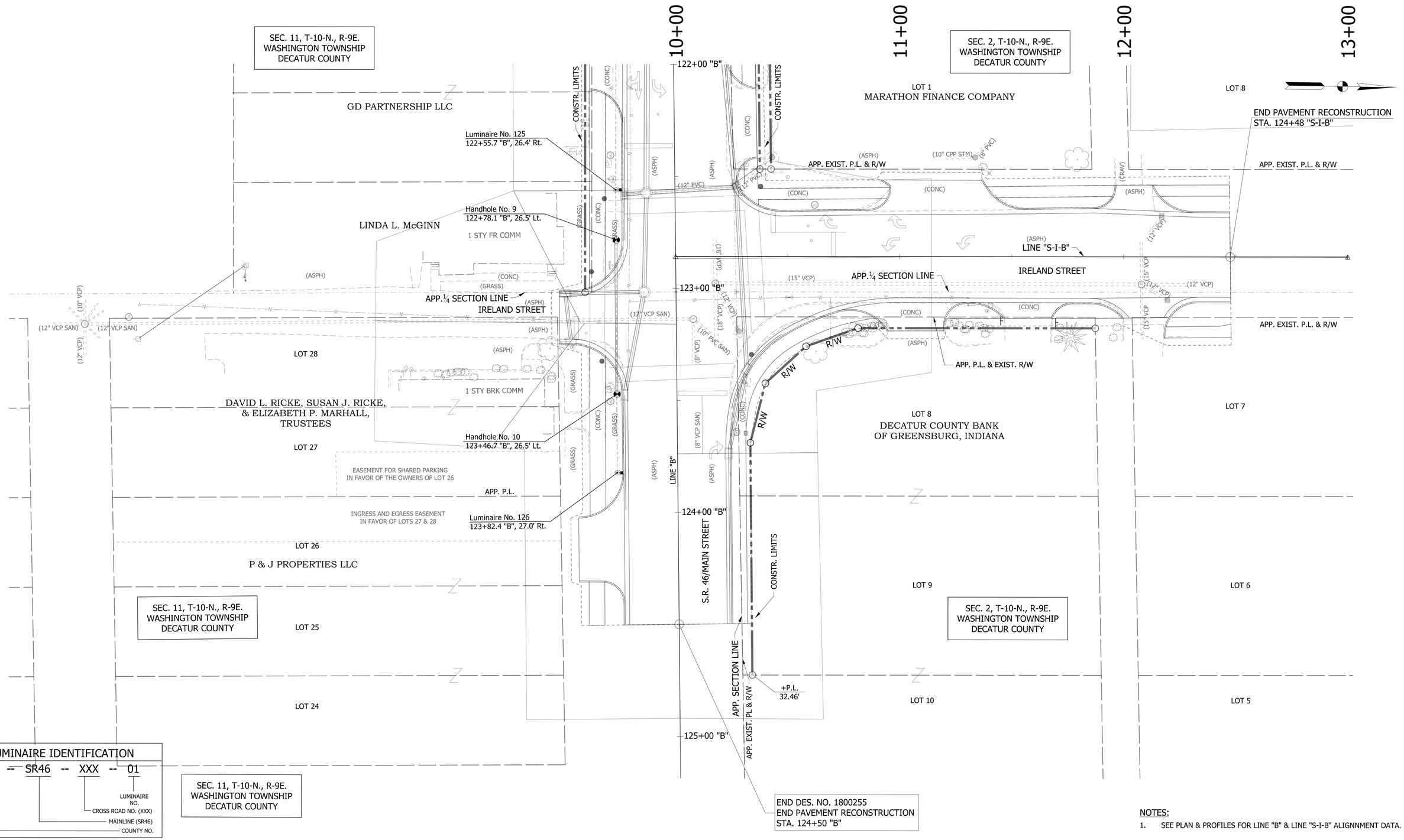

LUMINAIRE IDENTIFICATION

XX -- SR46 -- XXX -- 01

- 01 — LUMINAIRE NO.
- XXX — CROSS ROAD NO. (XXX)
- SR46 — MAINLINE (SR46)
- XX — COUNTY NO.

LEGEND

- EXISTING LIGHTING POLE, BREAK AWAY
- EXISTING LIGHTING POLE, NON-BREAK AWAY
- EXISTING LUMINAIRE
- EXISTING UNDERPASS LUMINAIRE
- EXISTING SERVICE POINT I
- EXISTING SERVICE POINT II
- EXISTING CABLE MARKER
- EXISTING LIGHTING HANDHOLE
- PROPOSED LIGHTING POLE, BREAK AWAY
- PROPOSED LIGHTING POLE, NON-BREAK AWAY
- PROPOSED LUMINAIRE
- PROPOSED UNDERPASS LUMINAIRE
- PROPOSED CABLE MARKER
- PROPOSED LIGHTING HANDHOLE

NOTES:

1. SEE PLAN & PROFILES FOR LINE "B" & LINE "S-I-B" ALIGNNMENT DATA.

RECOMMENDED FOR APPROVAL _____ DESIGN ENGINEER DATE

DESIGNED: DC DRAWN: JEC

CHECKED: WRC CHECKED: WRC

INDIANA
DEPARTMENT OF TRANSPORTATION

LIGHTING DETAILS

HORIZONTAL SCALE	BRIDGE FILE
1"=20'	
VERTICAL SCALE	DESIGNATION
1"=20'	1800255
SURVEY BOOK	SHEETS
	65 of 119
CONTRACT	PROJECT
R-41463	1800256

1/21/2022
c:\users\mitchell.wilcox\appdata\local\bentley\projectwise\workingdir\mb-us-pw.bentley.com_mb-us-pw-03\mitchell.wilcox@mbakerintl.com\dms41011\1800255_RD_SHT_LIT_B_06.dgn

Submitted by ESL-Spectrum

ESL/SPECTRUM

Job Name: City of Greensburg - Lincoln Street Rehab
Contractor: Custer Electric, Inc. (Rushville)

Catalog Number: 1A-1914LED-RLM431-33L45T3-MDL10-A-HSHS-BK
Notes:

Type: 82
INDY19-96883

1914LED LIBERTYVILLE SERIES

LED

EPA 1.35 (ft²)
WEIGHT 59 LBS (8 LENS) 65 LBS (3-LIME)

7 YEAR WARRANTY

LUMEN RANGE 4,005 to 34,490

LIFE SPAN L70 MINIMUM 100,000 HOURS

UL LISTED

QUICK FIDR FACT

RATED IP66

JOB NAME

FIXTURE TYPE

NOMO

BUILD A PART NUMBER

ORDERING EXAMPLE: 2A-1914LED-3L40T5-MDL07-A-PEC-HSHS/CA6/6420SRTS/RPDP/BKT

Mounting Config.	Fixture	Shade	LED	CCT	Type	Driver	Lens	Optional Control Receptacle	Optional Control	Optional Fuse	Optional Hang-straight	Optional Terminal Block	Optional House Side Shield	Arm (See Arm Specs Sheet)	Pole (See Pole Spec Sheet)	Finish

Mounting Configuration
(Click here to link to mounting configuration specifications page)
- 1W
- 2A90
- 4A
- CAT
- 1A
- 2A
- 1AW
- 2AW
- 3A90
- 2AM

1W = Wall Mount, A = Arm Mount, AM = Arm Mid Mount
CAT = Catalog

Fixture
- 1914LED

Shade
- RLM431
- RLM731
- RWSL31

LED
- 1L
- 3L
- 4L

CCT - Color Temperature (K)
- 27(30)
- 30(30)
- 40(30)
- 50(30)

Type
- T2
- T3
- T4
- T5

Driver
- MDL06 (120v-277v, 600mA) (1L or 3L system)
- MDH06 (347v-480v, 600mA)
- MDL07 (120v-277v, 700mA) (3L system)
- MDH07 (347v-480v, 700mA)
- MDL08 (120v-277v, 800mA) (3L system)
- MDH08 (347v-480v, 800mA)
- MDL09 (120v-277v, 900mA) (1L,3L or 4L system)
- MDH09 (347v-480v, 900mA)
- MDL10 (120v-277v, 1050mA) (3L or 4L system)
- MDH10 (347v-480v, 1050mA)
- MDL12 (120v-277v, 1200mA) (1L or 4L system)
- MDH12 (347v-480v, 1200mA)
- MDL16 (120v-277v, 1600mA) (1L system)
- MDH16 (347v-480v, 1600mA)

Lens
- SG (Sag Glass)
- PSG (Frosted Sag Glass)
- A (Ribbed Acrylic Teardrop)
- C (Clear Prismatic Teardrop)
- SV15A/ (Soft Vue Light Diffused Acrylic Sag)
- SV25A/* (Soft Vue Moderate Diffused Acrylic Sag)
- SV45A/* (Soft Vue Maximum Diffused Acrylic Sag)

* For use with systems up to 15Pw
* For use with systems up to 25Pw

Options (Click here to view accessories sheet)
- R* 3-Pin control receptacle only
- RS* 5-Pin control receptacle only
- RP* 7-Pin control receptacle only
- PE* Twist-Lock Photocontrol (120v-277v)
- PE3* Twist-Lock Photocontrol (347v)
- PE4* Twist-Lock Photocontrol (480v)
- SC* Shorting Cap
- PEC Electronic Button Photocontrol (120v-277v)
- PECA Electronic Button Photocontrol (480v)
- FHD* Double Fuse and Holder
- HSHS Standard Horizontal Hangstraight, Spike Finial
- HSHN Standard Horizontal Hangstraight, No Finial
- HSHB Standard Horizontal Hangstraight, Ball Finial
- HSCB Clamp Style Horizontal Hangstraight, Ball Finial
- HSCS Clamp Style Horizontal Hangstraight, Spike Finial
- HSCN Clamp Style Horizontal Hangstraight, No Finial
- EZ Vertical Hangstraight, Large, "EZ" Mount
- HSV Vertical Hangstraight, Standard
- TB Terminal Block
- HSS 120° House Side Shield

* Must be inside body of fixture
* For use with horizontal hangstraight, only (HSH, or HSC,)
* Requires connection space
* Strip cover for installation in base

Arm (Click here to link to arm specification page)
See Arms & Wall Brackets specifications sheets.
- R2"
- CAF
- CA
- CSA
- FFA
- R3"
- SMA
- CAS
- RA
- DAG

Luminaires above pole height to be 2 ratio than pole height

Pole (Click here to link to pole specification page)
See Pole specifications sheets

City of Greensburg, IN
Engineering Department

August 3, 2018

Finish
Standard Finishes*
- BKT Black Textured
- WHT White Textured
- PGT Park Green Textured
- ABZT Architectural Medium Bronze Textured
- DBT Dark Bronze Textured

BK

*Special finishes are available upon request.

Custom Finishes*
- CM Custom Match
- OI Old Iron
- RT Rust
- WBR Weathered Brown
- CD Cedar
- WBK Weathered Black
- TT Two Tone

*Custom colors require upcharge

Sternberg Select Finishes
- VG Verde Green
- SI Swedish Iron
- OWGT Old World Gray Textured

Specifications

Fixture
The 1914LED with an "A" lens shall be 17" wide and 35" tall. It shall be made of heavy wall cast aluminum alloy, and offer tool-less access to the driver compartment. The Luminaire shall be UL listed in the US and Canada. The optical mounting plate shall have precision cast mounting sites for COB chip and optic assemblies. Die-cast mounting plate shall have an integral high performance heat pipe assembly for transferring chip generated heat away from sensitive electronics.

Shade
An optional 31" spun aluminum shade is available in various styles which helps reduce uplight while offering a unique element to the fixture.

LEDs
The luminaire shall use high output, high brightness LED's, consisting of a two piece assembly complete with Chip on Board (COB)

See next page

SternbergLighting
ESTABLISHED 1923 / EMPLOYEE OWNED

Donald L. May

800-621-3376
555 Lawrence Ave., Roselle, IL 60172
info@sternberglighting.com
www.sternberglighting.com

© 2017 STERNBERG LIGHTING. ALL RIGHTS RESERVED. PRINTED IN THE USA.

Submitted by ESL-Spectrum

ESL/SPECTRUM

Job Name: City of Greensburg - Lincoln Street Rehab
Contractor: Custer Electric, Inc. (Rushville)

Catalog Number: 1A-1914LED-RLM431-33L45T3-MDL10-A-HSHS-BK
Notes:

Type: 82
INDY19-96883

1914LED LIBERTYVILLE SERIES

LED

LED components and COB holder frame. The LED's and printed circuit boards shall be 100% recyclable; they shall also be protected from moisture and corrosion by a conformal coating of 1 to 3 mils. They shall not contain lead, mercury or any other hazardous substances and shall be RoHS compliant. The LED life rating data shall be determined in accordance with IESNA LM-80. The High Performance white LED's will have a life expectancy of approximately 100,000 hours with not less than 70% of original brightness (lumen maintenance), rated at 25°C. The High Brightness, High Output LED's shall be 4000K (2700K, 3000K or 5000K option) color temperature with a minimum of 70 CRI. Consult factory for custom color CCT. The luminaire shall have a minimum _____ (see table) delivered initial lumen rating when operated at steady state with an average ambient temperature of 25°C (77°F).

Optics
The luminaire shall be provided with individual, molded silicone refractor type optics applied to each COB (Chip On Board) LED assembly. The optic shall be at least 93% efficient while providing superior thermal, UV and impact resistance for the COB assembly. The optic ensures precise light control while providing cutoff control that limits or contains up-light. The luminaire shall provide Type ___ (2, 3, 4 or 5) light distribution per the IESNA classifications. Testing shall be done in accordance with IESNA LM-79.

Electronic Drivers
The Led driver shall be UL Recognized. It shall be securely mounted inside the fixture, for optimized performance and longevity. It shall be supplied with a quick-disconnect electrical connector on the power supply, providing easy power connections and fixture installation. It shall have overload, overheat and short circuit protection, and have a DC voltage output, constant current design, 50/60HZ. It shall be supplied with line-ground, line-neutral and neutral-ground electrical surge protection in accordance with IEEE/ANSI C62.41.2 guidelines. It shall be a high efficiency driver with a THD less than 20% and a high power factor greater than .9. It shall be dimming capable using a 0-10v signal, consult factory for more information.

Lens
Materials include DR Acrylic (A), Acrylic (SV15A, SV25A, SV45A) or Glass (C, SG & FSG). An injection, molding process for the (A) teardrop lens adds textured ribs to the surface for glare mitigation and even wall thickness for impact resistance.

Photocontrol Options
Button Style: On a single assembly the photocontrol shall be mounted on the fixture and pre-wired to driver. On multiple head assembly's the photocontrol shall be mounted in the pole shaft on an access plate. The electronic button type photocontrol is instant on with a 5-10 second turn off, and shall turn on at 15 footcandles with a turn-off at 2-3 footcandles. Photocontrol is 120-277 volt and warranted for 5 years.

Twist-Lock Style: A 3-Pin Receptacle shall be mounted inside the body of the fixture and pre-wired to driver, a clear window allows for a standard photocontrol to evaluate external light conditions. A 5-Pin/7-Pin Receptacle shall be mounted on the hung-straight and pre-wired to driver. The twist lock type photocontrol is instant on with a 3-6 second turn off, and shall turn on at 15 footcandles with a turn-off at 2-3 footcandles. Photocontrol is 120-277 volt and warranted for 5 years.

Warranty
Seven-year limited warranty. See product and finish warranty guide for details.

Finish
Refer to website for details.

Fixture Examples



City of Greensburg, IN
Engineering Department

August 3, 2018

SternbergLighting
ESTABLISHED 1923 / EMPLOYEE OWNED

Donald L. May

800-621-3376
555 Lawrence Ave., Roselle, IL 60172
info@sternberglighting.com
www.sternberglighting.com

© 2017 STERNBERG LIGHTING. ALL RIGHTS RESERVED. PRINTED IN THE USA.

Submitted by ESL-Spectrum

ESL/SPECTRUM

Job Name: City of Greensburg - Lincoln Street Rehab
Contractor: Custer Electric, Inc. (Rushville)

Catalog Number: 1A-1914LED-RLM431-33L45T3-MDL10-A-HSHS-BK
Notes:

Type: 82
INDY19-96883

1914LED LIBERTYVILLE SERIES

LED

Performance

Initial Lumen Data ("A" Lens)

Light Source	T3 DELIVERED LUMENS	EFFICACY (LPW)	T4 DELIVERED LUMENS	EFFICACY (LPW)	T5 DELIVERED LUMENS	EFFICACY (LPW)	WATTAGE
4,27T_-MDL12	28295	111.0	30035	118.0	29660	116.3	254
4,30T_-MDL12	31915	125.2	33240	130.5	33455	131.2	254
4,40T_-MDL12	32900	129.0	34345	135.2	34490	135.3	254
4,27T_-MDL10	25520	113.9	27040	120.7	26700	119.2	224
4,30T_-MDL10	28785	128.5	29855	133.3	30115	134.4	224
4,40T_-MDL10	29675	132.5	30855	137.7	31045	138.6	224
4,27T_-MDL09	22415	116.7	23095	123.4	23430	122.0	192
4,30T_-MDL09	25285	131.7	26170	136.3	26425	137.6	192
4,40T_-MDL09	26055	135.8	27040	140.8	27245	141.9	192
3,27T_-MDL10	20345	118.3	20535	120.0	21100	123.1	172
3,30T_-MDL10	22959	133.4	22790	132.5	23885	138.9	172
3,40T_-MDL10	23969	137.8	23545	136.9	24625	143.2	172
3,27T_-MDL09	17790	121.0	18175	123.6	18465	125.6	147
3,30T_-MDL09	20065	136.5	20070	136.5	20825	141.7	147
3,40T_-MDL09	20685	140.7	20740	141.1	21470	146.1	147
3,27T_-MDL06	16145	122.3	16425	125.4	16760	127.0	131
3,30T_-MDL06	18210	138.0	18140	138.5	18905	143.2	131
3,40T_-MDL06	18775	124.2	18740	143.1	19490	147.7	131
3,27T_-MDL07	14075	124.6	14320	127.9	14570	128.9	113
3,30T_-MDL07	15875	140.5	15815	141.2	16490	145.4	113
3,40T_-MDL07	16370	144.9	16340	145.9	16940	149.9	113
3,27T_-MDL06	12280	126.6	12495	128.5	12745	131.4	97
3,30T_-MDL06	13850	142.8	13770	142.0	14375	148.2	97
3,40T_-MDL06	14280	147.2	14225	146.6	14820	152.8	97
1,27T_-MDL16	9460	97.5	9635	101.4	9855	102.6	97
1,30T_-MDL16	10670	110.0	10890	112.0	11230	115.8	97
1,40T_-MDL16	11000	113.4	11220	115.7	11575	119.3	97
1,27T_-MDL12	7430	101.8	7725	107.3	7825	107.2	72
1,30T_-MDL12	8380	114.8	8530	118.5	8830	121.0	72
1,40T_-MDL12	8640	118.4	8815	122.4	9100	124.7	72
1,27T_-MDL09	5870	108.7	6060	114.7	6180	114.4	53
1,30T_-MDL09	6600	122.6	6715	126.7	6970	129.1	53
1,40T_-MDL09	6825	126.4	6905	130.8	7185	133.1	53
1,27T_-MDL06	4035	112.1	4195	119.9	4240	117.8	35
1,30T_-MDL06	4550	126.4	4635	132.4	4780	132.8	35
1,40T_-MDL06	4690	130.3	4790	136.9	4930	136.9	35

SternbergLighting
ESTABLISHED 1923 / EMPLOYEE OWNED

800-621-3376
555 Lawrence Ave., Roselle, IL 60172
info@sternberglighting.com
www.sternberglighting.com

© 2017 STERNBERG LIGHTING. ALL RIGHTS RESERVED. PRINTED IN THE USA.

RECOMMENDED FOR APPROVAL
DESIGN ENGINEER DATE

DESIGNED: DC DRAWN: JEC
CHECKED: WRC CHECKED: WRC

INDIANA
DEPARTMENT OF TRANSPORTATION

LIGHTING DETAILS

HORIZONTAL SCALE	BRIDGE FILE
VERTICAL SCALE	DESIGNATION 1800255
SURVEY BOOK	SHEETS 66 of 119
CONTRACT R-41463	PROJECT 1800256

1/21/2022
c:\users\mitchell.wilcox\appdata\local\bentley\projectwise\workingdir\mb-us-pw.bentley.com_mb-us-pw-03\mitchell.wilcox@mbakerintl.com\dms410111\1800255_RD_SHT_LIT_DETAILS_01.dgn

Submitted by ESL Spectrum

ESL/SPECTRUM

Job Name: City of Greensburg - Lincoln Street Rehab
Contractor: Custer Electric, Inc. (Rushville)

Catalog Number: RTA20C8B4-M-ARM43700-BA

Notes:

Type: 83

INDY18-99683

RTA — Round Tapered Aluminum Pole with Arms
Single Mast — 4-Bolt Base

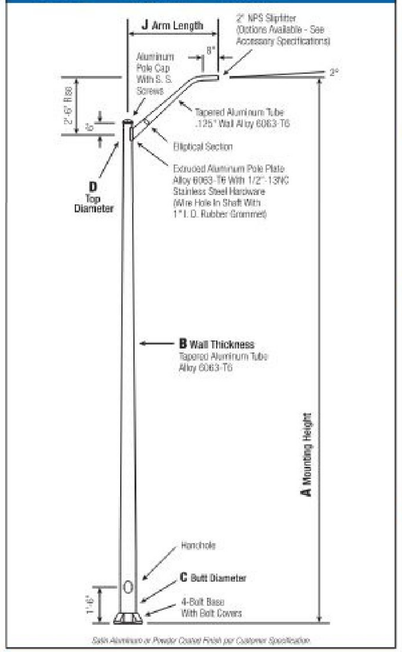

Satin Aluminum or Powder Coated Finish per Customer Specification

C Butt Dia.	D Top Dia.	F Bolt Cir. Dia.	G Base Sq.	H Bolt Proj.	I Bolt Size
6	4.5	9 - 10	8.25	2.75	1 x 36 x 4
7	4.5	10 - 11	10.5	2.75	1 x 36 x 4
8	4.5	11 - 12	11.25	2.75	1 x 36 x 4

Dimensions in Inches

Pole
Shaft and arm will be constructed of seamless extruded tube of 6063 Aluminum Alloy per the requirements of ASTM B221. The shaft assembly shall be full-length heat treated after base weld to produce a T6 temper.

Base Style
4-Bolt Cast Aluminum Base Flange of Alloy 356-T6 with Aluminum Bolt Covers (Alloy 356-F) and Stainless Steel Hex Head Attaching Screws.

Handhole
***6" Butt Diameter** - Reinforced, 3" x 5" curved Cast Aluminum Frame (Alloy 356-T6) with Aluminum Door and two (2) SS Hex Head Screws. A Grounding Provision incorporating a 3/8" diameter hole is provided opposite the handhole.*

***7"+ Butt Diameters** - Reinforced, 4" x 6" curved Cast Aluminum Frame (Alloy 356-T6 with Aluminum Door and two (2) SS Hex Head Screws. Reinforced Frame will contain a tapped 3/8"- 16NC Grounding Provision.*

Anchorage
Anchorage Kit will include four (4) L-shaped Steel Anchor Bolts conforming to ASTM A36 (Grade 55. Ten inches (10") of threaded end will be galvanized per ASTM A153. Kit will contain four (4) Hex Nuts, four (4) Lock Washers, and four (4) Flat Washers (all components Galvanized Steel). A bolt circle template will be provided.

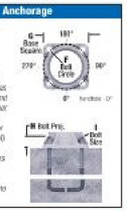

Vibration Damper
When determined necessary by Hapco, a Vibration Damper will be factory-installed inside the pole shaft. Customer specification of the damper is available.

WARNING: *Do not install light pole without luminaire.*

Submitted by ESL Spectrum

ESL/SPECTRUM

Job Name: City of Greensburg - Lincoln Street Rehab
Contractor: Custer Electric, Inc. (Rushville)

Catalog Number: RTA20C8B4-M-ARM43700-BA

Notes:

Type: 83

INDY18-99683

A Mtg. Hgt.	B Wall Thickness	C Butt Diameter	J Arm Length	Lum. Mount	EPA 90	EPA 100	EPA 110	EPA 120	EPA 150	Old Cat. Number	Catalog Number
20	0.156"	6	4'	60	11.0	9.0	8.2	6.8	5.2	21-082	RTA20C6B4M14-**
20	0.156"	6	6'	60	9.8	7.8	6.8	5.7	4.4	21-085	RTA20C6B4M16-**
20	0.156"	6	8'	40	8.8	6.2	4.8	4.0	3.2	21-087	RTA20C6B4M18-**
20	0.188"	6	4'	60	11.0	8.8	8.2	6.8	5.6	21-002	RTA20D6B4M14-**
20	0.188"	6	6'	60	9.0	7.2	6.6	5.4	4.6	21-005	RTA20D6B4M16-**
20	0.188"	6	8'	40	8.8	6.2	4.8	4.0	3.2	21-007	RTA20D6B4M18-**
25	0.156"	6	6'	40	8.6	4.3	3.8	2.5	1.7	21-285M3	RTA25C6B4M16-**
25	0.188"	6	4'	80	9.6	6.9	6.2	4.7	3.6	21-282	RTA25D6B4M14-**
25	0.188"	6	6'	60	8.8	6.2	5.4	4.0	2.9	21-285	RTA25D6B4M16-**
25	0.188"	6	8'	45	8.2	5.0	4.7	3.2	2.2	21-287	RTA25D6B4M18-**
25	0.156"	7	4'	60	10.4	8.2	7.6	6.3	5.0	21-302	RTA25C7B4M14-**
25	0.156"	7	6'	60	8.8	6.8	6.2	5.2	4.2	21-305	RTA25C7B4M16-**
25	0.156"	7	8'	40	8.4	5.0	4.6	3.8	3.0	21-307	RTA25C7B4M18-**
25	0.188"	7	4'	80	10.4	8.2	7.6	6.4	5.4	21-292	RTA25D7B4M14-**
25	0.188"	7	6'	60	8.6	6.8	6.2	5.2	4.4	21-295	RTA25D7B4M16-**
25	0.188"	7	8'	40	8.4	5.0	4.6	3.8	3.0	21-297	RTA25D7B4M18-**
30	0.156"	7	4'	60	7.6	5.1	4.4	3.1	2.2	21-692	RTA30C7B4M14-**
30	0.156"	7	6'	40	7.0	4.6	3.9	2.6	1.7	21-695	RTA30C7B4M16-**
30	0.156"	7	8'	40	6.1	3.8	3.1	1.8	0.9	21-697	RTA30C7B4M18-**
30	0.156"	8	4'	80	10.0	7.8	7.4	6.0	4.8	21-642	RTA30C8B4M14-**
30	0.156"	8	6'	60	8.2	6.4	6.0	5.0	4.2	21-645	RTA30C8B4M16-**
30	0.156"	8	8'	40	6.0	4.8	4.4	3.0	2.8	21-647	RTA30C8B4M18-**
30	0.188"	8	4'	80	10.0	7.8	7.4	6.0	5.0	21-582	RTA30D8B4M14-**
30	0.188"	8	6'	60	8.2	6.4	6.0	5.0	4.2	21-585	RTA30D8B4M16-**
30	0.188"	8	8'	40	6.0	4.8	4.4	3.8	2.8	21-587	RTA30D8B4M18-**
30	0.188"	8	10'	40	6.0	4.8	4.4	3.8	2.8	21-590	RTA30D8B4M18-**
35	0.156"	8	4'	60	8.0	5.5	4.6	3.2	2.3	21-922	RTA35C8B4M14-**
35	0.156"	8	6'	40	7.4	4.7	4.1	2.7	1.7	21-925	RTA35C8B4M16-**
35	0.156"	8	8'	40	5.8	3.9	3.3	1.9	0.9	21-927	RTA35C8B4M18-**
35	0.188"	8	4'	80	9.6	7.8	7.0	5.3	3.9	21-882	RTA35D8B4M14-**
35	0.188"	8	6'	60	7.8	6.2	6.2	4.5	3.3	21-885	RTA35D8B4M16-**
35	0.188"	8	8'	40	5.8	4.6	4.2	3.4	2.6	21-887	RTA35D8B4M18-**
35	0.188"	8	8'	40	5.6	4.6	4.2	3.4	2.8	21-897	RTA35D8B4M18-**
35	0.250"	8	4'	60	9.6	7.6	7.0	5.8	5.0	21-882	RTA35H8B4M14-**
35	0.250"	8	6'	60	7.6	6.2	5.8	4.8	4.0	21-885	RTA35H8B4M16-**
35	0.250"	8	8'	40	5.8	4.6	4.2	3.4	2.8	21-887	RTA35H8B4M18-**
40	0.188"	8	4'	60	7.0	4.4	3.8	2.5	1.5	50700-041	RTA40D8B4M14-**
40	0.188"	8	6'	40	6.4	3.8	3.2	1.8	1.0	50700-001	RTA40D8B4M16-**
40	0.188"	8	8'	40	5.6	3.1	2.5	1.1	*	50700-002	RTA40D8B4M18-**
40	0.219"	8	6'	55	7.6	5.6	5.0	3.4	2.2	50700-005	RTA40E8B4M16-**
40	0.219"	8	8'	40	5.6	4.4	4.2	2.8	1.6	50700-006	RTA40E8B4M18-**
40	0.250"	8	4'	80	9.2	7.4	6.6	5.4	4.2	50700-045	RTA40F8B4M14-**
40	0.250"	8	6'	60	7.6	6.0	5.6	4.8	3.5	50700-009	RTA40F8B4M16-**
40	0.250"	8	8'	40	5.6	4.4	4.0	3.2	2.6	50700-025	RTA40F8B4M18-**

RTA20C8B4-M-ARM43700-BA

Catalog Number System
The catalog number for Hapco poles utilizes the following identification system.

RTA | 30 | D | 8 | B | 4 | M | 16 | – | 01
MOUNTING HEIGHT | BUTT DIA. | BASE STYLE | ARM CODE | FINISH
WALL THICK. | TOP DIA. | ARM STYLE | ARM LEN.

Catalog Number Example -
RTA 30 D 8 B 4 M 16 – 01
Round Tapered Aluminum, 30' Mounting Height, .188" Wall Thickness, 8" Butt Diameter, 4.5" Top Diameter, 4-Bolt Base, Mast Arm, Single, 6' Arm Length, Satin Aluminum Finish.

Wall Thickness
C = .156"
D = .188"
F = .219"
P = .250"

Butt Diameter
6 = 6"
7 = 7"
8 = 8"

Top Diameter
B = 4.5"
L = 6"

Base Style
4 = 4-Bolt Base

Arm Style
M = Mast

Arm Quantity
1 = Single

Arm Length
4 = 4'
6 = 6'
8 = 8'
A = 10'

Finish
01 = Satin Aluminum
BA = Black Powder Coat
BH = White Powder Coat
BM = Dark Bronze Powder Coat
BY = Dark Green Powder Coat
GC = Gray Powder Coat
** = Specify Finish

EPA Notes:
Effective Projected Area (EPA) in square feet. EPA is calculated using wind velocity (mph) indicated in accordance with 2009 AASHTO LTS-5 using a 50-year design life. Maximum EPA is based on the terminate height shown. Increased terminate weight may reduce the maximum EPA. If weight is increased or if other design criteria apply or is required, please consult the factory.

RTA - Round Tapered Aluminum Pole with Arms

Single Mast

4-Bolt Base

Submitted by ESL Spectrum

ESL/SPECTRUM

Job Name: City of Greensburg - Lincoln Street Rehab
Contractor: Custer Electric, Inc. (Rushville)

Catalog Number: ARM 43700

Notes:

Type: 83

INDY18-99683

Submitted by ESL Spectrum

ESL/SPECTRUM

Catalog Number: RTA20C8B4-BC-ARM43700-BA

Notes:

Type: 157

INDY14-97931

10/23/2014

Hapco - Aluminum and Steel Light Poles

hapco

Light Pole Arms

ARM43700

Style: Curved Pipe with Scroll

Quantity: single

BA = BLACK FINISH

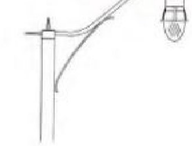

Customer Service

800-368-7171

276-628-7171

STAFF DIRECTORY

EMAIL HAPCO

Need a quote or have a question? An expert is ready to help you. Our engineers are happy to assist with your specific needs for your project, from design to budgeting to final concept.

© 2008 - 2014 Hapco. All rights reserved.
Website design and development by Zebra Digital Agency.

http://hapco.com/products.php?view-accessories&open-details&id=20081114115751

1/1

RECOMMENDED FOR APPROVAL _____ DESIGN ENGINEER DATE	INDIANA DEPARTMENT OF TRANSPORTATION	HORIZONTAL SCALE	BRIDGE FILE
		VERTICAL SCALE	DESIGNATION 1800255
DESIGNED: DC DRAWN: JEC	LIGHTING DETAILS	SURVEY BOOK	SHEETS 67 of 119
CHECKED: WRC CHECKED: WRC		CONTRACT R-41463	PROJECT 1800256

1/21/2022
c:\users\mitchell.wilcox\appdata\local\bentley\projectwise\workingdir\mb-us-pw.bentley.com_mb-us-pw-03\mitchell.wilcox@mbakerintl.com\dms41011\1800255_RD_SHT_LIT_DETAILS_02.dgn

LUMINAIRE SCHEDULE														
LUMINAIRE NO.	100	101	102	103	104	105	106	107	108	109	110	111	112	113
CONNECTION TYPE	1	1	2	2	2	2	2	2	2	2	2	2	2	2
POLE HEIGHT	20-ft	20-ft	20-ft	20-ft	20-ft	20-ft	20-ft	20-ft	20-ft	20-ft	20-ft	20-ft	20-ft	20-ft
MAST ARM LENGTH	4-ft	4-ft	4-ft	4-ft	4-ft	4-ft	4-ft	4-ft	4-ft	4-ft	4-ft	4-ft	4-ft	4-ft

LUMINAIRE SCHEDULE													
LUMINAIRE NO.	114	115	116	117	118	119	120	121	122	123	124	125	126
CONNECTION TYPE	2	2	2	2	2	2	2	2	2	2	1	2	1
POLE HEIGHT	20-ft	20-ft	20-ft	20-ft	20-ft	20-ft	20-ft	20-ft	20-ft	20-ft	20-ft	20-ft	20-ft
MAST ARM LENGTH	4-ft	4-ft	4-ft	4-ft	4-ft	4-ft	4-ft	4-ft	4-ft	4-ft	4-ft	4-ft	4-ft

HANDHOLE SCHEDULE										
HANDHOLE NO.	H01	H02	H03	H04	H05	H06	H07	H08	H09	H10
CONNECTION TYPE	A	A	A	A	A	A	A	A	A	A

RECOMMENDED FOR APPROVAL
DESIGN ENGINEER DATE

DESIGNED: DC DRAWN: JEC
CHECKED: WRC CHECKED: WRC

INDIANA
DEPARTMENT OF TRANSPORTATION

LIGHTING TABLES

HORIZONTAL SCALE	BRIDGE FILE
VERTICAL SCALE	DESIGNATION
	1800255
SURVEY BOOK	SHEETS
	68 of 119
CONTRACT	PROJECT
R-41463	1800256

1/21/2022
c:\users\mitchell.wilcox\appdata\local\bentley\projectwise\workingdir\mb-us-pw.bentley.com_mb-us-pw-03\mitchell.wilcox@mbakerintl.com\dms41011\1800255_RD_SHT_LIT_TABLES.dgn

1/21/2022
c:\users\mitchell.wilcox\appdata\local\bentley\projectwise\workingdir\mb-us-pw.bentley.com_mb-us-pw-03\mitchell.wilcox@mbakerintl.com\dms410111800255_RD_SHT_PM_SIGNS_00.dgn

LEGEND

- (50) LINE, THERMOPLASTIC, SOLID, WHITE, 4"
- (51) TRANSVERSE MARKING, THERMOPLASTIC, CROSS HATCH, YELLOW 12"
- (52) LINE, THERMOPLASTIC, BROKEN, WHITE, 4"
- (53) LINE, THERMOPLASTIC, SOLID, YELLOW, 4"
- (54) LINE, THERMOPLASTIC, BROKEN, YELLOW, 4"
- (55) TRANSVERSE MARKING, THERMOPLASTIC, STOP LINE, WHITE, 24"
- (56) PAVEMENT MESSAGE MARKING, THERMOPLASTIC, LANE INDICATION ARROW
- (57) LINE, THERMOPLASTIC, SOLID, WHITE, 8"
- (58) TRANSVERSE MARKING, THERMOPLASTIC, CROSSWALK LINE, WHITE, 6"
- (59) EXISTING SHEET SIGN ON NEW POST
- (60) NEW SHEET SIGN ON EXISTING POST
- (61) NO CHANGE REQ'D.
- (62) NEW SIGN ON NEW POST

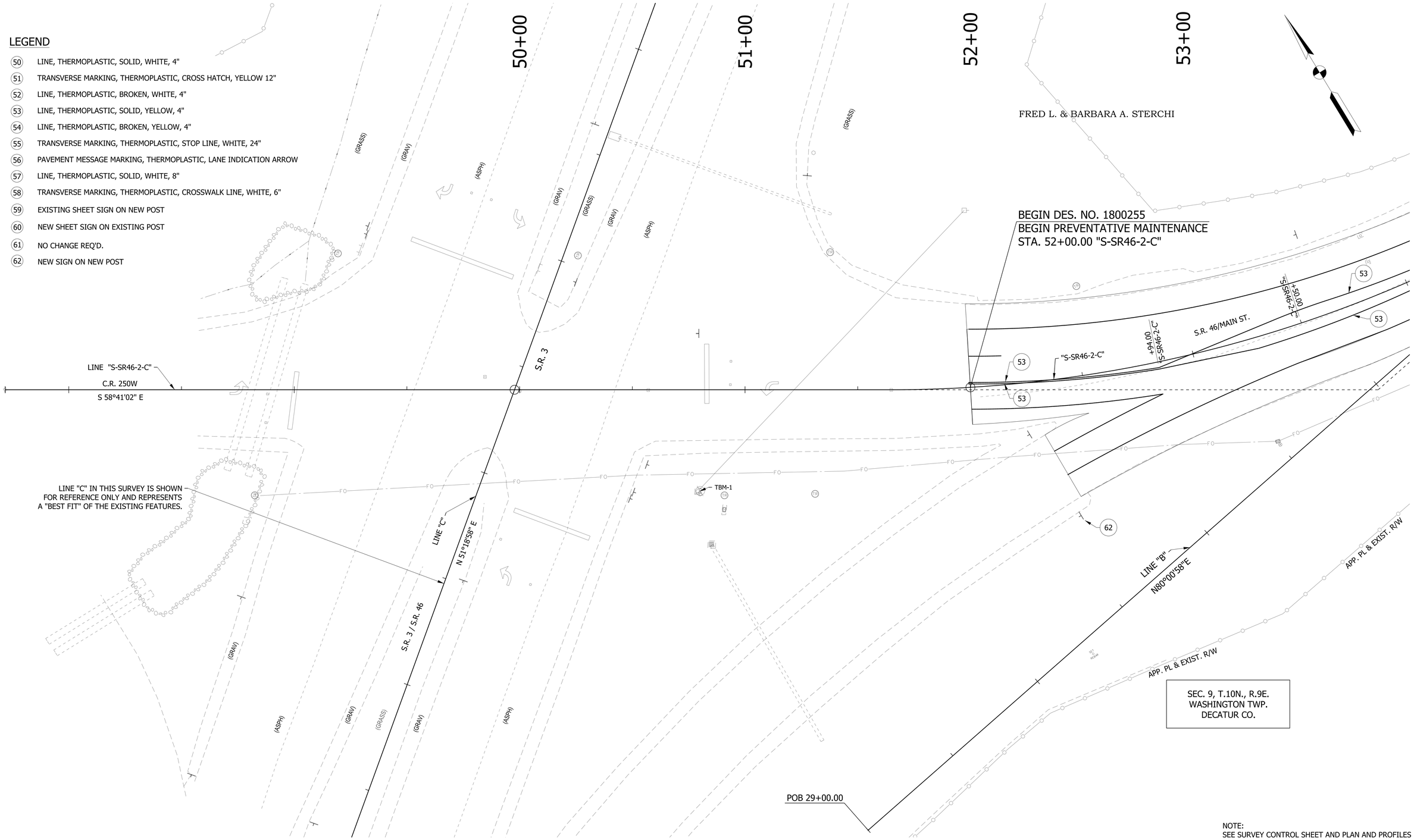

SEC. 9, T.10N., R.9E.
WASHINGTON TWP.
DECATUR CO.

NOTE:
SEE SURVEY CONTROL SHEET AND PLAN AND PROFILES
FOR ALIGNMENT AND SURVEY INFORMATION.

RECOMMENDED FOR APPROVAL _____ DESIGN ENGINEER DATE	INDIANA DEPARTMENT OF TRANSPORTATION	HORIZONTAL SCALE 1"=20'	BRIDGE FILE
		VERTICAL SCALE 1"=20'	DESIGNATION 1800255
DESIGNED: DC / DRAWN: JEC	PAVEMENT MARKINGS & SIGNAGE LINE "S-SR46-2-C"	SURVEY BOOK	SHEETS 69 of 119
CHECKED: WRC / CHECKED: WRC		CONTRACT R-41463	PROJECT 1800256

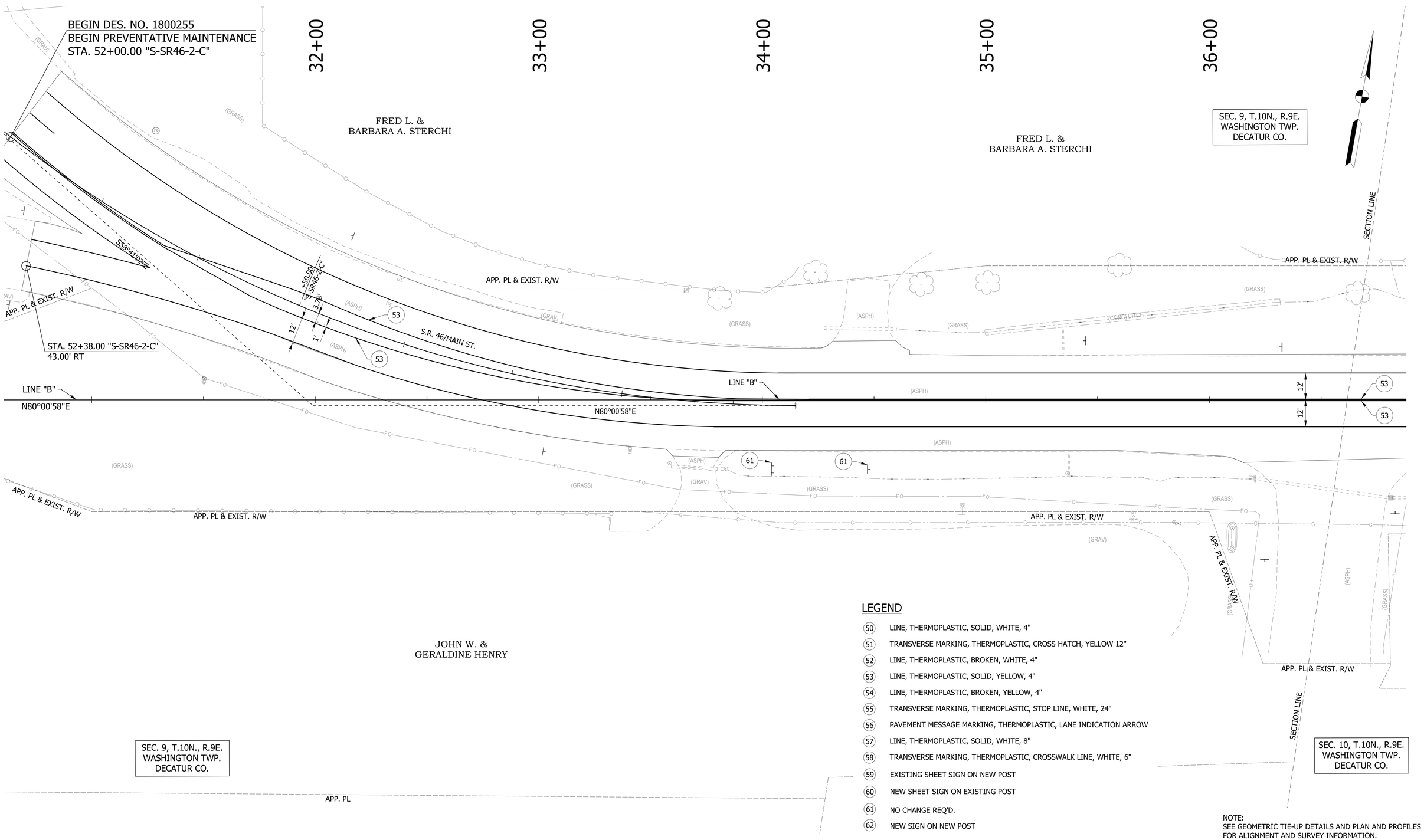

LEGEND

- 50 LINE, THERMOPLASTIC, SOLID, WHITE, 4"
- 51 TRANSVERSE MARKING, THERMOPLASTIC, CROSS HATCH, YELLOW 12"
- 52 LINE, THERMOPLASTIC, BROKEN, WHITE, 4"
- 53 LINE, THERMOPLASTIC, SOLID, YELLOW, 4"
- 54 LINE, THERMOPLASTIC, BROKEN, YELLOW, 4"
- 55 TRANSVERSE MARKING, THERMOPLASTIC, STOP LINE, WHITE, 24"
- 56 PAVEMENT MESSAGE MARKING, THERMOPLASTIC, LANE INDICATION ARROW
- 57 LINE, THERMOPLASTIC, SOLID, WHITE, 8"
- 58 TRANSVERSE MARKING, THERMOPLASTIC, CROSSWALK LINE, WHITE, 6"
- 59 EXISTING SHEET SIGN ON NEW POST
- 60 NEW SHEET SIGN ON EXISTING POST
- 61 NO CHANGE REQ'D.
- 62 NEW SIGN ON NEW POST

NOTE:
SEE GEOMETRIC TIE-UP DETAILS AND PLAN AND PROFILES FOR ALIGNMENT AND SURVEY INFORMATION.

RECOMMENDED FOR APPROVAL _____ DESIGN ENGINEER DATE

DESIGNED: DC DRAWN: JEC
CHECKED: WRC CHECKED: WRC

INDIANA
DEPARTMENT OF TRANSPORTATION

PAVEMENT MARKINGS & SIGNAGE
LINE "B"

HORIZONTAL SCALE	BRIDGE FILE
1"=80'	
VERTICAL SCALE	DESIGNATION
1"=20'	1800255
SURVEY BOOK	SHEETS
	70 of 119
CONTRACT	PROJECT
R-41463	1800256

1/21/2022
c:\users\mitchell.wilcox\appdata\local\bentley\projectwise\workingdir\mb-us-pw.bentley.com_mb-us-pw-03\mitchell.wilcox@mbakerintl.com\dms41011\1800255_RD_SHT_PM_SIGNS_01.dgn

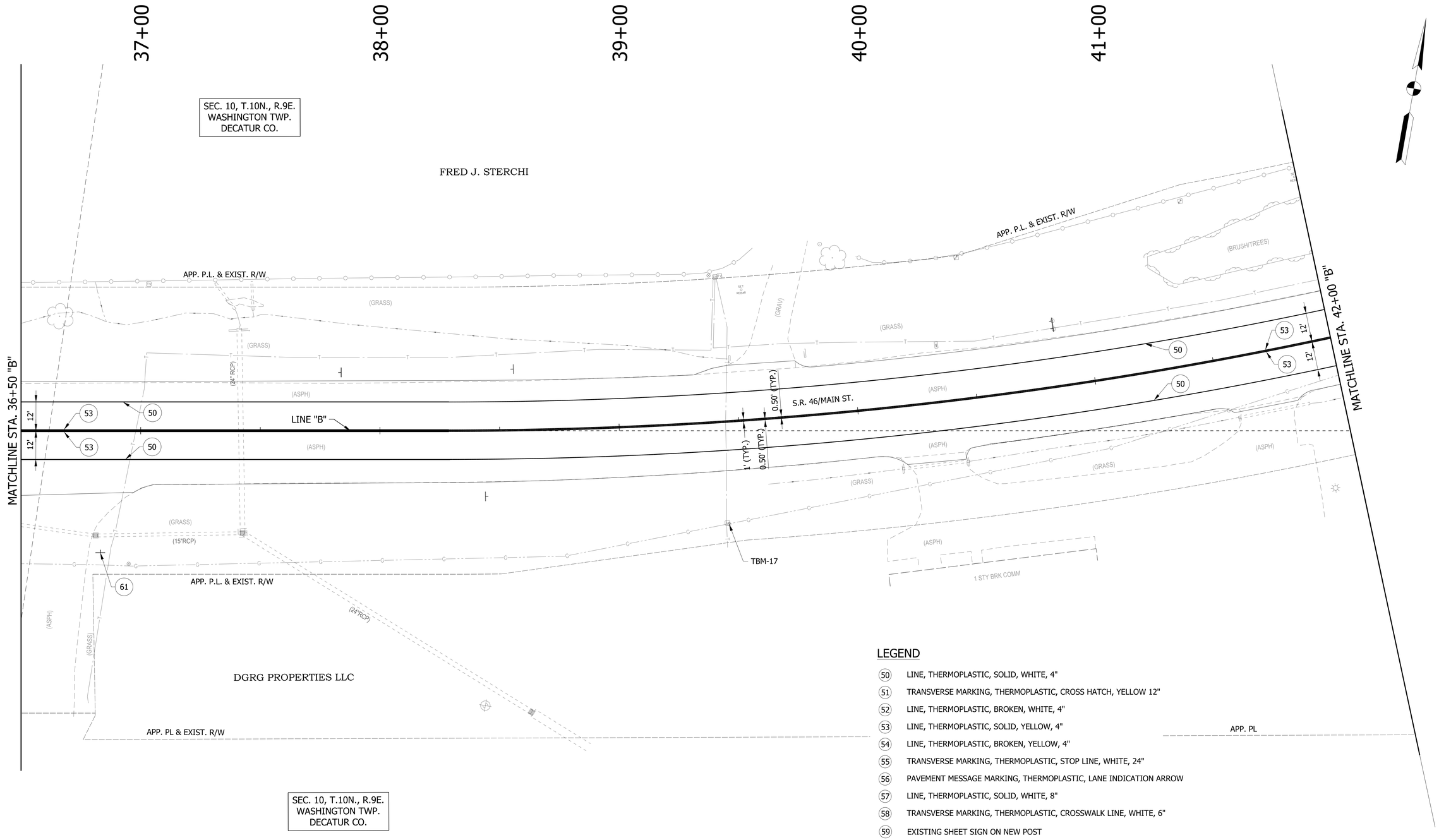

LEGEND

- (50) LINE, THERMOPLASTIC, SOLID, WHITE, 4"
- (51) TRANSVERSE MARKING, THERMOPLASTIC, CROSS HATCH, YELLOW 12"
- (52) LINE, THERMOPLASTIC, BROKEN, WHITE, 4"
- (53) LINE, THERMOPLASTIC, SOLID, YELLOW, 4"
- (54) LINE, THERMOPLASTIC, BROKEN, YELLOW, 4"
- (55) TRANSVERSE MARKING, THERMOPLASTIC, STOP LINE, WHITE, 24"
- (56) PAVEMENT MESSAGE MARKING, THERMOPLASTIC, LANE INDICATION ARROW
- (57) LINE, THERMOPLASTIC, SOLID, WHITE, 8"
- (58) TRANSVERSE MARKING, THERMOPLASTIC, CROSSWALK LINE, WHITE, 6"
- (59) EXISTING SHEET SIGN ON NEW POST
- (60) NEW SHEET SIGN ON EXISTING POST
- (61) NO CHANGE REQ'D.
- (62) NEW SIGN ON NEW POST

NOTE:
SEE GEOMETRIC TIE-UP DETAILS AND PLAN AND PROFILES FOR ALIGNMENT AND SURVEY INFORMATION.

RECOMMENDED FOR APPROVAL _____ DESIGN ENGINEER DATE		INDIANA DEPARTMENT OF TRANSPORTATION	HORIZONTAL SCALE 1"=20' / BRIDGE FILE
			VERTICAL SCALE 1"=20' / DESIGNATION 1800255
DESIGNED: DC	DRAWN: JEC	PAVEMENT MARKINGS & SIGNAGE LINE "B"	SURVEY BOOK / SHEETS 71 of 119
CHECKED: WRC	CHECKED: WRC		CONTRACT R-41463 / PROJECT 1800256

1/21/2022
c:\users\mitchell.wilcox\appdata\local\bentley\projectwise\workingdir\mb-us-pw.bentley.com_mb-us-pw-03\mitchell.wilcox@mbakerintl.com\dms41011\1800255_RD_SHT_PM_SIGNS_02.dgn

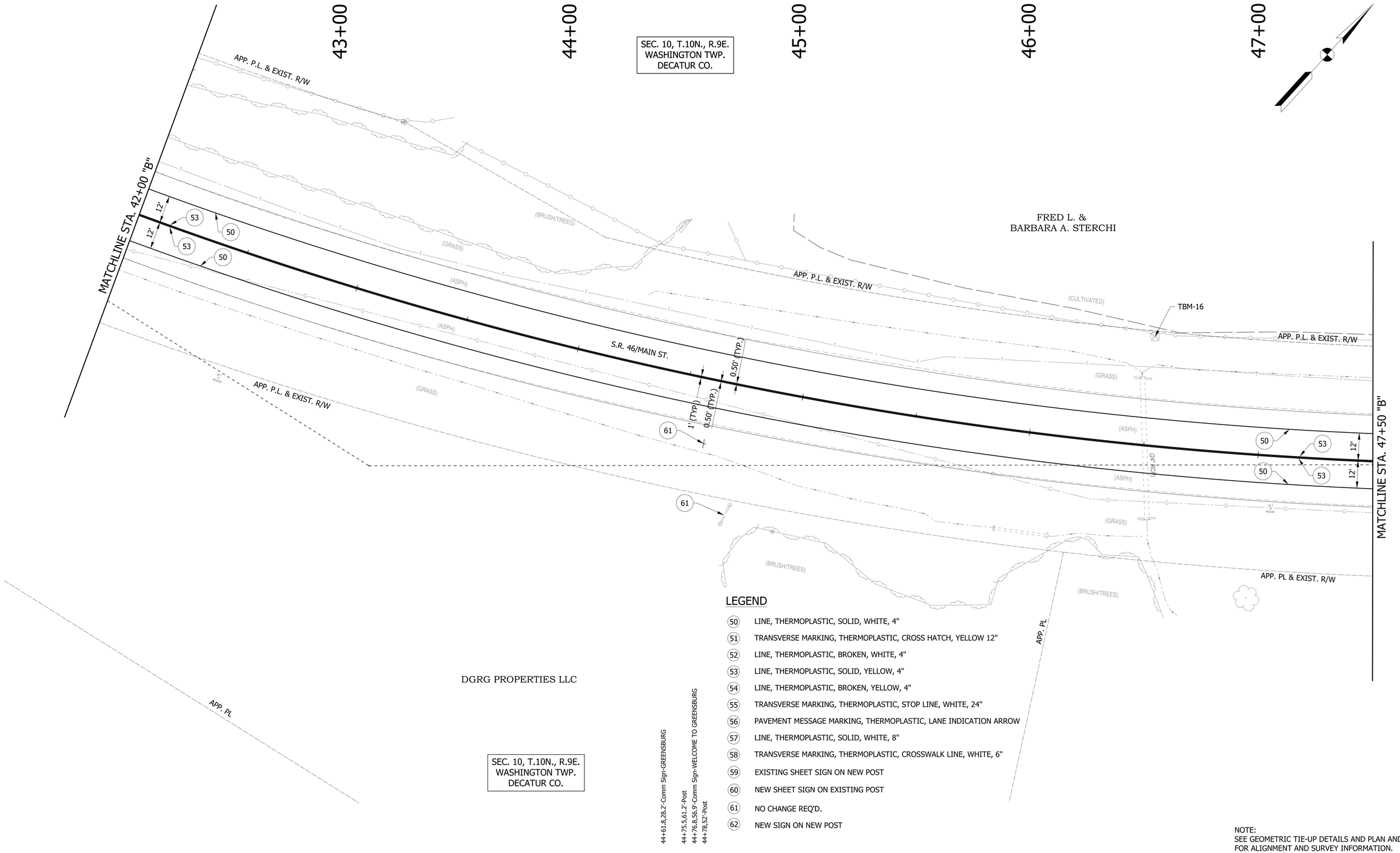

LEGEND

50	LINE, THERMOPLASTIC, SOLID, WHITE, 4"
51	TRANSVERSE MARKING, THERMOPLASTIC, CROSS HATCH, YELLOW 12"
52	LINE, THERMOPLASTIC, BROKEN, WHITE, 4"
53	LINE, THERMOPLASTIC, SOLID, YELLOW, 4"
54	LINE, THERMOPLASTIC, BROKEN, YELLOW, 4"
55	TRANSVERSE MARKING, THERMOPLASTIC, STOP LINE, WHITE, 24"
56	PAVEMENT MESSAGE MARKING, THERMOPLASTIC, LANE INDICATION ARROW
57	LINE, THERMOPLASTIC, SOLID, WHITE, 8"
58	TRANSVERSE MARKING, THERMOPLASTIC, CROSSWALK LINE, WHITE, 6"
59	EXISTING SHEET SIGN ON NEW POST
60	NEW SHEET SIGN ON EXISTING POST
61	NO CHANGE REQ'D.
62	NEW SIGN ON NEW POST

44+61.8,28.2'-Comm Sign-GREENSBURG
44+75.5,61.2'-Post
44+76.8,56.9'-Comm Sign-WELCOME TO GREENSBURG
44+78.52'-Post

NOTE:
SEE GEOMETRIC TIE-UP DETAILS AND PLAN AND PROFILES FOR ALIGNMENT AND SURVEY INFORMATION.

RECOMMENDED FOR APPROVAL _____ DESIGN ENGINEER DATE

DESIGNED: DC DRAWN: JEC
CHECKED: WRC CHECKED: WRC

INDIANA
DEPARTMENT OF TRANSPORTATION

PAVEMENT MARKINGS & SIGNAGE
LINE "B"

HORIZONTAL SCALE	BRIDGE FILE
1"=20'	
VERTICAL SCALE	DESIGNATION
1"=20'	1800255
SURVEY BOOK	SHEETS
	72 of 119
CONTRACT	PROJECT
R-41463	1800256

1/21/2022
c:\users\mitchell.wilcox\appdata\local\bentley\projectwise\workingdir\mb-us-pw.bentley.com_mb-us-pw-03\mitchell.wilcox@mbakerintl.com\dms410111\1800255_RD_SHT_PM_SIGNS_03.dgn

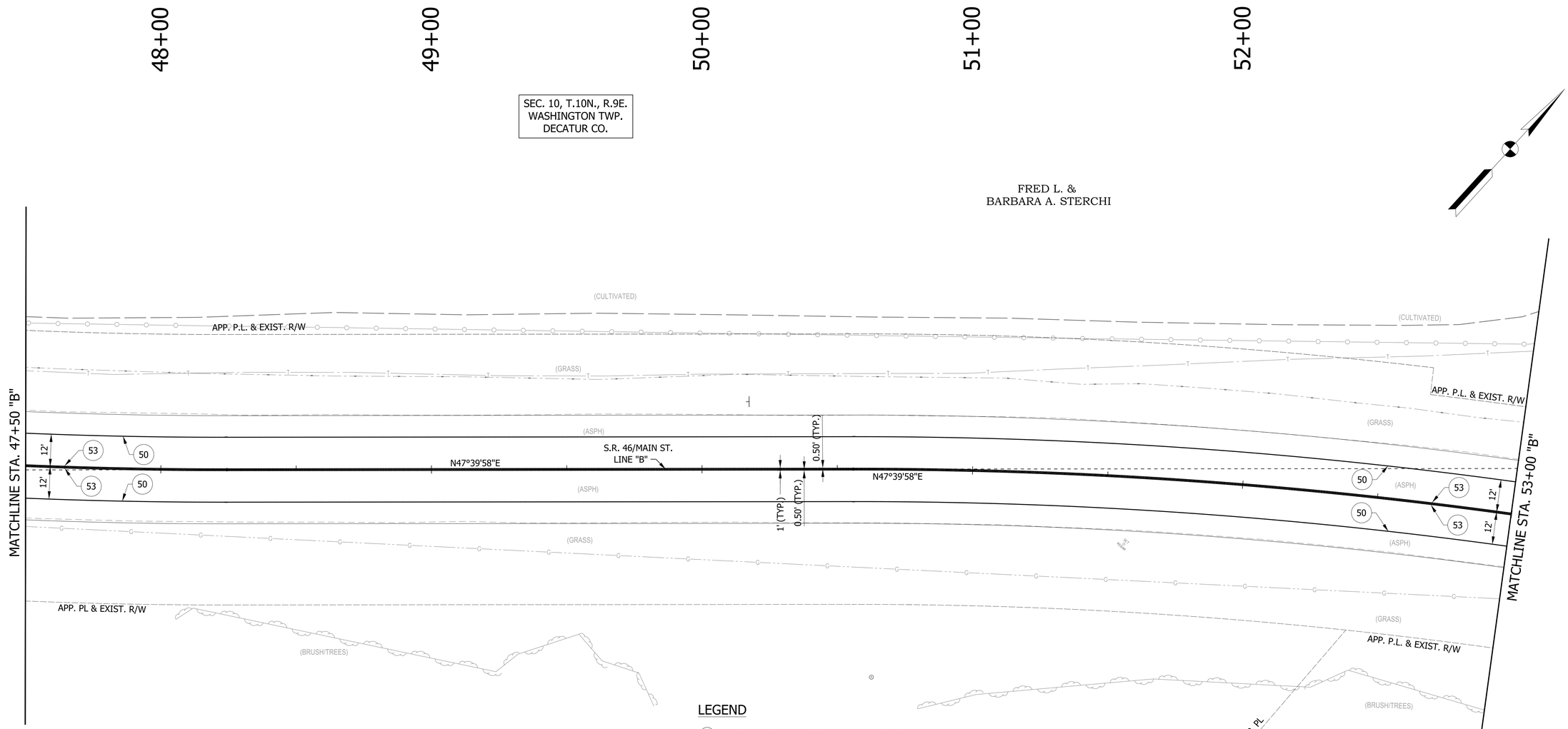

KS GLEITLAGER NORTH AMERICA, LLC

SEC. 10, T.10N., R.9E.
WASHINGTON TWP.
DECATUR CO.

LEGEND

50	LINE, THERMOPLASTIC, SOLID, WHITE, 4"
51	TRANSVERSE MARKING, THERMOPLASTIC, CROSS HATCH, YELLOW 12"
52	LINE, THERMOPLASTIC, BROKEN, WHITE, 4"
53	LINE, THERMOPLASTIC, SOLID, YELLOW, 4"
54	LINE, THERMOPLASTIC, BROKEN, YELLOW, 4"
55	TRANSVERSE MARKING, THERMOPLASTIC, STOP LINE, WHITE, 24"
56	PAVEMENT MESSAGE MARKING, THERMOPLASTIC, LANE INDICATION ARROW
57	LINE, THERMOPLASTIC, SOLID, WHITE, 8"
58	TRANSVERSE MARKING, THERMOPLASTIC, CROSSWALK LINE, WHITE, 6"
59	EXISTING SHEET SIGN ON NEW POST
60	NEW SHEET SIGN ON EXISTING POST
61	NO CHANGE REQ'D.
62	NEW SIGN ON NEW POST

NOTE:
SEE GEOMETRIC TIE-UP DETAILS AND PLAN AND PROFILES FOR ALIGNMENT AND SURVEY INFORMATION.

RECOMMENDED FOR APPROVAL _____ DESIGN ENGINEER DATE

DESIGNED: DC DRAWN: JEC
CHECKED: WRC CHECKED: WRC

INDIANA
DEPARTMENT OF TRANSPORTATION

PAVEMENT MARKINGS & SIGNAGE
LINE "B"

HORIZONTAL SCALE	BRIDGE FILE
1"=20'	
VERTICAL SCALE	DESIGNATION
1"=20'	1800255
SURVEY BOOK	SHEETS
	73 of 119
CONTRACT	PROJECT
R-41463	1800256

1/21/2022
c:\users\mitchell.wilcox\appdata\local\bentley\projectwise\workingdir\mb-us-pw.bentley.com_mb-us-pw-03\mitchell.wilcox@mbakerintl.com\dms41011\1800255_RD_SHT_PM_SIGNS_04.dgn

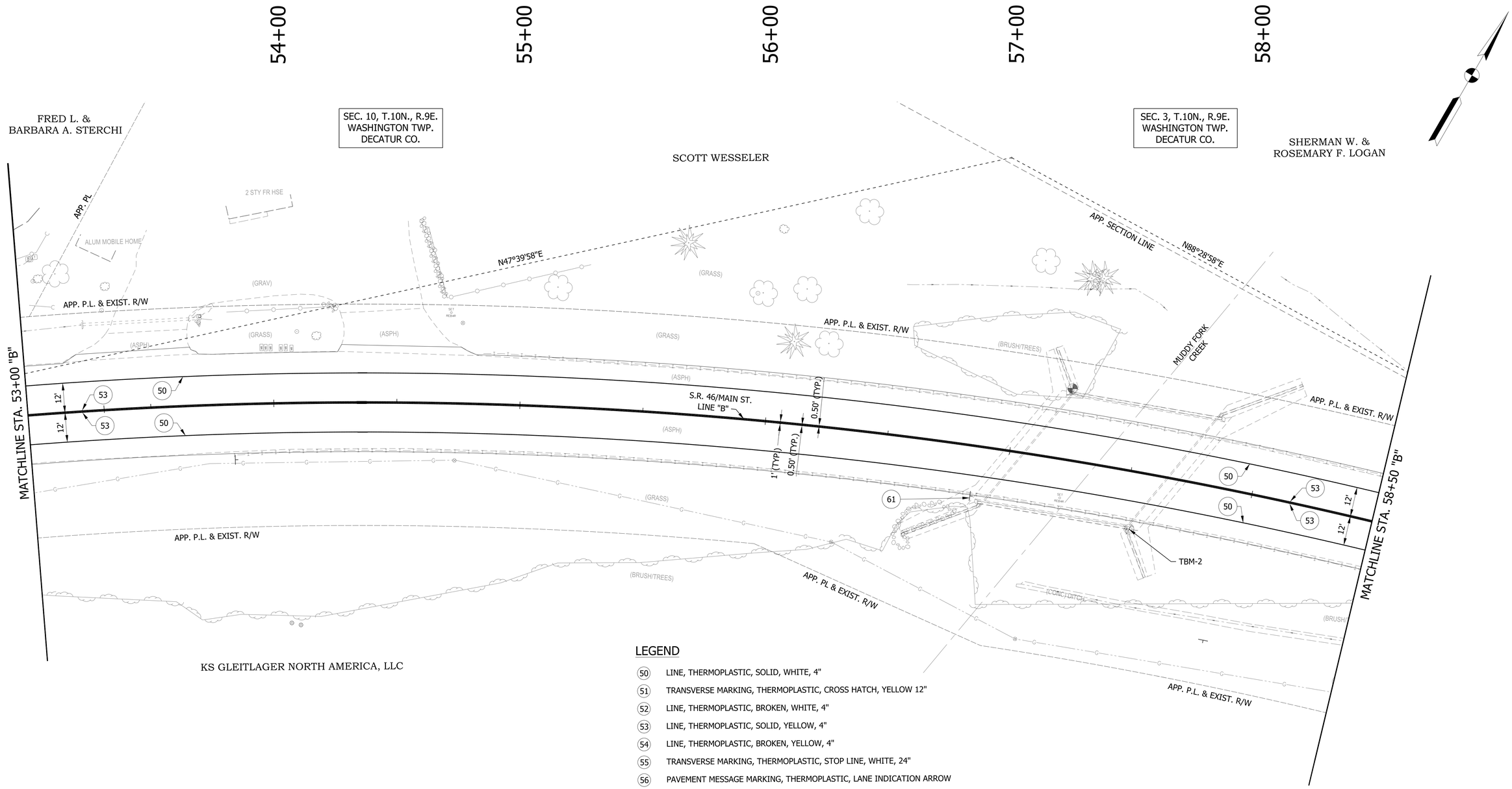

LEGEND

- (50) LINE, THERMOPLASTIC, SOLID, WHITE, 4"
- (51) TRANSVERSE MARKING, THERMOPLASTIC, CROSS HATCH, YELLOW 12"
- (52) LINE, THERMOPLASTIC, BROKEN, WHITE, 4"
- (53) LINE, THERMOPLASTIC, SOLID, YELLOW, 4"
- (54) LINE, THERMOPLASTIC, BROKEN, YELLOW, 4"
- (55) TRANSVERSE MARKING, THERMOPLASTIC, STOP LINE, WHITE, 24"
- (56) PAVEMENT MESSAGE MARKING, THERMOPLASTIC, LANE INDICATION ARROW
- (57) LINE, THERMOPLASTIC, SOLID, WHITE, 8"
- (58) TRANSVERSE MARKING, THERMOPLASTIC, CROSSWALK LINE, WHITE, 6"
- (59) EXISTING SHEET SIGN ON NEW POST
- (60) NEW SHEET SIGN ON EXISTING POST
- (61) NO CHANGE REQ'D.
- (62) NEW SIGN ON NEW POST

NOTE:
SEE GEOMETRIC TIE-UP DETAILS AND PLAN AND PROFILES FOR ALIGNMENT AND SURVEY INFORMATION.

RECOMMENDED FOR APPROVAL _____ DESIGN ENGINEER DATE

DESIGNED: DC DRAWN: JEC
CHECKED: WRC CHECKED: WRC

INDIANA
DEPARTMENT OF TRANSPORTATION

PAVEMENT MARKINGS & SIGNAGE
LINE "B"

HORIZONTAL SCALE	BRIDGE FILE
1"=20'	
VERTICAL SCALE	DESIGNATION
1"=20'	1800255
SURVEY BOOK	SHEETS
	74 of 119
CONTRACT	PROJECT
R-41463	1800256

1/21/2022
c:\users\mitchell.wilcox\appdata\local\bentley\projectwise\workingdir\mb-us-pw.bentley.com_mb-us-pw-03\mitchell.wilcox@mbakerintl.com\dms410111\800255_RD_SHT_PM_SIGNS_05.dgn

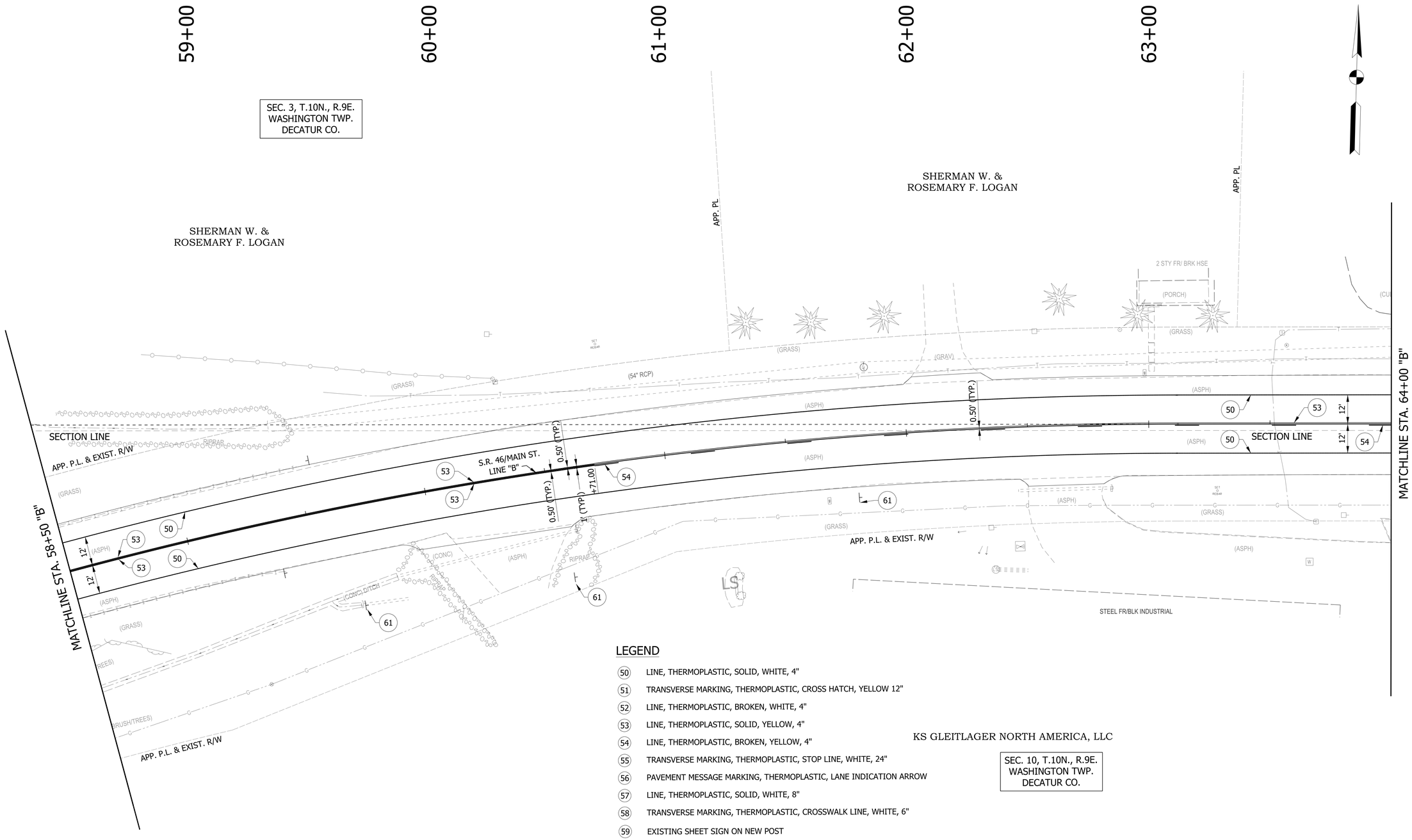

LEGEND

50	LINE, THERMOPLASTIC, SOLID, WHITE, 4"
51	TRANSVERSE MARKING, THERMOPLASTIC, CROSS HATCH, YELLOW 12"
52	LINE, THERMOPLASTIC, BROKEN, WHITE, 4"
53	LINE, THERMOPLASTIC, SOLID, YELLOW, 4"
54	LINE, THERMOPLASTIC, BROKEN, YELLOW, 4"
55	TRANSVERSE MARKING, THERMOPLASTIC, STOP LINE, WHITE, 24"
56	PAVEMENT MESSAGE MARKING, THERMOPLASTIC, LANE INDICATION ARROW
57	LINE, THERMOPLASTIC, SOLID, WHITE, 8"
58	TRANSVERSE MARKING, THERMOPLASTIC, CROSSWALK LINE, WHITE, 6"
59	EXISTING SHEET SIGN ON NEW POST
60	NEW SHEET SIGN ON EXISTING POST
61	NO CHANGE REQ'D.
62	NEW SIGN ON NEW POST

KS GLEITLAGER NORTH AMERICA, LLC

SEC. 10, T.10N., R.9E.
WASHINGTON TWP.
DECATUR CO.

NOTE:
SEE SURVEY CONTROL DETAILS AND PLAN AND PROFILES FOR ALIGNMENT AND SURVEY INFORMATION.
PAVEMENT MARKINGS WILL BE CALLED OFF LINE "B".

RECOMMENDED FOR APPROVAL _____ DESIGN ENGINEER DATE

DESIGNED: DC DRAWN: JEC

CHECKED: WRC CHECKED: WRC

INDIANA
DEPARTMENT OF TRANSPORTATION

PAVEMENT MARKINGS & SIGNAGE
LINE "B"

HORIZONTAL SCALE	BRIDGE FILE
1"=20'	
VERTICAL SCALE	DESIGNATION
1"=20'	1800255
SURVEY BOOK	SHEETS
	75 of 119
CONTRACT	PROJECT
R-41463	1800256

1/21/2022
c:\users\mitchell.wilcox\appdata\local\bentley\projectwise\workingdir\mb-us-pw.bentley.com_mb-us-pw-03\mitchell.wilcox@mbakerintl.com\dms41011\1800255_RD_SHT_PM_SIGNS_06.dgn

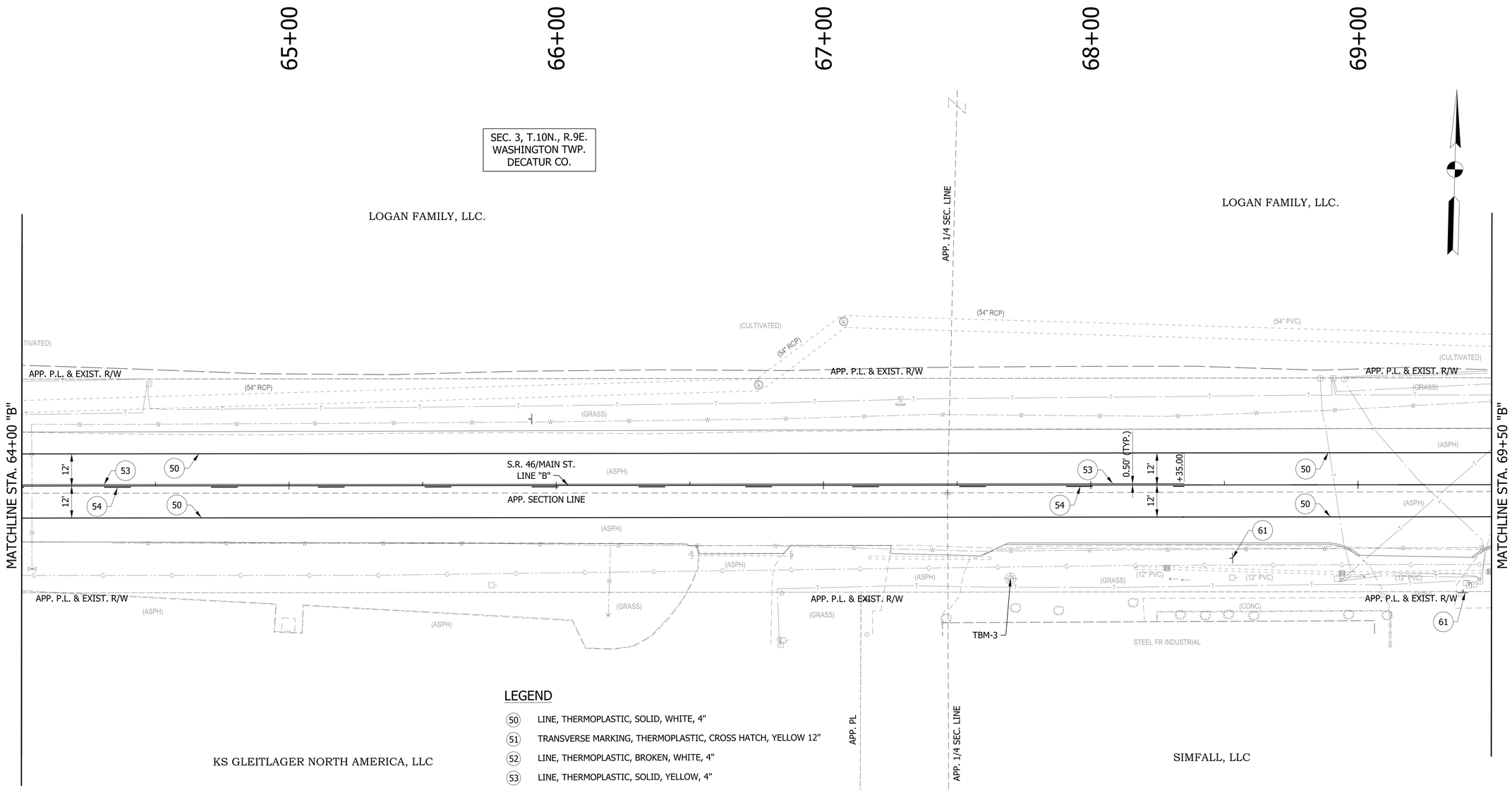

LEGEND

50	LINE, THERMOPLASTIC, SOLID, WHITE, 4"
51	TRANSVERSE MARKING, THERMOPLASTIC, CROSS HATCH, YELLOW 12"
52	LINE, THERMOPLASTIC, BROKEN, WHITE, 4"
53	LINE, THERMOPLASTIC, SOLID, YELLOW, 4"
54	LINE, THERMOPLASTIC, BROKEN, YELLOW, 4"
55	TRANSVERSE MARKING, THERMOPLASTIC, STOP LINE, WHITE, 24"
56	PAVEMENT MESSAGE MARKING, THERMOPLASTIC, LANE INDICATION ARROW
57	LINE, THERMOPLASTIC, SOLID, WHITE, 8"
58	TRANSVERSE MARKING, THERMOPLASTIC, CROSSWALK LINE, WHITE, 6"
59	EXISTING SHEET SIGN ON NEW POST
60	NEW SHEET SIGN ON EXISTING POST
61	NO CHANGE REQ'D.
62	NEW SIGN ON NEW POST

NOTE:
SEE SURVEY CONTROL DETAILS AND PLAN AND PROFILES FOR ALIGNMENT AND SURVEY INFORMATION.
PAVEMENT MARKINGS WILL BE CALLED OFF LINE "B".

RECOMMENDED FOR APPROVAL _____ DESIGN ENGINEER DATE

DESIGNED: DC DRAWN: JEC

CHECKED: WRC CHECKED: WRC

INDIANA
DEPARTMENT OF TRANSPORTATION

PAVEMENT MARKINGS & SIGNAGE
LINE "B"

HORIZONTAL SCALE	BRIDGE FILE
1"=20'	
VERTICAL SCALE	DESIGNATION
1"=20'	1800255
SURVEY BOOK	SHEETS
	76 of 119
CONTRACT	PROJECT
R-41463	1800256

1/21/2022
c:\users\mitchell.wilcox\appdata\local\bentley\projectwise\workingdir\mb-us-pw.bentley.com_mb-us-pw-03\mitchell.wilcox@mbakerintl.com\dms41011\1800255_RD_SHT_PM_SIGNS_07.dgn

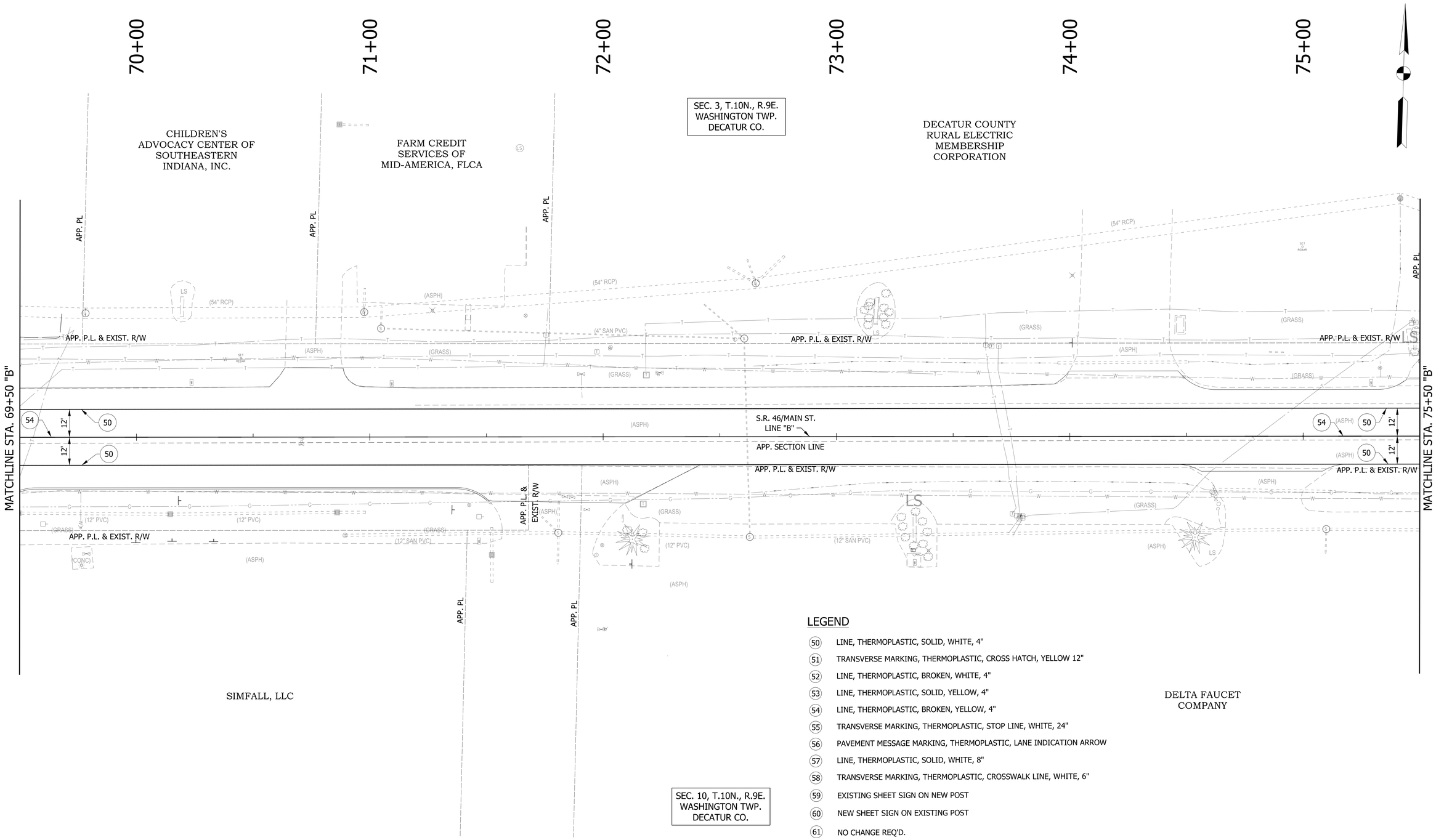

LEGEND

50	LINE, THERMOPLASTIC, SOLID, WHITE, 4"
51	TRANSVERSE MARKING, THERMOPLASTIC, CROSS HATCH, YELLOW 12"
52	LINE, THERMOPLASTIC, BROKEN, WHITE, 4"
53	LINE, THERMOPLASTIC, SOLID, YELLOW, 4"
54	LINE, THERMOPLASTIC, BROKEN, YELLOW, 4"
55	TRANSVERSE MARKING, THERMOPLASTIC, STOP LINE, WHITE, 24"
56	PAVEMENT MESSAGE MARKING, THERMOPLASTIC, LANE INDICATION ARROW
57	LINE, THERMOPLASTIC, SOLID, WHITE, 8"
58	TRANSVERSE MARKING, THERMOPLASTIC, CROSSWALK LINE, WHITE, 6"
59	EXISTING SHEET SIGN ON NEW POST
60	NEW SHEET SIGN ON EXISTING POST
61	NO CHANGE REQ'D.
62	NEW SIGN ON NEW POST

NOTE:
SEE GEOMETRIC TIE-UP DETAILS AND PLAN AND PROFILES FOR ALIGNMENT AND SURVEY INFORMATION.

RECOMMENDED FOR APPROVAL _____ DESIGN ENGINEER DATE

DESIGNED: DC DRAWN: JEC

CHECKED: WRC CHECKED: WRC

INDIANA
DEPARTMENT OF TRANSPORTATION

PAVEMENT MARKINGS & SIGNAGE
LINE "B"

HORIZONTAL SCALE	BRIDGE FILE
1"=20'	
VERTICAL SCALE	DESIGNATION
1"=20'	1800255
SURVEY BOOK	SHEETS
	77 of 119
CONTRACT	PROJECT
R-41463	1800256

1/21/2022
c:\users\mitchell.wilcox\appdata\local\bentley\projectwise\workingdir\mb-us-pw.bentley.com_mb-us-pw-03\mitchell.wilcox@mbakerintl.com\dms41011\1800255_RD_SHT_PM_SIGNS_08.dgn

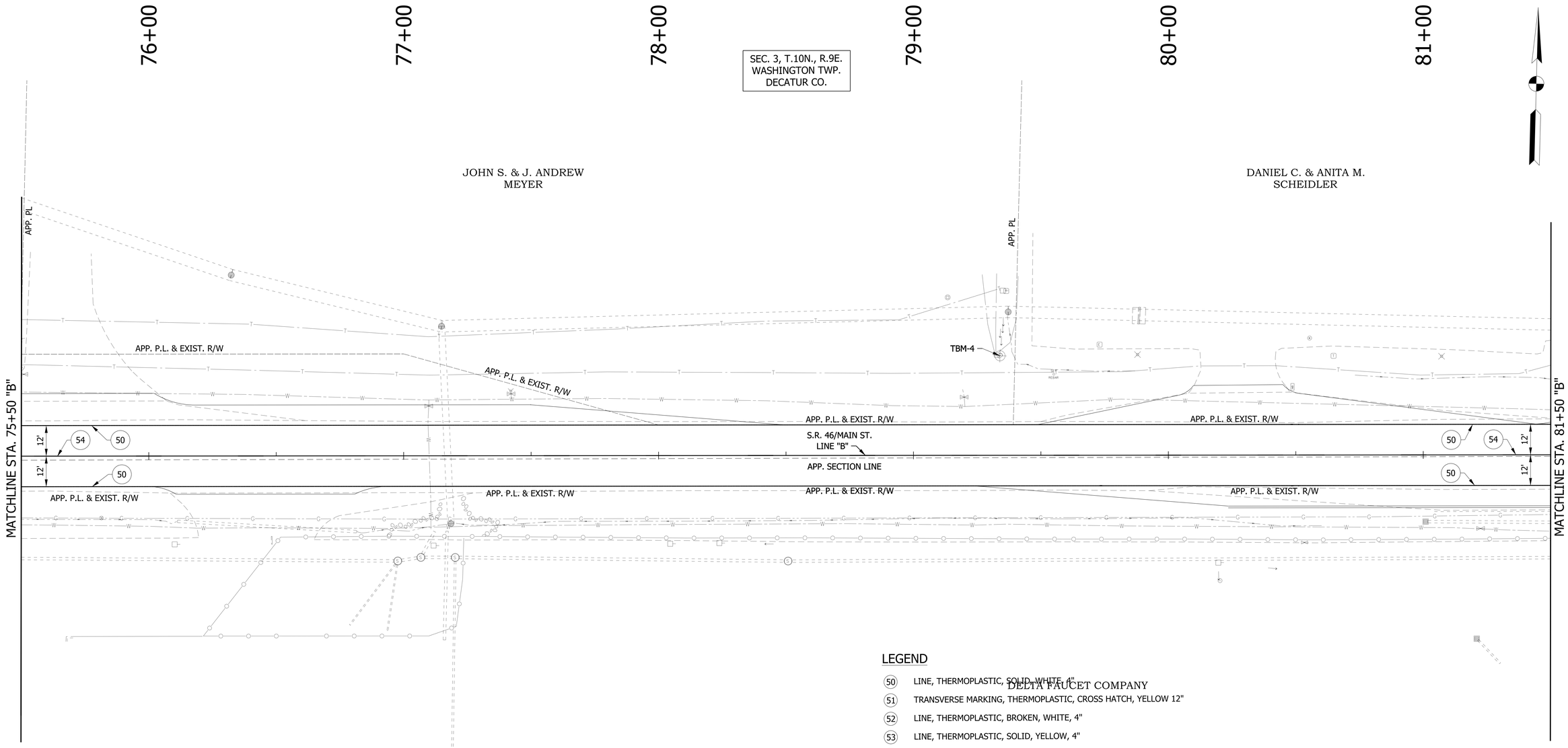

SEC. 10, T.10N., R.9E.
WASHINGTON TWP.
DECATUR CO.

DELTA FAUCET COMPANY

LEGEND

- (50) LINE, THERMOPLASTIC, SOLID, WHITE, 4"
- (51) TRANSVERSE MARKING, THERMOPLASTIC, CROSS HATCH, YELLOW 12"
- (52) LINE, THERMOPLASTIC, BROKEN, WHITE, 4"
- (53) LINE, THERMOPLASTIC, SOLID, YELLOW, 4"
- (54) LINE, THERMOPLASTIC, BROKEN, YELLOW, 4"
- (55) TRANSVERSE MARKING, THERMOPLASTIC, STOP LINE, WHITE, 24"
- (56) PAVEMENT MESSAGE MARKING, THERMOPLASTIC, LANE INDICATION ARROW
- (57) LINE, THERMOPLASTIC, SOLID, WHITE, 8"
- (58) TRANSVERSE MARKING, THERMOPLASTIC, CROSSWALK LINE, WHITE, 6"
- (59) EXISTING SHEET SIGN ON NEW POST
- (60) NEW SHEET SIGN ON EXISTING POST
- (61) NO CHANGE REQ'D.
- (62) NEW SIGN ON NEW POST

NOTE:
SEE SURVEY CONTROL DETAILS AND PLAN AND PROFILES FOR ALIGNMENT AND SURVEY INFORMATION.
PAVEMENT MARKINGS WILL BE CALLED OFF LINE "B".

RECOMMENDED FOR APPROVAL
DESIGN ENGINEER DATE

DESIGNED: DC DRAWN: JEC
CHECKED: WRC CHECKED: WRC

INDIANA
DEPARTMENT OF TRANSPORTATION

PAVEMENT MARKINGS & SIGNAGE
LINE "B"

HORIZONTAL SCALE	BRIDGE FILE
1"=20'	
VERTICAL SCALE	DESIGNATION
1"=20'	1800255
SURVEY BOOK	SHEETS
	78 of 119
CONTRACT	PROJECT
R-41463	1800256

1/21/2022
c:\users\mitchell.wilcox\appdata\local\bentley\projectwise\workingdir\mb-us-pw.bentley.com_mb-us-pw-03\mitchell.wilcox@mbakerintl.com\dms410111800255_RD_SHT_PM_SIGNS_09.dgn

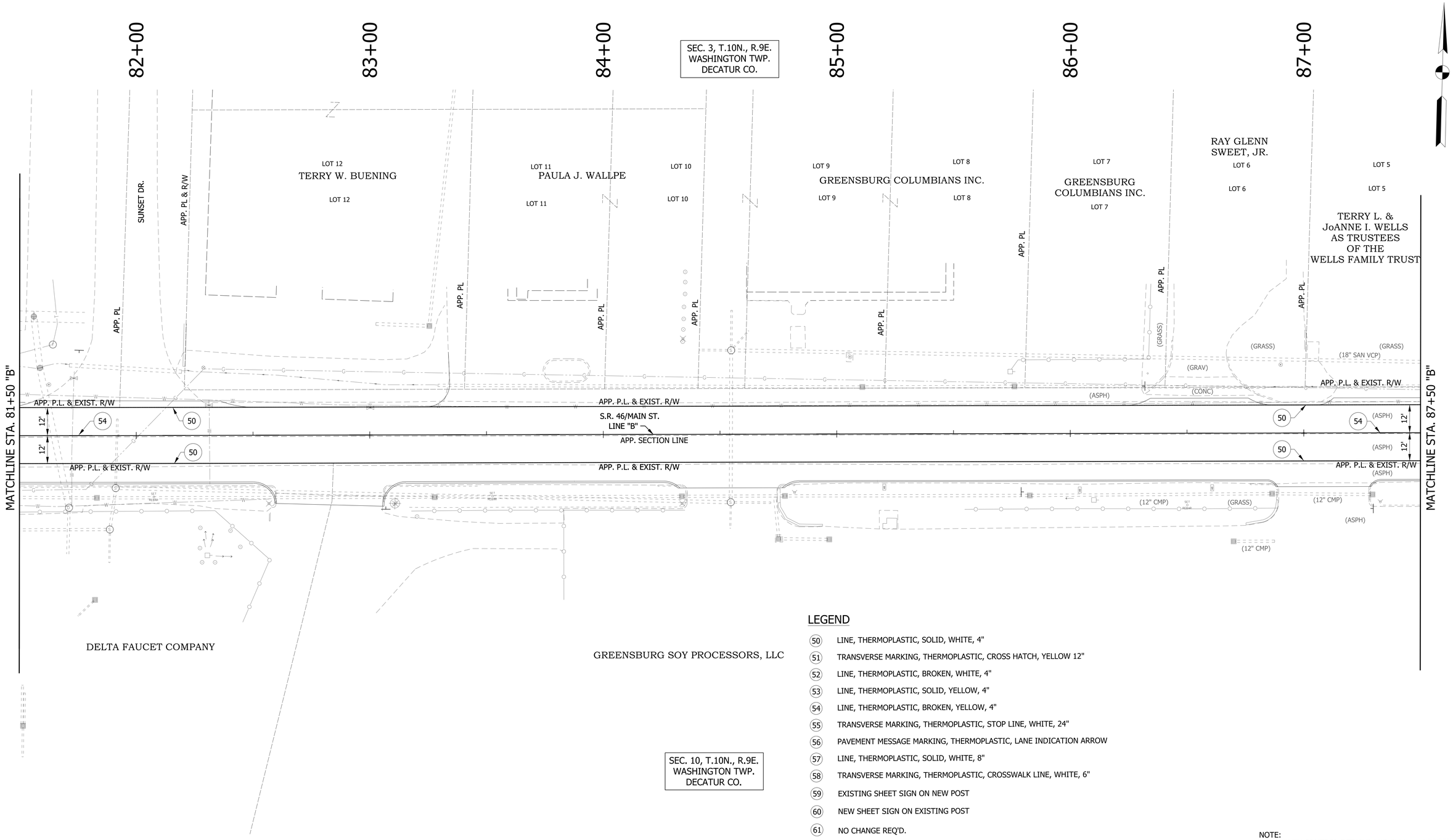

LEGEND

50	LINE, THERMOPLASTIC, SOLID, WHITE, 4"
51	TRANSVERSE MARKING, THERMOPLASTIC, CROSS HATCH, YELLOW 12"
52	LINE, THERMOPLASTIC, BROKEN, WHITE, 4"
53	LINE, THERMOPLASTIC, SOLID, YELLOW, 4"
54	LINE, THERMOPLASTIC, BROKEN, YELLOW, 4"
55	TRANSVERSE MARKING, THERMOPLASTIC, STOP LINE, WHITE, 24"
56	PAVEMENT MESSAGE MARKING, THERMOPLASTIC, LANE INDICATION ARROW
57	LINE, THERMOPLASTIC, SOLID, WHITE, 8"
58	TRANSVERSE MARKING, THERMOPLASTIC, CROSSWALK LINE, WHITE, 6"
59	EXISTING SHEET SIGN ON NEW POST
60	NEW SHEET SIGN ON EXISTING POST
61	NO CHANGE REQ'D.
62	NEW SIGN ON NEW POST

NOTE:
SEE SURVEY CONTROL DETAILS AND PLAN AND PROFILES FOR ALIGNMENT AND SURVEY INFORMATION.
PAVEMENT MARKINGS WILL BE CALLED OFF LINE "B".

RECOMMENDED FOR APPROVAL _____ DESIGN ENGINEER DATE

DESIGNED: DC DRAWN: JEC
CHECKED: WRC CHECKED: WRC

INDIANA
DEPARTMENT OF TRANSPORTATION

PAVEMENT MARKINGS & SIGNAGE
LINE "B"

HORIZONTAL SCALE	BRIDGE FILE
1"=20'	
VERTICAL SCALE	DESIGNATION
1"=20'	1800255
SURVEY BOOK	SHEETS
	79 of 119
CONTRACT	PROJECT
R-41463	1800256

1/21/2022
c:\users\mitchell.wilcox\appdata\local\bentley\projectwise\workingdir\mb-us-pw.bentley.com_mb-us-pw-03\mitchell.wilcox@mbakerintl.com\dms410111\800255_RD_SHT_PM_SIGNS_10.dgn

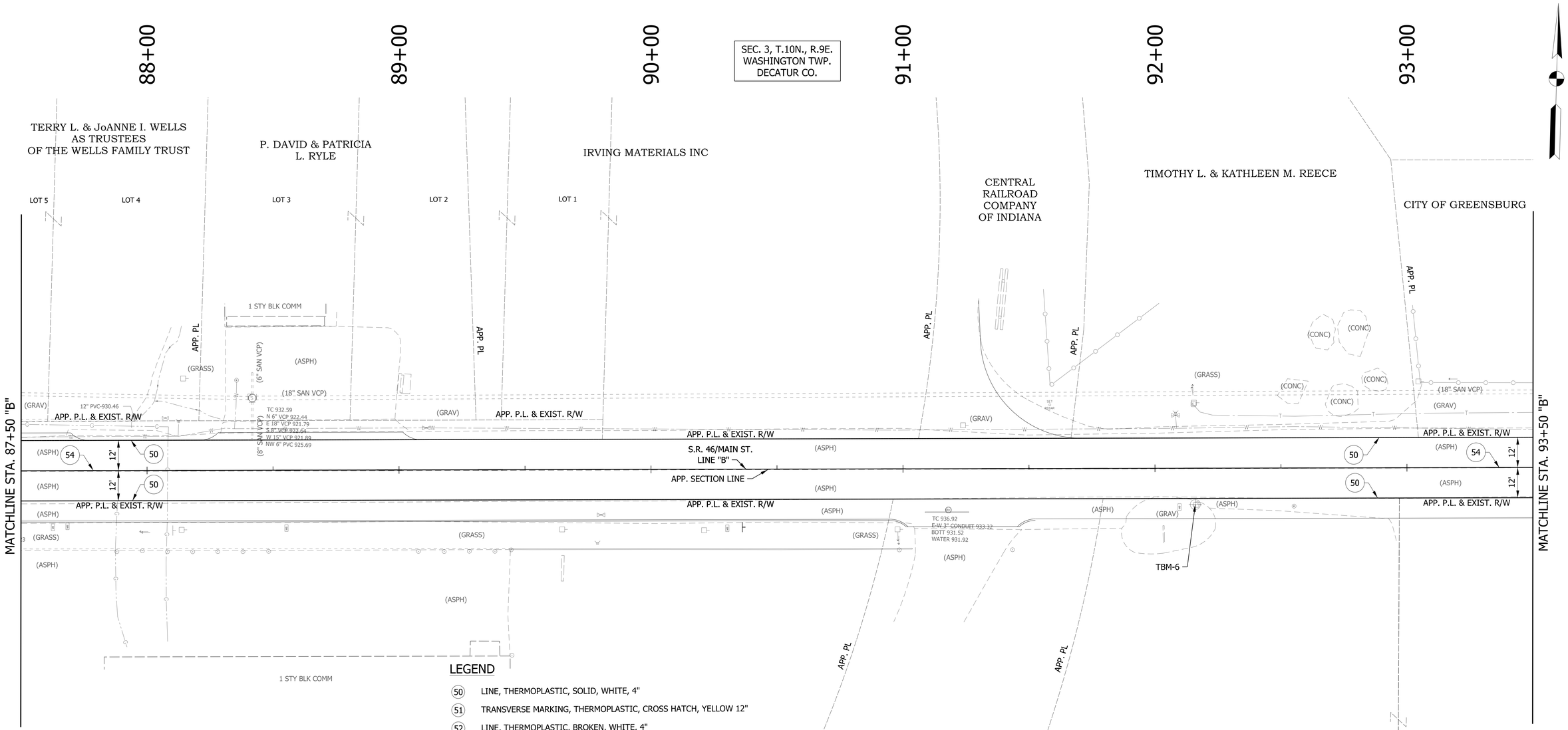

LEGEND

50	LINE, THERMOPLASTIC, SOLID, WHITE, 4"
51	TRANSVERSE MARKING, THERMOPLASTIC, CROSS HATCH, YELLOW 12"
52	LINE, THERMOPLASTIC, BROKEN, WHITE, 4"
53	LINE, THERMOPLASTIC, SOLID, YELLOW, 4"
54	LINE, THERMOPLASTIC, BROKEN, YELLOW, 4"
55	TRANSVERSE MARKING, THERMOPLASTIC, STOP LINE, WHITE, 24"
56	PAVEMENT MESSAGE MARKING, THERMOPLASTIC, LANE INDICATION ARROW
57	LINE, THERMOPLASTIC, SOLID, WHITE, 8"
58	TRANSVERSE MARKING, THERMOPLASTIC, CROSSWALK LINE, WHITE, 6"
59	EXISTING SHEET SIGN ON NEW POST
60	NEW SHEET SIGN ON EXISTING POST
61	NO CHANGE REQ'D.
62	NEW SIGN ON NEW POST

NOTE:
SEE SURVEY CONTROL DETAILS AND PLAN AND PROFILES FOR ALIGNMENT AND SURVEY INFORMATION.
PAVEMENT MARKINGS WILL BE CALLED OFF LINE "B".

RECOMMENDED FOR APPROVAL _____ DESIGN ENGINEER DATE

DESIGNED: DC DRAWN: JEC
CHECKED: WRC CHECKED: WRC

INDIANA
DEPARTMENT OF TRANSPORTATION

PAVEMENT MARKINGS & SIGNAGE
LINE "B"

HORIZONTAL SCALE	BRIDGE FILE
1"=20'	
VERTICAL SCALE	DESIGNATION
1"=20'	1800255
SURVEY BOOK	SHEETS
	80 of 119
CONTRACT	PROJECT
R-41463	1800256

1/21/2022
c:\users\mitchell.wilcox\appdata\local\bentley\projectwise\workingdir\mb-us-pw.bentley.com_mb-us-pw-03\mitchell.wilcox@mbakerintl.com\dms41011\1800255_RD_SHT_PM_SIGNS_11.dgn

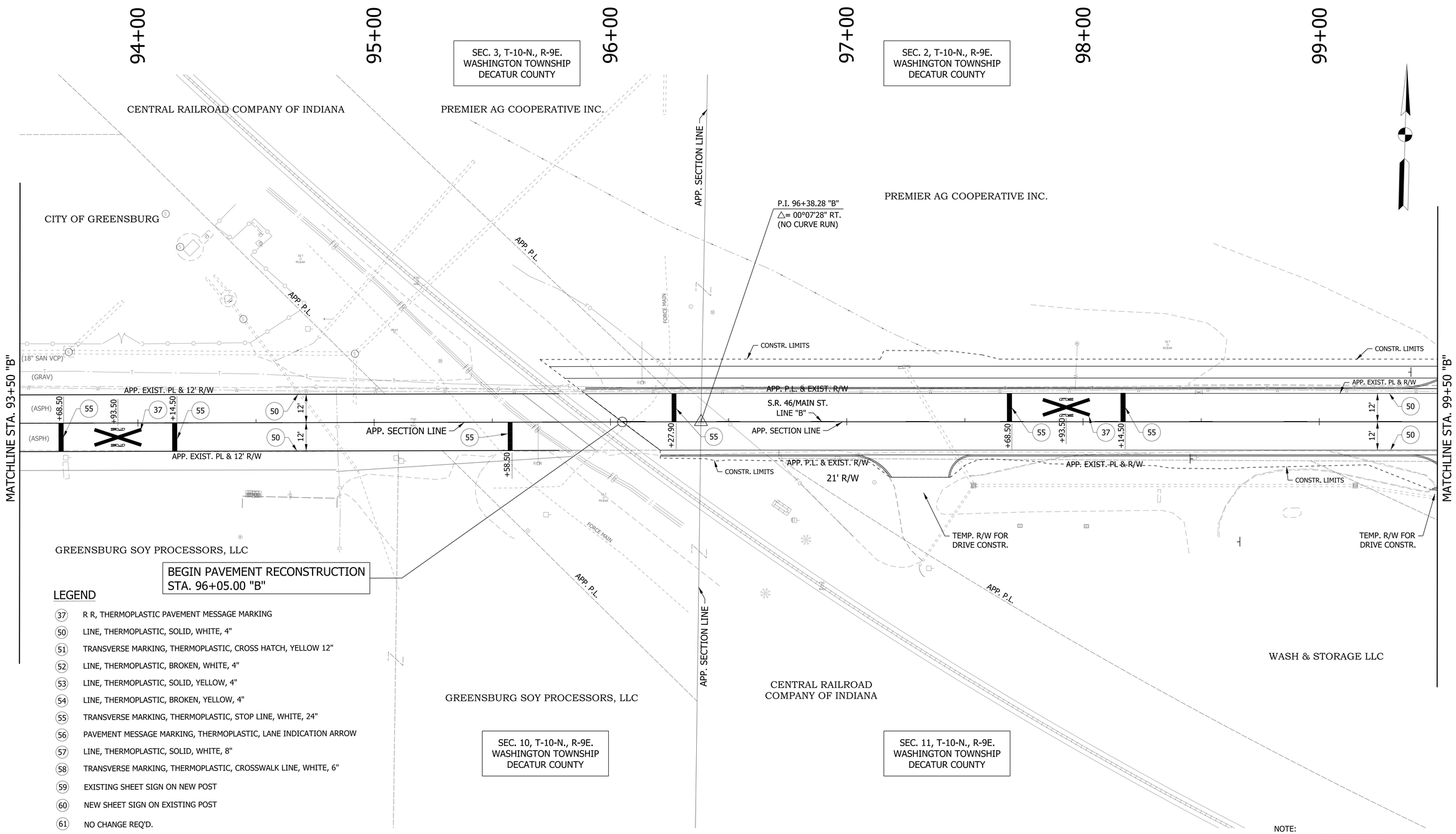

LEGEND

- (37) R R, THERMOPLASTIC PAVEMENT MESSAGE MARKING
- (50) LINE, THERMOPLASTIC, SOLID, WHITE, 4"
- (51) TRANSVERSE MARKING, THERMOPLASTIC, CROSS HATCH, YELLOW 12"
- (52) LINE, THERMOPLASTIC, BROKEN, WHITE, 4"
- (53) LINE, THERMOPLASTIC, SOLID, YELLOW, 4"
- (54) LINE, THERMOPLASTIC, BROKEN, YELLOW, 4"
- (55) TRANSVERSE MARKING, THERMOPLASTIC, STOP LINE, WHITE, 24"
- (56) PAVEMENT MESSAGE MARKING, THERMOPLASTIC, LANE INDICATION ARROW
- (57) LINE, THERMOPLASTIC, SOLID, WHITE, 8"
- (58) TRANSVERSE MARKING, THERMOPLASTIC, CROSSWALK LINE, WHITE, 6"
- (59) EXISTING SHEET SIGN ON NEW POST
- (60) NEW SHEET SIGN ON EXISTING POST
- (61) NO CHANGE REQ'D.
- (62) NEW SIGN ON NEW POST

NOTE:
SEE SURVEY CONTROL DETAILS AND PLAN AND PROFILES FOR ALIGNMENT AND SURVEY INFORMATION.
PAVEMENT MARKINGS WILL BE CALLED OFF LINE "B".

RECOMMENDED FOR APPROVAL _____ DESIGN ENGINEER DATE	INDIANA DEPARTMENT OF TRANSPORTATION	HORIZONTAL SCALE 1"=20' / BRIDGE FILE
		VERTICAL SCALE 1"=20' / DESIGNATION 1800255
DESIGNED: DC / DRAWN: JEC	PAVEMENT MARKINGS & SIGNAGE LINE "B"	SURVEY BOOK / SHEETS 81 of 119
CHECKED: WRC / CHECKED: WRC		CONTRACT R-41463 / PROJECT 1800256

1/21/2022
c:\users\mitchell.wilcox\appdata\local\bentley\projectwise\workingdir\mb-us-pw.bentley.com_mb-us-pw-03\mitchell.wilcox@mbakerintl.com\dms410111\800255_RD_SHT_PM_SIGNS_12.dgn

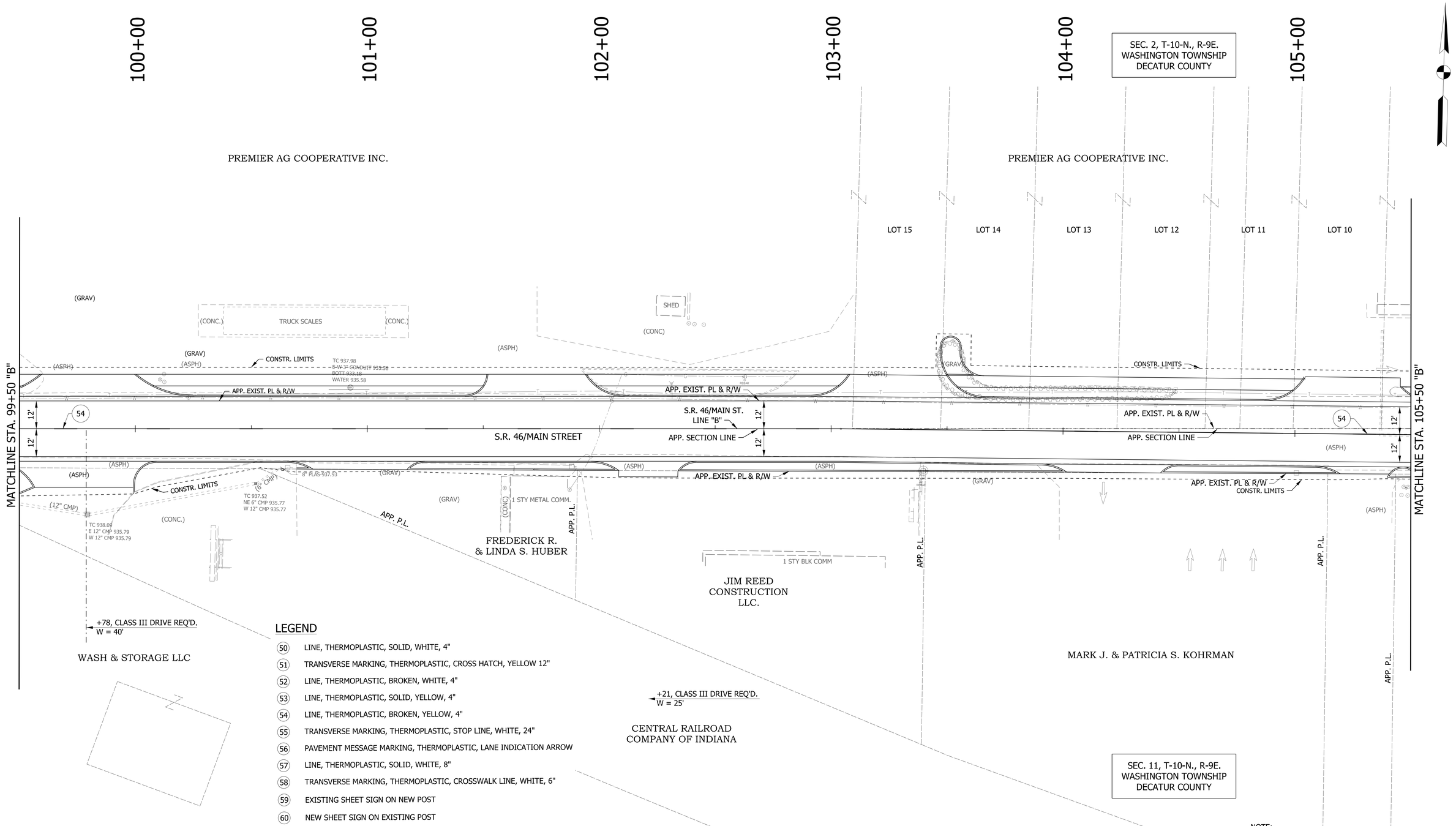

LEGEND

50	LINE, THERMOPLASTIC, SOLID, WHITE, 4"
51	TRANSVERSE MARKING, THERMOPLASTIC, CROSS HATCH, YELLOW 12"
52	LINE, THERMOPLASTIC, BROKEN, WHITE, 4"
53	LINE, THERMOPLASTIC, SOLID, YELLOW, 4"
54	LINE, THERMOPLASTIC, BROKEN, YELLOW, 4"
55	TRANSVERSE MARKING, THERMOPLASTIC, STOP LINE, WHITE, 24"
56	PAVEMENT MESSAGE MARKING, THERMOPLASTIC, LANE INDICATION ARROW
57	LINE, THERMOPLASTIC, SOLID, WHITE, 8"
58	TRANSVERSE MARKING, THERMOPLASTIC, CROSSWALK LINE, WHITE, 6"
59	EXISTING SHEET SIGN ON NEW POST
60	NEW SHEET SIGN ON EXISTING POST
61	NO CHANGE REQ'D.
62	NEW SIGN ON NEW POST

NOTE:
SEE SURVEY CONTROL DETAILS AND PLAN AND PROFILES FOR ALIGNMENT AND SURVEY INFORMATION.
PAVEMENT MARKINGS WILL BE CALLED OFF LINE "B".

RECOMMENDED FOR APPROVAL _____ DESIGN ENGINEER DATE

DESIGNED: DC DRAWN: JEC

CHECKED: WRC CHECKED: WRC

INDIANA
DEPARTMENT OF TRANSPORTATION

PAVEMENT MARKINGS & SIGNAGE
LINE "B"

HORIZONTAL SCALE	BRIDGE FILE
1"=20'	
VERTICAL SCALE	DESIGNATION
1"=20'	1800255
SURVEY BOOK	SHEETS
	82 of 119
CONTRACT	PROJECT
R-41463	1800256

1/21/2022
c:\users\mitchell.wilcox\appdata\local\bentley\projectwise\workingdir\mb-us-pw.bentley.com_mb-us-pw-03\mitchell.wilcox@mbakerintl.com\dms41011\1800255_RD_SHT_PM_SIGNS_13.dgn

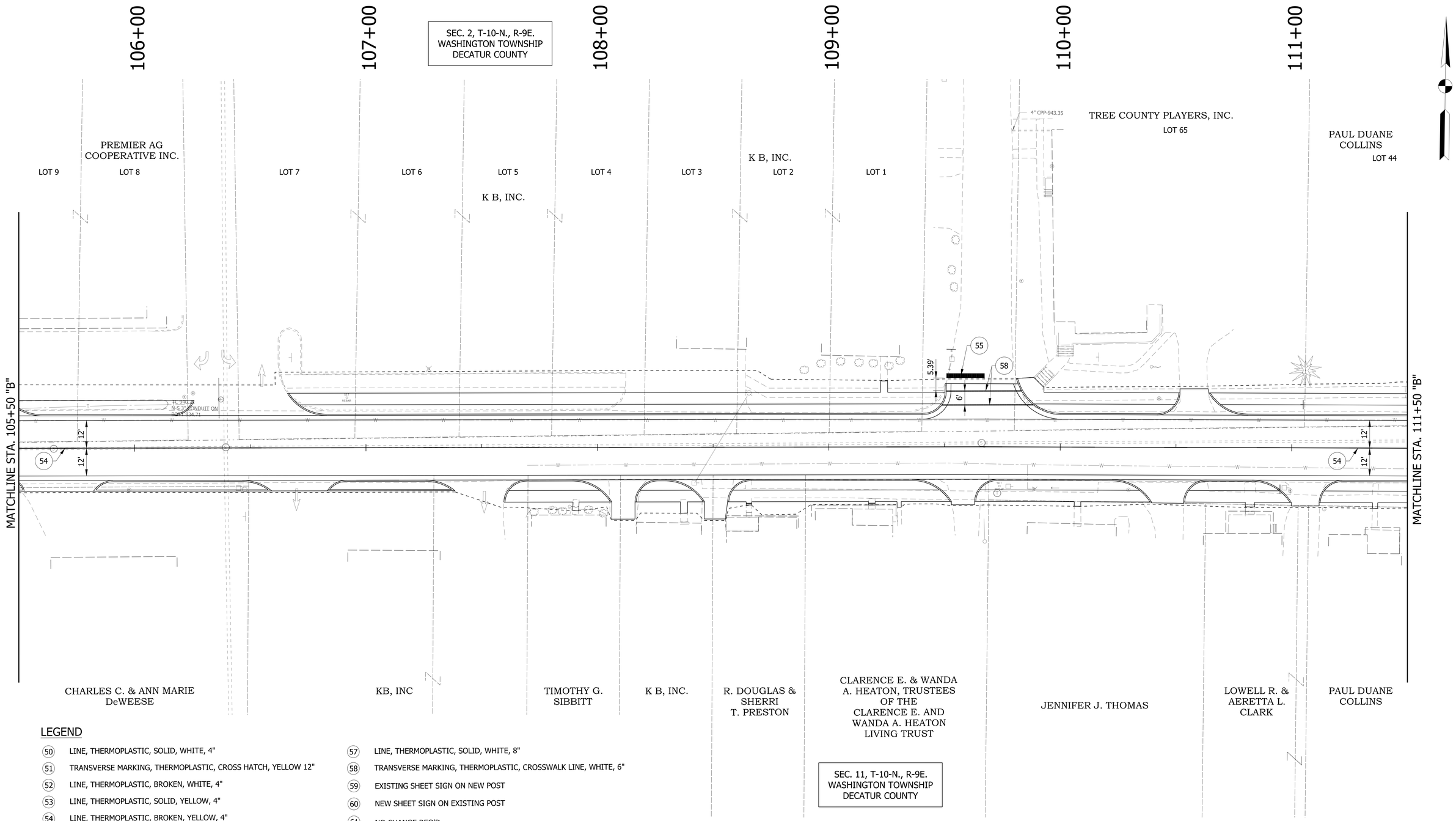

LEGEND

- (50) LINE, THERMOPLASTIC, SOLID, WHITE, 4"
- (51) TRANSVERSE MARKING, THERMOPLASTIC, CROSS HATCH, YELLOW 12"
- (52) LINE, THERMOPLASTIC, BROKEN, WHITE, 4"
- (53) LINE, THERMOPLASTIC, SOLID, YELLOW, 4"
- (54) LINE, THERMOPLASTIC, BROKEN, YELLOW, 4"
- (55) TRANSVERSE MARKING, THERMOPLASTIC, STOP LINE, WHITE, 24"
- (56) PAVEMENT MESSAGE MARKING, THERMOPLASTIC, LANE INDICATION ARROW
- (57) LINE, THERMOPLASTIC, SOLID, WHITE, 8"
- (58) TRANSVERSE MARKING, THERMOPLASTIC, CROSSWALK LINE, WHITE, 6"
- (59) EXISTING SHEET SIGN ON NEW POST
- (60) NEW SHEET SIGN ON EXISTING POST
- (61) NO CHANGE REQ'D.
- (62) NEW SIGN ON NEW POST

NOTE:
SEE SURVEY CONTROL DETAILS AND PLAN AND PROFILES
FOR ALIGNMENT AND SURVEY INFORMATION.
PAVEMENT MARKINGS WILL BE CALLED OFF LINE "B".

RECOMMENDED FOR APPROVAL _____ DESIGN ENGINEER DATE

DESIGNED: DC DRAWN: JEC
CHECKED: WRC CHECKED: WRC

INDIANA
DEPARTMENT OF TRANSPORTATION

PAVEMENT MARKINGS & SIGNAGE
LINE "B"

HORIZONTAL SCALE	BRIDGE FILE
1"=20'	
VERTICAL SCALE	DESIGNATION
1"=20'	1800255
SURVEY BOOK	SHEETS
	83 of 119
CONTRACT	PROJECT
R-41463	1800256

1/21/2022
c:\users\mitchell.wilcox\appdata\local\bentley\projectwise\workingdir\mb-us-pw.bentley.com_mb-us-pw-03\mitchell.wilcox@mbakerintl.com\dms41011\1800255_RD_SHT_PM_SIGNS_14.dgn

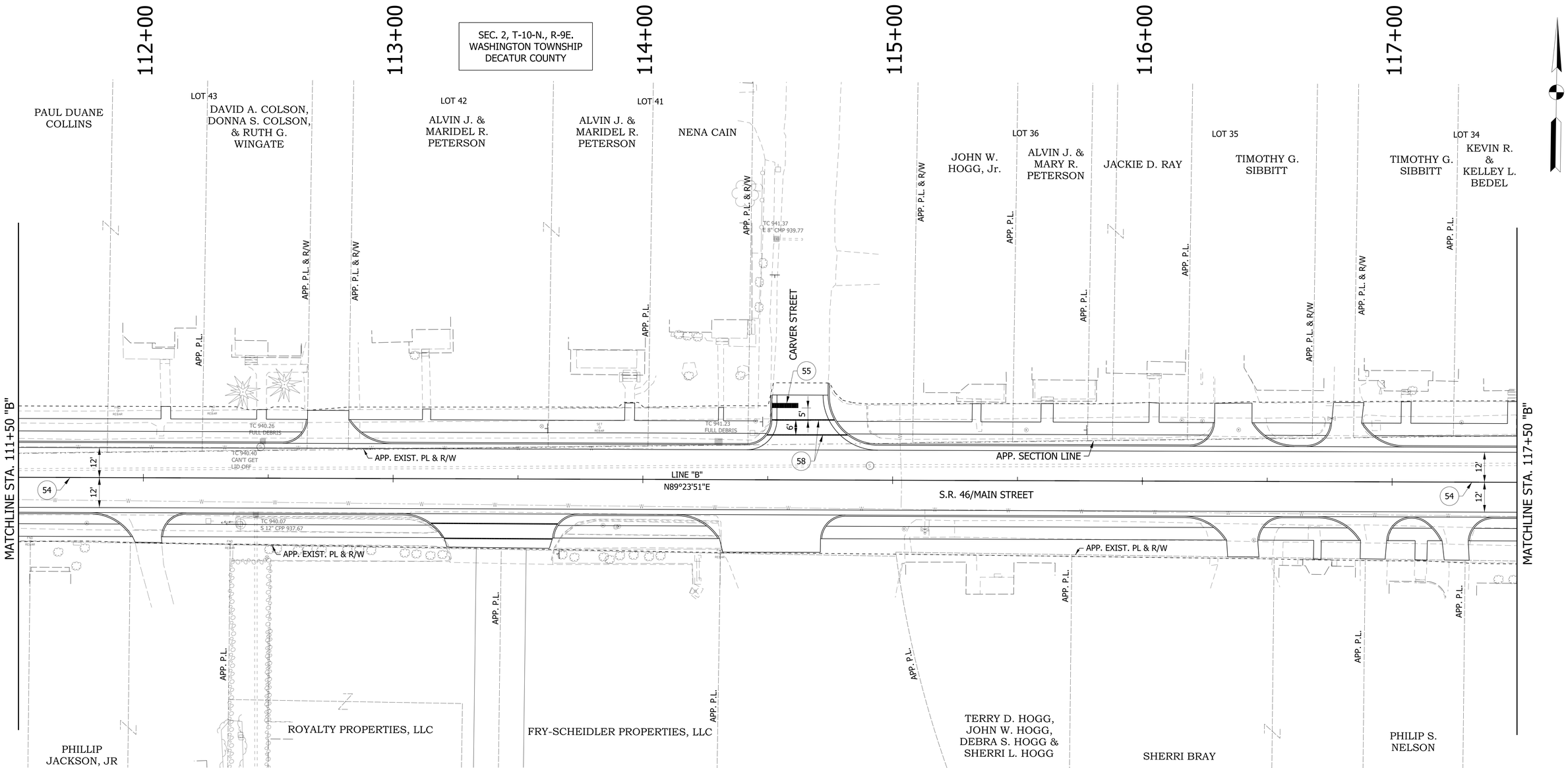

LEGEND

- (50) LINE, THERMOPLASTIC, SOLID, WHITE, 4"
- (51) TRANSVERSE MARKING, THERMOPLASTIC, CROSS HATCH, YELLOW 12"
- (52) LINE, THERMOPLASTIC, BROKEN, WHITE, 4"
- (53) LINE, THERMOPLASTIC, SOLID, YELLOW, 4"
- (54) LINE, THERMOPLASTIC, BROKEN, YELLOW, 4"
- (55) TRANSVERSE MARKING, THERMOPLASTIC, STOP LINE, WHITE, 24"
- (56) PAVEMENT MESSAGE MARKING, THERMOPLASTIC, LANE INDICATION ARROW
- (57) LINE, THERMOPLASTIC, SOLID, WHITE, 8"
- (58) TRANSVERSE MARKING, THERMOPLASTIC, CROSSWALK LINE, WHITE, 6"
- (59) EXISTING SHEET SIGN ON NEW POST
- (60) NEW SHEET SIGN ON EXISTING POST
- (61) NO CHANGE REQ'D.
- (62) NEW SIGN ON NEW POST

NOTE:
SEE SURVEY CONTROL DETAILS AND PLAN AND PROFILES FOR ALIGNMENT AND SURVEY INFORMATION.
PAVEMENT MARKINGS WILL BE CALLED OFF LINE "B".

RECOMMENDED FOR APPROVAL _____ DESIGN ENGINEER DATE

DESIGNED: DC DRAWN: JEC

CHECKED: WRC CHECKED: WRC

INDIANA
DEPARTMENT OF TRANSPORTATION

PAVEMENT MARKINGS & SIGNAGE
LINE "B"

HORIZONTAL SCALE	BRIDGE FILE
1"=20'	
VERTICAL SCALE	DESIGNATION
1"=20'	1800255
SURVEY BOOK	SHEETS
	84 of 119
CONTRACT	PROJECT
R-41463	1800256

1/21/2022
c:\users\mitchell.wilcox\appdata\local\bentley\projectwise\workingdir\mb-us-pw.bentley.com_mb-us-pw-03\mitchell.wilcox@mbakerintl.com\dms41011\1800255_RD_SHT_PM_SIGNS_15.dgn

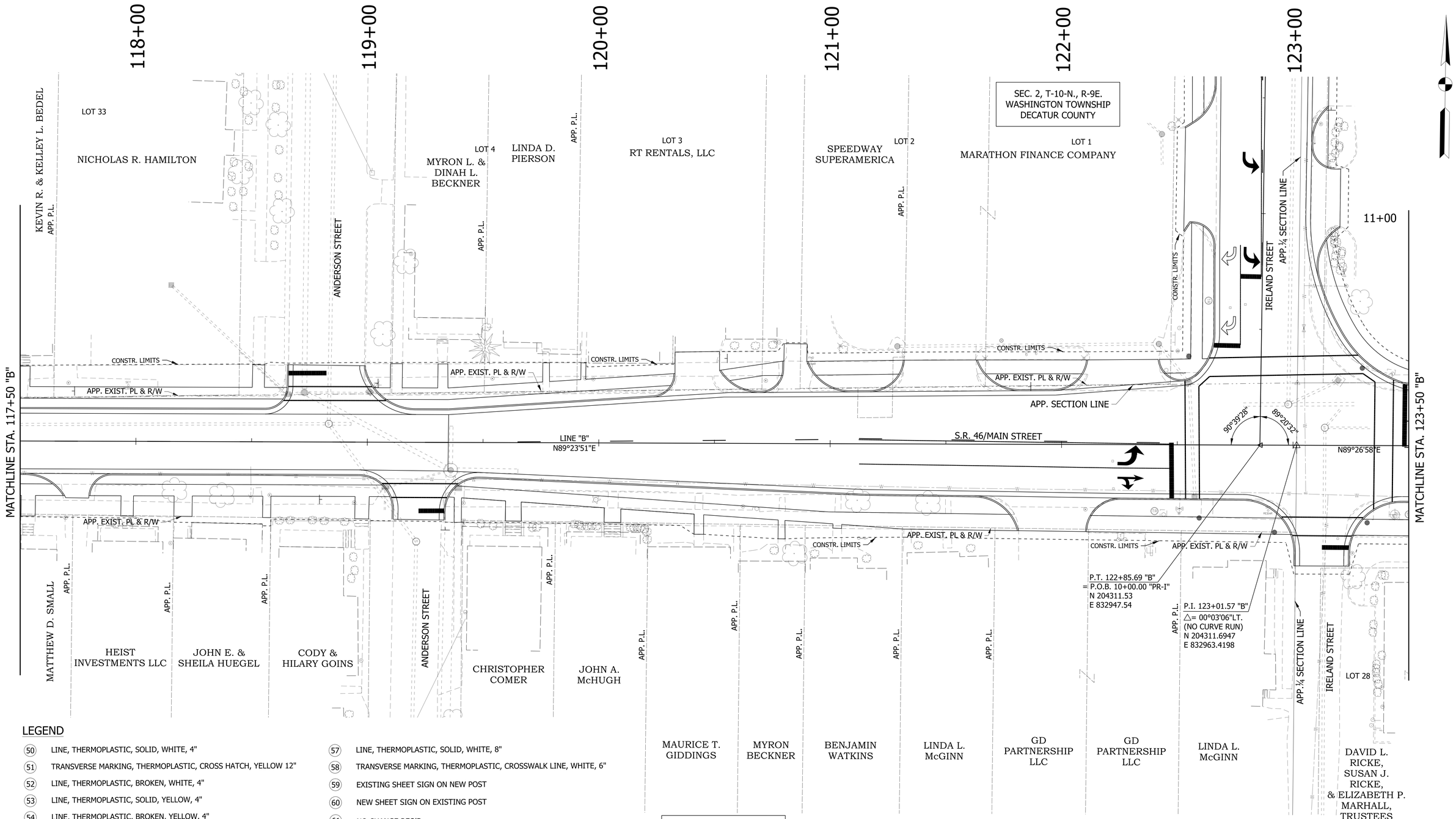

LEGEND

- (50) LINE, THERMOPLASTIC, SOLID, WHITE, 4"
- (51) TRANSVERSE MARKING, THERMOPLASTIC, CROSS HATCH, YELLOW 12"
- (52) LINE, THERMOPLASTIC, BROKEN, WHITE, 4"
- (53) LINE, THERMOPLASTIC, SOLID, YELLOW, 4"
- (54) LINE, THERMOPLASTIC, BROKEN, YELLOW, 4"
- (55) TRANSVERSE MARKING, THERMOPLASTIC, STOP LINE, WHITE, 24"
- (56) PAVEMENT MESSAGE MARKING, THERMOPLASTIC, LANE INDICATION ARROW
- (57) LINE, THERMOPLASTIC, SOLID, WHITE, 8"
- (58) TRANSVERSE MARKING, THERMOPLASTIC, CROSSWALK LINE, WHITE, 6"
- (59) EXISTING SHEET SIGN ON NEW POST
- (60) NEW SHEET SIGN ON EXISTING POST
- (61) NO CHANGE REQ'D.
- (62) NEW SIGN ON NEW POST

SEC. 11, T-10-N., R-9E.
WASHINGTON TOWNSHIP
DECATUR COUNTY

NOTE:
SEE SURVEY CONTROL DETAILS AND PLAN AND PROFILES FOR ALIGNMENT AND SURVEY INFORMATION.
PAVEMENT MARKINGS WILL BE CALLED OFF LINE "B".

RECOMMENDED FOR APPROVAL _____ DESIGN ENGINEER DATE

DESIGNED: DC DRAWN: JEC
CHECKED: WRC CHECKED: WRC

INDIANA
DEPARTMENT OF TRANSPORTATION

PAVEMENT MARKINGS & SIGNAGE
LINE "B"

HORIZONTAL SCALE	BRIDGE FILE
1"=20'	
VERTICAL SCALE	DESIGNATION
1"=20'	1800255
SURVEY BOOK	SHEETS
	85 of 119
CONTRACT	PROJECT
R-41463	1800256

1/21/2022
c:\users\mitchell.wilcox\appdata\local\bentley\projectwise\workingdir\mb-us-pw.bentley.com_mb-us-pw-03\mitchell.wilcox@mbakerintl.com\dms410111\1800255_RD_SHT_PM_SIGNS_16.dgn

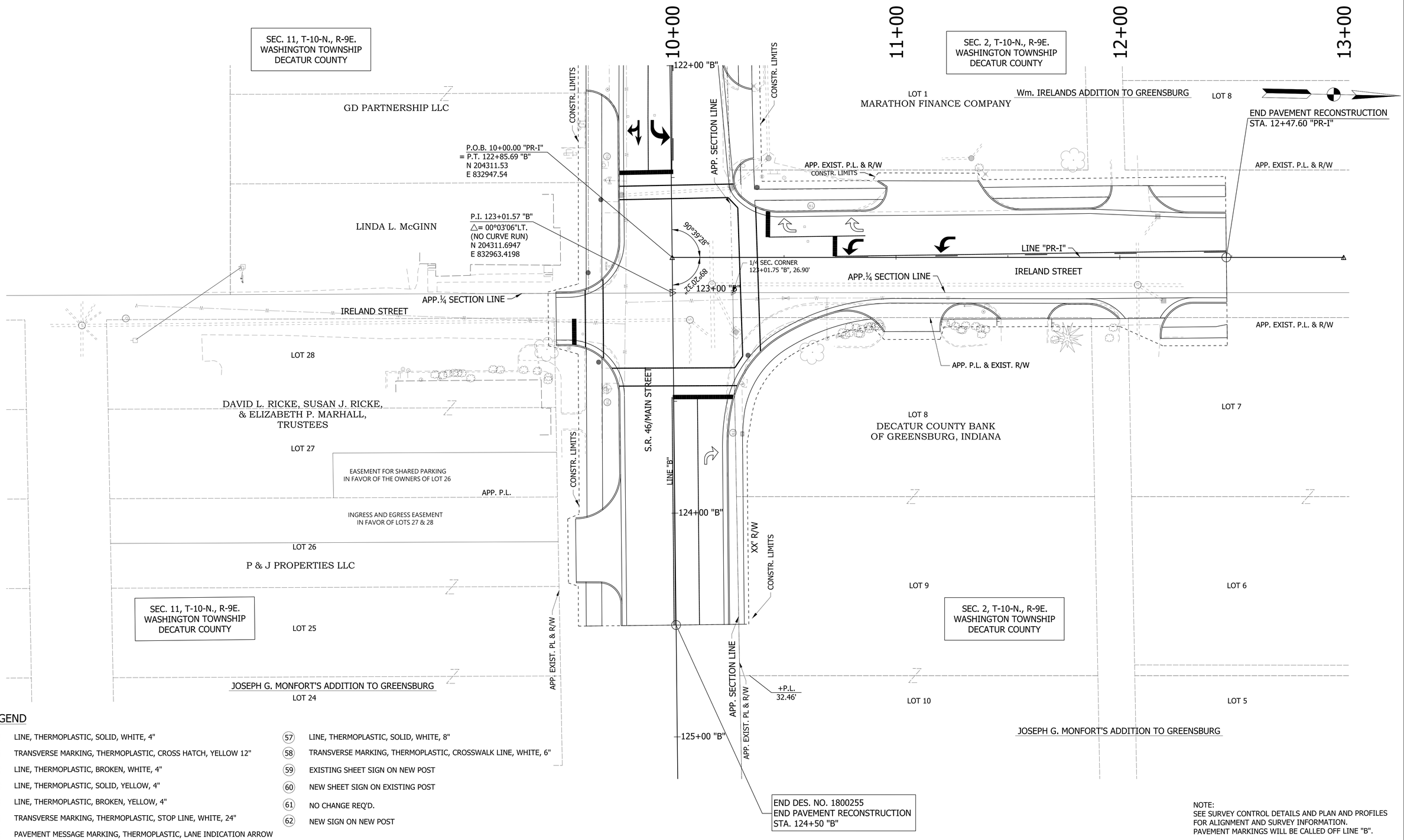

LEGEND

50	LINE, THERMOPLASTIC, SOLID, WHITE, 4"
51	TRANSVERSE MARKING, THERMOPLASTIC, CROSS HATCH, YELLOW 12"
52	LINE, THERMOPLASTIC, BROKEN, WHITE, 4"
53	LINE, THERMOPLASTIC, SOLID, YELLOW, 4"
54	LINE, THERMOPLASTIC, BROKEN, YELLOW, 4"
55	TRANSVERSE MARKING, THERMOPLASTIC, STOP LINE, WHITE, 24"
56	PAVEMENT MESSAGE MARKING, THERMOPLASTIC, LANE INDICATION ARROW
57	LINE, THERMOPLASTIC, SOLID, WHITE, 8"
58	TRANSVERSE MARKING, THERMOPLASTIC, CROSSWALK LINE, WHITE, 6"
59	EXISTING SHEET SIGN ON NEW POST
60	NEW SHEET SIGN ON EXISTING POST
61	NO CHANGE REQ'D.
62	NEW SIGN ON NEW POST

NOTE:
SEE SURVEY CONTROL DETAILS AND PLAN AND PROFILES
FOR ALIGNMENT AND SURVEY INFORMATION.
PAVEMENT MARKINGS WILL BE CALLED OFF LINE "B".

RECOMMENDED FOR APPROVAL
DESIGN ENGINEER DATE

DESIGNED: DC DRAWN: JEC
CHECKED: WRC CHECKED: WRC

INDIANA
DEPARTMENT OF TRANSPORTATION

PAVEMENT MARKINGS & SIGNAGE
LINE "B"

HORIZONTAL SCALE	BRIDGE FILE
1"=20'	
VERTICAL SCALE	DESIGNATION
1"=20'	1800255
SURVEY BOOK	SHEETS
	86 of 119
CONTRACT	PROJECT
R-41463	1800256

STRUCTURE DATA

STRUCTURE NUMBER	LOCATION STATION	LOCATION LEFT	LOCATION RIGHT	LOCATION CROSS	LOCATION OFFSET	SIZE	DESCRIPTION PIPE TYPE	DESCRIPTION MANHOLE, INLET, CATCH BASIN, OR SPECIALTY STRUCTURE AND TYPE	LENGTH	VIDEO INSPECTION LENGTH	SKEW	COVER	FLOW LINE UP STREAM	FLOW LINE DOWN STREAM	SUMP DEPTH	TOP OF CASTING	SERVICE LIFE	SITE DESIGNATION	pH	BACKFILL METHOD	STRUCTURE BACKFILL TYPE 2	FLOWABLE BACKFILL TYPE ??	UNDERCUT EXCAVATION	UNDERCUT COMPACTED AGGREGATE #5 ? IN.	UNDERCUT COMPACTED AGGREGATE #53 ? IN.	UNDERCUT GEOTEXTILES for ????? TYPE?? (??)	GEOTEXTILES for RIPRAP TYPE IB	REVETMENT RIPRAP	SCOUR PROTECTION GEOTEXTILES for RIPRAP TYPE 1B	SCOUR PROTECTION REVETMENT RIPRAP	SCOUR PROTECTION CLASS 1 RIPRAP	SCOUR PROTECTION CLASS 2 RIPRAP	Q, WATER SURFACE ELEVATION	PIPE, REMOVE	ANCHORS	PIPE END SECTION	SAFETY METAL END SECTION TYPE	SAFETY METAL END SECTION SLOPE	SAFETY METAL END SECTION EA.	CONNECT TO STR.	CULVERT ASSET ID	REMARKS
					FT	IN.			LFT	LFT		FT	ELEV.	ELEV.	IN.	ELEV.	YRS				CYS	CYS	CYS.	TONS	TONS	TONS	SYS	TON	SYS.	TON	TON	TON	FT	LFT	EA.	EA.	TYPE	SLOPE	EA.			
LINE "B"																																									
88	97+50.00				0.00	38 X 24	2	MANHOLE, K-4	35.0				933.54	933.5		937.63																							FREE_EXT		
4	97+99.68				0.00	15	2	MANHOLE, C-4	59.0				933.8	933.5		937.75																							FREE_EXT		
125	97+99.99				0.00	15	2	CATCH BASIN C-15	3.0				933.81	933.8		937.11																							4		
127	98+00.01				0.00	18	2	INLET B-15	54.0				933.94	933.68		937.11																							11		
10	98+57.33				0.00	15	2	INLET C-15	54.0				934.01	933.81		936.93																							125		
3	98+57.35				0.00	38 X 24	2	MANHOLE, K-4	101.0				933.65	933.54		937.08																							88		
11	98+57.35				0.00	24	2	CATCH BASIN C-15	3.0				933.68	933.65		936.93																							3		
12	98+99.99				0.00	15	2	INLET B-15	39.0				934.22	934.08		937.03																							10		
13	99+00.00				0.00	18	2	INLET B-15	39.0				933.86	933.68		937.03																							11		
6	100+09.99				0.00	38 X 24	2	MANHOLE, J-4	147.0				933.81	933.65		937.93																							3		
14	100+09.99				0.00	24	2	CATCH BASIN B-15	4.0				934.28	934.25		937.78																							6		
5	101+27.01				0.00	34 X 22	2	MANHOLE, J-4	112.0				933.94	933.81		938.26																							6		
16	101+27.01				0.00	24	2	CATCH BASIN B-15	4.0				934.62	934.59		938.11																							5		
2	102+02.69				0.00	34 X 22	2	MANHOLE, J-4	71.0				934.01	933.94		937.95																							5		
17	102+02.69				0.00	18	2	CATCH BASIN C-15	4.0				934.02	934.01		937.81																							2		
18	102+04.99				0.00	15	2	CATCH BASIN B-15	16.0				934.3	934.22		937.8																							2		
21	102+56.00				0.00	15	2	INLET B-15	49.0				934.16	934.02		937.58																							17		
23	103+00.03				0.00	15	2	INLET B-15	7.0				934.31	934.28		937.48																							25		
25	103+10.62				0.00	18	2	CATCH BASIN C-15	15.0				934.28	934.13		937.48																							1		
1	103+10.63				0.00	34 X 22	2	MANHOLE, J-4	103.0				934.13	934.01		937.62																							2		
24	103+10.63				0.00	15	2	CATCH BASIN B-15	4.0				934.16	934.13		937.48																							1		
119	103+69.99				0.00	34 X 22	2	MANHOLE, J-4	54.0				934.21	934.13		937.74																							1		
26	103+70.27				0.00	15	2	CATCH BASIN C-15	4.0				934.24	934.21		937.6																							119		
25-A	103+71.12				0.00	15	2	CATCH BASIN C-15	16.0				934.27	934.21		937.6																							119		
27	104+50.05				0.00	15	2	INLET B-15	75.0				934.54	934.26		938.11																							25-A		
28	104+53.00				0.00	15	2	INLET B-15	79.0				934.53	934.24		938.14																							26		
30	106+00.01				0.00	15	2	CATCH BASIN B-15	16.0				934.72	934.56		939.26																							120		
120	106+00.00				0.00	34 X 22	2	MANHOLE, J-4	225.0				934.55	934.21		939.41																							119		
29	105+99.98				0.00	15	2	CATCH BASIN B-15	4.0				934.57	934.53		939.26																							120		
121	107+00.00				0.00	30 X 19	2	MANHOLE, J-4	95.0				934.69	934.55		940.18																							120		
31	106+99.99				0.00	12	2	CATCH BASIN C-15	4.0				936.4	936.39		940.61																							121		
123	107+50.00				0.00	24	2	MANHOLE, J-4	45.0				934.81	934.73		940.56																							121		
32	107+50.14				0.00	12	2	MANHOLE, C-4	16.0				936.97	936.89		940.41																							123		

RECOMMENDED FOR APPROVAL _____ DESIGN ENGINEER DATE

DESIGNED: DC DRAWN: JEC

CHECKED: WRC CHECKED: WRC

INDIANA
DEPARTMENT OF TRANSPORTATION

STRUCTURE DATA TABLE

HORIZONTAL SCALE	BRIDGE FILE
N/A	
VERTICAL SCALE	DESIGNATION
N/A	1800255
SURVEY BOOK	SHEETS
	87 of 119
CONTRACT	PROJECT
R-41463	1800256

1/21/2022
c:\users\mitchell.wilcox\appdata\local\bentley\projectwise\workingdir\mb-us-pw.bentley.com_mb-us-pw-03\mitchell.wilcox@mbakerintl.com\dms41011\1800255_RD_SHT_TBL_STRDATA01.dgn

STRUCTURE DATA

STRUCTURE NUMBER	LOCATION: STATION	LOCATION: LEFT	LOCATION: RIGHT	LOCATION: CROSS	LOCATION: OFFSET	SIZE	DESCRIPTION: PIPE TYPE	DESCRIPTION: MANHOLE, INLET, CATCH BASIN, OR SPECIALTY STRUCTURE AND TYPE	LENGTH	VIDEO INSPECTION LENGTH	SKEW	COVER	FLOW LINE: UP STREAM	FLOW LINE: DOWN STREAM	SUMP DEPTH	TOP OF CASTING	SERVICE LIFE	SITE DESIGNATION	pH	BACKFILL METHOD	STRUCTURE BACKFILL TYPE 2	FLOWABLE BACKFILL TYPE ??	UNDERCUT: EXCAVATION	UNDERCUT: COMPACTED AGGREGATE #5 ? IN.	UNDERCUT: COMPACTED AGGREGATE #53 ? IN.	UNDERCUT: GEOTEXTILES for ????? TYPE?? (??)	GEOTEXTILES for RIPRAP TYPE IB	REVETMENT RIPRAP	SCOUR PROTECTION: GEOTEXTILES for RIPRAP TYPE 1B	SCOUR PROTECTION: REVETMENT RIPRAP	SCOUR PROTECTION: CLASS 1 RIPRAP	SCOUR PROTECTION: CLASS 2 RIPRAP	Q, WATER SURFACE ELEVATION	PIPE, REMOVE	ANCHORS	PIPE END SECTION	SAFETY METAL END SECTION: TYPE	SAFETY METAL END SECTION: SLOPE	SAFETY METAL END SECTION: EA.	CONNECT TO STR.	CULVERT ASSET ID	REMARKS
					FT	IN.			LFT	LFT		FT	ELEV.	ELEV.	IN.	ELEV.	YRS				CYS	CYS	CYS.	TONS	TONS	TONS	SYS	TON	SYS.	TON	TON	TON	FT	LFT	EA.	EA.	TYPE	SLOPE	EA.			
LINE "B"																																									
33	107+95.50				13.00	12	2	INLET C-15	92.0				937.27	936.7		940.76																							31		
34	108+50.00				13.00	12	2	INLET B-15	96.0				937.69	936.97		941.18																							32		
35	108+68.00				13.00	12	2	INLET B-15	69.0				937.82	937.27		941.32																							33		
7	110+75.00				21.00	24	2	MANHOLE J-4	320.0				935.38	934.81		941.03																							123		
39	110+75.01				13.00	15	2	CATCH BASIN C-15	16.0				936.21	936.05		940.89																							7		
38	110+75.00				13.00	15	2	INLET C-15	4.0				936.7	936.67		940.89																							7		
40	111+45.99				13.00	15	2	INLET B-15	67.0				936.7	936.49		940.24																							38		
42	112+07.00				13.00	12	2	INLET B-15	23.0				935.75	935.67		939.81																							43		
97	112+20.02				13.00	15	2	INLET B-15	10.0				935.79	935.76		939.77																							44		
8	112+33.51				21.00	24	2	MANHOLE C-4	154.0				935.66	935.39		939.91																							7		
43	112+33.49				13.00	15	2	CATCH BASIN C-15	16.0				935.67	935.63		939.76																							8		
44	112+33.50				13.00	15	2	INLET C-15	4.0				935.76	935.74		939.76																							8		
46	112+44.05				13.00	15	2	INLET B-15	7.0				935.7	935.67		939.77																							43		
45	112+45.09				13.00	15	2	INLET B-15	8.0				935.79	935.76		939.77																							44		
49	113+01.03				13.00	18	2	INLET B-15	78.0				936	935.78		940.04																							51		
101	113+82.99				6.00	18	2	MANHOLE C-4	42.0				935.66	935.54		940.76																							105		
51	113+82.99				13.00	18	2	CATCH BASIN C-15	4.0				935.68	935.66		940.61																							101		
52	113+92.65				13.00	12	2	INLET B-15	33.0				936.76	936.6		940.68																							53		
53	114+29.09				13.00	12	2	CATCH BASIN C-15	16.0				936.5	936.42		940.85																							105		
105	114+29.01				6.00	24	2	MANHOLE C-4	183.0				935.5	935.1		940.99																							106		
54	115+15.30				13.00	12	2	INLET B-15	46.0				936.69	936.46		940.65																							56		
56	115+65.00				13.00	12	2	INLET C-15	47.0				936.36	936.13		940.19																							58		
106	116+16.00				6.00	30	2	MANHOLE C-4	86.0				933.22	933.06		939.82																							108		
58	116+16.00				13.00	12	2	CATCH BASIN C-15	4.0				936.03	936.01		939.68																							106		
62	116+70.00				13.00	12	2	INLET B-15	32.0				935.26	935.09		939.14																							65		
64	116+98.06				13.00	18	2	INLET B-15	28.0				934.58	934.47		938.86																							66		
108	117+06.25				6.00	30	2	MANHOLE, C-4	69.0				933.06	932.94		938.93																							109		
65	117+06.22				13.00	12	2	CATCH BASIN C-15	4.0				934.99	934.95		938.78																							108		
66	117+29.87				13.00	18	2	INLET C-15	47.0				934.45	934.27		938.59																							68		
67	117+53.96				13.00	15	2	INLET B-15	42.0				934.8	934.64		938.43																							69		
68	117+80.24				13.00	18	2	CATCH BASIN C-15	16.0				934.28	934.22		938.3																							109		
109	117+80.23				6.00	30	2	MANHOLE, J-4	48.0				932.94	932.88		938.45																							110		
69	118+00.01				21.00	15	2	MANHOLE, C-4	29.0				934.64	934.53		938.23																							70		

RECOMMENDED FOR APPROVAL _____ DESIGN ENGINEER DATE

DESIGNED: DC DRAWN: JEC

CHECKED: WRC CHECKED: WRC

INDIANA
DEPARTMENT OF TRANSPORTATION

STRUCTURE DATA TABLE

HORIZONTAL SCALE	BRIDGE FILE
N/A	
VERTICAL SCALE	DESIGNATION
N/A	1800255
SURVEY BOOK	SHEETS
	88 of 119
CONTRACT	PROJECT
R-41463	1800256

1/21/2022
c:\users\mitchell.wilcox\appdata\local\bentley\projectwise\workingdir\mb-us-pw.bentley.com_mb-us-pw-03\mitchell.wilcox@mbakerintl.com\dms41011\1800255_RD_SHT_TBL_STRDATA02.dgn

STRUCTURE DATA

STRUCTURE NUMBER	LOCATION					SIZE	DESCRIPTION		LENGTH	VIDEO INSPECTION LENGTH	SKEW	COVER	FLOW LINE		SUMP DEPTH	TOP OF CASTING	SERVICE LIFE	SITE DESIGNATION	pH	BACKFILL METHOD	STRUCTURE BACKFILL TYPE 2	FLOWABLE BACKFILL TYPE ??	UNDERCUT				GEOTEXTILES for RIPRAP TYPE IB	REVETMENT RIPRAP	SCOUR PROTECTION				Q, WATER SURFACE ELEVATION	PIPE, REMOVE	ANCHORS	PIPE END SECTION	SAFETY METAL END SECTION			CONNECT TO STR.	CULVERT ASSET ID	REMARKS
	STATION	LEFT	RIGHT	CROSS	OFFSET		PIPE TYPE	MANHOLE, INLET, CATCH BASIN, OR SPECIALTY STRUCTURE AND TYPE					UP STREAM	DOWN STREAM									EXCAVATION	COMPACTED AGGREGATE #5 ? IN.	COMPACTED AGGREGATE #53 ? IN.	GEOTEXTILES for ????? TYPE?? (??)			GEOTEXTILES for RIPRAP TYPE 1B	REVETMENT RIPRAP	CLASS 1 RIPRAP	CLASS 2 RIPRAP					TYPE	SLOPE				
					FT	IN.			LFT	LFT		FT	ELEV.	ELEV.	IN.	ELEV.	YRS				CYS	CYS	CYS.	TONS	TONS	TONS	SYS	TON	SYS.	TON	TON	TON	FT	LFT	EA.	EA.	TYPE	SLOPE	EA.			
LINE "B"																																									
71	118+33.00				13.00	18	2	CATCH BASIN C-15	16.0				934.72	934.64		938.17																								110		
110	118+33.00				6.00	36	2	MANHOLE, J-4	34.0				932.88	932.83		938.32																								112		
70	118+33.00				13.00	18	2	CATCH BASIN C-15	4.0				934.39	934.38		938.17																								110		
71-1	118+42.79				13.00	15	2	INLET C-15	6.0				934.82	934.79		938.17																								71		
72	118+43.26				13.00	15	2	INLET C-15	6.0				934.49	934.47		938.17																								70		
71-2	118+53.04				13.00	15	2	INLET B-15	6.0				934.93	934.89		938.18																								71-1		
75	118+52.99				13.00	15	2	INLET B-15	6.0				934.8	934.78		938.17																								72		
73	118+66.30				28.00	15	2	INLET B-15	3.0				934.8	934.79		938.23																								73-1		
73-1	118+64.98				21.00	18	2	MANHOLE, C-4	3.0				934.73	934.72		938.03																								74		
74	118+72.69				21.00	42	2	MANHOLE, K-4	20.0				931.75	931.73		938.26																								112		
112	118+73.00				6.00	48	2	MANHOLE, L-4	55.0				931.56	931.5		938.35																								113		
78	118+97.64				28.00	15	2	CATCH BASIN B-15	22.0				934.5	934.42		938.06																								74		
79	119+35.00				12.00	15	2	CATCH BASIN C-15	24.0				934.62	934.43		938.38																								113		
113	119+36.00		X		12.00		2	MANHOLE, L-4																																	
124	119+52.00				8.50	24	2	MANHOLE, K-4	10.0				933.9	933.89		938.58																								113		
80	119+51.97				12.00	18	2	CATCH BASIN C-15	4.0				934.58	934.56		938.4																								124		
82	119+75.73				14.00	12	2	INLET B-15	37.0				935	934.86		938.45																								79		
83	119+82.99				14.00	15	2	INLET C-15	27.0				934.82	934.68		938.48																								80		
84	120+19.97				17.00	15	2	INLET B-15	22.0				934.87	934.79		938.52																								115		
115	120+19.84				9.50	24	2	MANHOLE, C-4	63.0				934.11	934		938.78																								124		
85	120+34.97				16.00	12	2	INLET B-15	48.0				935.1	934.92		938.59																								83		
86	121+10.01				20.00	15	2	CATCH BASIN B-15	24.0				935.09	935		938.74																								114		
114	121+09.99				9.50	18	2	MANHOLE, C-4	86.0				935	934.74		939.11																								115		
87	121+10.00				17.00	15	2	CATCH BASIN B-15	12.0				935.11	935.07		938.76																								114		

RECOMMENDED FOR APPROVAL _____ DESIGN ENGINEER DATE

DESIGNED: DC DRAWN: JEC

CHECKED: WRC CHECKED: WRC

INDIANA
DEPARTMENT OF TRANSPORTATION

STRUCTURE DATA TABLE

HORIZONTAL SCALE	BRIDGE FILE
N/A	
VERTICAL SCALE	DESIGNATION
N/A	1800255
SURVEY BOOK	SHEETS
	89 of 119
CONTRACT	PROJECT
R-41463	1800256

1/21/2022
c:\users\mitchell.wilcox\appdata\local\bentley\projectwise\workingdir\mb-us-pw.bentley.com_mb-us-pw-03\mitchell.wilcox@mbakerintl.com\dms41011\1800255_RD_SHT_TBL_STRDATA03.dgn

PAVEMENT QUANTITIES AND APPROACH TABLE

LOCATION		DESCRIPTION (APPROACH TYPE OR CLASS)	WIDTH	LENGTH	RADII	MILLING, ASPHALT, 1 1/2 IN.	GRADE				EXCAVATION		CLEAR ZONE AT DRIVE	HMA FOR APPROACHES TYPE B		PCCP FOR APPROACHES		HMA MATERIALS: HMA FOR SIDEWALK SURFACE	HMA FOR SIDEWALK INTERMD.	QC/QA-HMA 3, 70 SURFACE 9.5 mm	QC/QA-HMA 3, 70 INTERMD. 19.0 mm	QC/QA-HMA 3, 64 BASE 19.0 mm	QC/QA-HMA 4, 76 INTERMD. OG 19.0 mm	JOINT ADHESIVE, SURFACE	JOINT ADHESIVE, INTERMEDIATE	LIQUID ASPHALT SEALANT	VOID REDUCING ASPHALT MEMBRANE	HMA MATERIAL FOR: PRIME COAT	TACK COAT	COMPACTED AGGREGATE FOR BASE NO. 53			GEOGRID, TYPE 1B	DENSE GRADED SUBBASE		SUBGRADE TREATMENT, TYPE II	SUBGRADE TREATMENT, TYPE IBC	SUBGRADE TREATMENT, TYPE III	REMARKS
														LBS. PER SYD.		DEPTH		LBS. PER SYD.												DEPTH				DEPTH					
							1	2	3	4	CUT	FILL		165		6 IN	9 IN	140	220	165	385	330	330							4 IN				6 IN					
			FT	FT	FT	SYS	%	%	%	%	CYS	CYS	FT	SYS	SYS	SYS	SYS	TONS	TONS	TONS	TONS	TONS	TONS	LFT	LFT	LFT	LFT	SYS	SYS	CYS	SYS	SYS	SYS	CYS	CYS	SYS	SYS	SYS	
BEGIN STATION	END STATION																																							
LINE "S-SR46-2-2C"																																								
55+20	55+78		24	378.0		1008														83.2				1134		1134													
52+00	52+36		8	36.0		32														2.7																			
52+36	53+43		12	12.0		143														11.8				214		214													
52+36	55+78		8	342.0		608														50.2																			
LINE "B"																																								
34+15	72+42		8	3827.0		6804														561.4																			
72+42	78+50		9	608.0		608														50.2																			
79+24	95+60		8	1636.0		1455														120.1																			
81+44	95+60		2	1416.0		315														26.0																			
34+15	95+60		24	6145.0		16387														1352.0				18435		18435													
96+05	119+35		24	2330.0																512.7	854.4	1708.7	1113.0	2330	2330	2330			18640.	731						7248.9			
119+35	121+15		24	180.0																39.6	66.0	132.0	72.0	180	180	180			1440.0	54						480.0			
119+35	121+15		8	180.0																13.2	22.0	44.0	31.0						480.0	10						200.0			
119+35	121+15		8	180.0																13.2	22.0	44.0	31.0						480.0	10						200.0			
121+15	121+97		40	82.0																30.1	50.2	100.3	57.9	164	164	164			1093.5	41						364.5			
121+15	121+97		2	82.0																1.6	2.6	5.1	6.0						54.9	3						36.5			
121+97	122+53		42	56.0																21.6	36.0	71.9	41.4	112	112	112			784.2	30						261.4			
121+97	122+53		5	56.0																2.6	4.3	8.6	6.9						93.6	3						43.6			
122+53	123+71		44	118.0																47.6	79.4	158.7	91.2	354	354	354			1730.7	65						576.9			
122+53	123+71		3	118.0																3.3	5.5	10.9	6.0						118.2	4						39.4			
123+71	124+50		44	79.0																31.9	53.2	106.3	61.1	237	237	237			11158.	43						421.4			
LINE "PR-I"																																								
10+24	10+45		52	21.0																10.1	16.7	33.4	18.3	42	42	42			364.2	14						121.4			
10+24	10+45		33	21.0																6.4	10.6	21.2	12.4						231.0	5						81.7			
10+24	10+45		33	21.0																6.4	10.6	21.2	12.4						231.0	5						81.7			
10+45	10+98		38	53.0																18.5	30.8	61.6	33.6	106	106	106			671.4	35						223.8			
10+45	10+98		7	53.0																3.5	5.7	11.4	8.3						123.9	6						53.0			
10+45	10+98		7	53.0																3.5	5.7	11.4	8.3						123.9							53			
10+98	11+87		38	89.0																31.1	51.7	103.4	59.9	89	89	89			1127.4	42						415.4			
11+87	12+48		36	61.0																20.2	33.6	67.1	36.6	61	61	61			732.0	27						244			
11+87	12+48		1	61.0																0.6	1	1.9	3.4						20.4	1						20.4			
11+87	12+48		1	61.0																0.6	1	1.9	3.4						20.4	1						20.4			
APPROACHES LINE "B"																																								
33+69														9																									
34+47														18																									
36+53														31																									
39+61														14																									
40+30														13																									
41+68														12																									
53+44														18																									
54+52														18																									
60+25														24																									
62+17														12																									
62+65														13																									
66+69														13																									
67+42														17																									
69+21														30																									
70+76														28																									
71+80														56																									
74+23														41																									
74+82														20																									
75+73														35																									
76+46														28																									
80+27														17																									
82+83														57																									
84+55														17																									
86+55														57																									
87+08														17																									
87+41														17																									
88+65														15																									

RECOMMENDED FOR APPROVAL _____ DESIGN ENGINEER DATE

DESIGNED: DC DRAWN: JEC

CHECKED: WRC CHECKED: WRC

INDIANA
DEPARTMENT OF TRANSPORTATION

ROADWAY TABLES

HORIZONTAL SCALE	BRIDGE FILE
VERTICAL SCALE	DESIGNATION 1800255
SURVEY BOOK	SHEETS 90 of 119
CONTRACT R-41463	PROJECT 1800256

1/21/2022
c:\users\mitchell.wilcox\appdata\local\bentley\projectwise\workingdir\mb-us-pw.bentley.com_mb-us-pw-03\mitchell.wilcox@mbakerintl.com\dms41011\1800255_RD_SHT_RDWY_TABLES_01.dgn

PAVEMENT QUANTITIES AND APPROACH TABLE

LOCATION		DESCRIPTION (APPROACH TYPE OR CLASS)	WIDTH	LENGTH	RADII	MILLING, ASPHALT, 1 1/2 IN.	GRADE				EXCAVATION		CLEAR ZONE AT DRIVE	HMA FOR APPROACHES TYPE B		PCCP FOR APPROACHES		HMA MATERIALS						JOINT ADHESIVE, SURFACE	JOINT ADHESIVE, INTERMEDIATE	LIQUID ASPHALT SEALANT	VOID REDUCING ASPHALT INTERLAYER	HMA MATERIAL FOR:		COMPACTED AGGREGATE FOR BASE NO. 53			GEOGRID, TYPE 1B	DENSE GRADED SUBBASE		SUBGRADE TREATMENT, TYPE II	SUBGRADE TREATMENT, TYPE IBC	SUBGRADE TREATMENT, TYPE III	REMARKS
														LBS. PER SYD.		DEPTH		LBS. PER SYD.										PRIME COAT	TACK COAT	DEPTH				DEPTH					
							1	2	3	4	CUT	FILL		165		6 IN	9 IN	140	220	165	385	330	330							4 IN				6 IN					
			FT	FT	FT	FT	%	%	%	%	CYS	CYS	FT	SYS	SYS	SYS	SYS	TONS	TONS	TONS	TONS	TONS	TONS	LFT	LFT	LFT	LFT	SYS	SYS	CYS	SYS	SYS	SYS	CYS	CYS	SYS	SYS	SYS	
BEGIN STATION	END STATION																																							
APPROACHES LINE "B"																																								
91+24														17																										
108+11		CLASS I														44.4																				44.4				
108+51		CLASS I														44.4																				44.4				
109+58		CLASS I														28.8																				28.8				
110+46		CLASS I														30.6																				30.6				
111+06		CLASS I														31.2																				31.2				
112+02		CLASS I														33.1																				33.1				
112+74		CLASS I														43.4																				43.4				
116+36		CLASS I														53.9																				53.9				
116+40		CLASS I														46.3																				46.3				
116+82		CLASS I														51																				51				
116+92		CLASS I														44.9																				44.9				
117+26		CLASS I														40.2																				40.2				
117+74		CLASS I														27.8																				27.8				
120+85		CLASS I														57.2																				57.2				
121+96		CLASS I														76.7																				76.7				
97+31		CLASS III															39.6																39.6			39.6				
99+79		CLASS VII															67.6																67.6			67.6				
99+78		CLASS III															69.7																69.7			69.7				
100+96		CLASS III															19.3																19.3			19.3				
101+73		CLASS III															58.6																58.6			58.6				
102+21		CLASS III															26.5																26.5			26.5				
103+29		CLASS III															61.3																61.3			61.3				
104+22		CLASS III															19.1																19.1			19.1				
105+22		CLASS III															66.3																66.3			66.3				
105+31		CLASS III															9.6																9.6			9.6				
105+67		CLASS III															18.4																18.4			18.4				
106+50		CLASS III															39.8																39.8			39.8				
106+71		CLASS III															17.3																17.3			17.3				
107+47		CLASS III															17																17			17				
110+57		CLASS III															31.5																31.5			31.5				
113+42		CLASS III															83.7																83.7			83.7				
114+52		CLASS III															88.8																88.8			88.8				
120+42		CLASS III															65.8																65.8			65.8				
121+47		CLASS III															71.3																71.3			71.3				
122+26		CLASS III															52.9																52.9			52.9				
124+16		CLASS III															95.6																95.6			95.6				
APPROACHES LINE "PR-I"																																								
11+07		CLASS III															59.6																59.6			59.6				
11+14		CLASS III															82.7																82.7			82.7				
11+57		CLASS III															26.1																26.1			26.1				
12+04		CLASS I														36.7																				36.7				
MAJOR APPROACHES LINE "B"																																								
N WEST ST.																				6	10	20	12.1	102	102	102			217.5								75.9		
N CARVER ST.																				7.2	12	23.9	14.8	93	93	93			260.4								91.7		
N ANDERSON ST.																				9.1	15.1	30.2	18.1	115	115	115			329.1								114.4		
S ANDERSON ST.																				6.8	11.3	22.5	13.9	91	91	91			245.1								86.4		
S IRELAND ST.																				12.4	20.6	41.1	24.8	118.5	118.5	118.5			447.6								155.9		
MAJOR APPROACHES LINE "PR-I"																																								
ALLEY																				2.6	4.3	8.6	5.4	71	71	71			93.0								33		

RECOMMENDED FOR APPROVAL _____ DESIGN ENGINEER DATE

DESIGNED: DC DRAWN: JEC

CHECKED: WRC CHECKED: WRC

INDIANA
DEPARTMENT OF TRANSPORTATION

ROADWAY TABLES

HORIZONTAL SCALE	BRIDGE FILE
VERTICAL SCALE	DESIGNATION
	1800255
SURVEY BOOK	SHEETS
	91 of 119
CONTRACT	PROJECT
R-41463	1800256

1/21/2022
c:\users\mitchell.wilcox\appdata\local\bentley\projectwise\workingdir\mb-us-pw.bentley.com_mb-us-pw-03\mitchell.wilcox@mbakerintl.com\dms41011\1800255_RD_SHT_RDWY_TABLES_02.dgn

PAVEMENT MARKINGS SUMMARY OF QUANTITIES

LOCATION		LINE, THERMOPLASTIC			GROOVING FOR PAVEMENT MARKINGS			TRANSVERSE MARKINGS THERMOPLASTIC STOP LINE	TEMPOARY PAVEMENT MARKINGS, REMOVABLE, 4 IN.	TRANSVERSE MARKINGS CROSSWALK LINE	PAVEMENT MESSAGE THERMOPLASTIC LANE INDICATION ARROW	PAVEMENT MESSAGE THERMOPLASTIC WORD "RxR"
		SOLID WHITE 6 in	SOLID YELLOW 6 in	BROKEN YELLOW 6 in	SOLID WHITE 6 in	SOLID YELLOW 6 in	BROKEN YELLOW 6 in	SOLID WHITE 24 in	SOLID YELLOW	SOLID WHITE 8 in		
		ft	ft	ft	ft	ft	ft	ft	ft	ft	EACH	EACH
Start Station	End Station											
LINE "S-SR46-2-C"												
52+00	55+78	378	756		378	756						
52+00	52+15	15			15							
52+00	52+83	83			83							
52+33	52+83	50			50							
52+38	55+78	340			340							
LINE "B"												
34+15	95+60	6,145			6,145							
34+15	60+70		5,310			5,310						
60+70	68+35		765			765						
60+70	95+60			873			873					
94+50	121+50								5400			
96+05	122+46			660			661					
121+12	122+46		134			134						
123+48	124+50		102			102						
LINE "PR-I"												
10+72	12+47		175	44		175	44					
APPROACHES												
Railraod								12				1
Railroad								12				1
N West St								16.5		72.1		
Drive										94		
N Carver St								10.5		57.5		
N Anderson St								16.5		80.7		
S Anderson St.								11		56.9		
Ireland St/SR 46								83		411.6	6	
Totals		7,011	7,242	1,577	7,011	7,242	1,578	162	5,400	773	6	2

MONUMENT TABLE

STATION	OFFSET	LINE	DESC.	LT	X	RT	TYPE A	TYPE B	TYPE C	TYPE D	SEC COR
06+15.00		B						1			
08+14.24		B						1			
08+58.69		B						1			
09+03.09		B						1			
10+11.18		B						1			
TOTAL							0	5	0	0	0

RECOMMENDED FOR APPROVAL _____ DESIGN ENGINEER DATE

DESIGNED: DC DRAWN: JEC

CHECKED: WRC CHECKED: WRC

INDIANA
DEPARTMENT OF TRANSPORTATION

ROADWAY TABLES

HORIZONTAL SCALE	BRIDGE FILE
VERTICAL SCALE	DESIGNATION 1800255
SURVEY BOOK	SHEETS 92 of 119
CONTRACT R-41463	PROJECT 1800256

1/21/2022
c:\users\mitchell.wilcox\appdata\local\bentley\projectwise\workingdir\mb-us-pw.bentley.com_mb-us-pw-03\mitchell.wilcox@mbakerintl.com\dms41011\1800255_RD_SHT_RDWY_TABLES_03.dgn

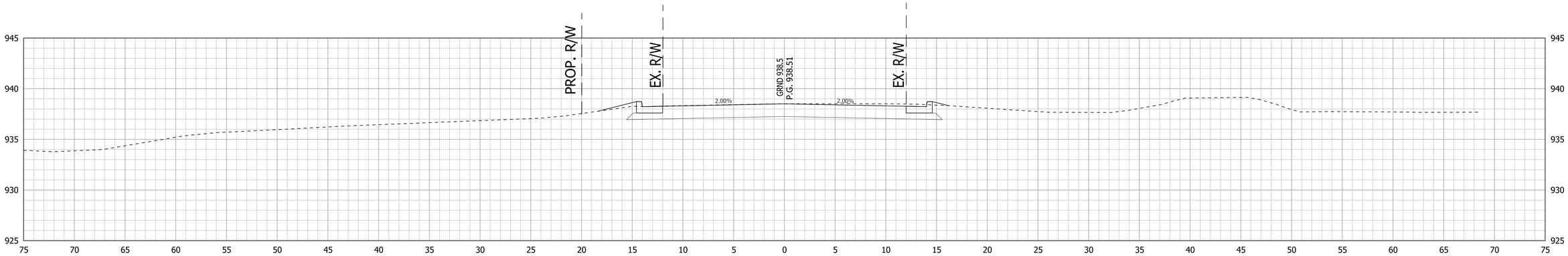

96+50

BEGIN PAVEMENT RECONSTRUCTION
STA. 96+05.00 "B"

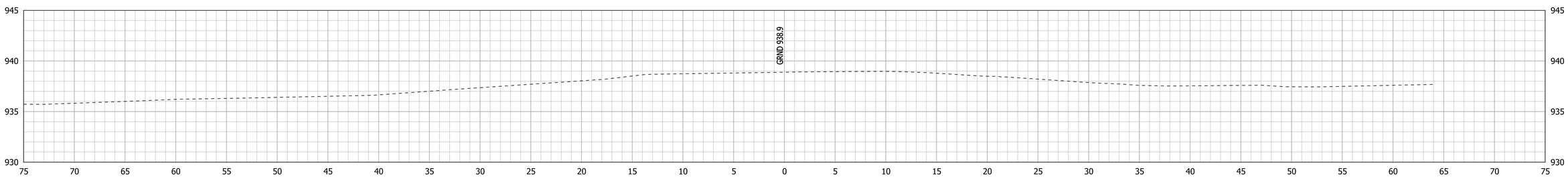

96+00

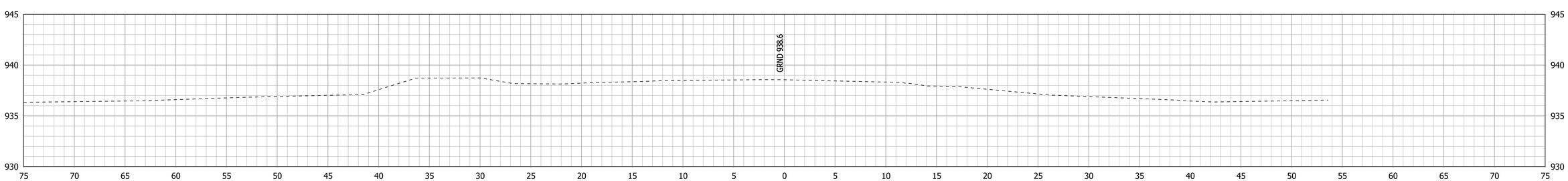

95+50

RECOMMENDED FOR APPROVAL _____ DESIGN ENGINEER DATE	INDIANA DEPARTMENT OF TRANSPORTATION	HORIZONTAL SCALE 1"=5'	BRIDGE FILE .
		VERTICAL SCALE 1"=5'	DESIGNATION 1800255
DESIGNED: DC / DRAWN: JEC	CROSS SECTIONS LINE "B"	SURVEY BOOK .	SHEETS 93 of 119
CHECKED: AGO / CHECKED: WRC		CONTRACT R-41463	PROJECT 1800256

c:\users\mitchell.wilcox\appdata\local\bentley\projectwise\workingdir\mb-us-pw.bentley.com_mb-us-pw-03\mitchell.wilcox@mbakerintl.com\dms41011\1800255_RD_SHT_XSECT_01.dgn

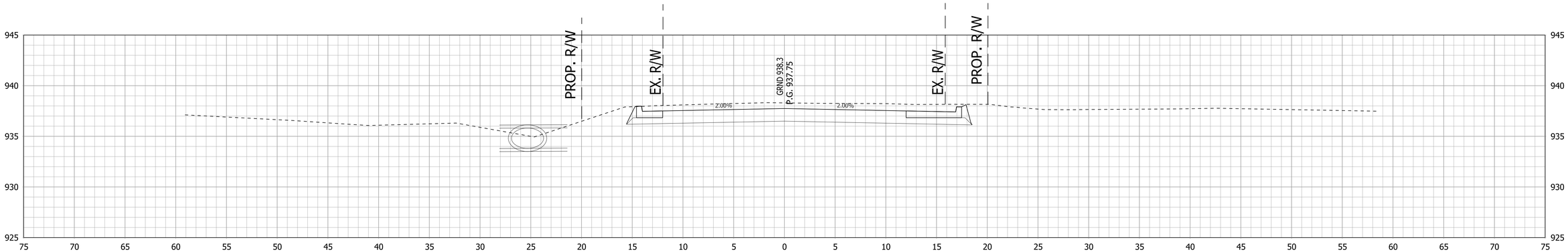

97+50

+31, CLASS III MOD. DRIVE REQ'D., RT.

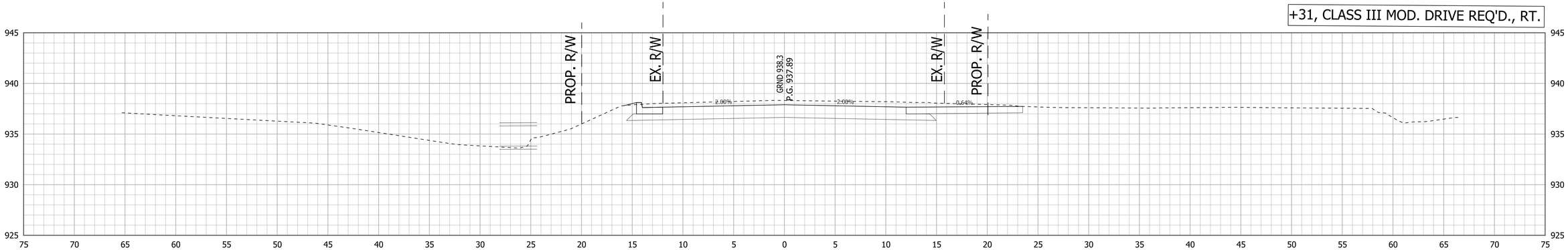

97+31

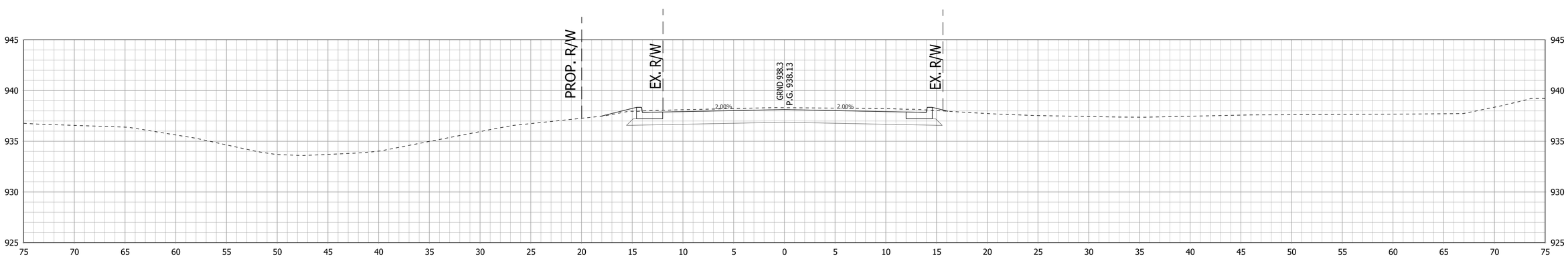

97+00

RECOMMENDED FOR APPROVAL _____ DESIGN ENGINEER DATE	INDIANA DEPARTMENT OF TRANSPORTATION	HORIZONTAL SCALE 1"=5'	BRIDGE FILE .
		VERTICAL SCALE 1"=5'	DESIGNATION 1800255
DESIGNED: DC / DRAWN: JEC	CROSS SECTIONS LINE "B"	SURVEY BOOK .	SHEETS 94 of 119
CHECKED: AGO / CHECKED: WRC		CONTRACT R-41463	PROJECT 1800256

c:\users\mitchell.wilcox\appdata\local\bentley\projectwise\workingdir\mb-us-pw.bentley.com_mb-us-pw-03\mitchell.wilcox@mbakerintl.com\dms41011\1800255_RD_SHT_XSECT_02.dgn

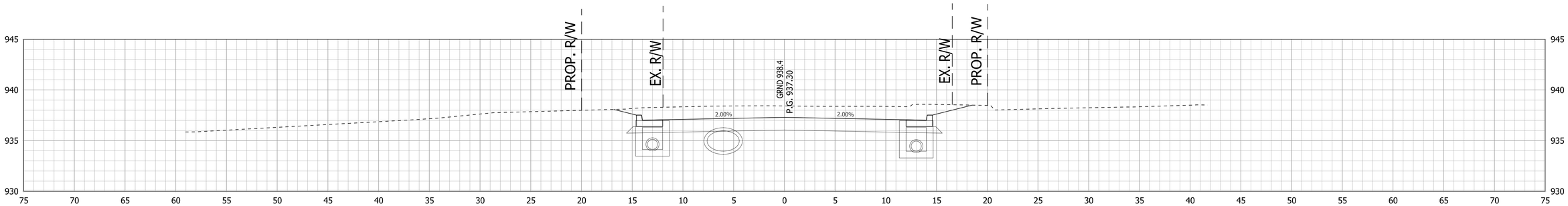

99+00

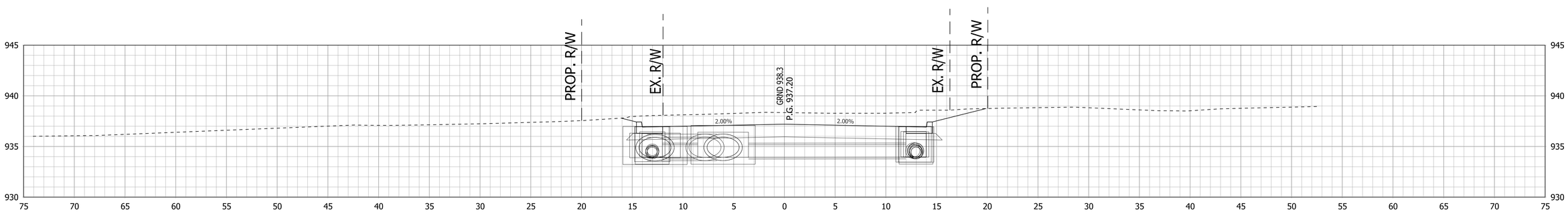

98+50

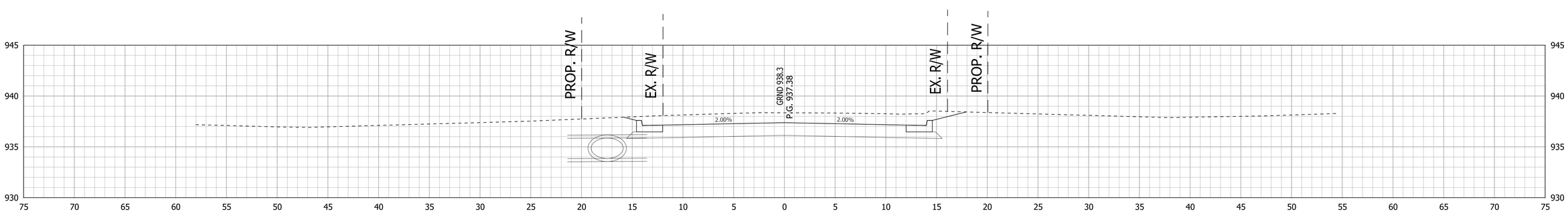

98+00

RECOMMENDED FOR APPROVAL _____ DESIGN ENGINEER DATE	INDIANA DEPARTMENT OF TRANSPORTATION	HORIZONTAL SCALE 1"=5'	BRIDGE FILE -
		VERTICAL SCALE 1"=5'	DESIGNATION 1800255
DESIGNED: DC / DRAWN: JEC	CROSS SECTIONS LINE "B"	SURVEY BOOK -	SHEETS 95 of 119
CHECKED: AGO / CHECKED: WRC		CONTRACT R-41463	PROJECT 1800256

c:\users\mitchell.wilcox\appdata\local\bentley\projectwise\workingdir\mb-us-pw.bentley.com_mb-us-pw-03\mitchell.wilcox@mbakerintl.com\dms41011\1800255_RD_SHT_XSECT_03.dgn

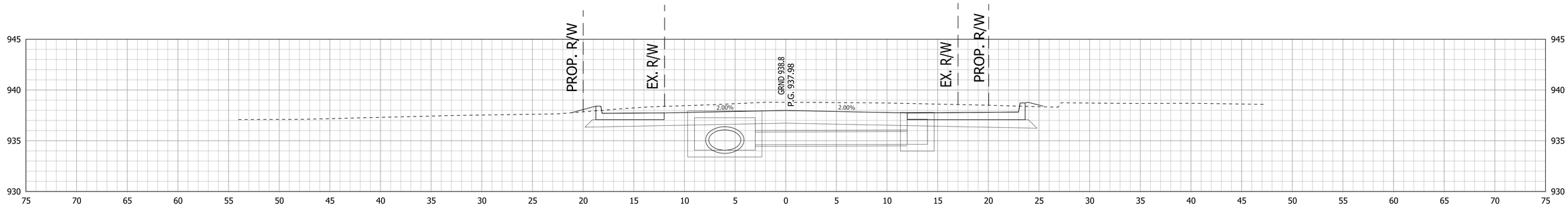

100+00

+79, CLASS VII MOD. DRIVE REQ'D., LT.

+79, CLASS III MOD. DRIVE REQ'D., RT.

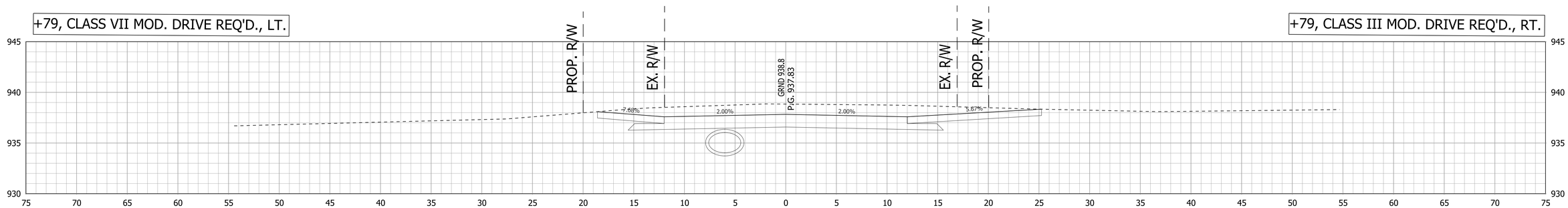

99+79

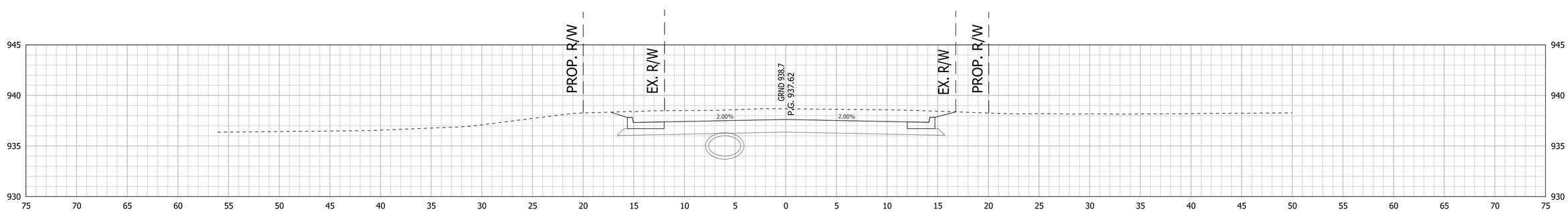

99+50

RECOMMENDED FOR APPROVAL

DESIGN ENGINEER DATE

DESIGNED: DC DRAWN: JEC

CHECKED: AGO CHECKED: WRC

INDIANA
DEPARTMENT OF TRANSPORTATION

CROSS SECTIONS
LINE "B"

HORIZONTAL SCALE	BRIDGE FILE
1"=5'	.
VERTICAL SCALE	DESIGNATION
1"=5'	1800255
SURVEY BOOK	SHEETS
.	96 of 119
CONTRACT	PROJECT
R-41463	1800256

c:\users\mitchell.wilcox\appdata\local\bentley\projectwise\workingdir\mb-us-pw.bentley.com_mb-us-pw-03\mitchell.wilcox@mbakerintl.com\dms41011\1800255_RD_SHT_XSECT_04.dgn

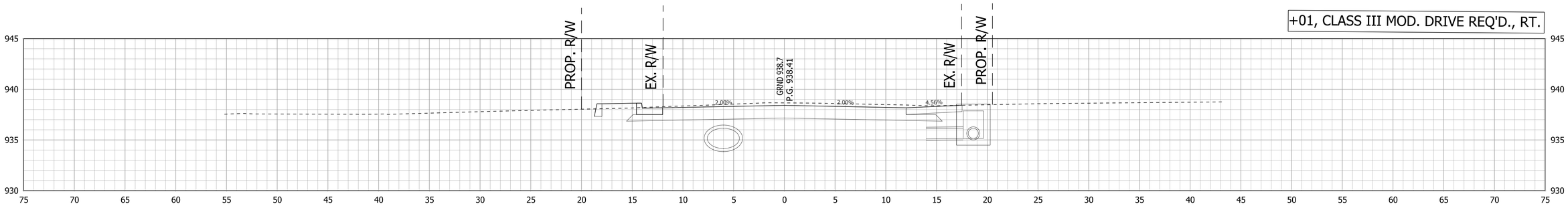

101+01

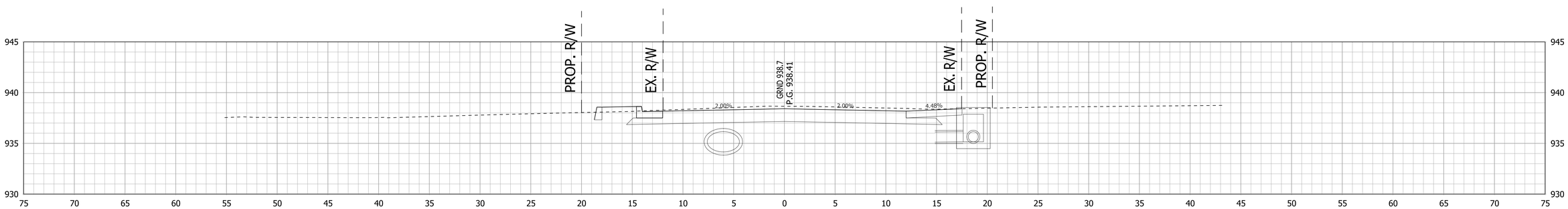

101+00

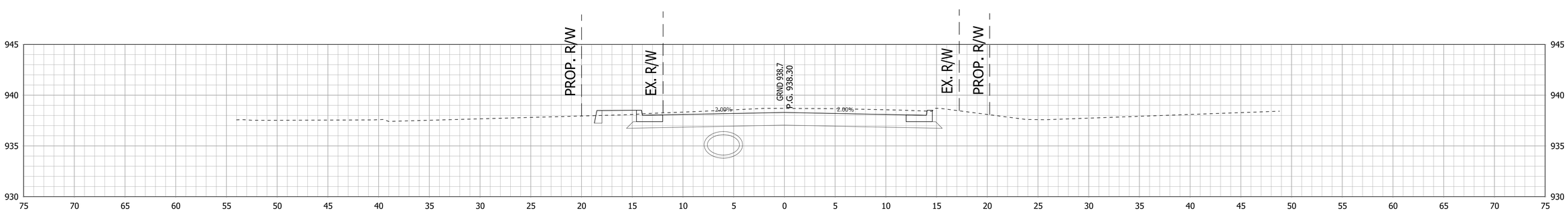

100+50

RECOMMENDED FOR APPROVAL _____ DESIGN ENGINEER DATE

DESIGNED: DC DRAWN: JEC

CHECKED: AGO CHECKED: WRC

INDIANA
DEPARTMENT OF TRANSPORTATION

CROSS SECTIONS
LINE "B"

HORIZONTAL SCALE	BRIDGE FILE
1"=5'	.
VERTICAL SCALE	DESIGNATION
1"=5'	1800255
SURVEY BOOK	SHEETS
.	97 of 119
CONTRACT	PROJECT
R-41463	1800256

c:\users\mitchell.wilcox\appdata\local\bentley\projectwise\workingdir\mb-us-pw.bentley.com_mb-us-pw-03\mitchell.wilcox@mbakerintl.com\dms41011\1800255_RD_SHT_XSECT_05.dgn

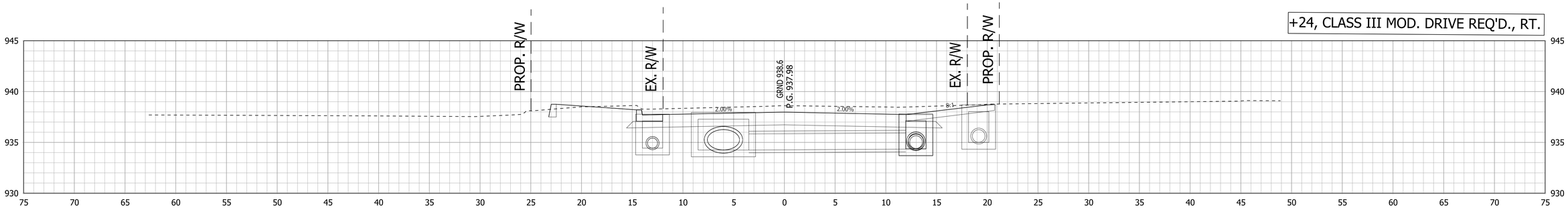

102+24

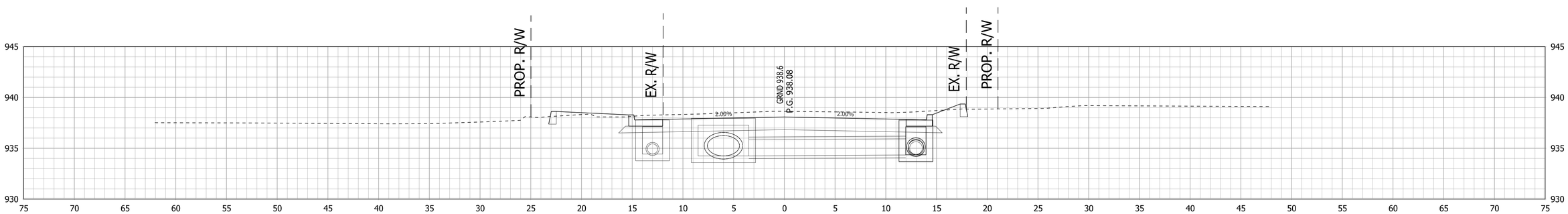

102+00

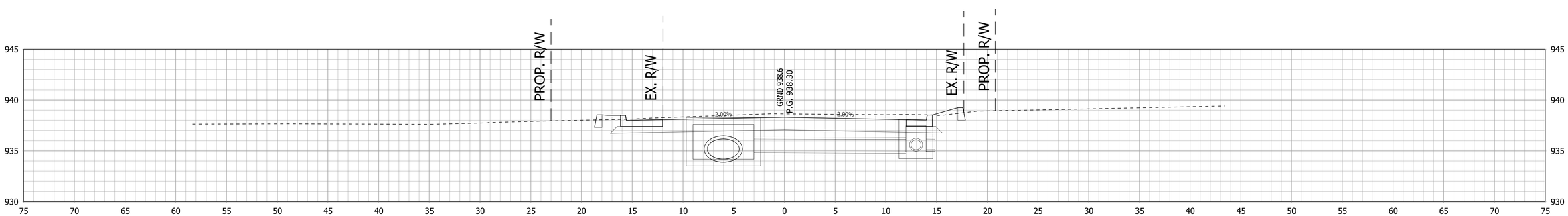

101+50

RECOMMENDED FOR APPROVAL _____ DESIGN ENGINEER DATE	INDIANA DEPARTMENT OF TRANSPORTATION	HORIZONTAL SCALE 1"=5'	BRIDGE FILE -
		VERTICAL SCALE 1"=5'	DESIGNATION 1800255
DESIGNED: DC / DRAWN: JEC	CROSS SECTIONS LINE "B"	SURVEY BOOK -	SHEETS 98 of 119
CHECKED: AGO / CHECKED: WRC		CONTRACT R-41463	PROJECT 1800256

c:\users\mitchell.wilcox\appdata\local\bentley\projectwise\workingdir\mb-us-pw.bentley.com_mb-us-pw-03\mitchell.wilcox@mbakerintl.com\dms41011\1800255_RD_SHT_XSECT_06.dgn

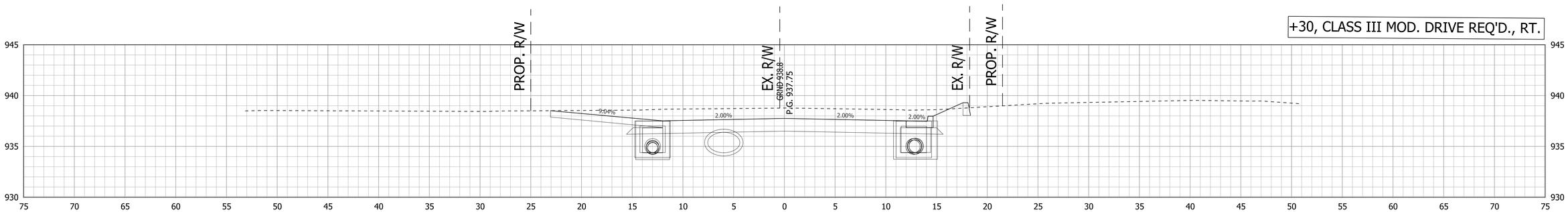

103+30

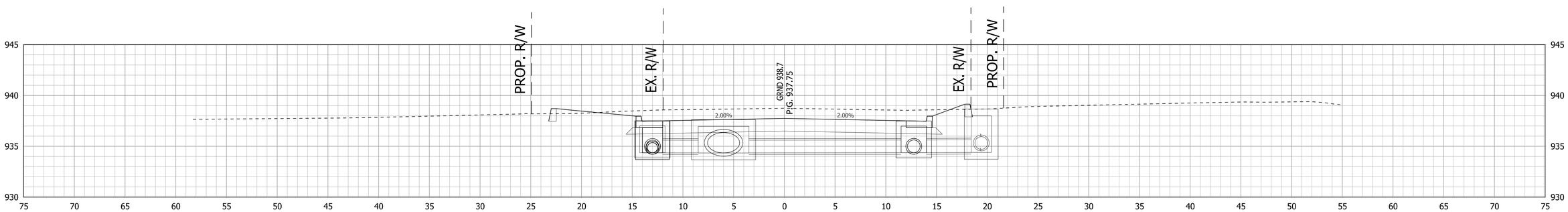

103+00

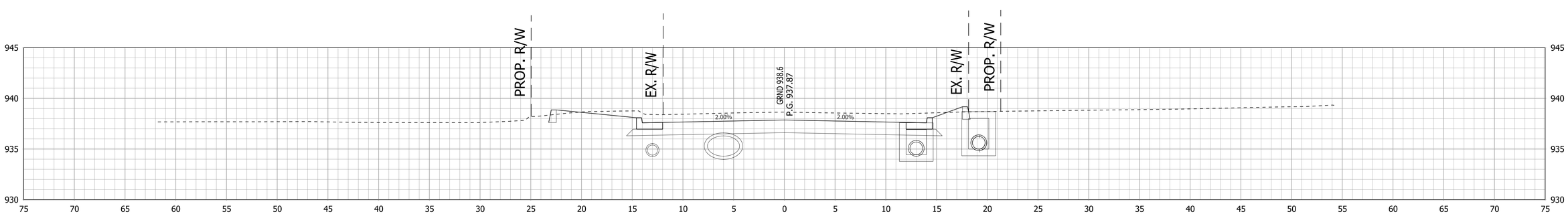

102+50

RECOMMENDED FOR APPROVAL _____ DESIGN ENGINEER DATE	INDIANA DEPARTMENT OF TRANSPORTATION	HORIZONTAL SCALE 1"=5'	BRIDGE FILE .
		VERTICAL SCALE 1"=5'	DESIGNATION 1800255
DESIGNED: DC / DRAWN: JEC	CROSS SECTIONS LINE "B"	SURVEY BOOK .	SHEETS 99 of 119
CHECKED: AGO / CHECKED: WRC		CONTRACT R-41463	PROJECT 1800256

c:\users\mitchell.wilcox\appdata\local\bentley\projectwise\workingdir\mb-us-pw.bentley.com_mb-us-pw-03\mitchell.wilcox@mbakerintl.com\dms41011\1800255_RD_SHT_XSECT_07.dgn

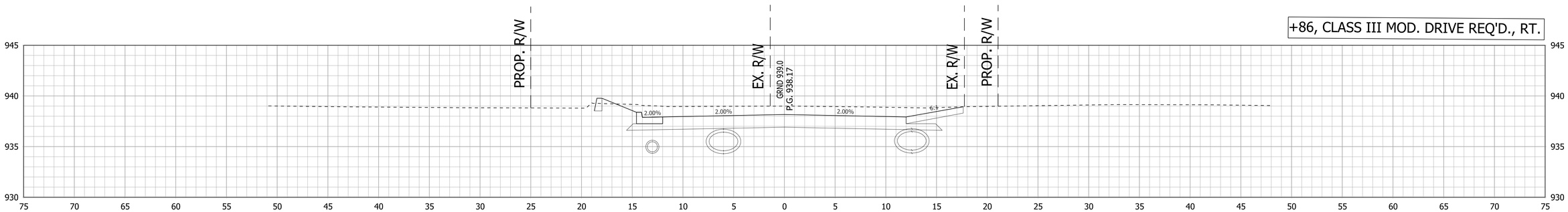

104+22

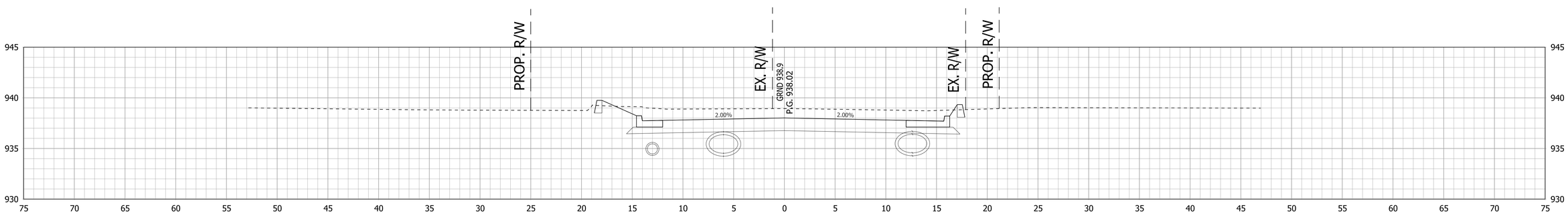

104+00

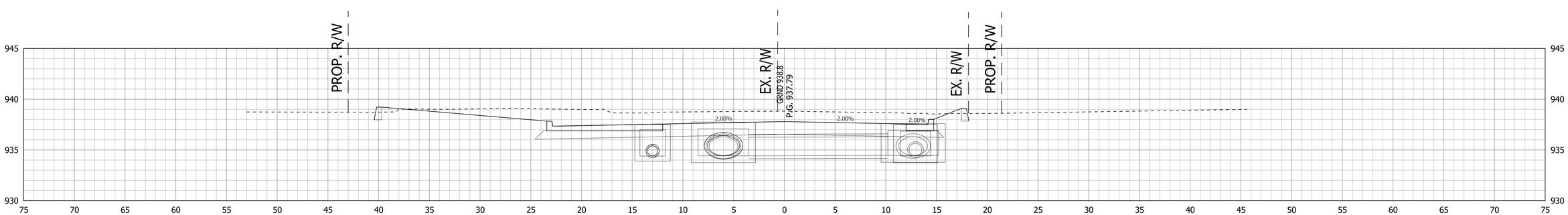

103+50

RECOMMENDED FOR APPROVAL _____ DESIGN ENGINEER DATE	INDIANA DEPARTMENT OF TRANSPORTATION	HORIZONTAL SCALE 1"=5'	BRIDGE FILE -
		VERTICAL SCALE 1"=5'	DESIGNATION 1800255
DESIGNED: DC / DRAWN: JEC	CROSS SECTIONS LINE "B"	SURVEY BOOK -	SHEETS 100 of 119
CHECKED: AGO / CHECKED: WRC		CONTRACT R-41463	PROJECT 1800256

c:\users\mitchell.wilcox\appdata\local\bentley\projectwise\workingdir\mb-us-pw.bentley.com_mb-us-pw-03\mitchell.wilcox@mbakerintl.com\dms41011\1800255_RD_SHT_XSECT_08.dgn

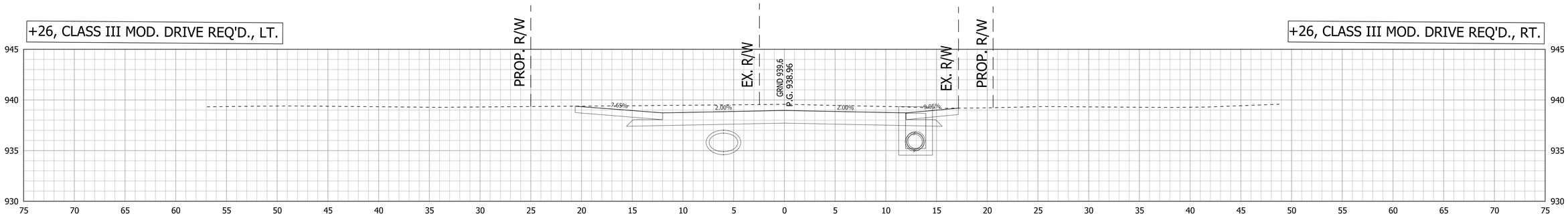

105+26

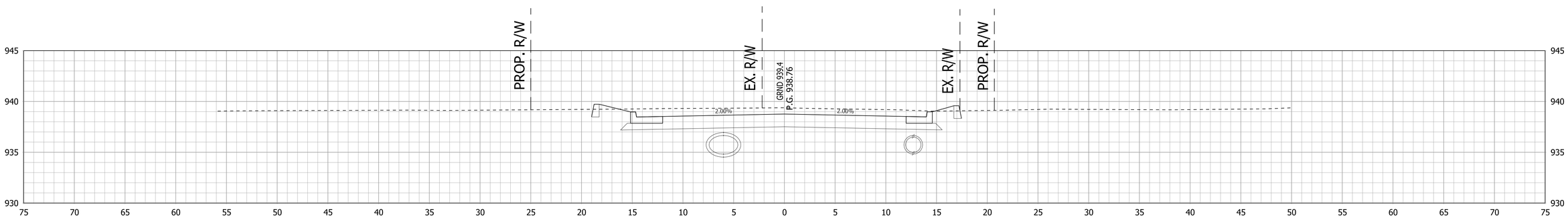

105+00

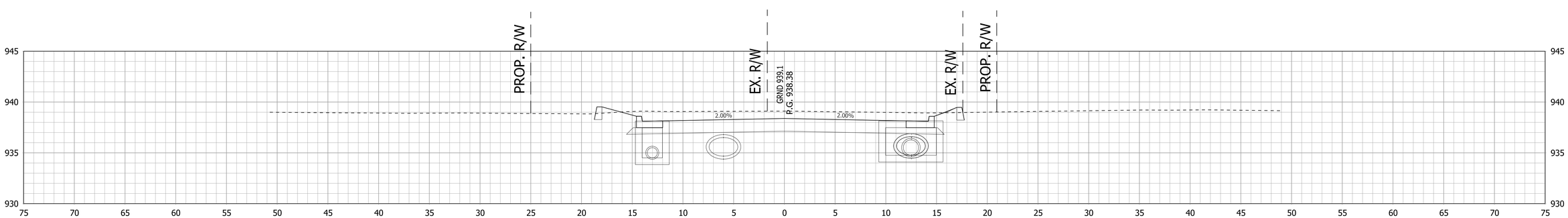

104+50

RECOMMENDED FOR APPROVAL DESIGN ENGINEER DATE	INDIANA DEPARTMENT OF TRANSPORTATION	HORIZONTAL SCALE 1"=5'	BRIDGE FILE .
		VERTICAL SCALE 1"=5'	DESIGNATION 1800255
DESIGNED: DC DRAWN: JEC CHECKED: AGO CHECKED: WRC	CROSS SECTIONS LINE "B"	SURVEY BOOK .	SHEETS 101 of 119
		CONTRACT R-41463	PROJECT 1800256

c:\users\mitchell.wilcox\appdata\local\bentley\projectwise\workingdir\mb-us-pw.bentley.com_mb-us-pw-03\mitchell.wilcox@mbakerintl.com\dms41011\1800255_RD_SHT_XSECT_09.dgn

+48, CLASS III MOD. DRIVE REQ'D., RT.

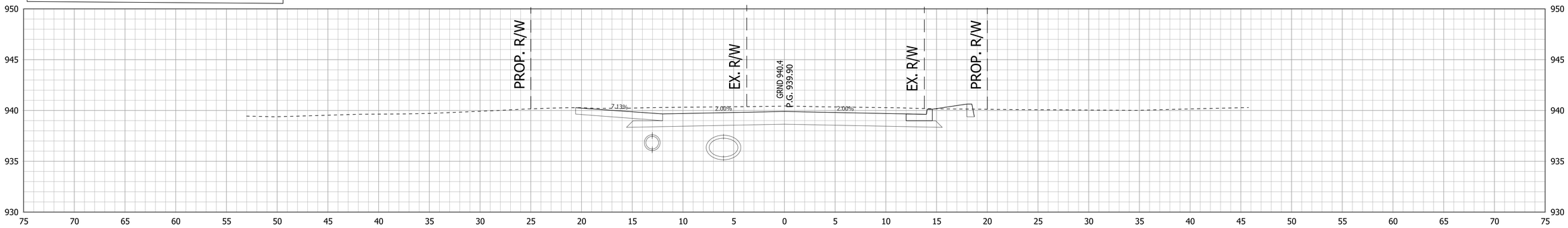

106+48

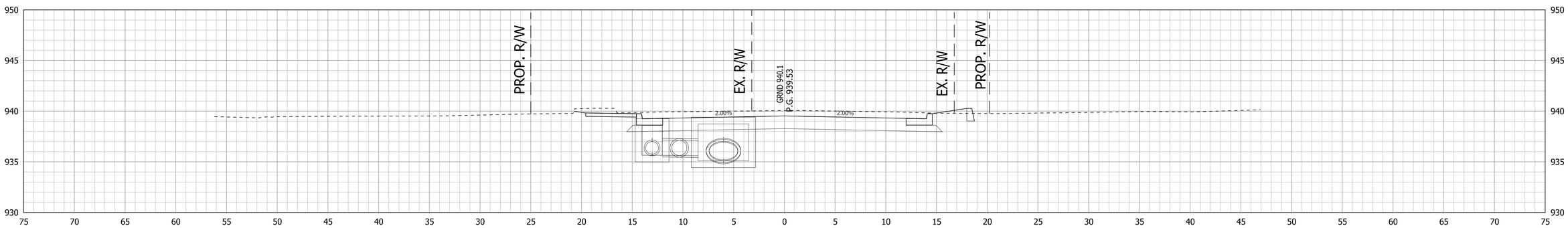

106+00

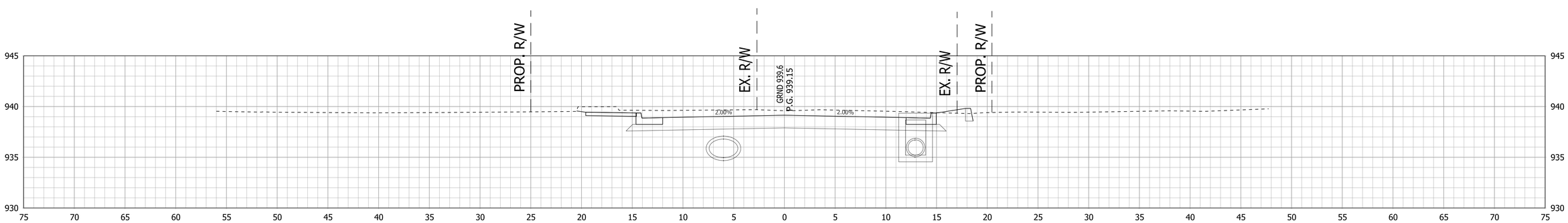

105+50

RECOMMENDED FOR APPROVAL _____ DESIGN ENGINEER DATE	INDIANA DEPARTMENT OF TRANSPORTATION	HORIZONTAL SCALE 1"=5'	BRIDGE FILE .
		VERTICAL SCALE 1"=5'	DESIGNATION 1800255
DESIGNED: DC / DRAWN: JEC	CROSS SECTIONS LINE "B"	SURVEY BOOK .	SHEETS 102 of 119
CHECKED: AGO / CHECKED: WRC		CONTRACT R-41463	PROJECT 1800256

c:\users\mitchell.wilcox\appdata\local\bentley\projectwise\workingdir\mb-us-pw.bentley.com_mb-us-pw-03\mitchell.wilcox@mbakerintl.com\dms41011\1800255_RD_SHT_XSECT_10.dgn

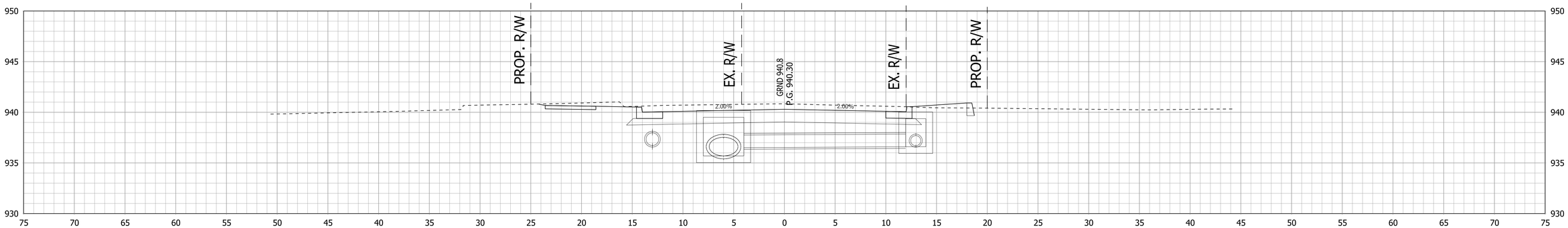

107+00

+71, CLASS III MOD. DRIVE REQ'D., RT.

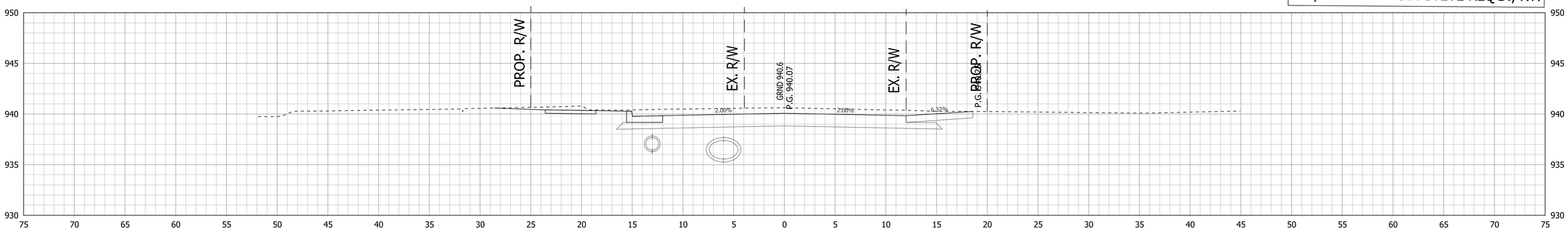

106+71

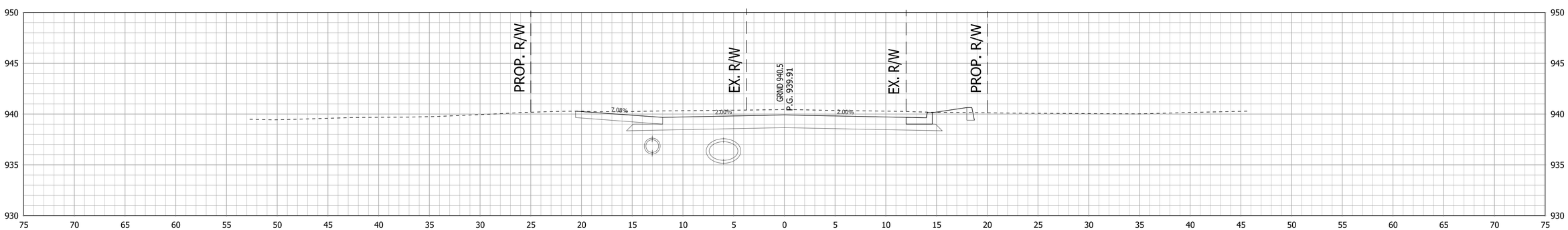

106+50

RECOMMENDED FOR APPROVAL _____ DESIGN ENGINEER DATE	INDIANA DEPARTMENT OF TRANSPORTATION	HORIZONTAL SCALE 1"=5'	BRIDGE FILE .
		VERTICAL SCALE 1"=5'	DESIGNATION 1800255
DESIGNED: DC / DRAWN: JEC	CROSS SECTIONS LINE "B"	SURVEY BOOK .	SHEETS 103 of 119
CHECKED: AGO / CHECKED: WRC		CONTRACT R-41463	PROJECT 1800256

c:\users\mitchell.wilcox\appdata\local\bentley\projectwise\workingdir\mb-us-pw.bentley.com_mb-us-pw-03\mitchell.wilcox@mbakerintl.com\dms41011\1800255_RD_SHT_XSECT_11.dgn

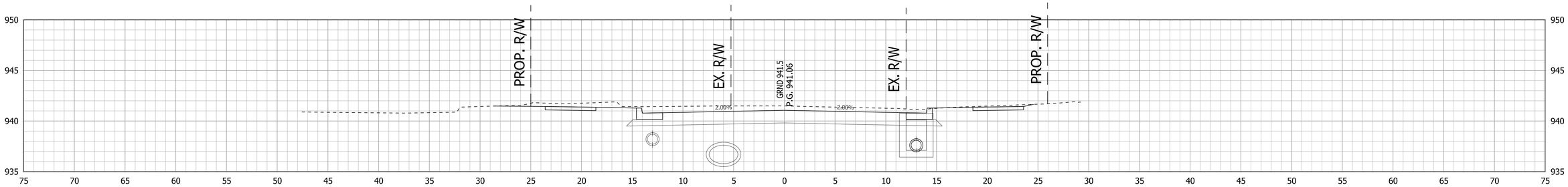

108+00

+51, CLASS III MOD. DRIVE REQ'D., RT.

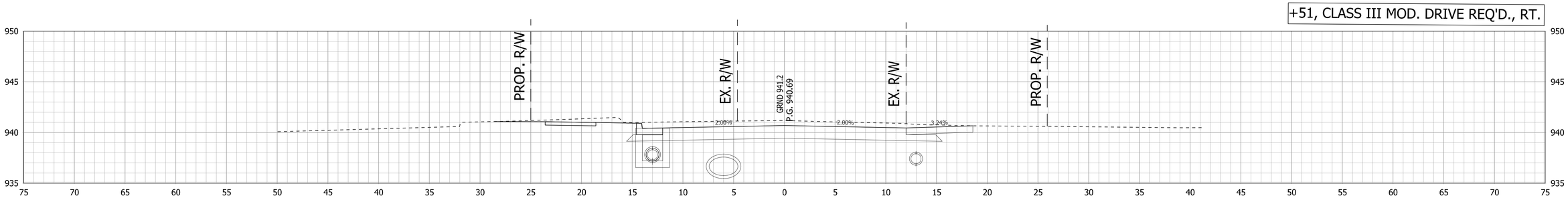

107+51

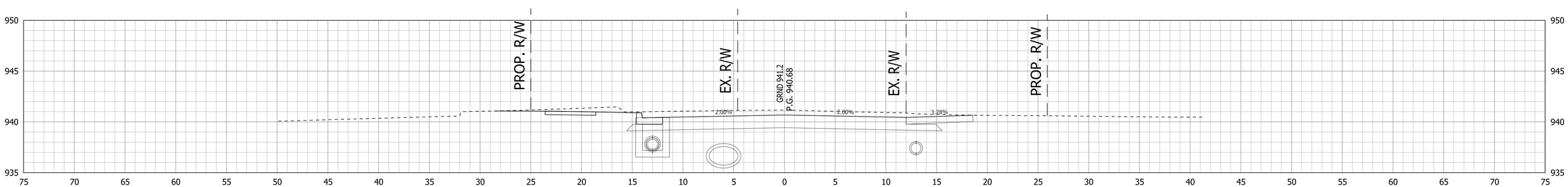

107+50

RECOMMENDED FOR APPROVAL _____ DESIGN ENGINEER DATE	INDIANA DEPARTMENT OF TRANSPORTATION	HORIZONTAL SCALE 1"=5'	BRIDGE FILE .
		VERTICAL SCALE 1"=5'	DESIGNATION 1800255
DESIGNED: DC / DRAWN: JEC	CROSS SECTIONS LINE "B"	SURVEY BOOK .	SHEETS 104 of 119
CHECKED: AGO / CHECKED: WRC		CONTRACT R-41463	PROJECT 1800256

c:\users\mitchell.wilcox\appdata\local\bentley\projectwise\workingdir\mb-us-pw.bentley.com_mb-us-pw-03\mitchell.wilcox@mbakerintl.com\dms41011\1800255_RD_SHT_XSECT_12.dgn

+52, CLASS I MOD. DRIVE REQ'D., LT.

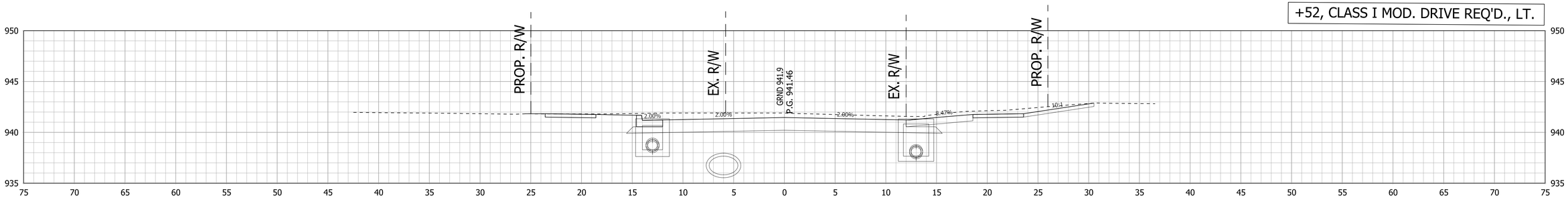

108+52

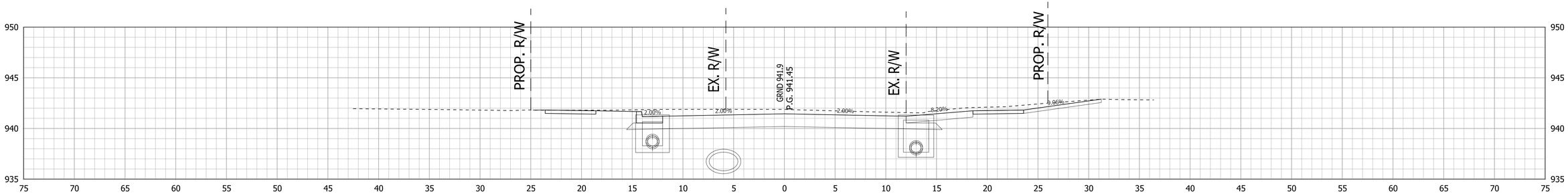

108+50

+11, CLASS I MOD. DRIVE REQ'D., RT.

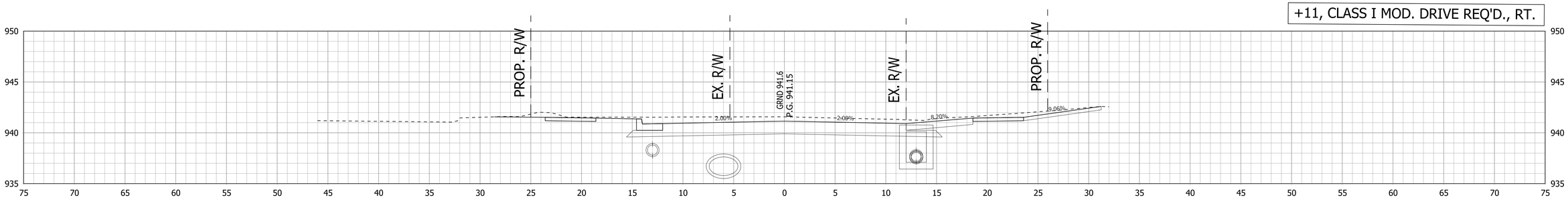

108+11

RECOMMENDED FOR APPROVAL _____ DESIGN ENGINEER DATE	INDIANA DEPARTMENT OF TRANSPORTATION	HORIZONTAL SCALE 1"=5'	BRIDGE FILE .
		VERTICAL SCALE 1"=5'	DESIGNATION 1800255
DESIGNED: DC / DRAWN: JEC	CROSS SECTIONS LINE "B"	SURVEY BOOK .	SHEETS 105 of 119
CHECKED: AGO / CHECKED: WRC		CONTRACT R-41463	PROJECT 1800256

c:\users\mitchell.wilcox\appdata\local\bentley\projectwise\workingdir\mb-us-pw.bentley.com_mb-us-pw-03\mitchell.wilcox@mbakerintl.com\dms41011\1800255_RD_SHT_XSECT_13.dgn

+58, CLASS I MOD. DRIVE REQ'D., RT.

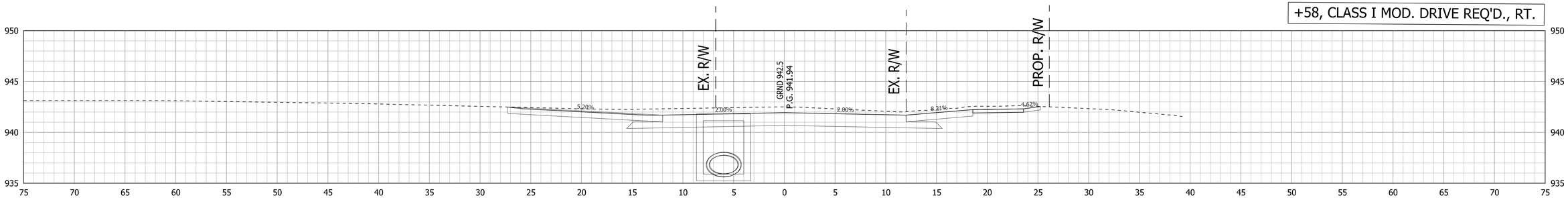

109+58

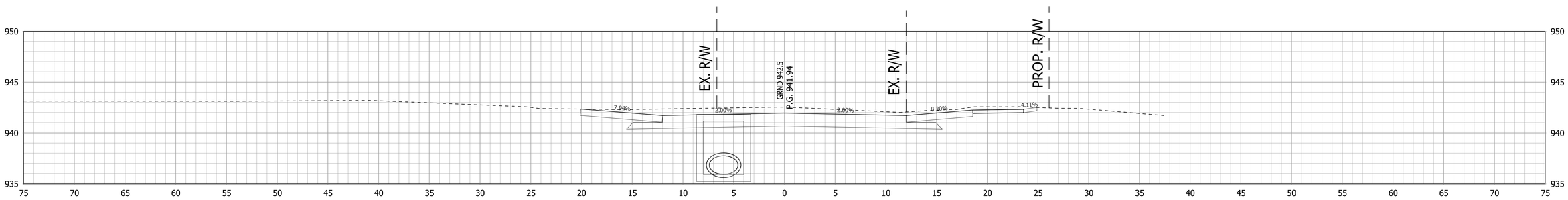

109+50

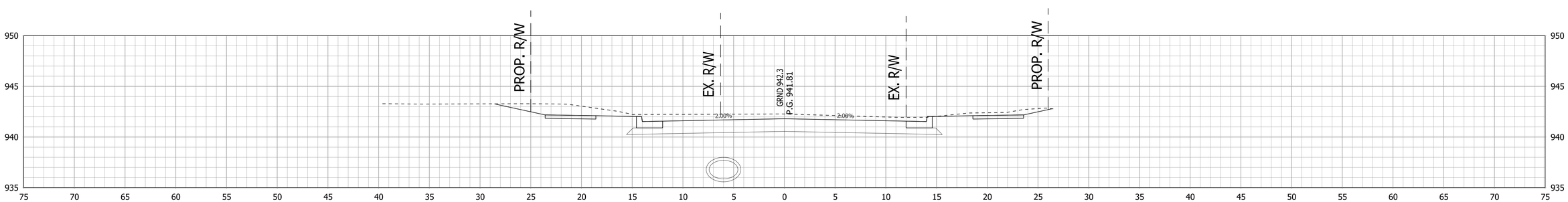

109+00

RECOMMENDED FOR APPROVAL _____ DESIGN ENGINEER DATE

DESIGNED: DC DRAWN: JEC

CHECKED: AGO CHECKED: WRC

INDIANA
DEPARTMENT OF TRANSPORTATION

CROSS SECTIONS
LINE "B"

HORIZONTAL SCALE	BRIDGE FILE
1"=5'	.
VERTICAL SCALE	DESIGNATION
1"=5'	1800255
SURVEY BOOK	SHEETS
.	106 of 119
CONTRACT	PROJECT
R-41463	1800256

c:\users\mitchell.wilcox\appdata\local\bentley\projectwise\workingdir\mb-us-pw.bentley.com_mb-us-pw-03\mitchell.wilcox@mbakerintl.com\dms41011\1800255_RD_SHT_XSECT_14.dgn

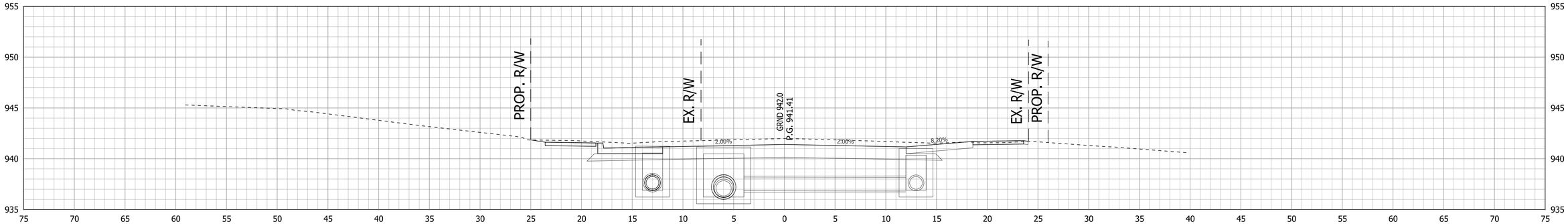

110+50

+47, CLASS III MOD. DRIVE REQ'D., RT.

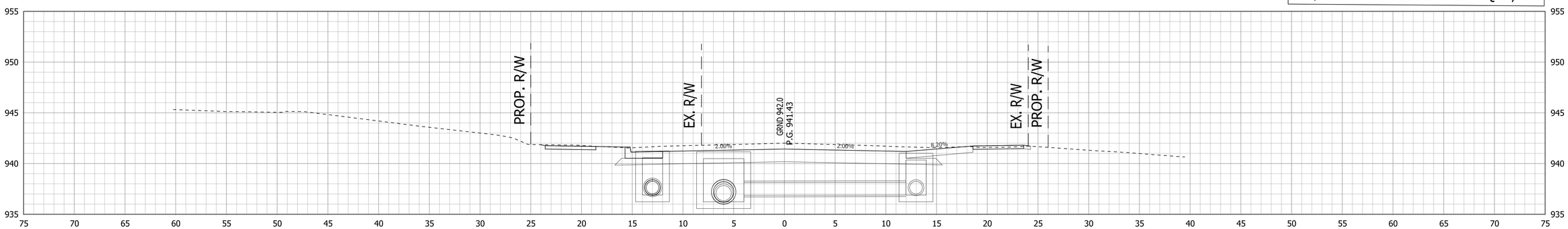

110+47

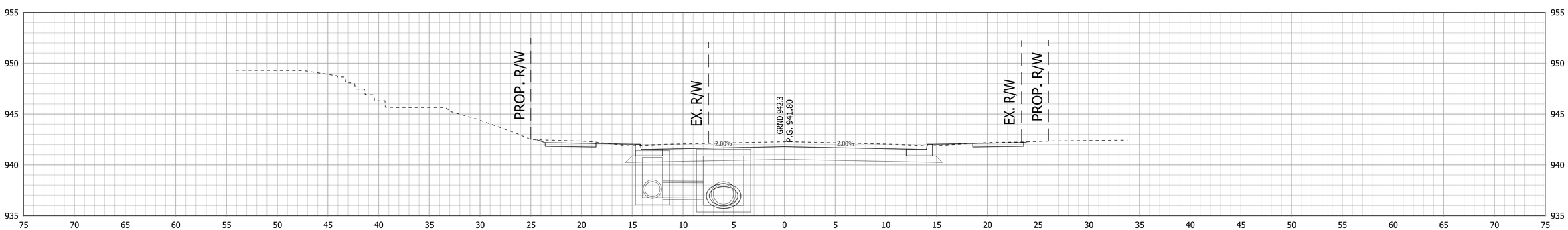

110+00

RECOMMENDED FOR APPROVAL _____ DESIGN ENGINEER DATE

DESIGNED: DC DRAWN: JEC

CHECKED: AGO CHECKED: WRC

INDIANA
DEPARTMENT OF TRANSPORTATION

CROSS SECTIONS
LINE "B"

HORIZONTAL SCALE	BRIDGE FILE
1"=5'	.
VERTICAL SCALE	DESIGNATION
1"=5'	1800255
SURVEY BOOK	SHEETS
.	107 of 119
CONTRACT	PROJECT
R-41463	1800256

c:\users\mitchell.wilcox\appdata\local\bentley\projectwise\workingdir\mb-us-pw.bentley.com_mb-us-pw-03\mitchell.wilcox@mbakerintl.com\dms41011\1800255_RD_SHT_XSECT_15.dgn

+06, CLASS I MOD. DRIVE REQ'D., RT.

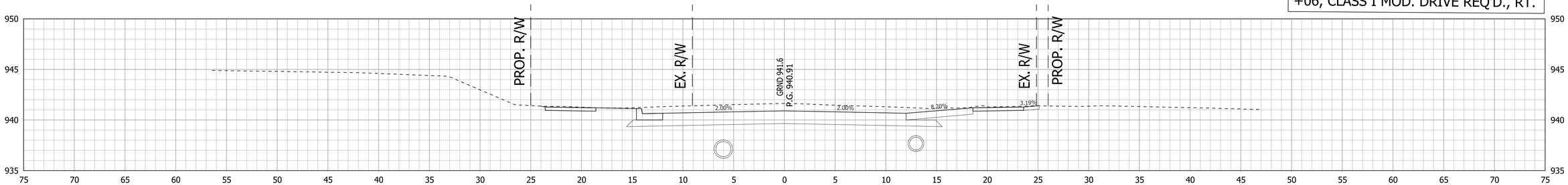

111+06

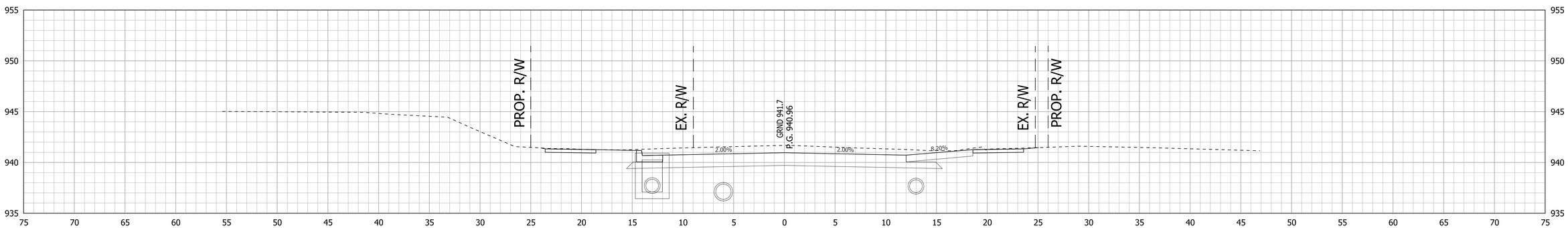

111+00

+58, CLASS III MOD. DRIVE REQ'D., LT.

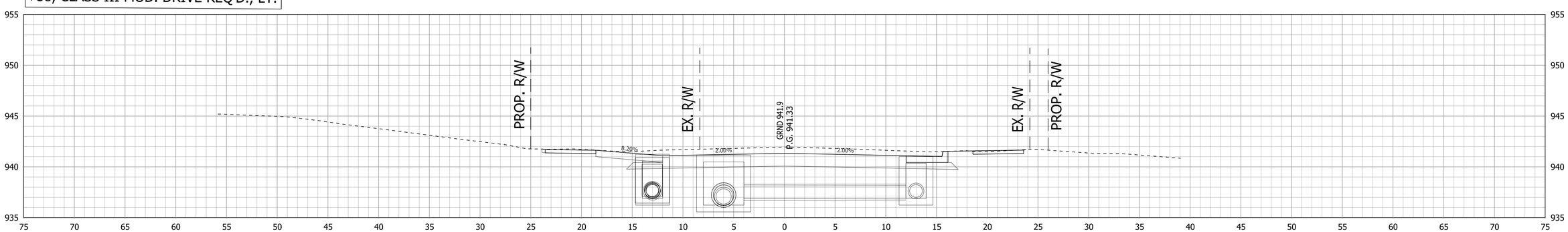

110+58

RECOMMENDED FOR APPROVAL _____ DESIGN ENGINEER DATE	INDIANA DEPARTMENT OF TRANSPORTATION	HORIZONTAL SCALE 1"=5'	BRIDGE FILE .
		VERTICAL SCALE 1"=5'	DESIGNATION 1800255
DESIGNED: DC / DRAWN: JEC	CROSS SECTIONS LINE "B"	SURVEY BOOK .	SHEETS 108 of 119
CHECKED: AGO / CHECKED: WRC		CONTRACT R-41463	PROJECT 1800256

c:\users\mitchell.wilcox\appdata\local\bentley\projectwise\workingdir\mb-us-pw.bentley.com_mb-us-pw-03\mitchell.wilcox@mbakerintl.com\dms41011\1800255_RD_SHT_XSECT_16.dgn

+02, CLASS I MOD. DRIVE REQ'D., RT.

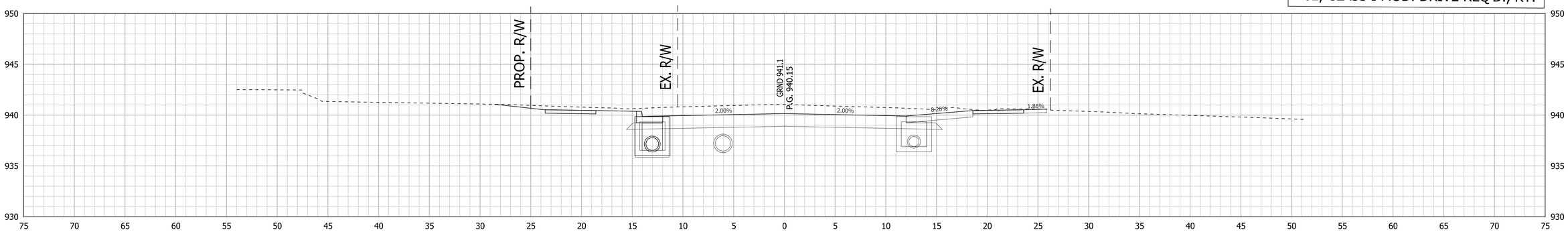

112+02

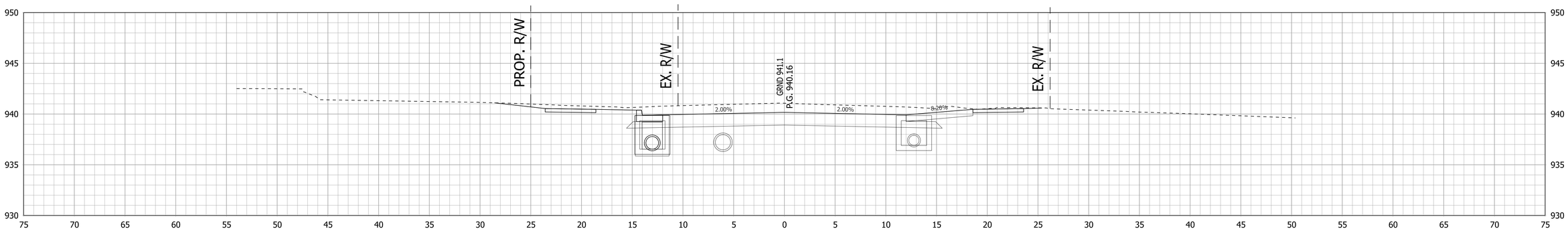

112+00

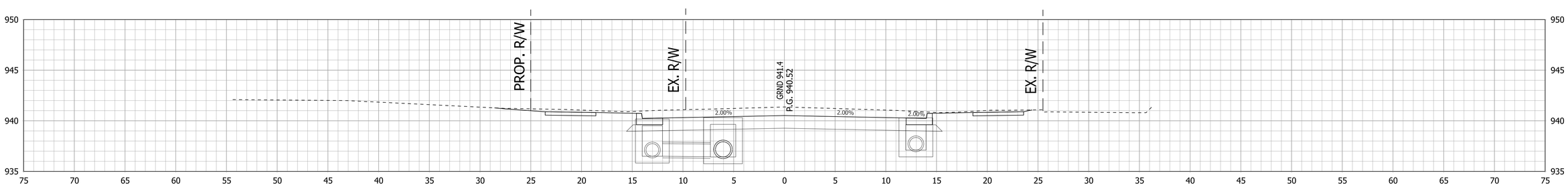

111+50

RECOMMENDED FOR APPROVAL _____ DESIGN ENGINEER DATE	INDIANA DEPARTMENT OF TRANSPORTATION	HORIZONTAL SCALE 1"=5'	BRIDGE FILE -
		VERTICAL SCALE 1"=5'	DESIGNATION 1800255
DESIGNED: DC / DRAWN: JEC	CROSS SECTIONS LINE "B"	SURVEY BOOK -	SHEETS 109 of 119
CHECKED: AGO / CHECKED: WRC		CONTRACT R-41463	PROJECT 1800256

c:\users\mitchell.wilcox\appdata\local\bentley\projectwise\workingdir\mb-us-pw.bentley.com_mb-us-pw-03\mitchell.wilcox@mbakerintl.com\dms41011\1800255_RD_SHT_XSECT_17.dgn

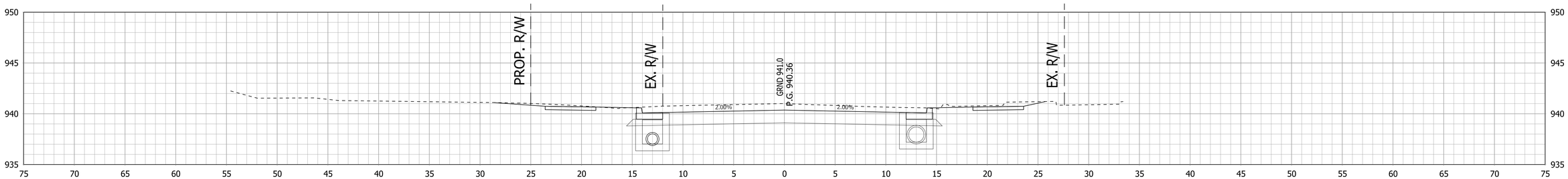

113+00

+74, CLASS I MOD. DRIVE REQ'D., LT.

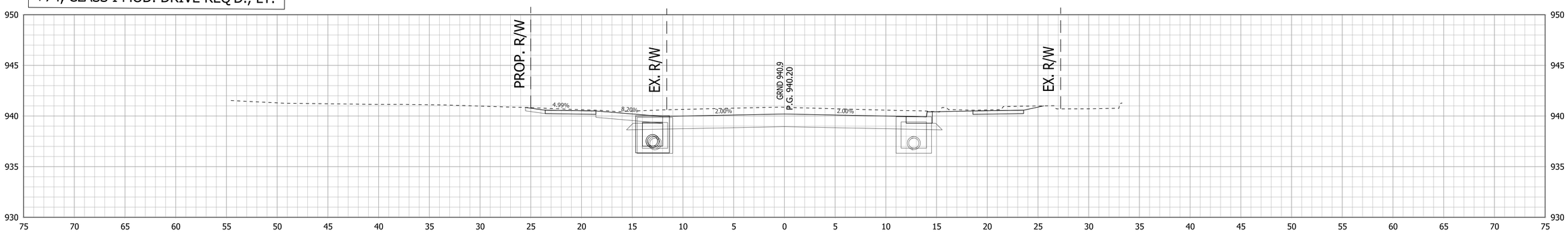

112+74

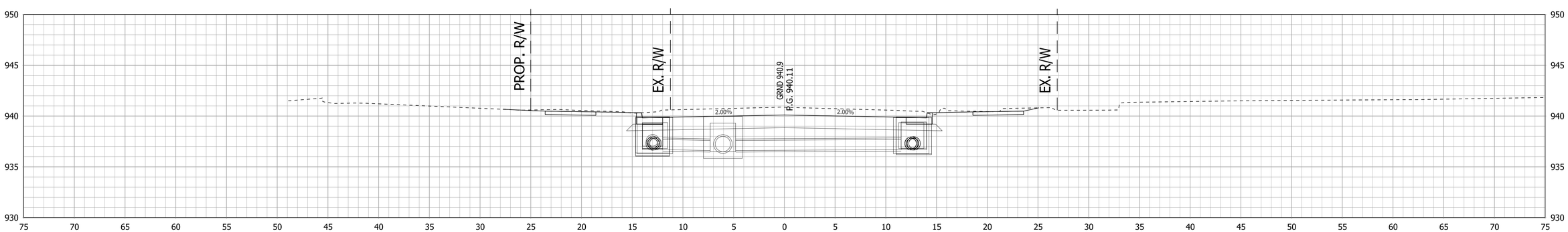

112+50

RECOMMENDED FOR APPROVAL _____ DESIGN ENGINEER DATE	INDIANA DEPARTMENT OF TRANSPORTATION	HORIZONTAL SCALE 1"=5'	BRIDGE FILE .
		VERTICAL SCALE 1"=5'	DESIGNATION 1800255
DESIGNED: DC / DRAWN: JEC	CROSS SECTIONS LINE "B"	SURVEY BOOK .	SHEETS 110 of 119
CHECKED: AGO / CHECKED: WRC		CONTRACT R-41463	PROJECT 1800256

c:\users\mitchell.wilcox\appdata\local\bentley\projectwise\workingdir\mb-us-pw.bentley.com_mb-us-pw-03\mitchell.wilcox@mbakerintl.com\dms41011\1800255_RD_SHT_XSECT_18.dgn

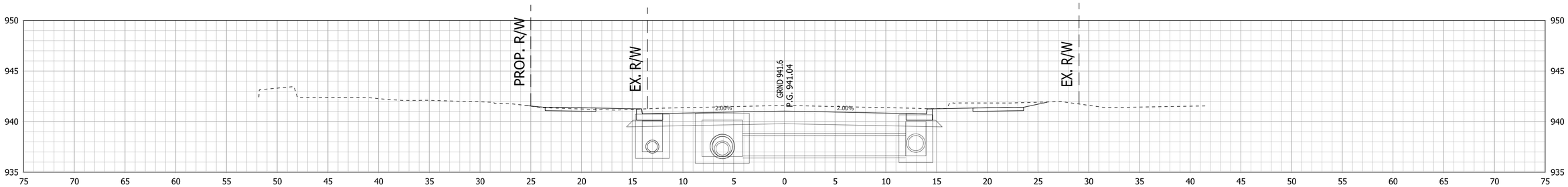

114+00

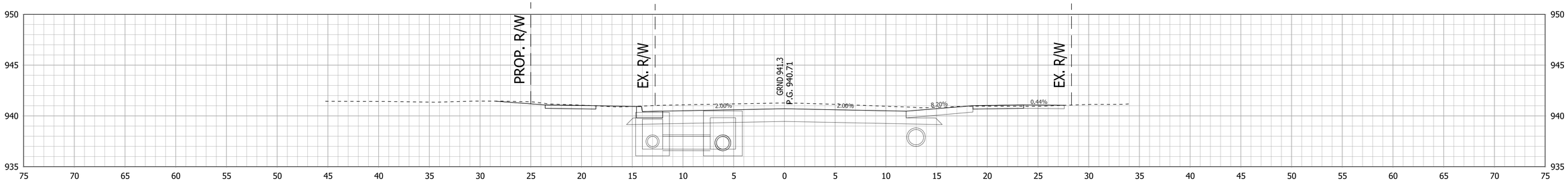

113+50

+42, CLASS III MOD. DRIVE REQ'D., RT.

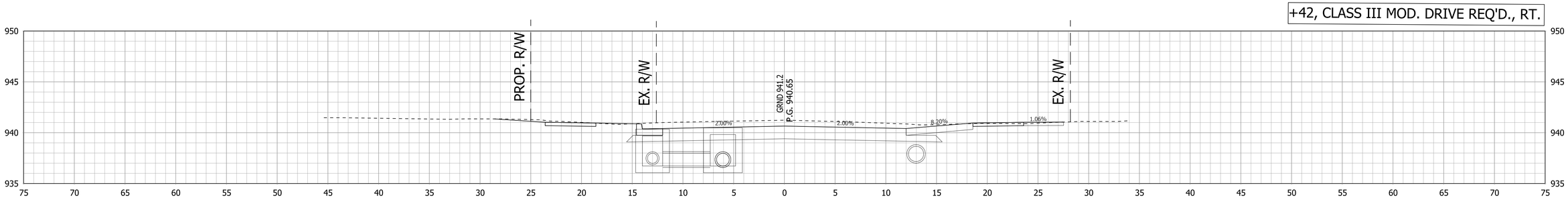

113+42

RECOMMENDED FOR APPROVAL _____ DESIGN ENGINEER DATE	INDIANA DEPARTMENT OF TRANSPORTATION	HORIZONTAL SCALE 1"=5'	BRIDGE FILE .
		VERTICAL SCALE 1"=5'	DESIGNATION 1800255
DESIGNED: DC / DRAWN: JEC	DRIVEWAY CROSS SECTIONS LINE "B"	SURVEY BOOK .	SHEETS 111 of 119
CHECKED: AGO / CHECKED: WRC		CONTRACT R-41463	PROJECT 1800256

c:\users\mitchell.wilcox\appdata\local\bentley\projectwise\workingdir\mb-us-pw.bentley.com_mb-us-pw-03\mitchell.wilcox@mbakerintl.com\dms41011\1800255_RD_SHT_XSECT_19.dgn

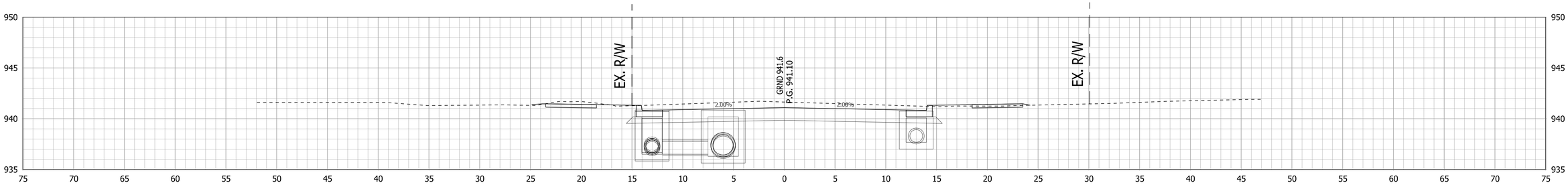

115+00

+54, CLASS III MOD. DRIVE REQ'D., RT.

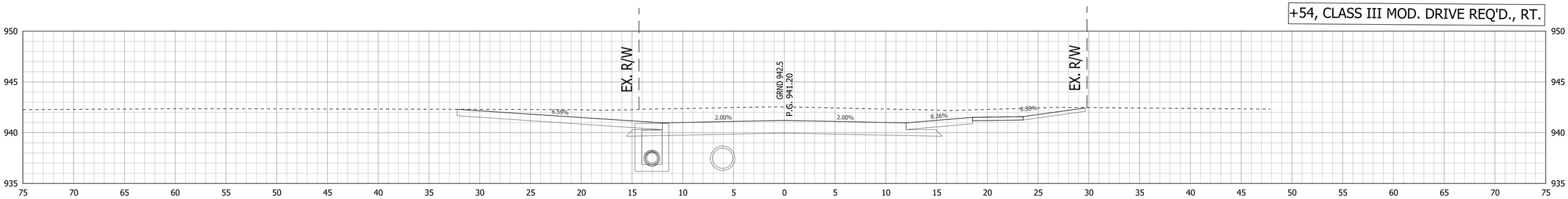

114+54

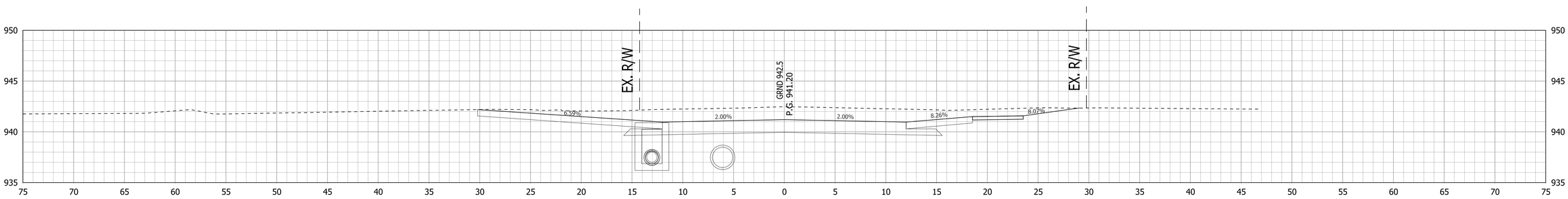

114+50

RECOMMENDED FOR APPROVAL _____ DESIGN ENGINEER DATE	INDIANA DEPARTMENT OF TRANSPORTATION	HORIZONTAL SCALE 1"=5'	BRIDGE FILE .
		VERTICAL SCALE 1"=5'	DESIGNATION 1800255
DESIGNED: DC / DRAWN: JEC	DRIVEWAY CROSS SECTIONS LINE "B"	SURVEY BOOK .	SHEETS 112 of 119
CHECKED: AGO / CHECKED: WRC		CONTRACT R-41463	PROJECT 1800256

c:\users\mitchell.wilcox\appdata\local\bentley\projectwise\workingdir\mb-us-pw.bentley.com_mb-us-pw-03\mitchell.wilcox@mbakerintl.com\dms41011\1800255_RD_SHT_XSECT_20.dgn

+38, CLASS I MOD. DRIVE REQ'D., LT.

+38, CLASS I MOD. DRIVE REQ'D., RT.

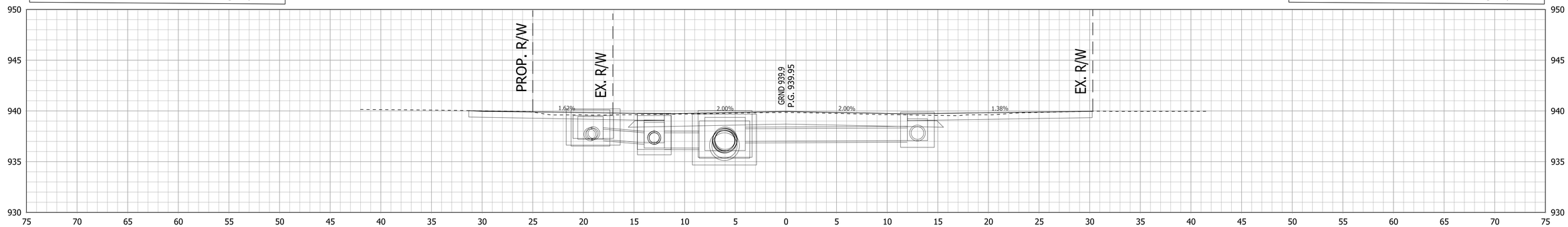

116+38

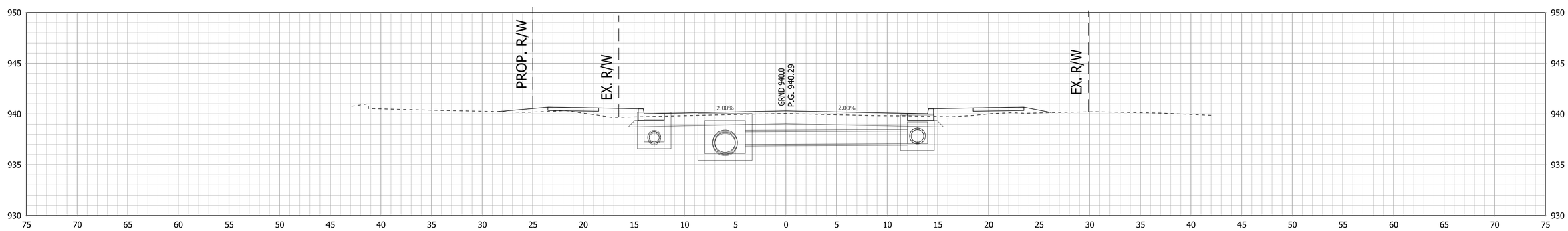

116+00

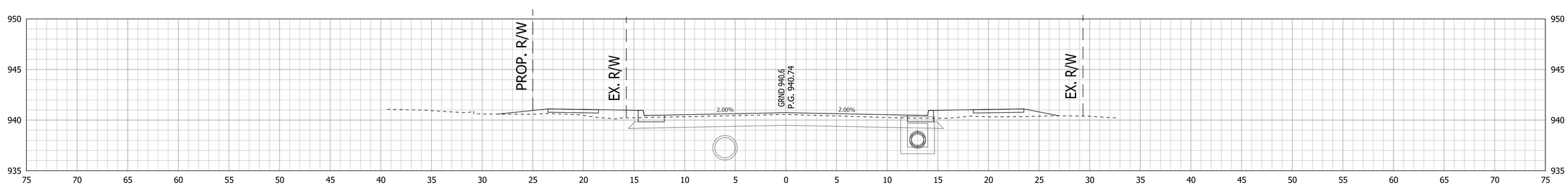

115+50

RECOMMENDED FOR APPROVAL _____ DESIGN ENGINEER DATE

DESIGNED: DC DRAWN: JEC

CHECKED: AGO CHECKED: WRC

INDIANA
DEPARTMENT OF TRANSPORTATION

DRIVEWAY CROSS SECTIONS
LINE "B"

HORIZONTAL SCALE	BRIDGE FILE
1"=5'	.
VERTICAL SCALE	DESIGNATION
1"=5'	1800255
SURVEY BOOK	SHEETS
.	113 of 119
CONTRACT	PROJECT
R-41463	1800256

c:\users\mitchell.wilcox\appdata\local\bentley\projectwise\workingdir\mb-us-pw.bentley.com_mb-us-pw-03\mitchell.wilcox@mbakerintl.com\dms41011\1800255_RD_SHT_XSECT_21.dgn

+93, CLASS I MOD. DRIVE REQ'D., LT.

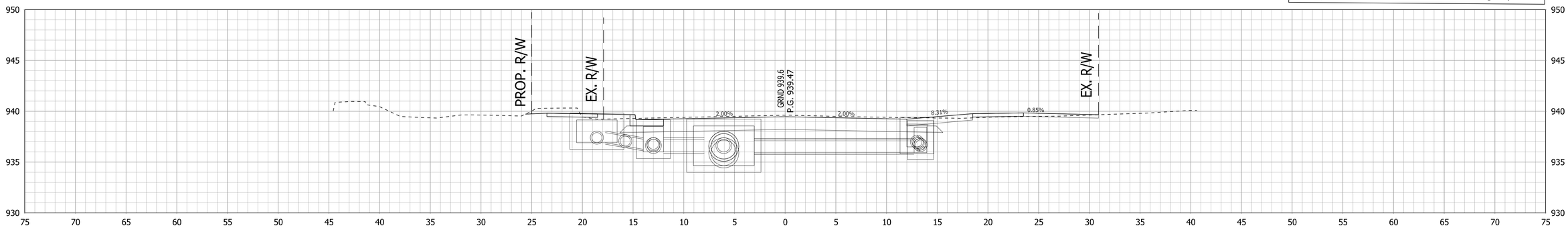

116+93

+79, CLASS I MOD. DRIVE REQ'D., LT.

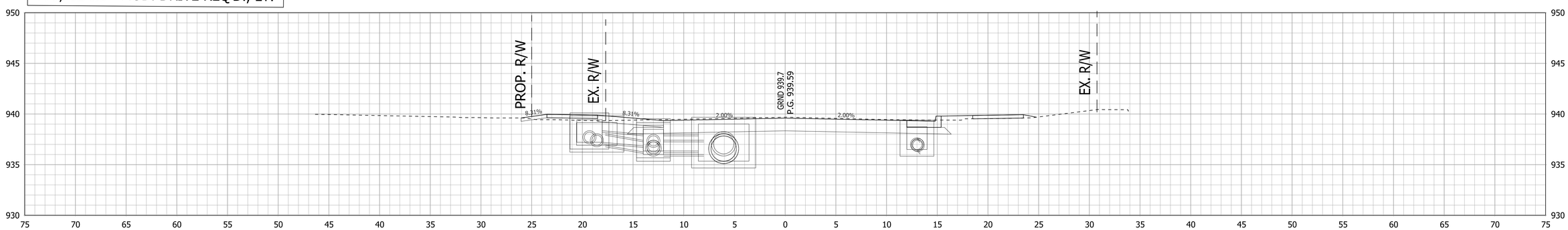

116+79

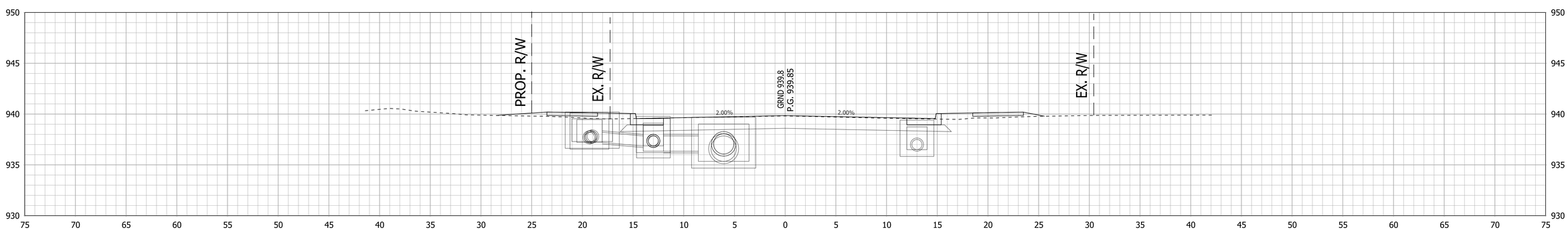

116+50

RECOMMENDED FOR APPROVAL _____ DESIGN ENGINEER DATE	INDIANA DEPARTMENT OF TRANSPORTATION	HORIZONTAL SCALE 1"=5'	BRIDGE FILE .
		VERTICAL SCALE 1"=5'	DESIGNATION 1800255
DESIGNED: DC / DRAWN: JEC	DRIVEWAY CROSS SECTIONS LINE "B"	SURVEY BOOK .	SHEETS 114 of 119
CHECKED: AGO / CHECKED: WRC		CONTRACT R-41463	PROJECT 1800256

c:\users\mitchell.wilcox\appdata\local\bentley\projectwise\workingdir\mb-us-pw.bentley.com_mb-us-pw-03\mitchell.wilcox@mbakerintl.com\dms41011\1800255_RD_SHT_XSECT_22.dgn

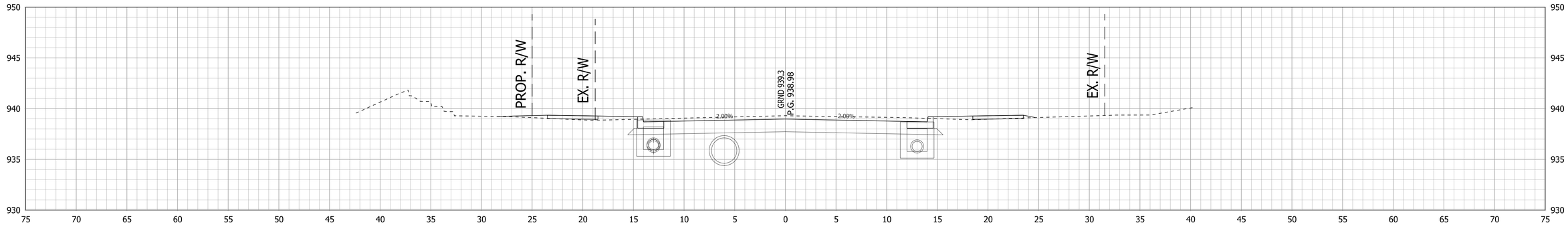

117+50

+26, CLASS I MOD. DRIVE REQ'D., RT.

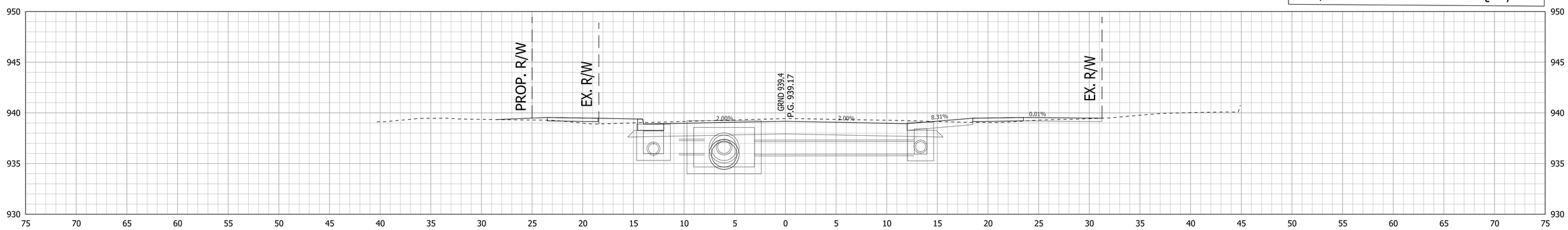

117+26

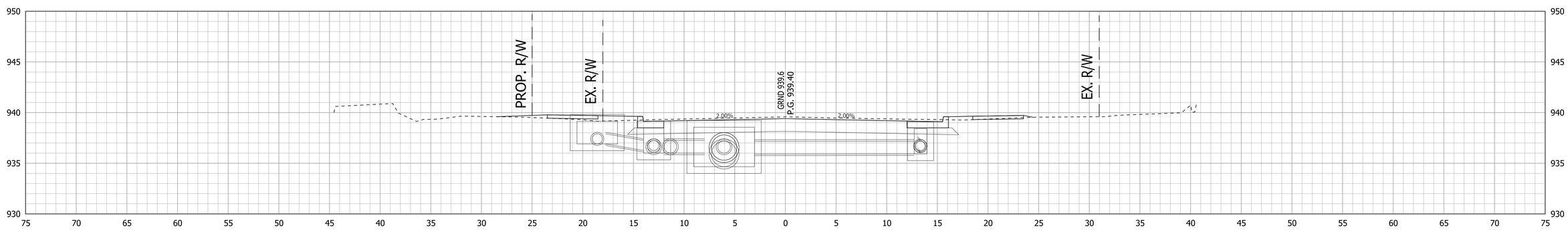

117+00

RECOMMENDED FOR APPROVAL _____ DESIGN ENGINEER DATE	INDIANA DEPARTMENT OF TRANSPORTATION	HORIZONTAL SCALE 1"=5'	BRIDGE FILE .
		VERTICAL SCALE 1"=5'	DESIGNATION 1800255
DESIGNED: DC / DRAWN: JEC	DRIVEWAY CROSS SECTIONS LINE "B"	SURVEY BOOK .	SHEETS 115 of 119
CHECKED: AGO / CHECKED: WRC		CONTRACT R-41463	PROJECT 1800256

c:\users\mitchell.wilcox\appdata\local\bentley\projectwise\workingdir\mb-us-pw.bentley.com_mb-us-pw-03\mitchell.wilcox@mbakerintl.com\dms41011\1800255_RD_SHT_XSECT_23.dgn

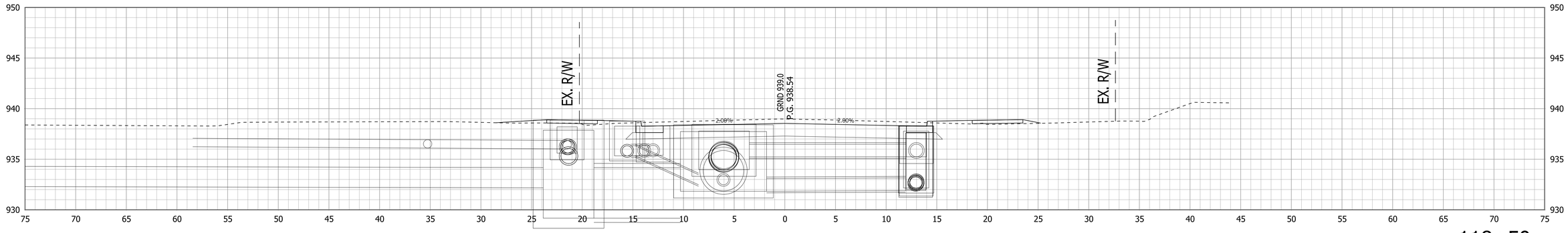

118+50

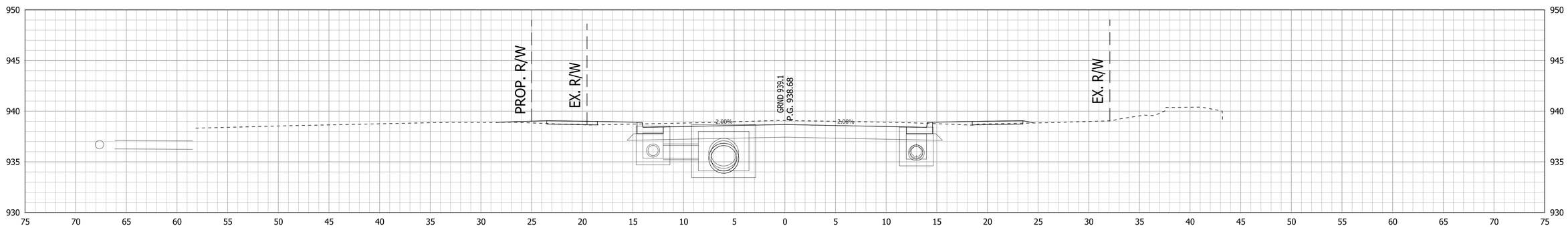

118+00

+75, CLASS I MOD. DRIVE REQ'D., RT.

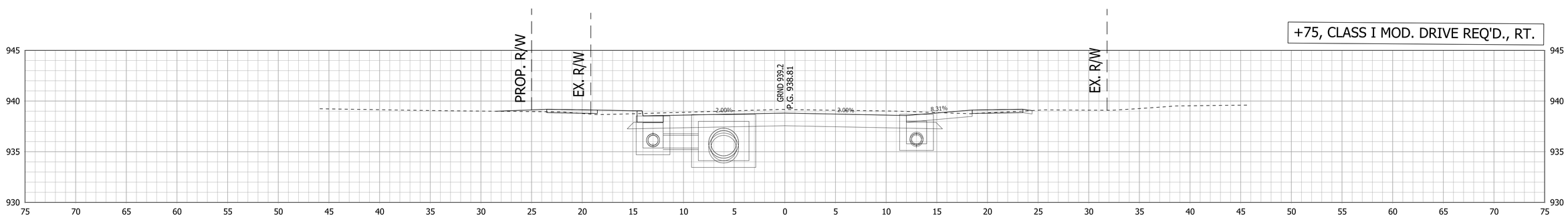

117+75

RECOMMENDED FOR APPROVAL _____ DESIGN ENGINEER DATE	INDIANA DEPARTMENT OF TRANSPORTATION	HORIZONTAL SCALE 1"=5'	BRIDGE FILE .
		VERTICAL SCALE 1"=5'	DESIGNATION 1800255
DESIGNED: DC / DRAWN: JEC	DRIVEWAY CROSS SECTIONS LINE "B"	SURVEY BOOK .	SHEETS 116 of 119
CHECKED: AGO / CHECKED: WRC		CONTRACT R-41463	PROJECT 1800256

c:\users\mitchell.wilcox\appdata\local\bentley\projectwise\workingdir\mb-us-pw.bentley.com_mb-us-pw-03\mitchell.wilcox@mbakerintl.com\dms41011\1800255_RD_SHT_XSECT_24.dgn

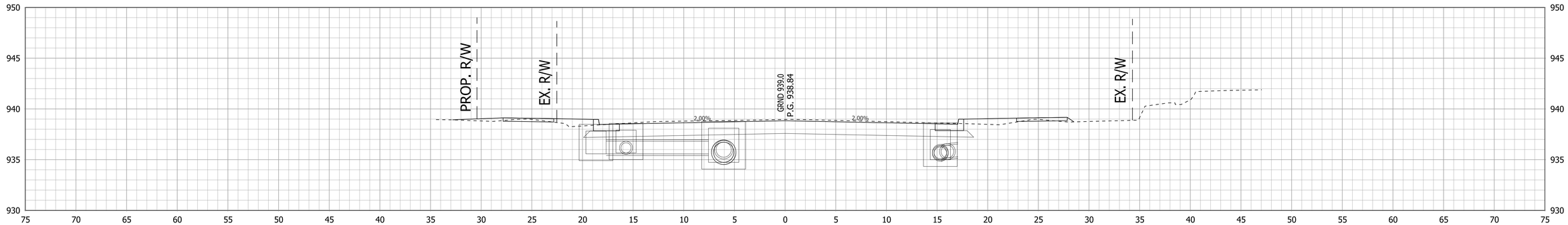

120+00

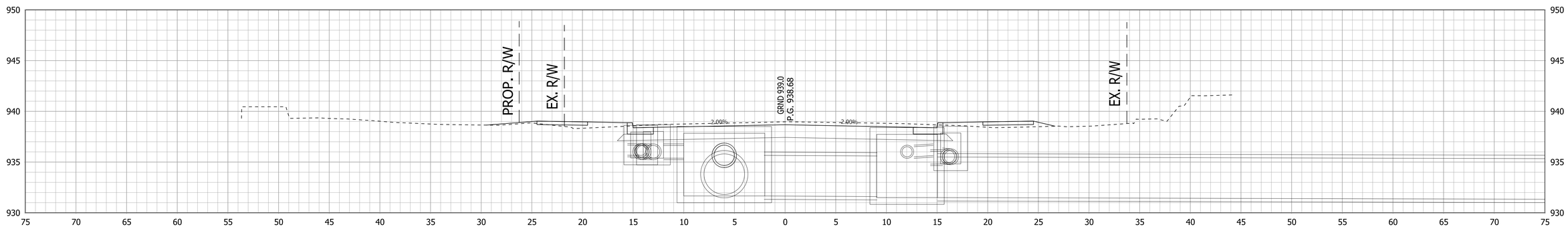

119+50

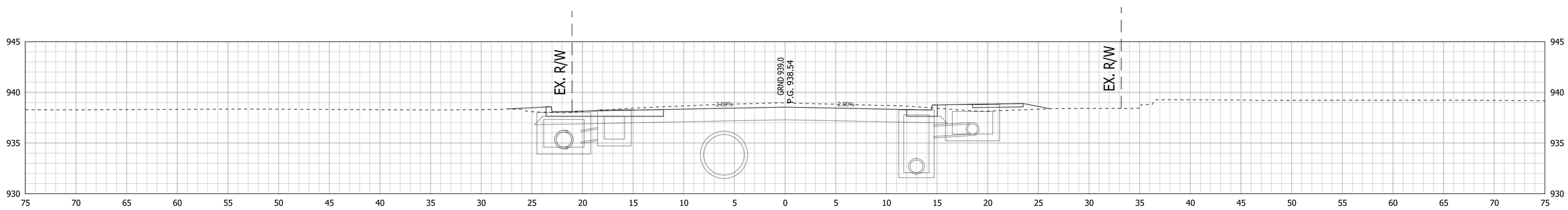

119+00

RECOMMENDED FOR APPROVAL _____ DESIGN ENGINEER DATE	INDIANA DEPARTMENT OF TRANSPORTATION	HORIZONTAL SCALE 1"=5'	BRIDGE FILE .
		VERTICAL SCALE 1"=5'	DESIGNATION 1800255
DESIGNED: DC / DRAWN: JEC	DRIVEWAY CROSS SECTIONS LINE "B"	SURVEY BOOK .	SHEETS 117 of 119
CHECKED: AGO / CHECKED: WRC		CONTRACT R-41463	PROJECT 1800256

c:\users\mitchell.wilcox\appdata\local\bentley\projectwise\workingdir\mb-us-pw.bentley.com_mb-us-pw-03\mitchell.wilcox@mbakerintl.com\dms41011\1800255_RD_SHT_XSECT_25.dgn

+85, CLASS I MOD. DRIVE REQ'D., LT.

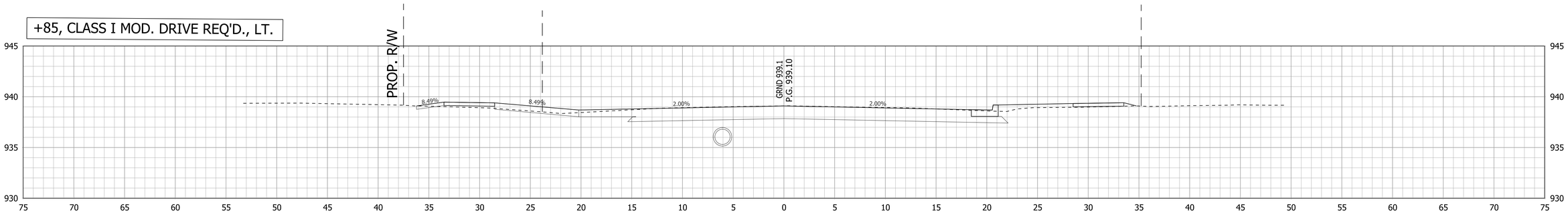

120+85

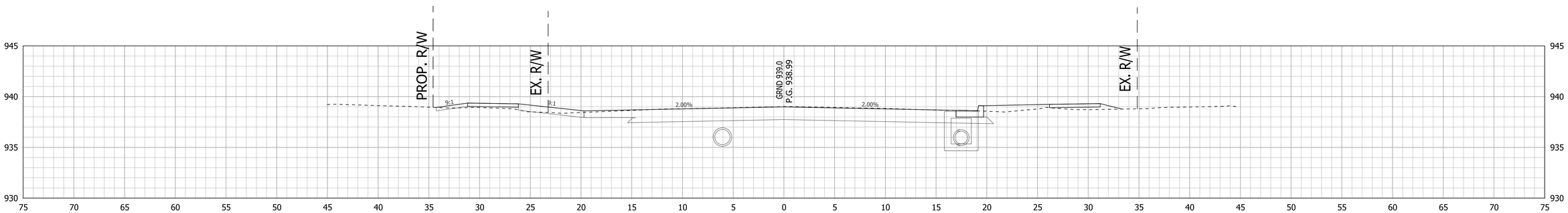

120+50

+42, CLASS III MOD. DRIVE REQ'D., LT.

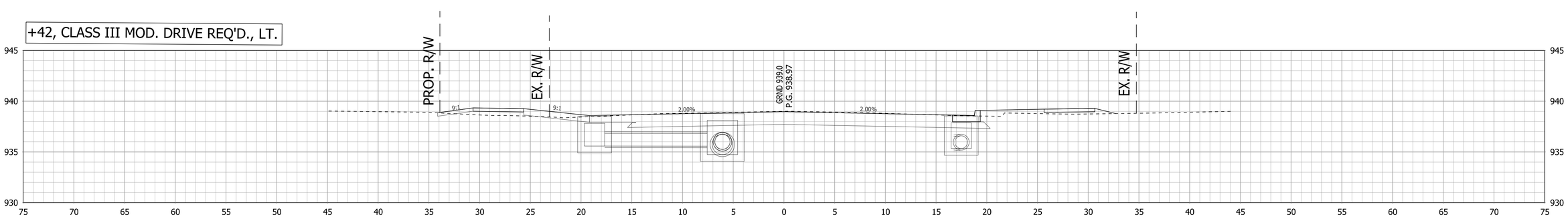

120+42

RECOMMENDED FOR APPROVAL _____ DESIGN ENGINEER DATE	INDIANA DEPARTMENT OF TRANSPORTATION	HORIZONTAL SCALE 1"=5'	BRIDGE FILE -
		VERTICAL SCALE 1"=5'	DESIGNATION 1800255
DESIGNED: DC / DRAWN: JEC	DRIVEWAY CROSS SECTIONS LINE "B"	SURVEY BOOK -	SHEETS 118 of 119
CHECKED: AGO / CHECKED: WRC		CONTRACT R-41463	PROJECT 1800256

c:\users\mitchell.wilcox\appdata\local\bentley\projectwise\workingdir\mb-us-pw.bentley.com_mb-us-pw-03\mitchell.wilcox@mbakerintl.com\dms41011\1800255_RD_SHT_XSECT_26.dgn

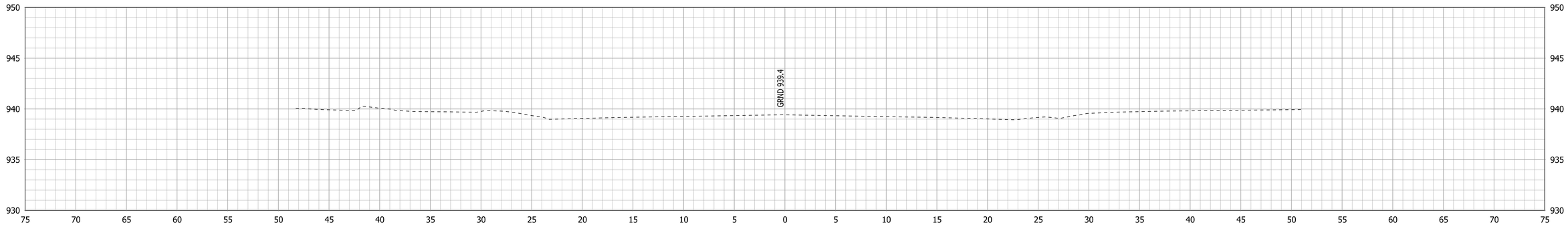

122+00

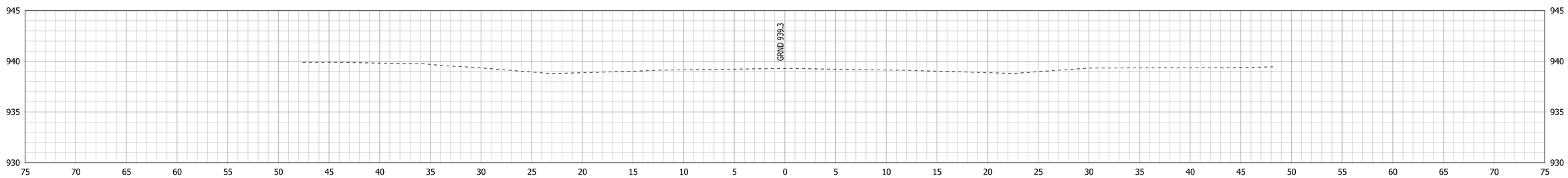

121+50

END DES. NO. 1800255
END PAVEMENT RECONSTRUCTION
STA. 121+15.00 "B"

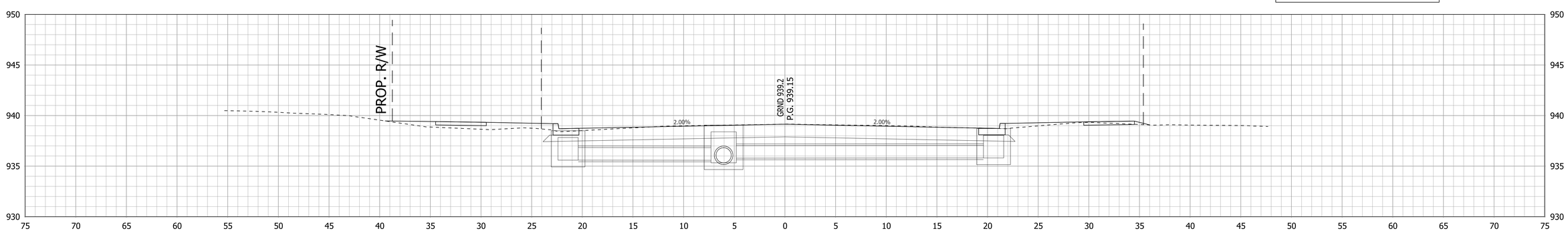

121+00

RECOMMENDED FOR APPROVAL ____ DESIGN ENGINEER DATE	INDIANA DEPARTMENT OF TRANSPORTATION	HORIZONTAL SCALE 1"=5'	BRIDGE FILE -
		VERTICAL SCALE 1"=5'	DESIGNATION 1800255
DESIGNED: DC / DRAWN: JEC	DRIVEWAY CROSS SECTIONS LINE "B"	SURVEY BOOK -	SHEETS 119 of 119
CHECKED: AGO / CHECKED: WRC		CONTRACT R-41463	PROJECT 1800256

c:\users\mitchell.wilcox\appdata\local\bentley\projectwise\workingdir\mb-us-pw.bentley.com_mb-us-pw-03\mitchell.wilcox@mbakerintl.com\dms41011\1800255_RD_SHT_XSECT_27.dgn