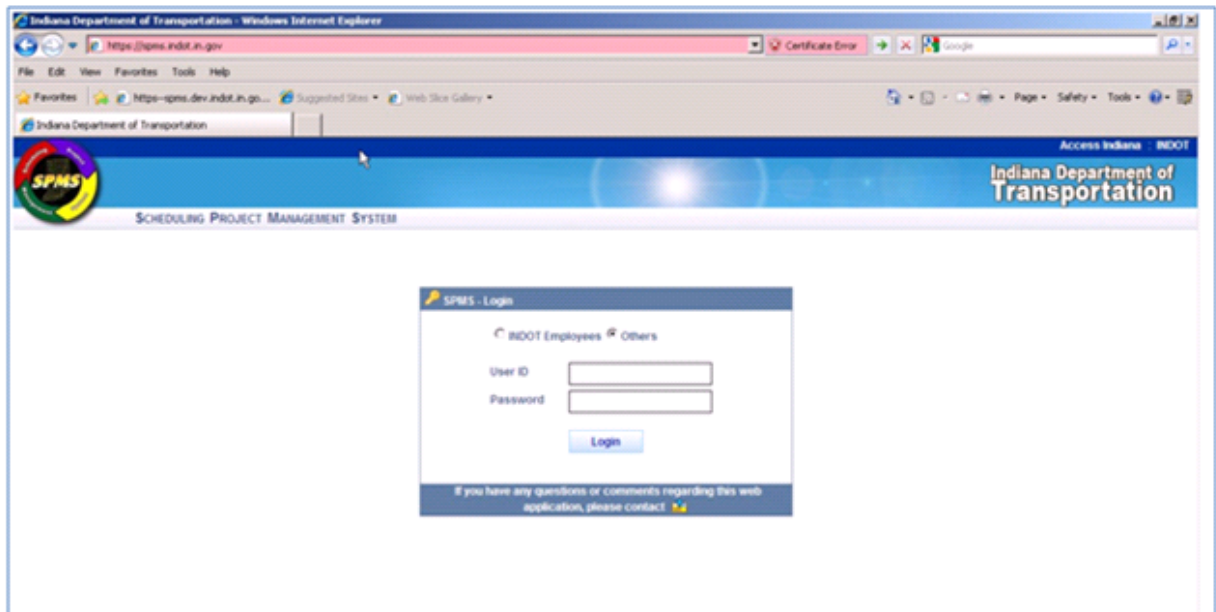


Logging in to SPMS

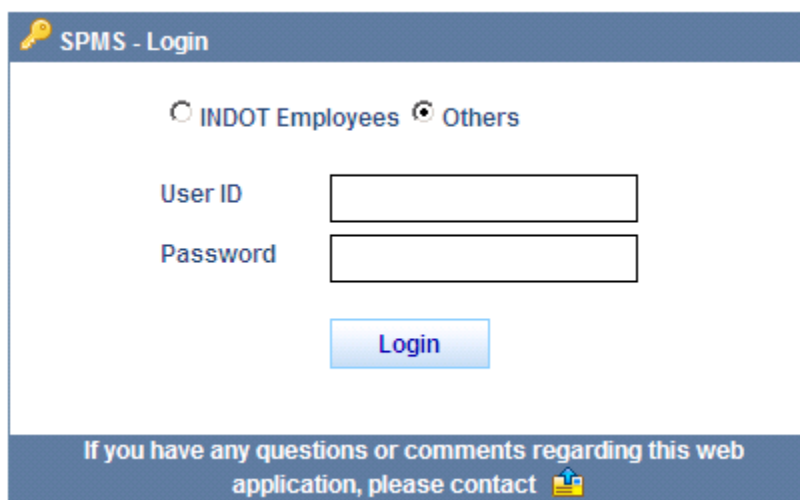
Warning - This application was developed to be used with Internet Explorer version 8 and Firefox version 3 web browsers. This application may not function properly with other versions of IE, Firefox or other web browsers.


To access SPMS externally, type the following URL into the browser's address bar:


<https://spms.indot.in.gov>



Click in the **INDOT Employees** or **Others** radio button to select. Then, enter **User ID** and **Password** into their text boxes. Click on the **Login** button to open the SPMS Home screen.

A close-up view of the 'SPMS - Login' form. At the top left is a yellow key icon. The form title is 'SPMS - Login'. Below the title are two radio buttons: 'INDOT Employees' (selected) and 'Others'. Underneath are two text input fields: 'User ID' and 'Password'. A blue 'Login' button is positioned below the password field. At the bottom of the form, there is a blue footer bar with white text that reads: 'If you have any questions or comments regarding this web application, please contact [Email icon]'.

If there are any problems logging in to SPMS, click on the **Email**  icon to contact the SPMS Administrator.

 SPMS - Login


INDOT Employees Others

User ID

Password

[Login](#)

* Invalid UserID or Password. Please contact SPMS Administrator

If you have any questions or comments regarding this web application, please contact 

Contact SPMS Administrator