INDIANA DEPARTMENT OF TRANSPORTATION

Statewide Transportation Improvement Program (STIP) 2022-2026

January 2022

TABLE OF CONTENTS

Introduction	Page 1
Public Involvement Process	Page 8
Performance-Based Planning and Asset Management	Page 13
Annual Program Development Process	Page 23
Air Quality	Page 28
Environmental Justice	Page 32
American with Disabilities Act Requires Accessible Facilities	Page 35
Funding Programs	Page 37
Requirements for STIP Amendments and Administrative	Page 43
Financial Discussion, Tables and Summary	Appendix A
How to Explore the Project Listing	Appendix B
Project Listing	Appendix C
Transit Project Listing	Appendix D
Special Projects	Appendix E
Media Release	Appendix F
Public Comments	Appendix G
Performance Measures	Appendix H
MPO Approval Letters	Appendix I
Maps	Appendix J
District Level Socio-economic Profiles	Appendix K

INDOT STIP Glossary

3-C process - continuing, cooperative, and comprehensive
A - Amendment
AADT - annual average daily volume
ACS – American Community Survey
ADA – Americans with Disabilities Act
AMP - Asset Management Plan
AMPO - Association of Metropolitan Planning Organizations
APCTC - Area Plan Commission of Tippecanoe County
AO – Auto
ASL - American Sign Language
AVO - Average Vehicle Occupancy
BIL - Bipartisan Infrastructure Law
Blvd – Boulevard
BMCMPO - Bloomington/Monroe County Metropolitan Planning Organization
BRT - Bus Rapid Transit
BUILD - Better Utilizing Investments to Leverage Development
CAA - Clean Air Act
CAMPO - Columbus Area Metropolitan Planning Organization
CAV - Connected and Autonomous Vehicle
CC – Country Code
CFR – United States Code of Federal Regulation
CIP – Airport Capital Improvement Plan
CMAQ – Congestion Mitigation and Air Quality
CMP - Congestion Management Process
CN – Construction phase
CNG – Compressed Natural Gas
CO - Carbon monoxide
Co. – County
Coach USA – Megabus
COG - Council of Governments
CPFM - Capital Program Funds Management
CRRSAA - Coronavirus Response and Relief Supplemental Appropriations Act
CRSF – Commuter Rail Service Fund
Ctrl - Control
CU – Cutaway
DEMO – Demonstrate
DES – An INDOT assigned number to identify the project in the INDOT scheduling system.
DMMPC - Delaware-Muncie Metropolitan Planning Commission
DNR – Indiana Department of Natural Resources
DOT - Department of Transportation
EDA - US Economic Development Administration
EDCSI - Economic Development Coalition of Southwest Indiana Organization
EDT - Eastern Daylight Time
EDTTT - Excessive Delay Threshold Travel Time
EIRPC - Eastern Indiana Regional Planning Commission
EJ – Environmental Justice

EMPO - Evansville Metropolitan Planning Organization
EPA – Environmental Protection Agency
ERSF – Electric Rail Service Fund
EVV – Evansville Regional Airport
FAQ - Frequently Asked Questions
FAST Act - Fixing America's Surface Transportation Act
FFY – Federal Fiscal Year
FHWA – Federal Highway Administration
FLAP - Federal Land Access Program
FMCSA – Federal Motor Carrier Safety Administration
FPAU – Financial Plan Annual Update
FRA – Federal Railroad Administration
FTA – Federal Transit Administration
FWA – Fort Wayne International Airport
FY – Fiscal Year
GIS - Geographic Information System
GOV - Government Organization
HEA – House Enrolled Act
HIP - Highway Infrastructure Programs
HPMS – Highway Performance Monitoring System
hrs - hours
HSIP – Highway Safety Improvement Program
HTM - Hypertext Markup Language
I – Interstate
IDEM - Indiana Department of Environmental Management
IDOR - Indiana Department of Revenue
IEDC – Indiana Economic Development Corporation
IGA - Indiana General Assembly
IL – Illinois
IMPO - Indianapolis Metropolitan Planning Organization
IN - Indiana
IND – Indianapolis International Airport
Indiana 15 - Indiana 15 Regional Planning Commission
INDOT – Indiana Department of Transportation
IndyGo – Indianapolis Public Transportation Corporation
Init - Inital
INRD – Indiana RailRoad
IR – Inventory Road or County Road
IRI – International Roughness Index
IRSF - Industrial Rail Service Fund
ISTDM – Indiana Statewide Travel Demand Model
ITP - Indiana Trails Program
ITR – Indiana Toll Road
ITRCC – Indiana Toll Road Concession Company
ITS – Intelligent Transportation Systems
KG - kilogram
KHCGCC - Kokomo-Howard County Governmental Coordinating Council
KIPDA – Kentuckiana Regional Planning and Development Agency

KIRPC - Kankakee - Iroquois Regional Planning Commission
LAF – Purdue Regional Airport
LEP – Limited English Proficiency
LOTTR – Level of Travel Time Reliability
LPA – Local Public Agency
LRSF - Local Road and Street Fund
LRTP – Long Range Transportation Plan
LSIORB - Louisville-Southern Indiana Ohio River Bridges
LTAP - Local Technical Assistance Program
M - Modification
MACOG - Michiana Area Council of Governments
MAP-21 Act – Moving Ahead for Progress in the 21st Century Act
MCCOG - Madison County Council of Governments
MPA - Metropolitan Planning Area
MPO – Metropolitan Planning Organization
Ms - Miss
MV – Minivan
MVHF - Motor Vehicle Highway Fund
NAAQS - National Ambient Air Quality Standards
NBI – National Bridge Inventory
NCIRPC - North Central Indiana Regional Planning Council
NEPA – National Environmental Policy Act
NET - Network
NHPP – National Highway Performance Program
NHS – National Highway System
NICTD - Northern Indiana Commuter Transportation District (South Shore Line)
NIPRA – Northern Indiana Passenger Rail Association
NIRCC - Northeastern Indiana Regional Coordinating Council
NIRPC - Northwestern Indiana Regional Planning Commission
NOFA - Notice of Funding Availability
NOx - nitrogen and oxygen gases
NPMRDS – National Performance Measure Records Data Set
OKI – Ohio-Kentucky-Indiana Regional Council of Governments
OMB – Office of Management and Budget
ORB – Ohio River Bridges
ORG - Organization
OT – Office of Transit
P.M. - Post Meridien
PDF - Portable Document Format
PE - Preliminary Engineering phase
PHED – Peak Hour Excessive Delay
PM2.5 - Particulate Matter 2.5
PMG – Program Management Group
PMTF – Public Mass Transportation Fund
RCC - Regional Coordinating Council
RD&T - Research, Development, and Technology
RD&TT - Research/Development and Testing
Region 3A - Region 3-A Economic Development District & Regional Planning Commission

River Hills - River Hills Economic Development District & Regional Planning Commission
RPC – Regional Planning Commission
RPO – Regional Planning Organization
RRGCF - Railroad Grade Crossing Fund
RSDs,b = travel time segment delay segment second and 15-minute bin for hour
RTP – Recreation Trail Program
RW - Right-of-Way phase
RWP – Right Wheel Path
SBA - Indiana State Budget Agency
SBN – South Bend International Airport
sec - seconds
SHSP - Strategic Highway Safety Plan
SIDC - Southern Indiana Development Commission
SIRPC - Southeastern Indiana Regional Planning Commission
SOV – Single Occupant Vehicle
SPMS - Scheduling Project Management System
SR – State Road
ST - Street
STBG – Surface Transportation Block Grant
STIP – State Transportation Improvement Program
STRAHNET - Strategic Highway Network
TAMP – Transportation Asset Management Plan
TAP - Transportation Alternatives Program
TCAPC - Area Plan Commission of Tippecanoe County
THAMPO - Terre Haute Metropolitan Planning Organization
TIGER - Transportation Investment Generating Economic Recovery
TIP - Transportation Improvement Program
TMA - Transportation Management Area
TMC – traffic message channel
TTTR – Truck Travel Time Reliability
U.S.C. – United States Code
UA - Urbanized Area
UAV – Unmanned Aerial Vehicles
UPWP - Unified Planning Work Program
US – United States
USACE – Unite States Army Corps of Engineers
USC – United Stats Code
USDOT – United States Department of Transportation
UZA – Urbanized Areas
VMT – Vehicle Miles Traveled
VN - Van
VOC - Volatile organic compounds

INTRODUCTION

The Indiana Department of Transportation (INDOT) Statewide Transportation Improvement Program (STIP) is a key document in the Federal transportation planning and programming process. States are required to develop STIPs to cover a period of no less than four years of federally-funded surface transportation projects in consultation with Metropolitan Planning Organizations (MPOs), Tribal governments, and local governments in nonmetropolitan areas, and with the participation of the public and interested parties; however, if the STIP covers more than four years, the Federal Highway Administration (FHWA) and the Federal Transit Administration (FTA) will consider the projects in the additional years as informational, as FHWA/FTA only recognizes the Fiscal Years (FY) 2022-2025 as being part of the official, Federally approved STIP. Any projects and/or phases of projects added in years outside of FY 2022-2025 are considered illustrative and are not part of the official, Federally approved STIP. .and thus are ineligible for federal funding at this time. Projects contained in the STIP must be consistent with the statewide transportation plan, identical to project phases in approved metropolitan transportation improvement programs and consistent with approved metropolitan transportation plans and must be in conformance with applicable State air quality implementation plans. STIPs must demonstrate fiscal-constraint and may include a financial plan, including project phases which the State reasonably expects can be fully funded within the specified time period, and illustrative projects that would be included if additional resources become available. States are required to update the STIP at least once every four years and the STIP and any amendments must be approved by FHWA and FTA.

The official STIP is the first four fiscal years (FY 2022 through FY 2025 years), though this STIP document does include a 5th year. The 5th year (FY 2026) is considered illustrative; it is not yet a part of the official STIP and is intended to provide the public with information about pipeline projects that are generally planned for FY 2026. Indiana's STIP is a four-year, fiscally constrained planning document (see Appendix A) that lists all projects expected to be Federally funded in years 2022, 2023, 2024, and 2025, as well as State funded projects that have been deemed regionally significant (see Appendix C and Appendix D). The five-year STIP was developed to go along with INDOT five-year construction plan. Regionally significant projects add capacity to roadways, are on a facility which serves regional transportation needs, and would normally be included in the modeling of the metropolitan area's transportation network. At a minimum, this includes all principal arterial highways and all fixed guideway transit facilities that offer a significant alternative to regional highway travel. The STIP includes investments in various modes, such as transit, highways, pedestrian and bicycle facilities, and is the means of implementing the goals and objectives identified in State and Metropolitan Long-Range Transportation Plans. Only those projects for which construction and operating funds can reasonably be expected to be available are included; however, the INDOT STIP updated on a two-year cycle to coincide with the Indiana General Assembly's two-year State budget cycle.

Developing and maintaining a STIP serves as a means for effective transportation planning across several key areas, including the following identified by FHWA:

- **Increasing public transparency** of the use of Federal funds for transportation projects by compiling all Federally-supported projects in one document
- **Ensuring appropriate consultation** among transportation planning partners in each State so that Tribal, local, and regional priorities are considered
- **Reflecting the multimodal nature of the Federal surface transportation program** and a focus on multimodal system efficiency by including projects across all modes of surface transportation.
- **Supporting sound financial planning** by requiring that the projected costs of included projects are consistent with funds reasonably expected to be available to implement the projects.
- **Improving the efficiency of oversight** of the use of Federal funds for transportation by requiring that all Federally-supported projects be listed in the approved STIP

The STIP is a collaborative effort of several statewide planning partners. So, who are they?

Metropolitan Planning Organizations (MPO) serve transportation planning needs in large urban areas, technically, metropolitan planning areas which the U.S. Census Bureau has identified as having over 50,000 in population and defines as an Urbanized Areas plus the surrounding area expected to become urban in the next 20 years. Indiana has 14 MPOs. Each MPO creates its own Transportation Improvement Plan (TIP) which is a four-year planning program, similar to the STIP, but only contains projects in the MPO's Metropolitan Planning Area (MPA). See Table 1**:** MPO & RPO Chart – Urban Areas on the next page.

For an interactive map and MPO contact information for the Indiana MPOs, visit the MPO Council website: http://www.indianampo.com/.

Regional Planning Organizations (RPO) are responsible for economic development planning and conducting limited transportation planning as part of INDOT's Small Urban and Rural Transportation Planning Assistance Program. They also serve as MPOs in some areas. Indiana has 12 RPOs. For an interactive map and contact information for RPO visit their website: http://www.iarc.cc/. See Appendix J for RPO map.

Table 1: MPO & RPO Chart – Urban Areas

Acronym	Urban Area	MPO	RPO	MPO	RPO
BMCMPO	Bloomington	•		Parts of Monroe County	
CAMPO	Columbus	•		Bartholomew, part of Shelby	
DMMPC	Muncie	•		Delaware	
EDCSI			•		Gibson, Posey, Vanderburgh, Warrick,
EIRPC			•		Fayette, Henry, Randolph, Rush, Union, Wayne;
EMPO	Evansville	•		Vanderburgh County (IN), Warrick County (IN) and Henderson (KY)	Gibson County (IN), Posey County (IN),
IMPO	Indianapolis	•		All of Marion County, part of Hamilton, Boone, Hendricks,	

				Morgan, Johnson, Shelby and Hancock Counties	
Indiana 15			•		Pike, Dubois, Orange, Spencer, Perry, Crawford;
KHCGCC	Kokomo	•		Howard County	
KIPDA	Louisville	•		Clark and Floyd Counties (IN), part of Harrison (IN), Bullitt (KY), Oldham (KY), Jefferson (KY);	
KIRPC			•		Newton, Jasper, Starke, Pulaski, White, Benton, Carroll
MACOG	South Bend-Elkhart	•	•	St. Joseph and Elkhart Counties	Marshall and Kosciusko Counties
MCCOG	Anderson	•	•	Madison, County and a small section of Delaware and Hancock Counties	
NIRCC	Fort Wayne	•	•	Allen County and a small section of Whitley County	Adams, DeKalb and Wells Counties
NIRPC	Northwest Indiana	•	•	Lake, Porter, LaPorte	
OKI	Cincinnati	•		Dearborn County (IN), Boone (KY), Kenton (KY), Campbell (KY), Butler (OH), Warren (OH), Hamilton (OH), Clermont (OH);	
Region 3A			•		LaGrange, Steuben, Noble, Whitley, Huntington;
River Hills			•		Washington, Scott, Clark, Floyd, Harrison;
SIDC			•		Greene, Knox, Daviess, Martin, Lawrence;
SIRPC			•		Decatur, Franklin, Jennings, Ripley, Dearborn, Jefferson, Ohio, Switzerland;
TCAPC	Lafayette	•		Tippecanoe. Carroll	
THAMPO	Terre Haute	•		Vigo County and Northern third of Clay County	WCIEDD is the RPO that covers Vermillion, Sullivan, southern Clay, Parke, Putnam;

Local Government Groupings

For purposes of this program, local units of government are grouped into one of four categories based on the latest United States Census. It is important to understand what these are. See Table 2 on the next page.

- Group I (urbanized) Cities: Population at, or greater than, 200,000.
- Group II (urbanized) Cities: Population at, or greater than, 50,000 but less than 200,000.

- Group III (urbanized) Cities and Towns: Population over 5,000 and fewer than 50,000.
- Group IV (rural) Towns: Population under 5,000.
- Group IV (rural) County: Any county regardless of population.

Group I and II areas receive an annual budget of Surface Transportation Block Grant Program (STBG) funds through their MPOs. These MPOs are units of general-purposes local government. Projects are selected for federal aid by the MPOs via an established process of their own. INDOT does not select, or approve, these projects.

Group III and IV also has an annual budget, but it is not allocated to any particular unit of local government. Counties, cities, and towns in these groups apply to INDOT for funding on a project-by-project basis if, and only if, applications are being accepted. For these areas, INDOT has an established application and review process. INDOT reviews and approves these projects for federal aid.

Table 2 - Local Government Groupings.

	Program Locations		Source of Federal Funding		Primary Project Selection Decision Maker		
Federal Highway Funds Program	Inside MPO Urbanized Area (UA)	Outside MPO Urbanized Area [1]	MPO	INDOT	MPO	INDOT	Remarks
STBG Group I	●		●		●		Program applies to all UA with population at, or greater than 200,000
STBG Group II	●		●		·		Program applies to all UAs with population at, or greater than 50,000 but less than 200,000.
STBG Rural		●	●	●	●	●	Program applies to cities & towns with populations over 5,000 but less than 50,000.
STBG Group IV		●	●	●	●	●	Program applies to all counties as well as cities & towns with populations less than 5,000.
Transportation Alternatives	●		●		●		Projects selection requires validation by the FHWA.
		●		●		●	
Highway Safety Improvement Program (HSIP)	●		●		●		Project selection requires validation by the State Highway Committee.
		●		●		●	
Congestion Mitigation and Air Quality (CMAQ)	●		●		●		Project selection requires validation by FHWA,
		●		●		●	

[1] An MPO may choose to fund a project under this program that is outside their UA, but within their Metropolitan Planning Area (MPA). If the MPO makes this decision it will also make the project selection decision.

The boundary is established by the governor and individual Metropolitan Planning Organizations within the state, in accordance with federal metropolitan planning regulations. See Appendix J for MPO map.

INDOT is responsible for statewide planning, while MPOs are responsible for transportation planning in an urban area over 50,000 in population. Each MPO develops its own TIP that governs the projects list within its Metropolitan Planning Area (MPA). MPO TIPs may be incorporated by reference or directly into the STIP, but in Indiana MPO TIPs are incorporate into the STIP by reference. Appendix I contains a listing of the approved MPO TIP letters. has the MPO Approval Letters. MPO TIPs may be incorporated into the STIP by reference or directly. INDOT has elected to incorporate the MPO TIPs into its STIP by reference.

The STIP includes projects from all 14 individual TIPs, which feed directly into the document, in addition to all projects outside of those designated urbanized areas. For those projects that are located within an MPO's MPA, the project is not eligible for Federal funding until the project is included in an approved MPO TIP and then the INDOT STIP by reference. Without inclusion in an approved TIP and STIP, a project is not eligible for federal funding. There is a limited supply of funds that INDOT receives from the Federal Government to program in the STIP; therefore, programming those funds requires maintaining a balance between needs and priorities, project eligibility determinations, project readiness and timing, and funding availability. In order for Indiana to receive Federal funding, the STIP must demonstrate conformity to Federal guidelines and regulations set out in the current transportation bill and be approved by FHWA and FTA. Federal regulations related to the STIP apply equally to all of the 50 states and do not take into account individual state's size, legislative processes or budget cycles.

For a brief history on the metropolitan planning process that is adhered to by states and local governments and leads to the creation of planning documents such as the STIP, we must look back to the foundation of urban transportation planning in the early 1960's. With the Federal Aid Highway Act of 1962, it was federally mandated, as a condition for receiving Federal financial aid, that planning for transportation projects in urbanized areas of 50,000 or more – as defined by the U.S. Census Bureau – be based on a "continuing, comprehensive and cooperative planning process." This is now commonly referred to as the "3C Process", and is still the foundation of transportation planning, leading to a cohesive planning effort on behalf of state and local governments, and resulting in the creation of MPOs and RPOs.

Learn more history about MPOs, RPO's and the early evolution of urban transportation planning from AMPO.

Moving forward to today, the 3C process as a framework for making transportation investment decisions in metropolitan areas is continued through the transportation legislation Fixing America's Surface Transportation Act (FAST Act).

Access the USDOT Fact Sheet on Metropolitan Planning under FAST Act here

The INDOT, Office of Technical Planning and Office of Local Planning Agency (LPA) and Grant Administration, develops the STIP in **cooperation** with the MPOs and in **consultation** with the RPO and Non-Metropolitan local officials. INDOT reviews and the Governor approves the MPO's TIPs for incorporation into the STIP via reference. This **comprehensive** process follows the 3C components of transportation planning. The STIP is developed in accordance with the terms and provisions of the Federal Highway funding bill Fixing America Surface Transportation (FAST) Act. According to these regulations as published in 23 CFR § 450.326, a STIP:

- must be developed once every four years.
- must cover a minimum of four years.
- must list projects in order by year.
- must be financially constrained by year.
    - must include a financial plan that demonstrates listed projects can be implemented using current and anticipated revenue sources.
- must include all regionally significant projects that could affect air quality.
- must come from conforming State and Metropolitan Long Range Transportation Plans
    - must be found to meet air quality conformity requirements found within the State Implementation Plan (SIP); and
    - individual project entries must contain the following information:
    - project description, including sufficient detail to identify the project phase and, in nonattainment or maintenance areas, sufficient description to permit air quality analysis according to the U.S. Environmental Protection Agency's (EPA) conformity regulations.
    - specific project budget, including, total cost, Federal share and source by year, other funding shares and sources by year and
    - identification of agencies responsible for carrying out the project of phase.

This STIP is intended to satisfy the requirements of 23 U.S.C. Sections 134 and 135 and their implementing regulations 23 CFR 450 and 49 CFR 613. This STIP has been prepared in accordance with joint FHWA/FTA regulations (23 CFR Part 450 and 49 CFR Part 613) accounting for related statutory changes in Public Law 112-141 Moving Ahead for Progress in the 21st Century Act, along with Public Law 114-357 Fixing America’s Surface Transportation Act (FAST Act) enacted on December 4, 2015. This overall multi-modal STIP reflects INDOTs currently approved state and local programs within the limits of apportioned federal aid. All projects in the 2022-2025 timeframe are affordable and selected for implementation. Any subsequent changes in the project listing involving the addition or deletion of projects or significant changes in project schedule or estimated cost will be processed in accordance with the STIP amendment process outlined herein prior to requesting obligation of funds.

PUBLIC INVOLVEMENT PROCESS

Including the public in the transportation planning process is not only a requirement for a sound, transparent planning process, it is also a Federal requirement for projects funded with FHWA and FTA dollars. Public involvement and citizen engagement in the planning process for the STIP occurs at various levels, as each MPO/RPO solicits public involvement on their respective projects per each MPO Public Participation Plan.

This INDOT FY 2022 – 2026 STIP public involvement process is a two-fold process with two rounds of public meetings, the first round took place in April 2021 and the second round will be taking place in December 2021. After the April public meetings were completed, INDOT discovered that the draft STIP document contained many project listing discrepancies between the draft STIP and the MPO TIPs. As a result, INDOT made a decision to pause, delayed the final process of submitting the draft STIP to the FHWA and FTA until all discrepancies could be identified and corrected in the draft STIP. Since the corrections resulted in changes to the draft STIP, it was also decided to conduct a second round of public involvement in order to explain any changes to the public and to provide the public with additional opportunities to provide input. This section of the STIP is divided into the two phases of public involvement. The first, spring 2021 phase and the second and final December 2021 phase.

For the first STIP public involvement occurred April 2021. INDOT had a publicly advertised open public comment period for the STIP and it held virtual town hall State Transportation Improvement Program meetings. Table 3 list dates of the public meetings.

Table 3: INDOT Public Meeting Schedule for the First Phase, Spring, 2021 Meetings

INDOT Phase 1 Virtual Town Hall Meetings Statewide Transportation Improvement Program	
April 21, 2021 – 6 pm	April 28, 2021 – 6 pm
April 29, 2021 – 1 pm	May 4, 2021 - 1 pm

The public comments matter to INDOT when it comes to improving Indiana's roads, bridges, pedestrian trails and more. The citizens across the state can discuss transportation issues, programmed projects and to provide time for public involvement in the development of their transportation programs 24/7 by calling 1-855-INDOT4U (1-855-463-6848) or visit the website http://www.indot4u.com.

After introductions to the plan and the INDOT staff present, meeting attendees were able to ask questions via phone or type comments of different planning groups that contributed to the STIP; from freight, bike/pedestrian planning, transit and other specific to INDOT.

The public meetings were announced in various ways. A press release containing date, time, and location of the meetings, as well as an INDOT contact, was distributed to statewide broadcast media via email. A sample of the notification correspondence to several local officials and transportation stakeholders using the LTAP directory are located in Appendix F. Releases were also sent to local elected officials, cities and towns, and recipients of the Office of Public Involvement listserv. The meeting notices were also posted on INDOTs website and shared on social media outlets including, Facebook, Twitter, and YouTube.

To facilitate TIP/STIP coordination, the draft STIP list of active projects was generated from Scheduling Project Management System (SPMS).

Continuously throughout the STIP development period, the INDOT district staff works with local officials and MPOs to learn the needs of local communities and regions, and to answer questions regarding INDOT projects. The district then communicates this valuable information to the central office staff. The coordination process is done primarily via conference calls and emails.

In addition to public meetings, INDOT also publishes a draft version of the new STIP on the web and accepts comments via mail and email. The Draft 2022-2026 STIP was posted for public comment for more than 30 days, from April 9, 2021 through May 25, 2021 at 11:59 pm. A public comment form was available for submitting questions and comments directly to INDOT via the phone, website, mail, and paper version of this comment form was also available at all the public meetings.

The first phase of STIP public involvement that was in April public comments received by INDOT and the INDOT responses can be found in Appendix G of this document.

For the Second STIP, December 2021 public involvement phase INDOT published the revised draft STIP on its website and publicly advertised an open public comment period for the STIP. In addition, INDOT has scheduled four “Virtual” meetings that will be hosted from December 14 – 16, 2021.

Figure 2: INDOT District Map

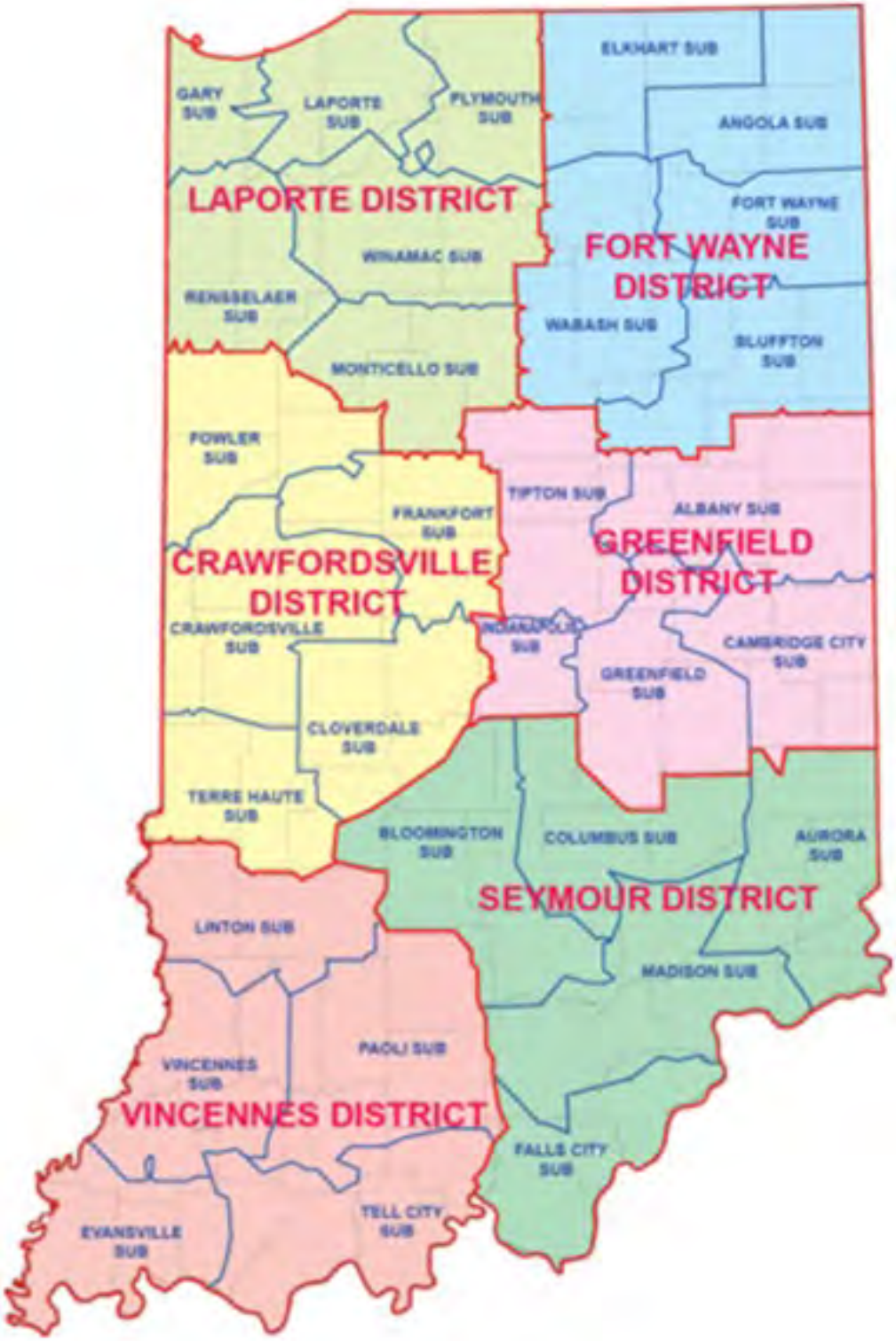

Virtual town hall State Transportation Improvement Program meetings are scheduled. The dates of the meetings are as follows in Table 4.

Table 4: INDOT Public Meeting Schedule for the Second Phase, Meetings

INDOT Phase 2 Virtual Town Hall Meetings Statewide Transportation Improvement Program	
December 14, 2021 - 6 p.m. EST	**December 16, 2021 - 1 p.m. EST**
December 15, 2021 - 6 p.m. EST	**December 16, 2021 - 6 p.m. EST**

A flyer was delivered to INDOT's MPO and RPO planning partners. The planning partners were also asked to distribute the flyer through their public involvement process.

Comments received through the second phase STIP public Involvement process are listed in Appendix F, along with INDOT's responses to the comments that are listed in Appendix G.

INDOT has made efforts to evaluate and improve the planning and program process to ensure compliance with environmental justice regulations. A Public Involvement Procedures Manual contains special outreach methods to increase minority and low-income population group participation. Some of the efforts that INDOT has undertaken for this STIP are listed in the following bullet points.

- INDOT has secured the services of a specialized consulting team that will provide a level of analysis and to build an Equity Atlas web map which will be used to target the underserved communities and vulnerable populations within Indiana. This tool will be employed to assess the level of outreach reaching underserved communities for these STIP meetings. The mapping tool will also be used by INDOT to help ensure that it's public involvement messaging reaches the next level of engagement to provide maximum opportunity for Indiana's underserved and low-income populations to access and comment on INDOT planning documents such as the STIP.
- To date, district level socio-economic profiles for each district with an infographic on information has been developed and is displayed in Appendix K.
- INDOT will be forward notification flyers to all local libraries through our State Library that will provide information on the STIP, comment period, INDOT's STIP website where the public can download, and view recording of the 4-virtual meetings, meeting and be able to submit comments.
- INDOT has also forwarded STIP meeting notification flyers to its MPO, RPO, and LTAP partners, asking them to post on their own website and to share through their own, internal IJ notification process.
- In addition, INDOT Planning will work through the Title VI and ADA Team, leveraging their contact list to send out the STIP notifications.

Table 5: INDOT Public Meeting Schedule for the Third Phase, Meetings

INDOT Phase 3 Virtual Town Hall Meetings Statewide Transportation Improvement Program	
February 8, 2022 at 1 pm	February 9, 2022 at 6 pm

INDOT has made some significant revision to the draft 2022-2026 STIP document. As a result, INDOT has also extended its public comment period for the draft FY2022-2026 STIP to February 16, 2022, and setting up two additional, virtual public involvement meetings.

Public input is critical for ensuring INDOT is carrying out the construction plan and our planning process in a manner that meets the public's needs. Our intent is to raise awareness to local communities and the traditionally underserved populations as well as provide access to information, comment opportunities, and virtual public meetings specific to the STIP.

A notification flyer that provides general information of the STIP was delivered to INDOT's MPO, RPO planning partners and local libraries throughout Indiana if there's PC or Wi-Fi accessibility issues. In the flyer there's links to information or a QR code can be scanned to access the INDOT STIP website that will have the latest information on the revised draft document, access to the document, access to virtual public events and event recordings, and public comment forms.

Comments received through the third phase STIP public Involvement process are listed in Appendix F, along with INDOT's responses to the comments that are listed in Appendix G.

PERFORMANCE-BASED PLANNING, ASSET MANAGEMENT AND PERFORMANCE TARGETS

The Moving Ahead for Progress in the 21st Century Act (MAP-21) and FAST Acts require the incorporation of Performance-Based Planning and Programming (PBPP) in the development of the State's Long-Range Transportation Plan and the STIP. Incorporating INDOT's PBPP into the STIP will contribute to the achievement of National Performance goals (23 USC 150). The Statewide and Nonmetropolitan Transportation Planning; Metropolitan Transportation Planning; Final Rule further defined that the STIP shall include, to the maximum extent practicable, a description of the anticipated effect of the STIP toward achieving the performance measure targets identified in the statewide transportation or State Performance-based plan(s), linking investment priorities to those performance targets (23 CFR 450.218(q)).

23 USC 150: National performance measure goals are:

- **Safety** -To achieve a significant reduction in traffic fatalities and serious injuries on all public roads.
- **Infrastructure Condition** -To maintain the highway infrastructure asset system in a state of good repair.
- **Congestion Reduction** - To achieve a significant reduction in congestion on the National Highway System.
- **System Reliability** - To improve the efficiency of the surface transportation system.
- **Freight Movement and Economic Vitality** - To improve the national freight network, strengthen the ability of rural communities to access national and international trade markets, and support regional economic development.
- **Sustainability** -To enhance the performance of the transportation system while protecting and enhancing the natural environment.
- **Reduced Project Delivery Delays** - To reduce project costs, promote jobs and the economy, and expedite the movement of people and goods by accelerating project completion through eliminating delays in the project development and delivery process, including reducing regulatory burdens and improving agencies' work practices https://www.fhwa.dot.gov/tpm/about/goals.cfm.

The Indiana Department of Transportation's Long Range Transportation Plan (LRTP) and FY 2022-2026 STIP identifies the agency's policy and defines the agency's overall goals and objectives, primary of which are:

- Preservation of the existing State transportation network using asset management principles. This involves keeping the existing state transportation network in a good state of repair and functioning in an efficient manner.
- Completing projects that have begun on time and under budget - simply, finish what we started.
- Plan and build for the future. INDOT will continue to employ and improve the data driven Asset Management process to deliver the Next Level Road and Bridge Plan to improve pavement and bridge quality, safety, and mobility.

The 2045 INDOT Long Range Transportation Plan (LRTP) provides the framework that guides the development of several planning documents and initiatives to help make decisions about transportation funding and asset management:

- The most recent 2016 Strategic Highway Safety Plan (SHSP)
- The most recent 2018 INDOT Freight Plan
- The INDOT Transportation Asset Management Plan (TAMP)
- The FY 2022-2026 Statewide Transportation Improvement Program (STIP)

Figure 1: TAMP relate to INDOT's other planning documents

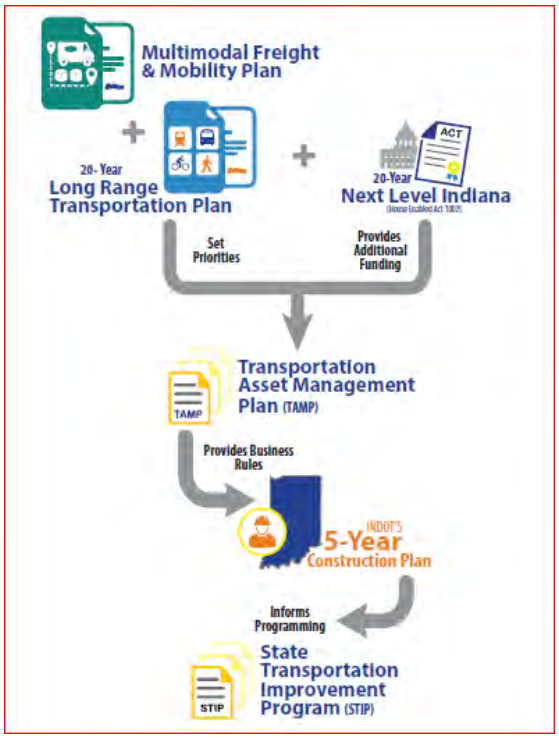

The relationship of the TAMP to INDOT's other planning documents. INDOT uses several planning documents and initiatives to help make decisions about transportation funding and assessment management. The TAMP aligns with the Next Level Indiana legislation and governs the decision that results in development of the INDOT 5-year construction plan, and the STIP. See figure 1.

These planning documents and initiatives are linked as following:

- Indiana General Assembly passed House Act 1002, also known as Next Level Indiana. The legislation funds preservation and construction projects for Indiana 's transportation systems over the next 20 years.
- The legislation provides a basis for the financial plans outlined in the TAMP.
- The 20-year LRTP and Multimodal Freight and Mobility Plan sets out INDOT's long-term objectives. INDOT's long-term objectives provide guidance for the overall development of the TAMP.
- The TAMP describes the responsibilities of the Asset Management teams that develop the bridge and pavement business rules.
- The business rules define the decision-making process used to develop the INDOT 5-year construction plan.
- The 5-year construction plan provides the foundation for projects included STIP.

The LRTP establishes performance measures that in turn support INDOT's goals and objectives. Performance measures provide INDOT with the strategic framework to evaluate how successfully transportation goals and objectives are met. Using a performance-based approach to investment decisions provides INDOT a transportation system more in-line with identified goals of safe and reliable travel, a well-maintained system, and efficient movement of people and goods across the state.

INDOT performance measures are strategically developed to align with Federal performance measures to support national transportation performance goals. Federal performance measures became codified with the passage of the FAST Act. Since that time, the US Department of Transportation has gone through a lengthy rule-making process. The safety rule measures became effective in 2016. The pavement and bridge condition and National Highway System (NHS), freight, and Congestion Mitigation and Air Quality (CMAQ) performance rules became effective in 2017.

The National Highway System consists of roadways important to the nation's economy, defense, and mobility. The National Highway System (NHS) includes the following subsystems of roadways (note that a specific highway route may be on more than one subsystem):

- **Interstate:** The Eisenhower Interstate System of highways retains its separate identity within the NHS.
- **Other Principal Arterials:** These are highways in rural and urban areas which provide access between an arterial and a major port, airport, public transportation facility, or other intermodal transportation facility.
- **Strategic Highway Network (STRAHNET):** This is a network of highways which are important to the United States' strategic defense policy and which provide defense access, continuity and emergency capabilities for defense purposes.
- **Major Strategic Highway Network Connectors:** These are highways which provide access between major military installations and highways which are part of the Strategic Highway Network.
- **Intermodal Connectors:** These highways provide access between major intermodal facilities and the other four subsystems making up the National Highway System. A listing of all official NHS Intermodal Connectors is available.

The National Highway System (NHS) includes the Interstate Highway System as well as other roads important to the nation's economy, defense, and mobility. The NHS was developed by the Department of Transportation (DOT) in cooperation with the states, local officials, and metropolitan planning organizations (MPOs).

The TAMP provides detailed information on initiatives, associated methods for prioritizing projects, agency goals, objectives, and investment strategies, and resulting bridge and pavement conditions based on 10-year spending plans. INDOT also has a SHSP that sets priorities for the primary safety focused programs and guides the DOTs, MPOs, and other safety partners in addressing safety across the state. The INDOT freight plan and Long-Range Transportation Plan are also used to inform the TAMP.

The TAMP is a management tool that brings together all related business processes, as well as internal and external stakeholders, to achieve a common understanding and commitment to improve the state's bridges and roads over the next 10 years. The TAMP describes INDOT's current asset management practices and identifies planned enhancements. The TAMP also describes existing conditions of the transportation network and provides a 10-year plan for managing the state highway system, including goals, performance targets, funding levels, and investment strategies.

INDOT's asset management program provides a framework for making decisions that will optimize, sustain, and modernize infrastructure performance. INDOT collects and synthesizes information about its facilities to help it make rational and well-informed investment decisions. In addition, INDOT has recently linked its asset management system with its capital programming process, resulting in a new Asset Management/Capital Program Management process that includes identification, ranking, selection, and project portfolio development.

INDOT has two groups involved in developing and updating the TAMP - the Program Management Group (PMG); and the Asset Management Teams.

The PMG is supported by the Executive Funds Team and the Commissioner of INDOT. The PMG consists of senior managers and technical leaders who oversee the Asset Management Teams. The PMG meets regularly to review proposed changes and quarterly to discuss issues in asset management. The PMG provides overall guidance on development of all program prioritized project lists and evaluates the performance of assets in relation to available funding.

In coordination with PMG, Asset Management Teams consider issues related to traffic mobility, roadway/pavement, bridge, and traffic safety. Each team consists of a committee chair, vice chair, and systems assessment or district representatives from each district. The teams meet every month to:

- Evaluate the merit of proposed projects
- Perform quality assurance on proposed projects
- Ensure that all proposed projects report accurate data
- Develop scoring systems to prioritize projects
- Establish statewide project rankings

Specific activities of each team are as follows:

- **Traffic Mobility Team:** makes recommendations on project priorities; reports on asset financials; serves as a change management reviewer to ensure that projects in development meet their purpose and need; and provides overall program fiscal management.
- **Roadway/Pavement Team:** assesses, scores, and prioritizes the merit of pavement-related candidate projects functioning to preserve or modernize road geometrics and pavement.

• **Bridge Team:** makes judgment on bridge priorities to maintain and enhance/modernize existing bridges and small structures.

• **Traffic Safety Team:** assesses, prioritizes, and makes recommendations for funding of infrastructure and non-infrastructure projects to improve safety performance on INDOT roads.

INDOT, in cooperation with the MPOs, has established specific performance targets for the Indiana transportation system. Safety Targets are established on a year-to-year basis. The performance targets are established on a four-year cycle. However, based on its performance reporting at the two-year mark, INDOT is permitted to make adjustments to its performance targets on a one-time basis which it has done in some cases. The following tables list the specific INDOT performance targets as established per year. The fatality rate and the serious injury rate are the rates per 100 million vehicles miles of traveled.

Table 5: Safety Performance Measure

SAFETY PERFORMANCE MEASURE	2022 TARGET	2023 TARGET	2024 TARGET	2025 TARGET
Number of Fatalities	815	890	908	818
Number of Serious Injuries	3,480	3502	3468	3312
Fatality rate	1.036	1.087	1.097	1.006
Serious Injury Rate	4.347	4.234	4.178	4.088
Total Number of Non-motorized Fatalities and Serious Injuries	417	394	406	394

Table 6: INDOT Performance Measure Targets

INDOT PERFORMANCE MEASURE TARGETS						
Pavement and Bridge Performance		**Baseline**	**2-Year Condition/ Performance**	**2-Year**	**4-Year**	**4-Year Adjustment**
Percentage of Pavements of the Interstate System in Good Condition			**56.5%**		**84.2%**	**50%**
Percentage of Pavements of the Interstate System in Poor Condition			**0.5%**		**0.8%**	
Percentage of Pavements on Non-Interstate NHS in Good Condition		**63.3%**	**64.9%**	**78.7%**	**78.7%**	**40%**
Percentage of Pavements on Non-Interstate NHS in Poor Condition (Full Distress + IRI)		**5.3%**	**44.8%**	**3.1%**	**3.1%**	
Percentage of NHS Bridges Classified as in Good Condition		**50.0%**	**48.0%**	**48.3%**	**48.3%**	**47.20%**
Percentage of NHS Bridges Classified as in Poor Condition		**2.3%**	**2.6%**	**2.6%**	**2.6%**	**3.10%**
PM 3 Performance	**Measure Units**	**Baseline**		**2-Year**	**4-Year**	**4-Year Adjustment**
#1: Level of Travel Time Reliability (LOTTR) for Interstates Statewide	% OF PERSON Miles Reliable	**93.8%**	**93.7%**	**90.5%**	**92.8%**	
#2: LOTTR for Non-Interstate NHS Statewide	% OF PERSON Miles Reliable	**91.9%**	**97.0%**		**89.8%**	
#3: Truck Travel Time Reliability (TTTR) for Interstates Statewide	TTTR Index	**1.23**	**1.25**	**1.27**	**1.24**	**1.3**
#4 Peak Hour Excessive Delay (PHED) for NHS - Indianapolis Urbanized Area	Annual hours of PHED per capita	**10.13**			**5.73**	
#4: Peak Hour Excessive Delay (PHED) for NHS - Entire Illinois Indiana-Chicago Urbanized Area	Annual hours of PHED per capita	**14.8**			**15.5**	

#5: Non-Single Occupancy Vehicle (SOV) - Travel Indianapolis Urbanized Area	% of non-SOV Travel	**16.3%**		**16.3%**	**16.3%**	
#5: Non-Single Occupancy Vehicle (SOV) - Entire Illinois-Indiana-Chicago Urbanized Area	% of non-SOV Travel	**30.6%**		**31.6%**	**32.1%**	
#6: CMAQ Project Emissions Reduction - Statewide for VOC	Emissions Reduction (kg)	**2,641.02**		**1,600.0**	**2,600.0**	
#6: CMAQ Project Emissions Reduction - Statewide CO	Emissions Reduction (kg)	**13,939.45**	**2,245.090**	**200.0**	**400.0**	
#6: CMAQ Project Emissions Reduction - Statewide for NO_x	Emissions Reduction (kg)	**4,576.37**	**2,737.320**	**1,600.0**	**2,200.0**	
#6: CMAQ Project Emissions Reduction - Statewide for PM10	Emissions Reduction (kg)	**4.07**	**168.042**	**0.30**	**0.50**	
#6: CMAQ Project Emissions Reduction - Statewide for PM2.5	Emissions Reduction (kg)	**179.17**		**20.0**	**30.0**	

In table 6 is INDOT Performance Measure Targets. See Appendix H to see how the INDOT Performance Measure Targets were developed.

National Transit Database (NTD) Fleet Performance Targets

INDOT is the Group TAM (Transit Asset Management) Plan Sponsor for plan for Tier II providers throughout the State.

Each year, INDOT submits updated performance targets to the NTD. The NTD reported targets are based strictly on the number of vehicles which have or have not met their Useful Life Benchmark (ULB). The ULB for all vehicles covered by INDOT is four years. We have four types of vehicles Auto (AO), Cutaway (CU), Minivan (MV), and Van (VN). The current performance targets for these vehicles are listed below:

Asset (Vehicle) Type:	**Exceeds ULB**
Auto (AO)	94%
Cutaway (CU)	55%
Minivan (MV)	66%
Van (VN)	93%

INDOT understands the importance of linking goals, objectives, and investment priorities to stated performance objectives, and that establishing this link is critical to the achievement of national transportation goals and statewide and regional performance targets. The FY 2022 - 2026 STIP planning process directly reflects the goals, objectives, performance measures, and targets as they are available and described in other State and public transportation plans and processes; specifically, TAMP, the Freight Plan, SHSP and, The INDOT LRTP and MPO Metropolitan Transportation Plans.

To support progress towards achieving INDOT's statewide Performance targets, the FY 2022 - 2026 STIP has programmed nearly $3.5 Billion in Federal funding over the course of the next four fiscal years to the following performance targets:

A total of $ $601,897,684 has been programmed in the FY 2022 -2026 STIP towards achieving the Safety Performance Target.

A total of $ 576,256,310 has been programmed in the FY 2022 – 2026 STIP towards achieving the NHS Bridge Performance Target.

A total of $1,270,142,747 has been programmed in the FY 2022 – 2026 STIP towards achieving the NHS Pavement Performance Target.

A total of $797,618,226 has been programmed in the FY 2022 – 2026 STIP towards achieving the System Performance and Freight Performance Target.

A total of $102,012,066 has been programmed in the FY 2022 – 2026 STIP towards achieving the CMAQ Traffic Congestion and Emissions Performance Target.

PERFORMANCE TARGET	Fiscal Year 2022	Fiscal Year 2023	Fiscal Year 2024	Fiscal Year 2025	TOTAL ESTIMARED STIP FINANCIAL COMMITMENT FOR PERFORMASSNCE TARGET
SAFETY	$125,450,870	$220,953,659	$191,968,112	$63,525,043	$601,897,684
BRIDGE	$127,152,940	$213,803,861	$159,395,323	$75,904,186	$576,256,310
PAVEMENT	$309,758,881	$136,261,150	$237,054,435	$587,068,281	$1,270,142,747
SYSTEM PERFORMANCE & FREIGHT	$175,196,537	$63,228,502	$278,353,479	$280,839,708	$797,618,226
CMAQ TRAFFIC CONGESTION	$29,021,779	$16,193,731	$45,047,725	$11,748,831	$102,012,066

In addition, each project listing also contains a field which identifies which performance measure is best impacted (improved) by the project.

PERIODIC EVALUATION OF FACILITIES REPEATEDLY REQUIRING REPAIR AND RECONSTRUCTION DUE TO EMERGENCY EVENTS

Federal Transportation Regulations require state DOTs to conduct periodic statewide evaluations to determine if there are reasonable alternatives to roads, highways, and bridges that have required repair and reconstruction activities on two or more occasions due to emergency events.

To comply with this requirement, INDOT has conducted an evaluation and compiled a listing of the identified locations in Indiana where emergency events have resulted in repairs to its transportation infrastructure. The locations and dates where emergency repairs utilizing federal Emergency Relief funds have taken place are illustrated on the following map. To comply with this requirement, INDOT has conducted an evaluation and compiled a listing of the identified locations in Indiana where emergency events have resulted in repairs to its transportation infrastructure. The locations and dates where permanent emergency repairs utilizing federal Emergency Relief funds have taken place are illustrated on the following map. INDOT has identified only one location where two permanent repairs caused by different events on the same facility. The location is in Spencer County in southwestern Indiana on State Road 66, approximately 2.5 miles west of State Road 70. The emergency repairs were slide repairs to restore the roadway. INDOT will continue to monitor locations where emergency repairs have been needed and will review and update the entire evaluation once every four years.

If in the future, a second emergency-situation occurs where repairs are required at any of the locations identified, INDOT will review alternatives and enhancements intended to mitigate or eliminate the need for any future emergency repairs at the same location. For example, if a bridge keeps washing out during a flood, INDOT could consider raising the bridge or installing an overflow structure.

To better inform the STIP, any projects programmed or amended into the STIP at locations that have had a permanent ER repair will have alternatives considered to mitigate the need for future emergency repairs. In locations that fall within or that will impact an MPO's Metropolitan Planning Area, INDOT will also consult with our MPO partners regarding those alternatives.

Emergency Relief Projects

Location Known

Location Assumed

Duplicate Location

On Federal Aid

CountyBoundary

N
W E
S

Date: 3/1/2021

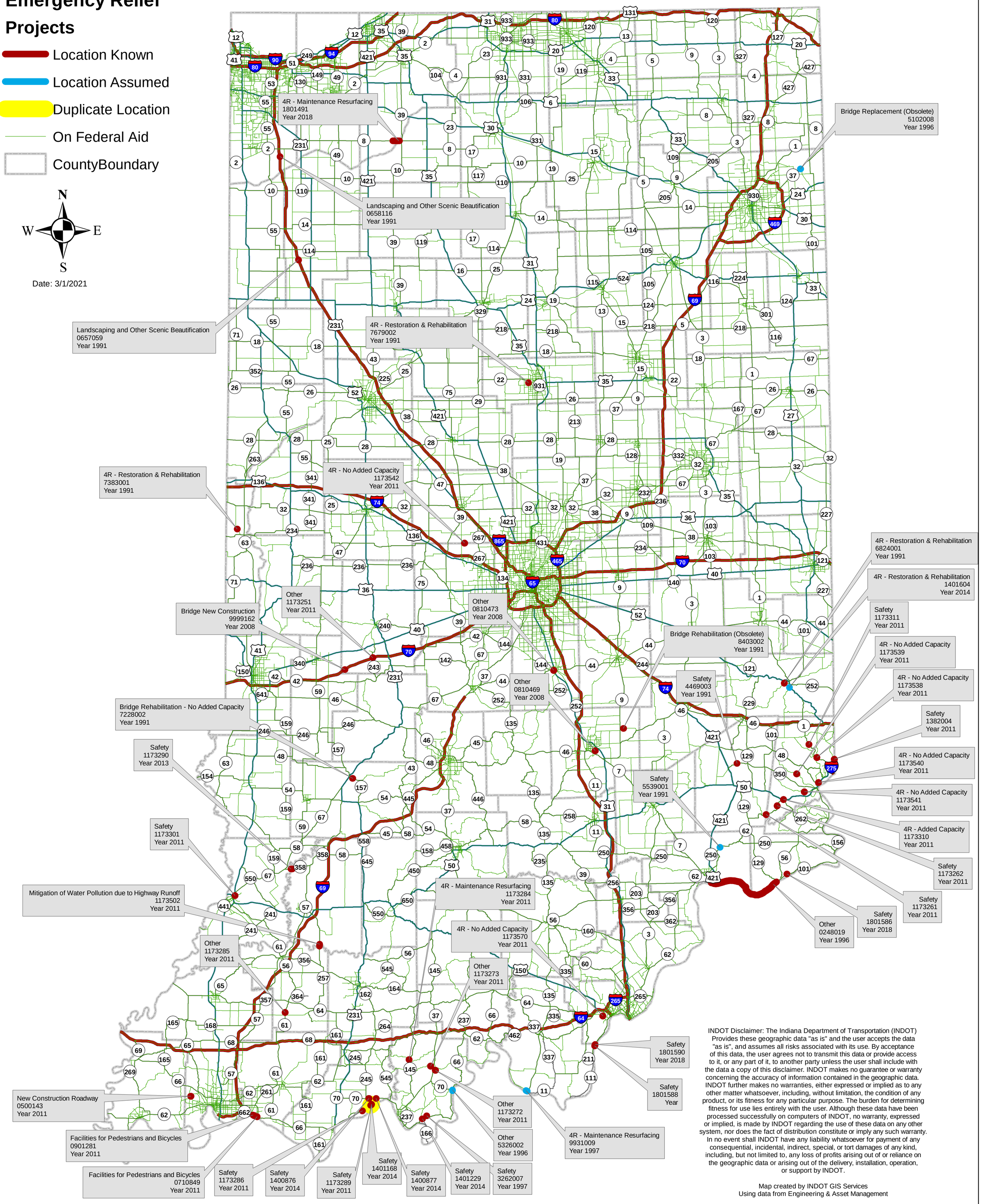

INDOT Disclaimer: The Indiana Department of Transportation (INDOT) Provides these geographic data "as is" and the user accepts the data "as is", and assumes all risks associated with its use. By acceptance of this data, the user agrees not to transmit this data or provide access to it, or any part of it, to another party unless the user shall include with the data a copy of this disclaimer. INDOT makes no guarantee or warranty concerning the accuracy of information contained in the geographic data. INDOT further makes no warranties, either expressed or implied as to any other matter whatsoever, including, without limitation, the condition of any product, or its fitness for any particular purpose. The burden for determining fitness for use lies entirely with the user. Although these data have been processed successfully on computers of INDOT, no warranty, expressed or implied, is made by INDOT regarding the use of these data on any other system, nor does the fact of distribution constitute or imply any such warranty. In no event shall INDOT have any liability whatsoever for payment of any consequential, incidental, indirect, special, or tort damages of any kind, including, but not limited to, any loss of profits arising out of or reliance on the geographic data or arising out of the delivery, installation, operation, or support by INDOT.

Map created by INDOT GIS Services
Using data from Engineering & Asset Management

Document Path: I:\SAPS Project Folder\Todd Shields\Emergency Relief Maps 2.3.21\Updated 2.25.21\ER Final.mxd

ANNUAL PROGRAM DEVELOPMENT PROCESS

The Annual Program Development Process (APDP) is a comprehensive set of procedures for project development on the INDOT transportation system. The APDP process provides the mechanism for new projects to be considered for inclusion in the INDOT 5-Year Construction Plan and the STIP document.

The 5-Year Construction Plan is essentially INDOT's five year, rolling production schedule; the planned pipeline of projects for the next five years from 2022 through 2026. The STIP however is required by regulation to list all federally funded projects that will require a Federal Action during a four-year time frame and all projects that are defined as "Regionally Significant," regardless of funding source; that are programmed for fiscal years 2022 through 2025 (§ 450.218 Development and content of the STIP). The State shall develop a statewide transportation improvement program (STIP) for all areas of the State.

For transparency purposes and to better inform the public about those projects that are currently programmed for that fifth year of the production schedule, INDOT has elected to include a project listing for Fiscal Year 2026 in this document. The 2026 projects are not a part of the official 2022 to 2026 STIP but rather, are listed as "illustrative" projects to better inform the public of the projects that are currently in the INDOT project production pipeline. Any project or project phase listed in the illustrative year(s) may be advanced to years 2022-2025 only by an amendment to the STIP (and TIP if applicable).

The project development process is as follows:

Call for New State Projects and Program Revision

The purpose of the Call for New State Projects and Program Revision, commonly referred to as the "call" is to give the opportunity for submittal of projects, which can originate from cities, towns, Counties, RPOs and MPOs through one of INDOT's six Districts. Those projects are then reviewed/prioritized at the District level and passed on to the State level for final refinement and project selection. The State level groups who evaluate the projects are referred to as **Asset Management Teams,** and each team has a different area of focus. When projects make it through the selection process and receive final approval to advance, they are programmed into the STIP for the year in which the work phase is intended to be done. The call for projects also provides an opportunity for agencies outside of INDOT to comment on the existing program.

The steps in a call for projects are as follows.

District level project planning:

1. **Receive Preliminary Budget Estimates** – The Program Management Group (PMG) will ask the Capital Program Funds Management (CPFM) Team to provide budget

estimates of projected federal and state revenue for the next five years. This will be a statewide budget by individual fiscal year.

2. **Issue Call for New Projects** – The PMG will issue a formal "call for new projects". For areas outside of INDOT, such as MPOs and RPOs. The use a *Project Proposal Form* to propose new projects and submit them to an INDOT District Office. For Rural Areas (Non MPO or Non RPO), they will be instructed to contact their INDOT district offices and MPO/RPO (if appropriate) to provide their suggestions concerning state highways. The district office will provide Project Proposal Forms if requested.

3. **Proposals for New Projects** –The INDOT District Offices will lead this process. All recipients of the call for new projects will have the opportunity to comment on INDOT's existing program of projects and provide suggestions for new projects for submittal to the district office. The proposal must include sufficient descriptive information such as type of work, termini, length, design concept, scope, cost, location, and justification for the project. The coordination process with the MPOs/LPAs consultation is done electronically, via conference calls and emails. At this state of project development, public involvement takes place at the local level via MPO/RPO and local discussions with elected leaders and review and comment processes.

4. **District Area/LPA/MPO/ Early Consultation Meeting Process** - Although the districts hold any number of meetings throughout the year, there will generally be one primary meeting in each district focusing on consultation with non-metropolitan local officials and RPOs. The District office will work with Central Office to arrange and host the meetings at a time and place agreeable to the majority of participants. The meeting will include the District Office, MPOs, and representatives from other INDOT divisions as warranted. The purpose of the meetings is to reach agreement between all parties, through consultation, coordination, and cooperation, on proposed new projects, changes to existing program of state and local projects and priorities of recommended state projects. The outcome of these meetings is an agreed-upon list of existing and proposed state projects for the district, including MPO planning areas.

5. **Final Recommendation Submitted** – Based on the results of the consultation meetings, each district will submit its prioritized list of proposed projects to the Asset Management Team. Minutes will also be submitted by each district office and Technical Planning Liaison to the Asset Management Team along with a short report describing how the projects were selected.

Statewide Review and Program Update

1. **Asset Management Team Reviews** – Asset Management Teams will review project proposals and changes submitted in the call. Asset Management Teams are

organized based on the type of project and include both Central Office and District representation. The Asset Management Teams will validate the project's justification provided by the Districts and produce a prioritized list of statewide projects. This prioritized list, along with justifications and planning support, will move on to the statewide priority analysis stage.

2. **Statewide Priority Analysis** – The PMG will prioritize all proposed projects statewide based on the recommendations from the Asset Management Teams. This process will be based on need, project categories and agency priorities rather than past funding patterns. The budget will support current and projected improvement needs, instead of projects being programmed solely to fit a budget based on historical funding patterns.

3. **Draft Program Update Report** – A draft Program Update Report, internal to INDOT staff as it's not a final list, will summarize new projects proposed and show how the new state projects will appear in INDOT's schedule of programmed projects. The report will illustrate the effects of the new projects on the program and the budget and set accepted levels of over programming. The report will also include a list of projects to be deleted from the schedule or placed on hold, etc.

4. **Executive Review and Approval of Report** – The PMG will submit the Draft Program Update Report to the Deputy Commissioners of Engineering and Asset Management; Capital Program Management; and Operations Business Units for review and approval by members of the executive office as determined by the Deputy Commissioner of Engineering and Asset Management in consultation with the Commissioner. The Deputy Commissioner will transmit any executive office comments and official notice of approval to the divisions, including any specific direction or amendments required. The PMG will facilitate revisions of the draft Program Update Report in accordance with the executive office action.

5. **External Consultation** – The PMG will provide the revised draft Program Update Report to the districts and MPOs and request comments. All concerns must be documented in writing.

6. **Final Program Update Report** – The PMG will address the district and MPO comments and produce a Final Program Update Report. The PMG will determine if comments are sufficiently substantive to require further approval by the Deputy Commission before the report becomes final.

7. **Program Update and Budget Confirmation** – The CPFM will authorize new projects in SPMS and change the existing program to reflect the Final Program Update Report. At the same time, the PMG will provide the Asset Management Teams with updated budget estimates of projected federal and state funding for the

next five years by fiscal year. These budget projects are the projections by which fiscal constraint limits are established for all state projects in the next Indiana STIP.

8. **Public Involvement** – Formal public involvement occurs on a State level when a STIP is produced, for STIP amendments, during Non-MPO local official's consultation processes and when key planning documents are produced, and public input is solicited. For a detailed flow chart on the project selection, development, and delivery process, please visit INDOTs website.

Local Public Agency (LPA) Program

Local public agencies face a variety of capital program improvement needs. These needs directly affect quality of life for residents and the ability of cities and towns to attract and retain businesses. INDOT works proactively to assist Local Public Agencies (LPA) in addressing capital needs.

In doing so, INDOT shares gas tax revenue from the state Motor Vehicle Highway Fund (MVHF) and Local Road and Street Fund (LRSF) with LPAs. INDOT also makes available 25 percent of the federal funds apportioned to it under Congressional Highway Authorization Bills. The program that administers and oversees the use of these funds is called the INDOT Local Public Agency Program (LPA Program). See Appendix A.

The FHWA signs an agreement with each State DOT to allow states to oversee the responsibilities and execution of their Local Public Agency Program. INDOT's LPA Program's Guidance Document is the resource manual for INDOT's LPA Program. It is the primary source of program information and guidelines that should be followed during an INDOT LPA project from cradle to grave.

Notice of Funding Availability (NOFA)

When federal funding opportunities are available for Local Public Agencies through INDOT, they are posted on the Notice of Funding Availability (NOFA) webpage. To apply for, participate in, or work on a federal-aid project, an LPA needs to meet certain training requirements.

Project application and selection is carried out according to program qualifications (i.e. Rural Road, Bridge, and Transportation Alternatives) as posted on INDOT's Web site. Each program has specific documentation requirements.

Applications are scored by a team of INDOT experts in their related fields. Each INDOT District assembles a team led by the District personnel familiar with LPA projects. The team then scores and ranks the projects by type in their district. Once all scores are compiled, an executive review team reviews all final scores for accuracy and determine funding type and awards for projects.

MPO Project Selection Process

There are fourteen MPOs in Indiana; three of which are multi-state MPOs. INDOT provides a share of federal transportation funding to MPOs for their own project selection process based on a funding formula resulting from a sharing agreement. While each MPO has its own unique project selection process, there are common practices to all:

- Each MPO has a written project selection procedure.
- After INDOT notifies the MPOs of their annual federal transportation funding allocations, the MPOs distribute the available funding level tables to their respective Technical Policy Committees and their governing Policy Boards through a notice of available funding.
- Based on each MPO's established procedures, MPOs initiate a call for projects. The call for projects generally includes:
  - The transportation emphasis areas based on the goals and vision of the adopted Metropolitan Transportation Plans and the established performance targets.
  - the responsibilities for the program sponsor and any oversight requirements to be met.
  - The various funding programs and the requirements and limitations associated with those programs.
  - the schedule for the call for projects.
  - the guidelines and requirements for project submissions (the application form);
  - the scoring process by which the projects will be evaluated and.
  - the award mechanism.

AIR QUALITY

The TIP/STIP is assessed for its impact on air quality. Based on this assessment, certain areas of the state can be designated as nonattainment areas for ozone or particulate matter by the United States Environmental Protection Agency (EPA).

The Clean Air Act (CAA) section 176(c) (42 U.S.C. 7506(c)) requires that federally funded or approved highway and transit activities are consistent with ("conform to") the purpose of the State Implementation Plan (SIP). Conformity to the purpose of the SIP means that transportation activities will not cause or contribute to new air quality violations, worsen existing violations, or delay timely attainment of the relevant NAAQS or any interim milestones. 42 U.S.C. 7506(c)(1). The EPA's transportation conformity rules establish the criteria and procedures for determining whether metropolitan transportation plans, transportation improvement programs (TIPs), and federally supported highway and transit projects conform to the SIP. 40 CFR Parts 51.390 and 93.

The concept of transportation conformity was introduced in the Clean Air Act (CAA) of 1977, which included a provision to ensure that transportation investments conform to a State implementation plan (SIP) for meeting the Federal air quality standards. Conformity requirements were made substantially more rigorous in the CAA Amendments of 1990. The transportation conformity regulations that detail implementation of the CAA requirements were first issued in November 1993, and have been amended several times. The regulations establish the criteria and procedures for transportation agencies to demonstrate that air pollutant emissions from metropolitan transportation plans, transportation improvement programs and projects are consistent with ("conform to") the State's air quality goals in the SIP. This document has been prepared for State and local officials who are involved in decision making on transportation investments.

The 1997 Ozone Standard

On February 16, 2018, the U.S. Court of Appeals for the D.C. Circuit issued a decision in South Coast Air Quality Management District v. EPA, No. 15-1115, which struck down portions of the 2008 Ozone NAAQS SIP Requirements Rule concerning the ozone National Ambient Air Quality Standards (NAAQS). Those portions of the 2008 Ozone NAAQS SIP Requirements Rule included transportation conformity requirements associated with EPA's revocation of the 1997 ozone NAAQS. The decision addresses transportation conformity determinations for two groups of ozone areas (the "orphan" areas):

1. Areas that were maintenance areas for the 1997 ozone NAAQS at the time of revocation and are designated as attainment for the 2008 Ozone NAAQS. These areas have not been required to make transportation conformity determinations for the 1997 ozone NAAQS since that NAAQS was revoked in April 2015 by EPA's Rule.

2. Areas that were designated as nonattainment for the 1997 ozone NAAQS at the time of revocation and are designated as attainment for the 2008 Ozone NAAQS. These areas have

not been required to make transportation conformity determinations for the 1997 ozone NAAQS since that NAAQS was revoked in April 2015 by EPA' s Rule.

The South Coast decision now affects conformity determination for the 1997 ozone NAAQS for nine Indiana MPOs: Dearborn/Ohio, Kentucky, Indiana; Evansville; Fort Wayne; Indianapolis; LaPorte; Louisville, KY; Muncie; South Bend; Terre Haute and, two isolated rural counties: Greene and Jackson. Link to website: https://nepis.epa.gov/Exe/ZyPDF.cgi?Dockey=P100VQME.pdf.

Figure 2 is a map that depicts Indiana counties that had been designated by the EPA as nonattainment or maintenance areas for the 1997 Ozone standard:

US EPA Air Quality Designations for the 2015 Ozone National Ambient Air Quality Standards

The 2015 ozone National Ambient Air Quality Standard (NAAQS) were published in the *Federal Register* on June 4, 2018. The effective date is August 3, 2018. Conformity determinations on the transportation plan and TIP in areas newly designated nonattainment under the 2015 ozone NAAQS are required one year after the effective date, by August 3, 2019. Project level conformity requirements for the 2015 ozone NAAQS will be required for nonexempt projects after August 3, 2019. The EPA designated two Indiana counties in the Louisville metropolitan area: Clark and Floyd and five townships in Lake County: Calumet, Hobart, North, Ross and St. John as nonattainment for the 2015 Ozone Standard. Link to website: https://nepis.epa.gov/Exe/ZyPDF.cgi?Dockey=P100UN3X.pdf.

Figure 2: 1997 Ozone Conformity Determination Map

Figure 3 is a map that depicts Indiana counties and Townships that have been designated by the EPA as nonattainment areas for the 2015 Ozone standard.

Figure 3: EPA 2015 Ozone Non-Attainment Area Designations

ENVIRONMENTAL JUSTICE

The concept of environmental justice (EJ) refers, in the broadest sense, to the goal of identifying and avoiding disproportionate adverse impacts on minority and low-income individuals and communities. Environmental justice is not only related to community impact assessment, but the transportation planning process as well. Environmental justice extends community impact assessment by examining communities based on characteristics such as race, ethnicity, income.

On May 2, 2012, The U. S. Department of Transportation issued an update to Departmental Order 5610.2(a) (Actions to Address Environmental Justice in Minority Populations and Low-Income Populations). This Order updated the Department's original Environmental Justice Order, which was published April 15, 1997. The Order continues to be a key component of the U.S. DOT's strategy to promote the principles of environmental justice in all Departmental programs, policies, and activities. In June of 2012, FHWA followed up with its release of FHWA Order 6640.23A, "FHWA Actions to Address Environmental Justice in Minority Populations and Low-Income Populations,"

Since the passage of National Environmental Policy Act (NEPA), the FHWA has built a framework of policies and procedures to help meet its social, economic and environmental responsibilities while accomplishing its transportation mission. EJ is a component of FHWA's overall commitment to the protection and enhancement of our human and natural environment.

INDOT's Environmental Justice objectives include the following:

- Improve the environment and public health and safety in transportation of people and goods, and the development of transportation systems and services.
- Harmonize transportation policies and investments with environmental concerns, reflecting an appropriate consideration of economic and social interests.
- Consider the interest, issues and contributions of affected communities, disclose appropriate information, and give communities an opportunity to be involved in the decision-making.

Click here for additional information and resources from INDOT on Title VI/ADA and Public Involvement!

INDOT also recognizes the critical role that MPOs play in implementing the environmental justice regulations as part of the transportation planning work program, long-range transportation plan development and transportation improvement program development activities in their respective areas and participates in that coordinated process. For example, INDOT participated, along with the MPO, in the 2010 FHWA Environmental Justice Workshops held in the City of Gary on April 16th & 17th.

The statewide map for INDOT Environmental Justice Analysis is based upon two data sources: the 2010 Census Public Law P 94-171 block level populations and racial characteristics, and the

low-income data from the 2005-2009 American Community Survey. Each area is defined by a collection of census block or block group pieces.

Minority areas are identified when more than 51 percent of the block level 2010 population is reported as non-white, including Hispanic and Latino, and is classified as one of the four Environmental Justice Population Groups (Non-Hispanic Native Americans; Non-Hispanic Black and others; elderly; and disabled). Low-income areas are identified when more than 51 percent of the families are reported to be below poverty threshold as determined by the Census Bureau for a census block group. See 2010 Environmental Justice map on the next page.

INDOT has mapped low-income and minority populations using the most recently available census tracts. INDOT uses Department of Health and Human Services Poverty Guidelines to identify low-income populations. INDOT has contracted with HDR, a consulting firm that developed analysis that will be used to target the underserved communities and vulnerable populations. The analysis provides demographic and socioeconomic profiles of each INDOT district, sub-district, and metropolitan planning area that will be used to ensure targeted outreach opportunities to these identified community areas. The analysis includes information on LEP township areas, population demographics, education, income, transportation access, and related information critical for targeted outreach. Using this information, INDOT will ensure that communities with underserved populations are properly notified on the 2022-2026 draft STIP related public involvement opportunities and have opportunities to participate in our planning process and comment period.

INDOT has developed notification flyers with information regarding the STIP document, links and QR code to the STIP website, the draft STIP document, public comment forms, public meetings, public meeting recordings, and materials. INDOT will perform the following actions to address environmental justice needs:

- Place ads in local newspapers throughout the state informing providing invitations and information specific to the draft STIP document, upcoming meetings, and comment period. See appendix F.
- Distribute notification flyers to all 236+ local libraries throughout the state and request libraries place these flyers in communication boards and other permissible locations of the library to allow interested individuals to use library PCs to access materials, virtual meetings, and recordings.
- Distribute notification flyers to all 14 MPO throughout the state. The MPOs will redistribute distribute the flyers to their boards, local contacts, neighborhood groups, and underserved population.
- Distribute notification flyers to all 15-RPO and LPA programs throughout the state. The RPO and LPAs will redistribute to flyers to local contacts, rural community centers, small town, and events within their planning area.
- Distribute notification flyers to tribal groups and federal land management.
- Provide electronic copies of the revised STIP document to each district office from them to print and make available throughout the comment period.
- Make efforts for outreach materials to be written and presented in a reader-friendly format and easy to understand graphics/infographics.
- Invite and encourage participation by all. If ASL, a foreign language interpreter, documents in an alternative format or another reasonable accommodation.

2010 Environmental Justice Map

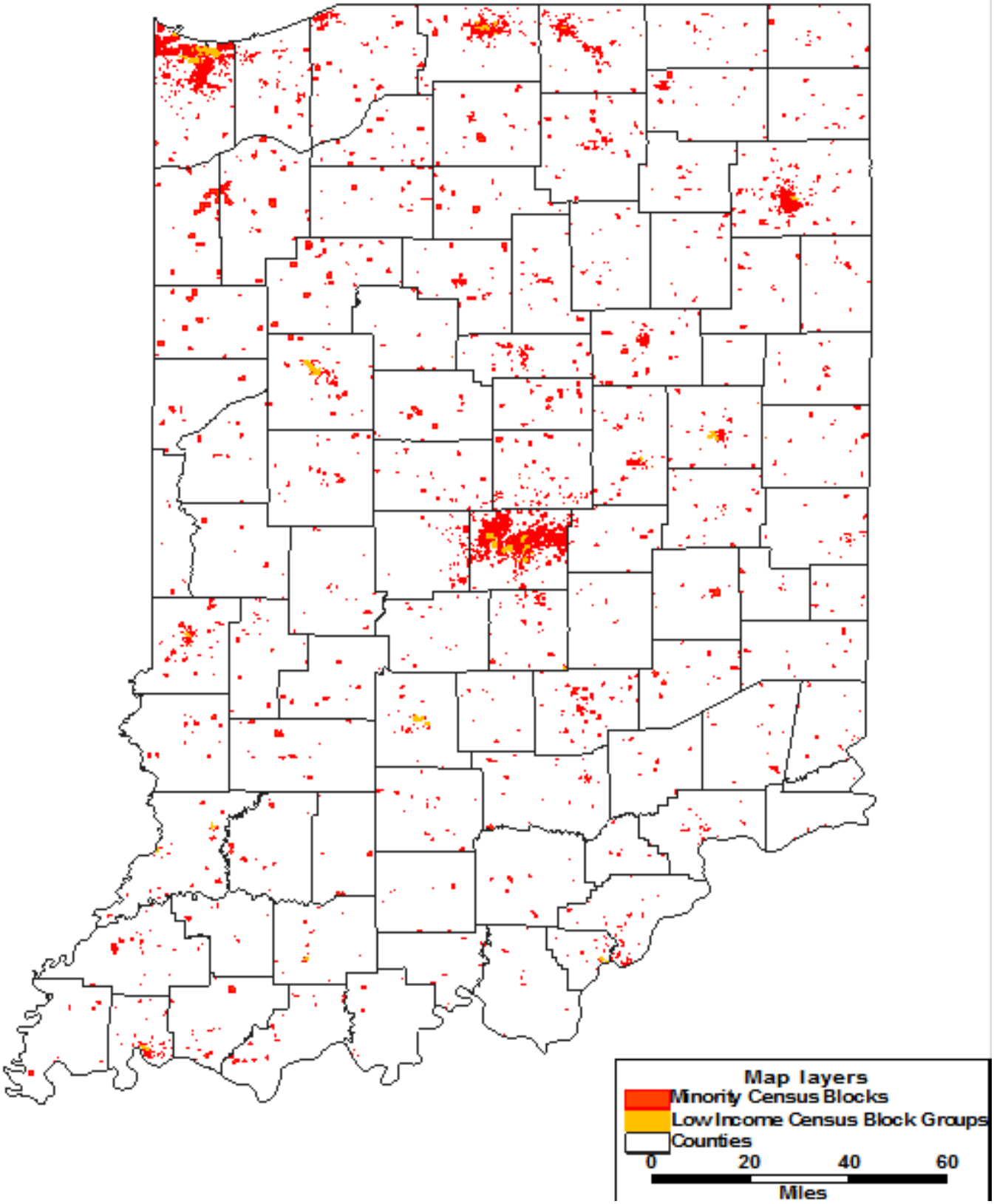

AMERICAN WITH DISABILITIES ACT REQUIRES ACCESSIBLE FACILITIES

The Americans with Disabilities Act (ADA) of 1990 was enacted by Congress to provide recognition and protection for disabled Americans in affording opportunities and access to employment, public buildings, public transit, public accommodations governmental programs and services.

One portion of the ADA -- Title II -- applies to state and local governments. For example, the ADA requires that pedestrian facilities such as sidewalks, street crossing signals, and curb ramps are built to certain standards to allow the disabled the same opportunity to benefit or enjoy governmental services and benefits as persons who are not disabled. ADA further requires state and local governments to make accessible to the maximum extent feasible, any changes to a facility in the public right-of-way that affects, or could affect, access or use of the facility, including changes to structure, grade, or use of the facility. Examples of changes include reconstruction, major rehabilitation, road-widening, functional and structural overlays.

Some of the requirements under the ADA include:

- Clearly defined pedestrian pathways with adequate clear width and height
- Curb ramps with limited cross slopes and detectible (tactile) warning surfaces to indicate the boundary between pedestrians and roadway
- Accessible pedestrian signals
- Audible/vibrotactile crossing information
- Uncomplicated street crossings and easy to understand symbols
- Information both in visual and non-visual formats
- High color contrasts in pathway designs and signage
- Application of compliant ADA standards in design and construction of all new transportation facilities and infrastructure projects; during facility alterations, such as roadway surface projects; and routine operational maintenance and construction zones

INDOT maintains an inventory of the ADA assets it constructs and improves to monitor its progress in making Indiana an accessible state for all persons.

For more information on ADA for transportation, please visit the INDOT ADA or the USDOT ADA Citizen Services website or contact:

INDOT ADA Coordinator
Barbara Malone, J.D.,
ADA Coordinator
100 N. Senate, Room 758
Indianapolis, IN 46204,
317-232-3019,
bamalone@indot.in.gov.

TITLE VI

The current INDOT Title VI plan was approved by FHWA in 2020. Provisions set forth in this plan are applicable to all elements of the INDOT. Adherence to the provisions of this plan will be evaluated on a continuous basis to ensure full and continuous compliance with Title VI of the Civil Rights Act of 1964.

All recipients of federal funds, directly or indirectly as subrecipients, are required to comply with Title VI. For consultants and contactors this includes being able to demonstrate the following:

- Identifying your Title VI Coordinator and ensuring they have received training
- Having a Title VI Nondiscrimination Policy
- Ensuring all staff are regularly trained in Title VI requirements
- Having a Title VI Complaint Policy, Complaint Form and Complaint Log (regardless of whether you have received any complaints) and notifying INDOT if and when a complaint is received.
- Having a policy for how you will monitor subrecipients of federal funds if you enter into contracts where you are paying federal funds to anyone else and ensuring the assurances of nondiscrimination are part of those contracts.
- Signing the assurances of nondiscrimination
- Posting the "It's the Law" poster at your worksites
- Monitoring how you operate to ensure discrimination does not exist (i.e., keeping records that demonstrate you advertise business opportunities broadly and make attempts to improve diversity and being able to demonstrate that those entities with whom you do business are diverse enough to not appear discriminatory.)
- Certifying the above as part of the prequalification process
- Maintaining all records related to Title VI, including training materials and attendance logs, for three (3) years from the date of last action.
- INDOT is required to ensure contractors and consultants who receive federal funds are in compliance with Title VI requirements. Training is provided and we require Title VI Coordinators to receive regular Title VI training at a minimum of every two-three years. Requirements change and it is your responsibility to ensure you stay current and up to date with the requirements. You may attend training sessions as often as you like. There is no charge for training but space is limited for in person attendance.

For more information contact:
INDOT Title VI Coordinator
Kimberly Ray, MBA
100 N. Senate Avenue, N-758
Indianapolis, IN 46204
317-232-0924
KiRay@indot.in.gov

FUNDING PROGRAMS

The Statewide Transportation Improvement Program is dynamic. As projects are developed, their total costs, and times to completion can change. However, underlying any project is an overall strategy, or "program," for which it was selected. Programs are multi-year plans for both the preservation and improvement of our transportation facilities. The long-range planning and programming process determine the level of investment for each transportation program.

Historically, projects are first selected, then developed, and then built. The time to complete each project varies and depends greatly upon its size and complexity. As projects become ready to build or implement, funding is directed to the project for completion. Some projects are simpler than others, such as ride-share programs within transit programs. But most projects follow the historical process of plan, design and then construct.

On December 4, 2015, President Obama signed the Fixing America's Surface Transportation (FAST) Act (Pub. L. No. 114-94) into law—the first federal law in over a decade to provide long-term funding certainty for surface transportation infrastructure planning and investment. The FAST Act authorizes $305 billion over fiscal years 2016 through 2020 for highway, highway and motor vehicle safety, public transportation, motor carrier safety, hazardous materials safety, rail, and research, technology, and statistics programs. The FAST Act expired September 2020 and has since been continued under Continuing Resolutions. The Infrastructure Investment and Jobs Act has been signed by the President. The IIJA provides a five-year reauthorization of federal highway, highway safety, transit, and rail programs for fiscal years 2022 through 2026, and represents a historic investment in all forms of infrastructure, with $567 billion in Highway Trust Fund and General Fund resources provided to the US Department of Transportation. Due to the timing of events, the STIP was however, developed based on the best available information from the FAST act and the Continuing Resolutions.

FAST Act FUNDING CATEGORIES

Below are the various transportation funding programs found in this document, along with a description of their purpose.

National Highway Performance Program (NHPP) Under FAST Act, the enhanced National Highway System (NHS) is composed of approximately 220,000 miles of rural and urban roads serving major population centers, international border crossings, intermodal transportation facilities, and major travel destinations. It includes the Interstate System, all principal arterials (including some not previously designated as part of the NHS) and border crossings on those routes, highways that provide motor vehicle access between the NHS and major intermodal transportation facilities, and the network of highways important to U.S. strategic defense (STRAHNET) and its connectors to major military installations.

The NHPP is authorized to support the condition and performance of the NHS, for the construction of new facilities on the NHS, and to ensure that investments of Federal-aid funds in

highway construction are directed to support progress toward the achievement of performance targets established in an Asset Management plan of a State for the NHS. National Highway System online map.

Surface Transportation Block Grant Program (STBG) The FAST Act converts the long-standing Surface Transportation Program into the Surface Transportation *Block Grant* Program. The STBG promotes flexibility in State and local transportation decisions and provides flexible funding to best address State and local transportation needs. Funding may be used by States and localities for projects to preserve or improve conditions and performance on any Federal-aid highway, bridge projects on any public road, facilities for non-motorized transportation, transit capital projects and public bus terminals and facilities.

Most current STBG eligibilities are continued, with some additions and clarifications. Explicit eligibilities are added for electric vehicle charging infrastructure to be implemented in existing or included in new fringe and corridor parking facilities, and for there to be a focus on projects and strategies that support congestion pricing, including electronic toll collection and travel demand management strategies and programs.

Activities of some programs that are no longer separately funded are now incorporated into STBG and funded through set-asides, including transportation alternatives, which replaces the formerly separate Transportation Alternatives Program (TAP). The TA set-aside funds projects and activities that were previously funded under TAP, including bike/pedestrian facilities, recreational trails, safe routes to school projects, community improvements such as historic preservation, vegetation and environmental management and habitat connectivity.

Following the set-asides, a percentage of the State's STBG funds are to be distributed to areas based on population. The remainder net of suballocated amounts may be used in any area of the State. Reference local sharing agreement table is in Appendix A.

Highway Safety Improvement Program (HSIP) The HSIP is a core Federal-aid program with the purpose to achieve a significant reduction in traffic fatalities and serious injuries on all public roads, including non-State-owned roads and roads on tribal land. It emphasizes a data-driven, strategic approach to improving highway safety on all public roads that focuses on performance. The foundation for this approach is a safety data system, which each State is required to have to identify key safety problems, establish their relative severity, and then adopt strategic and performance-based goals to maximize safety. Every State is required to develop a SHSP that lays out strategies to address these key safety problems. Indiana SHSP is always available to the public on the INDOT Website at: https://www.in.gov/indot/2357.htm.

Congestion Mitigation and Air Quality Improvement Program (CMAQ) The FAST Act continued the CMAQ program to provide a flexible funding source to State and local governments for transportation projects and programs to help meet the requirements of the Clean Air Act. Funding is available to reduce congestion and improve air quality for areas that do not meet the National Ambient Air Quality Standards for ozone, carbon monoxide, or

particulate matter (nonattainment areas) and for former nonattainment areas that are now in compliance (maintenance areas).

Funds may be used for a transportation project or program that is likely to contribute to the attainment or maintenance of a national ambient air quality standard, with a high level of effectiveness in reducing air pollution, and that is included in the metropolitan planning organization's (MPO's) current transportation plan and transportation improvement program (TIP) or the current state transportation improvement program (STIP) in areas without an MPO. A State with PM 2.5 (fine particulate matter) areas must use a portion of its funds to address PM 2.5 emissions in such areas. The Act also specifically makes eligible the installation of vehicle-to-infrastructure communications equipment and continues eligibility for electric vehicle and natural gas vehicle infrastructure.

Federal Lands Access Program (FLAP) FAST Act continues to acknowledge the importance of access to federal and tribal lands. Recognizing the need for all public Federal and tribal transportation facilities to be treated under uniform policies similar to the policies that apply to Federal-aid highways and other public transportation facilities, FAST Act furthers a unified program for Federal lands transportation facilities, Federal lands access transportation facilities, and tribal transportation facilities. The majority of funding is allocated to the National Park Service, US Fish and Wildlife Service and new in FAST Act, the US Forest Service. Other entities receiving funding allocations are the Bureau of Land Management, US Army Corps of Engineers, and new in FAST Act, The Bureau of Reclamation and independent Federal agencies with natural resource and land management responsibilities

Federal Transit Administration Programs (TRANSIT) See Appendix D.

Section 5307 – Urbanized Area Formula - This program provides grants to Urbanized Areas (UZA) for public transportation capital, planning, job access and reverse commute projects, as well as operating expenses in certain circumstances.

Section 5309 – Fixed Guideway Capital Investment - Provides grants for new and expanded rail, bus rapid transit, and ferry systems that reflect local priorities to improve transportation options in key corridors.

Section 5310 – Enhanced Mobility of Seniors and Individuals with Disabilities - This program is intended to enhance mobility for seniors and persons with disabilities by providing funds for programs to serve the special needs of transit-dependent populations beyond traditional public transportation services and Americans with Disabilities Act (ADA) complementary paratransit services. INDOT Office of Transit has more information on the website: 5310 State Management Plan.

Section 5311 – Formula Grants for Rural Areas - this program provides capital, planning, and operating assistance to states to support public transportation in rural areas with populations less than 50,000. INDOT Office of Transit has more information on the website: 5311/5339 State Management Plan.

Section 5337 – State of Good Repair - A new formula-based State of Good Repair program dedicated to repairing and upgrading the nation's rail transit systems along with high-intensity motor bus systems that use high-occupancy vehicle lanes, including bus rapid transit (BRT).

Section 5339 – Bus and Bus Facilities - Provides capital funding to replace, rehabilitate and purchase buses and related equipment and to construct bus-related facilities. INDOT Office of Transit has more information on the website: 5311/5339 State Management Plan

Other Federal Transportation Funding Opportunities

Coronavirus Response and Relief Supplemental Appropriations Act, 2021 (HIP-CRRSAA)
Title IV of the Coronavirus Response and Relief Supplemental Appropriations Act, 2021 (CRRSAA), division M, Public Law (Pub. L. No. 116-260), enacted on December 27, 2020, appropriated an additional $10,000,000,000 for Highway Infrastructure Programs (HIP).

The purpose of the HIP-CRRSAA is to provide funding to address coronavirus disease 2019 (COVID-19) impacts related to Highway Infrastructure Programs. The non-traditional cost categories eligible under the HIP-CRRSAA appropriation

Build Fund is the Better Utilizing Investments to Leverage Development (BUILD) Transportation Discretionary Grant program. This FHWA program provides a unique opportunity for the U.S. Department of Transportation (USDOT) to invest in road, rail, transit and port projects that promise to achieve national objectives. Previously known as Transportation Investment Generating Economic Recovery (TIGER) Discretionary Grants Program, the program was first created in the 2009 Recovery Act. In December of 2018, it was announced that INDOT was awarded two (BUILD) grants totaling $40 million to help fund two projects to expand and rehabilitate Interstate 65. The funds awarded will support projects to add lanes to I-65 between S.R. 32 and S.R. 47 in Boone County and between S.R. 58 and S.R. 46 in Bartholomew County. Existing pavement will be rehabilitated, and various bridges will be rehabilitated or replaced along both segments.

State of Indiana – Transportation Funding Programs

District Maintenance Program this program includes projects scheduled for routine and preventative maintenance for the existing roadway system under INDOT jurisdiction. Some examples that would fall under this category would be roadside mowing, herbicide treatment and wedge and level.

Recreational Trails Program - Department of Natural Resources & Institutions Program
Department of Natural Resources and other state institutions for maintenance work. The projects are selected by DNR and/or identified to the districts that prepare the projects for construction. For more information is on the website: https://www.in.gov/dnr/outdoor/files/or-RTP_Manual.pdf.

On June 29, 2020, INDOT notified FHWA of its intention to opt out of the Recreational Trails Program (RTP) program for Fiscal Year 2021. Instead, INDOT and Indiana Department of Natural Resources (DNR) will continue to partner and deliver a Recreational Trails Program with

similar resources as in the past. The goal of the new program is to streamline the grant process using State funds to put more trail on the ground.

Starting in SFY 2021, DNR will replace the Recreational Trails Program (RTP). The new ITP program will be similar Indiana's existing RTP, including being administered by Department of Natural Resources Division of Outdoor Recreation. The main difference is that funds for ITP will now be **State dollars** rather than federal funds.

Similar to RTP, the funds for ITP will be passed from INDOT to the DNR to administer. ITP simply exchanges Indiana's normal allocation of federal RTP funds, which are based on a return of federal fuel tax for non-highway recreation, with available **State funds** through INDOT's Federal Fund Exchange program (Indiana Code 36-9-42.2).

The Recreational Trail Projects that are funded with Federal funds prior to FY 2020 will continue to be reported in the STIP projects listings. Future trail projects resulting from the new ITP and funded after FY 21 will no longer be listed in the STIP since those projects will be solely funded win non-Federal State funds.

Statewide Transit Administration & Improvements Program - The INDOT Office of Transit (OT) provides financial and technical assistance to transit systems throughout the state. The OT works closely with local communities on the funding of transit systems. Federal Aid is matched with state funds for operating subsidies, planning purposes and capital assistance. The state funds include the Public Mass Transportation Fund, Commuter Rail Service Fund, and the Electric Rail Service Fund. The Federal Funds include the Section 5307, Section 5309, Section 5310, Section 5311, Section 5337, and Section 5339 Programs.

State of Indiana Programs These state funds are used to match federal funds. More information can be found at Indiana Public Transit Annual Reports: https://www.in.gov/indot/2826.htm.

State of Indiana Public Mass Transportation Fund - The Public Mass Transportation Fund (PMTF) is a fund authorized by the legislature to receive revenue from the State's General Fund. These funds are allocated on a calendar year basis using a performance-based formula to eligible municipal corporations (as defined by I.C. 36-1-2-10). Operating expenses, passenger trips, total vehicle miles, and locally derived income data are utilized to compute the formula allocations.

Commuter Rail Service Fund -

Sales Tax

The Commuter Rail Service Fund (CRSF) is distributed to commuter transportation districts established under I.C. 8-5-15 to be used for maintenance, improvement, and operations of commuter rail service. This fund receives 0.123 percent of the state's general sales and use tax revenue.

Situs Tax

Collections from the indefinite-situs tax on distributable property of railroad car companies (I.C. 6-1.1-8 35) also contribute to the Commuter Rail Service Fund. These funds must be used for debt financing for long term capital needs

Currently, all CRSF monies go to the NICTD, the only entity eligible for these funds at the present time.

Electric Rail Service Fund - The Electric Rail Service Fund (ERSF) is a special state fund generated from property tax on a railroad company's distributable property that provides service with a commuter transportation district established under I.C. 8-5-15. These funds are only available to commuter transportation districts that have substantially all of their service performed by electrically powered railroads. Qualifying commuter transportation districts must receive equal shares of this fund. Currently, all funds go to the Northern Indiana Commuter Transportation District (NICTD), the only entity eligible for these funds at the present time.

Crossroads Fund is also from Legislation General Assembly did several years ago raising Vehicle license fees in order to do additional bonding for INDOT's projects.

Debt Services is the repayment of principal and interest for the Bonds. All Bonds will be paid off in 2029.

Local Highway Funds are funds Local Public Agencies are required to provide to INDOT for the "match" to the Federal-aid FHWA funds provided by INDOT for construction on eligible Federal-aid routes. INDOT lets the Contracts.

Operating Budget are the funds utilized to operate the Agency including salaries, building and grounds, equipment, planning and research and the maintenance work program (salt and aggregates our maintenance staff use on our roads and small contracts such as mowing, patching, and guardrail repairs.)

Toll Road Lease Proceeds are from Governor Daniels' request of the General Assembly in 2006 to authorize the Lease of the Indiana Toll Road for 75 years. The State received $3.8 Billion up front for the Lease.

All financial plans are updated annually until the project reaches substantial completion.

REQUIREMENTS FOR STIP AMENDMENTS AND ADMINISTRATIVE MODIFICATIONS

All Federal Funded or Regionally Significant Projects are required to be in the STIP.

Periodically, changes are necessary to a project's scope, cost, or year of phase implementation. What these changes are will define if an ***Amendment*** or an ***Administrative Modification*** to the STIP is necessary. Following is a brief guideline to determine the correct course of action.

The following major changes to the STIP require an Amendment:

- A new project is added such that it is not in the current STIP
- A new phase is added such as PE, RW or CN to the current STIP
- Project costs have increased or decreased significantly
- Change in scope for a project in the current STIP
- Change in scope of a Regionally Significant Project*
- Regionally Significant Projects* regardless of funding source

(Amendments require FHWA or FTA approval)

The following minor changes to the STIP require a Modification:

- Change of years for a project within the current federally approved STIP.
- Change in years of a Regionally Significant Project* within a current STIP.
- Small funding changes.

(Modifications do not require FHWA or FTA approval

***Regionally Significant Projects** as stated 23 CFR 450.104 – Definitions
Regionally significant projects are transportation projects (other than an exempt project) that is on a facility which serves regional transportation needs (such as access to and from the area outside the region, major activity centers in the region, major planned developments such as new retail malls, sports complexes, etc., or transportation terminals as well as most terminals themselves) and would normally be included in the modeling of a metropolitan area's transportation network, including at a minimum all principal arterial highways and all fixed guide-way transit facilities that off an alternative to regional highway travel.

All roads functionally classified as Minor Arterial or above should be considered as regionally significant. This includes all freeways, expressways, interchange ramps, principal arterials, and minor arterials.

Transportation projects, whether single or multi-jurisdictional, that modify these facilities can be regionally significant. Individually, projects can be considered as regionally significant when they are above certain thresholds. Collectively, when a series of smaller projects on a regionally significant facility are completed, the overall improvements can be regionally significant.

APPENDIX A

FINANCIAL CONSTRAINT

Financial constraint is a requirement for the STIP. INDOT constrains State selected projects financially using the STIP document; and in metropolitan areas the TIP documents include projects selected and funded by the MPO. For each metropolitan area in the State, INDOT develops the STIP in cooperation with the MPO designated for the metropolitan area. INDOT in turn includes each of the MPO's metropolitan TIPs by reference and without change into the STIP.

In the Statewide Transportation Improvement Program (STIP) are all state projects and their associated funding are in the STIP. All State selected local projects and their associated funding (i.e. GROUP III, GROUP IV, etc.) are in the STIP. Most MPO selected projects and their funding are shown in the STIP.

MPO Transportation Improvement Programs (TIP) are only state projects located within the metropolitan planning area are listed in the TIP. Funding shown is consistent with the STIP. All State selected Local Projects (GROUP III, GROUP IV, etc.) located within the metropolitan planning area are listed in the TIP. Funding shown is consistent with the STIP. All MPO Selected Projects including the funding is shown in the TIP.

Financial Constraint Demonstration is for state projects is documented in the STIP. State projects are then repeated in a TIP when they are located within a MPO's planning area boundary. Constraint for all State-selected local projects funded thru statewide local programs is also constrained using the STIP. The projects are then repeated in a TIP when they are located within a MPO's planning area boundary. Constraint for projects funded by MPOs is documented in the TIP. Projects funded by other.

EXAMPLES:

- An interstate project funded by INDOT and located within the Louisville MPO planning area would be specifically listed with its funding in the STIP document. Fiscal constraint would be based upon the STIP. The project would then be repeated in the Louisville TIP.

A local bridge project funded by INDOT and located within the Indianapolis MPO planning area would be specifically listed with its funding in the STIP document. Fiscal constraint would be based upon the STIP. The project would then be repeated in the Indianapolis TIP. A local bridge project select by and funded by the Fort Wayne MPO

within its planning area would be specifically listed with its funding in its TIP document. Fiscal constraint would be based upon the TIP.

Appendix A Table 1:

	ALL STATE PROJECTS	**LOCAL PROJECTS FUNDED THRU STATEWIDE LOCAL PROGRAMS**	**MPO SELECTED PROJECTS**
Statewide Transportation Improvement Program (STIP)	All State projects and their associated funding are in the STIP.	All State selected local projects and their associated funding (i.e. GROUP III, GROUP IV, etc.) are in the STIP.	MPO selected projects and their funding are shown in the MPO TIP.
Transportation Improvement Programs (TIP)	Only State projects located within the metropolitan planning area are listed in the TIP. Funding shown is consistent with the STIP.	All State selected Local Projects (GROUP III, GROUP IV, etc.) located within the metropolitan planning area are listed in the TIP. Funding shown is consistent with the STIP.	All MPO Selected Projects including the funding is shown in the TIP.
Financial Constraint Demonstration	Financial Constraint for State projects is documented in the STIP. State projects are then repeated in a TIP when they are located within a MPO's planning area boundary.	Constraint for all State-selected local projects funded thru statewide local programs is also constrained using the STIP. The projects are then repeated in a TIP when they are located within a MPO's planning area boundary.	Constraint for projects funded by MPOs is documented in the TIP.

All financial plans are updated annually until the project reaches substantial completion.

STIP FINANCIAL SUMMARY FOR 2022 thru 2026

TOTAL RESOURCES:	Estimated FY2022	Estimated FY2023	Estimated FY2024	Estimated FY2025	Estimated FY2026
State Federal-aid FHWA fund [1]	$ 1,131,830,223	$ 1,044,560,993	$ 1,048,489,731	$ 1,047,797,043	$ 1,067,490,500
State Federal-aid FHWA Earmarks	$ 6,907,502	$ 257,000	$ 179,915		
Federal Grant fund [2]	$ 61,582,141	$ 44,667,108			
covid relief funds to be added	$ 177,300,000				
American Rescue Plan Act (ARPA)	$ 205,000,000	$ 900,000,000			
Local FA COVID Relief Funds	$ 2,818,647	$ 15,760,622	$ 19,567,886	$ 20,949,302	
Local Federal-aid FHWA Funds	$ 297,434,508	$ 313,532,938	$ 319,842,517	$ 326,278,288	$ 332,842,773
Local Federal-aid FHWA Earmarks	$ 4,135,354	$ -			
Subtotal of Federal-aid FHWA funds =	$ 1,887,008,375	$ 2,318,778,661	$ 1,388,080,049	$ 1,395,024,633	$ 1,400,333,273
Subtotal of Federal-aid FTA funds =	$25,294,983	$25,294,983	$25,294,983	$25,294,983	$25,294,983
State Highway Funds	$ 1,937,512,970	$ 1,659,639,977	$ 1,580,032,249	$ 1,641,615,699	$ 1,649,222,090
State Highway Road Construction Improvement Fund	$ 70,000,000	$ 70,000,000	$ 70,000,000	$ 70,000,000	$ 70,000,000
Crossroads Fund	$ 40,162,894	$ 40,280,000	$ 40,390,000	$ 40,490,000	$ 40,600,000
Subtotal of State funds =	**$ 2,047,675,864**	**$ 1,769,919,977**	**$ 1,690,422,249**	**$ 1,752,105,699**	**$ 1,759,822,090**
Subtotal of Local Highway funds =	**$ 75,392,465**	**$ 78,383,235**	**$ 79,960,629**	**$ 81,569,572**	**$ 83,210,693**
Total of All Available Resources	**$ 4,035,371,687**	**$ 4,192,376,856**	**$ 3,183,757,910**	**$ 3,253,994,887**	**$ 3,268,661,039**

TOTAL USES: FY2020 - FY2024

Local Programs					
Local MPO and non-MPO projects	$ 254,400,000	$ 278,300,000	$ 140,500,000		
FTA programs	$ 25,294,983	$ 25,294,983	$ 25,294,983	$ 25,294,983	$ 25,294,983
Subtotal of Local Uses =	**$ 279,694,983**	**$ 303,594,983**	**$ 165,794,983**	**$ 25,294,983**	**$ 25,294,983**

INDOT Programs & Special Projects	Estimated 2022	Estimated 2023	Estimated 2024	Estimated 2025	Estimated 2026
Preservation & Expansion projects	$ 1,534,961,540	$ 1,250,137,943	$ 1,445,888,114	$ 1,118,706,422	$ 1,069,358,868
Ohio River Bridges (ORB) [3]	$ 41,200,479	$ 42,230,496	$ 43,286,251		
I-69 Section 5	$ 598,200	$ 100,100	$ 100,100		
I-69 Section 6 [4]	$ 443,445,016	$ 352,389,976	$ 255,762,732	$ 18,358,829	
Clear Path Project[5]	$ 75,384,318	$ 131,740,000	$ 129,940,000	$ 57,626,667	$ 6,500,000
I-65 Southeast Project [6]	$ 1,727,498				
North Split Project [7]	$ 171,357,020	$ 45,511,480			
Ohio River Crossing (I-69 Henderson-Evansville) Project - IN only [8]	$ 506,876				
Sherman Minton Corridor Project - IN only[9]	$ 21,091,098	$ 20,830,105	$ 12,474,539		
I-65 Added Travel Lanes Tippecanoe Co.[10]	$ 107,329,688				
I-70 Added Travel Lanes Hancock Co.[11]	$ 107,424,334				
Operating Budget (includes MWP and SPR)	$ 579,200,000	$ 587,600,000	$ 600,900,000	$ 614,500,000	$ 625,700,000
Debt Service	$ 113,400,000	$ 113,800,000	$ 114,200,000	$ 114,300,000	$ 75,400,000
Subtotal of INDOT Uses =	**$ 3,197,626,068**	**$ 2,544,340,101**	**$ 2,602,551,736**	**$ 1,923,491,918**	**$ 1,776,958,868**
Costs yet to be identified from future needs and illustrative information	**$ 558,050,637**	**$ 1,344,441,772**	**$ 415,411,191**	**$ 1,305,207,986**	**$ 1,466,407,188**
Total of All Uses	**$ 4,035,371,687**	**$ 4,192,376,856**	**$ 3,183,757,910**	**$ 3,253,994,887**	**$ 3,268,661,039**

1. State Federal-aidFHWA funds reflects State/Local Sharing of Federal Formula Apportitionments for FFY 2022 plus price favoribilty and carry over.
2. US Department of Transportation's Better Utilizing Investments to Leverage Development (BUILD) grant - INDOT grant awards totaling $40 million for Interstate expansion projects on I-65
3. Source for 2022 - 2026: PPA Exhibit 9 - MAP Limits
   https://www.in.gov/ifa/files/ORB%20EEC-%20Executed%20PPA.PDF
4. Source for 2022 - 2026: I-69 S6 FPAU 2021
   https://www.in.gov/indot/projects/i69/section-6-martinsville-to-indianapolis/project-documents/
5. Source for 2022 - 2026: Clear Path IFP 2021
   https://www.in.gov/indot/about-indot/central-office/welcome-to-the-greenfield-district/clear-path-465-interstate-465-and-69-northeast/
6. Source for 2022 - 2026: I-64 Southeast FPAU 2021
   https://www.in.gov/indot/about-indot/central-office/welcome-to-the-seymour-district/i-65-added-travel-lanes-and-rehabilitation-between-columbus-
7. Source for 2022 - 2026: North Split FPAU 2021
   https://www.in.gov/dot/div/contracts/NorthSplit/NorthSplit.htm
8. Source for 2022 - 2026: Ohio River Crossing IFP 2021 (does not include recent $200M from Gov.)
   https://www.in.gov/indot/about-indot/central-office/welcome-to-the-vincennes-district/i-69-ohio-river-crossing/
9. Source for 2022 - 2026: Sherman Minton FPAU 2021
   https://www.in.gov/dot/div/contracts/ShermanMinton/ShermanMintonCorridorProject.htm

DRAFT

10. Source for 2022 - 2026: I-65 ATL Tippecanoe Co. IFP 2022
https://www.in.gov/indot/about-indot/central-office/welcome-to-the-crawfordsville-district/i-65-added-travel-lanes-tippecanoe-county/
11. Source for 2022 - 2026: I-70 ATL Hancock Co. IFP 2021
https://www.in.gov/indot/about-indot/central-office/welcome-to-the-greenfield-district/i-70mt-comfort-road-to-sr-9/

DRAFT

State/Local Sharing of Federal Formula Apportionments
2022 Federal Fiscal Year ESTIMATE

Last Updated - 01/26/2021

	Total Apportionment	INDOT	LOCAL
NHPP Program	**$563,573,817**	$563,573,817	
NHPP Regular	*$548,880,450*	*$548,880,450*	
NHPP Exempt	*$14,693,367*	*$14,693,367*	
STP Block Program	**$282,359,793**	$82,489,758	$199,870,035
All STP Areas	*$246,174,934*	*$82,489,758*	*$163,685,176*
STP Off-System Bridge	*$12,903,273*		*$12,903,273*
TAP Any Area	*$11,640,793*		*$11,640,793*
TAP Areas > 200,000	*$5,356,490*		*$5,356,490*
TAP Areas < 200,000	*$2,853,902*		*$2,853,902*
TAP Areas < 5,000	*$3,430,401*		*$3,430,401*
RTP Regular	*$0*		
HSIP Program	**$55,623,896**	$36,711,771	$18,912,125
HSIP Regular	*$55,623,896*	*$36,711,771*	*$18,912,125*
High Risk Rural Roads	*$0*	*$0*	*$0*
Rail/Highway Crossings	**$7,930,846**		$7,930,846
Hazard Elimination	*$3,965,423*		*$3,965,423*
Protective Devices	*$3,965,423*		*$3,965,423*
CMAQ	**$49,204,996**	$24,809,642	$24,395,354
CMAQ Regular	*$49,204,996*	*$24,809,642*	*$24,395,354*
CMAQ PM 2.5 Reduction Projects	*$0*	*$0*	
Metropolitan Planning	**$5,610,157**		
75% State Planning	**$15,443,566**		
25% RD&TT	**$5,147,855**		
National Highway Freight	**$35,160,835**	$35,160,835	
Section 164 Penalities	**$19,397,095**	$14,547,821	$4,849,274
Redistribution of Authority	**$6,974,132**	$6,974,132	
TOTAL Formula Apportionments	**$1,046,426,988**		
Less: Planning	**$26,201,578**		
Less: Rec Trails Exchange	**$1,201,709**		-$1,201,709
Total To Split	**$1,019,023,701**	**$764,267,776**	**$254,755,925**
% Share		**75.00%**	**25.00%**
Spending Authority	**100.2316%**	**$766,037,820**	**$255,345,940**

2022 Local Share of Federal Formula Apportionments -ESTIMATE

Last Updated - 01/26/2021

Spending Authority
100.2316%

Group I	STBG	HSIP	CMAQ	TA	Section 164 Penalty	FY 22 Target	Spending Authority
Indianapolis	$31,908,531	$5,897,460	$8,704,434	$2,670,575	$1,512,173	$50,693,173	$50,810,578
Fort Wayne	$6,343,907	$1,242,910	$2,215,410	$562,833	$318,695	$10,683,755	$10,708,499
Louisville	$2,722,322	$555,775	$1,105,034	$251,674	$142,507	$4,777,312	$4,788,376
South Bend	$4,847,270	$958,948	$1,756,541	$434,245	$245,885	$8,242,889	$8,261,980
Northwest	$12,383,070	$2,337,173	$3,711,918	$1,058,353	$599,277	$20,089,791	$20,136,319
Evansville	$3,988,388	$795,990	$1,493,209	$360,452	$204,100	$6,842,139	$6,857,985
Cincinnati	$213,879	$40,539	$65,294	$18,358	$10,395	$348,465	$349,272
TOTAL GROUP I	**$62,407,367**	**$11,828,795**	**$19,051,840**	**$5,356,490**	**$3,033,032**	**$101,677,524**	**$101,913,009**

Group II	STBG	HSIP	CMAQ	TA	Section 164 Penalty	FY 22 Target	Spending Authority
Anderson	$1,655,465	$349,423	$771,579	$137,494	$89,596	$3,003,557	$3,010,513
Bloomington	$2,992,243	$430,795		$169,513	$110,460	$3,703,011	$3,711,587
Elkhart/Goshen	$2,824,195	$568,700	$1,125,920	$223,776	$145,821	$4,888,412	$4,899,734
Kokomo	$1,712,395	$246,535		$97,008	$63,214	$2,119,152	$2,124,060
Lafayette	$4,068,116	$585,689		$230,461	$150,177	$5,034,443	$5,046,103
Muncie	$1,707,177	$359,125	$787,256	$141,311	$92,083	$3,086,952	$3,094,101
Terre Haute	$1,752,861	$367,697	$801,108	$144,684	$94,281	$3,160,631	$3,167,951
Columbus	$1,512,770	$217,794		$85,699	$55,845	$1,872,108	$1,876,444
Michigan City	$1,188,287	$261,771	$629,937	$103,004	$67,121	$2,250,120	$2,255,331
TOTAL GROUP II	**$19,413,509**	**$3,387,529**	**$4,115,800**	**$1,332,950**	**$868,598**	**$29,118,386**	**$29,185,824**
TOTAL RURAL	**$47,984,871**	**$3,695,801**	**$1,227,714**	**$4,951,353**	**$947,644**	**$58,807,383**	**$58,943,581**
SUB TOTAL	**$129,805,747**	**$18,912,125**	**$24,395,354**	**$11,640,793**	**$4,849,274**	**$189,603,293**	**$190,042,414**
STBG (DISCRETIONARY)						**$32,677,720**	**$32,753,402**
RAIL/HIGHWAY CROSSINGS						**$7,930,846**	**$7,949,214**
TRANSPORTATION ALTERNATIVES (FLEX AREAS)						**$11,640,793**	**$11,667,753**
STBG OFF-SYSTEM BRIDGES						**$12,903,273**	**$12,933,157**
GRAND TOTAL						**$254,755,925**	**$255,345,940**

Group 1 MPO CRRSAA table

Indianapolis	$13,398,652
Fort Wayne	$2,823,811
Louisville	$1,262,685
South Bend	$2,178,668
Northwest	$5,309,908
Evansville	$1,808,438
Cincinnati	$92,102

APPENDIX B

HOW TO EXPLORE STIP PROJECT LISTING

The STIP has over 1,000 projects sorted by different counties of Indiana. There is also a county called “Various” which list projects that are listed in multiple counties.

Instructions:

If text (or screen size) for viewing course content needs to be increased or decreased, use the following tips to:

Increase - Hold down the Ctrl (Ctrl) button on the keyboard, then push the Plus Sign (+) button.

Decrease - Hold down the Ctrl (Ctrl) button on the keyboard, then push the Minus Sign (-) button.

To search the STIP by County or Route Number, hover your mouse in the lower part of the page and press Ctrl-F. A small search box will appear in the upper right-hand side of the page.

Type in the County or Route Number and click. The project’s page number will appear. To locate the specific page by using the up or down arrows. Also, the County or Route Number will be highlighted.

How to Read the Project Listing:

Sponsor – The project’s sponsor is the agency or local government agency responsible for the development of the project.

CONTRACT #/Lead DES– This stands for Contract number and Lead Designation (DES) number which is a unique project number used by INDOT to track a project from proposal thru construction. (Hint: The DES prefix “17” meaning this project was created in calendar year of 2017.)

STIP NAME – This identifies when projects were placed into the STIP.

Init.	(Initial)	initial pull to create the STIP.
A	(Amendment)	and a number represent which amendment.
M	(Modification)	and a number represent which modification.

Route - This denotes the route number.

IR	(Inventory Route or County Road) are county or local street.
ST	(City Streets) are county or local street.
SR	(State Road).
US	(U. S. Highway).
I	(Interstate).

Work Type - This describes the improvement to be completed. The improvements include but are not limited to: bridge rehabilitation, road resurfacing, added capacity projects, bicycle pedestrian paths, etc.

Location - This category provide a brief description of the location of the improvement project.

District – Indiana is divided into six districts; two northern (LaPorte and Ft Wayne), two central (Crawfordsville and Greenfield) and two southern (Vincennes and Seymour). Most counties are located within a single district.

Miles – This is the length of the project per its description.

Federal Category – see FUNDING PROGRAMS section on pages 30-35.

CMAQ	Congestion Mitigation/Air Quality
DEM	Demonstrate
FLAP	Federal Lands Highway Program
Multiple	More than one (i.e. could be HSIP and CMAQ)
RTP	Recreational Trail) Safety – Highway Safety Improvement Program (HSIP)
STBG	Surface Transportation Block Gran Program
TAP	Transportation Alternatives.
TRANSIT	Transit Administration Programs

Total Cost of Projects - This category provide an estimated total overall project cost, or a project cost range, which may extend beyond the four years of the STIP. All projects that do not have the construction (CN) in a TIP or STIP will have this column completed. Estimated total costs of project column is for costs that may extend beyond the four years of a STIP. This column is not fiscally constrained and is for information purposes.

Program provides detailed level of funding for the project such bridge consulting vs. bridge construction

Phase – This denotes the preliminary engineering, right of way and construction timeline and estimated costs.

CN	Construction.
PE	Preliminary Engineering.
RW	Right-of-Way.

Federal – Fiscal amount provided by federal government.

Match – Fiscal amount to be provided by the local or state.

2022, 2023, 2024, 2025 Year project phase anticipated to occur.

2026 is illustrative meaning funds are not currently eligible for federal funding**.**

APPENDIX C

.

PROJECT LISTING

The projects listing is sorted by county.

The STIP is contract based and has only the lead DES number.

* Total Cost of Project column is the total project costs that may begin prior to and/or extend beyond the four years of a STIP. This column is not fiscally constrained and is for information purposes.

The FY 2026 project listing of the STIP is the 5th year of the STIP and is presented for illustrative purposes only. Projects listed in 2026 are not part of the Fiscal Constraint of INDOT STIP.

The test for Fiscal Constraint covers only those projects listed in the FY 2022-2025 timeframe, the required 4-year of the STIP.

SPECIAL PROJECTS – LOUISVILLE SOUTHERN INDIANA OHIO RIVERS BRIDGES PROJECTS

The information used to depict the Louisville-Southern Indiana Ohio River Bridges (LSIORB) project in the metropolitan Transportation Improvement Program (TIP) comes from the latest Major Project Finance Plan (MPFP), approved by the Federal Highway Administration (FHWA).

Because of the scope and significance of the LSIORB project, the FHWA requires the project sponsors (the Commonwealth of Kentucky and the State of Indiana) to submit annual financial plan updates to show how the project will be financed through construction. The annual updates demonstrate the shared commitments to complete this major project.

The last update finance plan was September 2017 https://www.in.gov/indot/files/Update%20to%20Financial%20Plan%20September2017.pdf.

More detailed project information can be found at the LSI ORB project web-site at: https://www.in.gov/indot/3696.htm.

SPECIAL PROJECTS – INTERSTATE 69, SECTION 5

Interstate 69, Section 5 consists of an upgrade of existing State Route 37 to a fully access controlled interstate highway (from Victor Pike to State Route 39 near Martinsville).

A portion of Section 5 is within the Bloomington/Monroe County Metropolitan Planning Area (BMCMP).

The last update finance plan was https://www.in.gov/indot/projects/i69/files/2017%20I-69%20Section%205%20FPU%20signed.pdf.

More detailed project information can be found at the I-69 Section 5 web-site: https://www.in.gov/indot/projects/i69/2355.htm.

SPECIAL PROJECTS – INTERSTATE 69, SECTION 6

The scope and significance of the **Interstate 69, Section 6** project, the FHWA will require the project sponsors (the State of Indiana) to submit annual financial plan updates to show how the project will be financed through construction. The annual updates will demonstrate the shared commitments to complete this major project.

The last update finance plan was https://www.in.gov/indot/projects/i69/files/I-69S6%20IFP%20Certified%20Approved.pdf.

Background: Interstate 69, Section 6 consists of an upgrade of existing State Route 37 to a fully access controlled interstate highway (from Route 39 near Martinsville to Indianapolis). https://www.in.gov/indot/projects/i69/2515.htm

Indiana Department of Transportation (INDOT)
State Preservation and Local Initiated Projects FY 2022 - 2026

SPONSOR	CONTRACT # / LEAD DES	STIP NAME	ROUTE	WORK TYPE	LOCATION	DISTRICT	MILES	FEDERAL CATEGORY	Total Cost of Project*	PROGRAM	PHASE	FEDERAL	MATCH	2022	2023	2024	2025	2026
Adams County																		
Adams County	2100105	Init.	IR 1001	Bridge Inspections	Countywide Bridge Inspection and Inventory Program for Cycle Years 2022-2025	Fort Wayne	0	STBG	$325,667.14	Local Funds	PE	$0.00	$49,689.00	$25,074.00	$1,596.00	$21,803.00	$1,216.00	
										Local Bridge Program	PE	$198,754.00	$0.00	$100,296.00	$6,382.00	$87,214.00	$4,862.00	
Performance Measure Impacted: Bridge Condition																		
Adams County	2100293	Init.	MS NA	Bridge Replacement	Bridge NBI # 0100082 located at CR 200 South between CR 500 E and 650 E over Blue Crk	Fort Wayne	0	STBG	$773,112.90	Local Funds	CN	$0.00	$193,278.23	$193,278.23				
										Community Crossing Grant Fund	CN	$579,834.67	$0.00	$579,834.67				
Performance Measure Impacted: Bridge Condition																		
Adams County	2100294	Init.	MS NA	HMA Overlay Minor Structural	Various Rds within the County (CCMG App 10705)	Fort Wayne	0	STBG	$380,183.30	Local Funds	CN	$0.00	$95,045.83	$95,045.83				
										Community Crossing Grant Fund	CN	$285,137.47	$0.00	$285,137.47				
Performance Measure Impacted: Pavement Condition																		
Monroe	2100426	Init.	MS NA	Pavement Replacement	CENTER ST from Walnut Street to E. Andrews Street	Fort Wayne	0	STBG	$101,141.00	Local Funds	CN	$0.00	$25,285.25	$25,285.25				
										Community Crossing Grant Fund	CN	$75,855.75	$0.00	$75,855.75				
Performance Measure Impacted: Pavement Condition																		
Indiana Department of Transportation	2100864	Init.	SR 218	Debris Removal From Channel	Bridge over Wabash River, 0.7 3 miles E of SR 116.	Fort Wayne	0	STBG	$479,125.00	Bridge Consulting	PE	$40,000.00	$10,000.00	$50,000.00				
										Bridge Construction	CN	$62,499.20	$15,624.80				$78,124.00	
Performance Measure Impacted: Safety																		
Indiana Department of Transportation	2100865	Init.	US 224	Debris Removal From Channel	Bridge over ST MARY'S RIVER , 00.85 Mile East of US 27.	Fort Wayne	0	STBG	$479,125.00	Bridge Consulting	PE	$36,000.00	$9,000.00	$45,000.00				
										Bridge Construction	CN	$71,427.20	$17,856.80				$89,284.00	
Performance Measure Impacted: Safety																		
Indiana Department of Transportation	40486 / 1602124	Init.	SR 101	HMA Overlay, Preventive Maintenance	From US 33 W Jct to US 224 E Jct	Fort Wayne	4.14	STBG	$4,004,519.00	Road Construction	CN	$3,116,989.60	$779,247.40	$3,896,237.00				
Performance Measure Impacted: Pavement Condition																		
Comments:Include DES 1602123, 1900624, 1602124																		
Decatur	40803 / 1600708	Init.	ST 1003	Intersection Improvement, Roundabout	Intersection of 2nd St., Adams St., Winchester St., and Mercer Ave	Fort Wayne	.28	STBG	$2,997,490.00	Group III Program	RW	$256,000.00	$0.00	$256,000.00				
										Local Funds	RW	$0.00	$64,000.00	$64,000.00				

 Report Created:2/1/2022 9:35:57AM

*Estimated Costs left to Complete Project column is for costs that may extend beyond the four years of a STIP. This column is not fiscally constrained and is for information purposes.

SPONSOR	CONTRACT # / LEAD DES	STIP NAME	ROUTE	WORK TYPE	LOCATION	DISTRICT	MILES	FEDERAL CATEGORY	Total Cost of Project*	PROGRAM	PHASE	FEDERAL	MATCH	2022	2023	2024	2025	2026
Decatur	40803 / 1600708	Init.	ST 1003	Intersection Improvement, Roundabout	Intersection of 2nd St., Adams St., Winchester St., and Mercer Ave	Fort Wayne	.28	STBG	$2,997,490.00	Local Funds	CN	$0.00	$466,250.00		$466,250.00			
										Group III Program	CN	$1,865,000.00	$0.00		$1,865,000.00			
Performance Measure Impacted: Safety																		
Comments:Include DES 1600708																		
Indiana Department of Transportation	41120 / 1800551	Init.	SR 218	HMA Overlay, Preventive Maintenance	From SR 116 to 0.75 Miles West of US 27 (West Limits Berne).	Fort Wayne	4.032	STBG	$1,638,182.00	Road Construction	CN	$1,152,428.00	$288,107.00			$1,440,535.00		
Performance Measure Impacted: Pavement Condition																		
Comments:Include DES 1800551																		
Indiana Department of Transportation	41547 / 1800209	Init.	SR 218	Bridge Replacement, Other Construction	Bridge Over Wabash River, 0.7 3 Miles East of SR 116.	Fort Wayne	.3	STBG	$5,396,760.00	Bridge ROW	RW	$32,000.00	$8,000.00	$40,000.00				
										Bridge Construction	CN	$3,675,388.00	$918,847.00		$4,594,235.00			
Comments:Include DES 1600275, 1800209																		
Indiana Department of Transportation	42474 / 1701394	Init.	US 224	Bridge Replacement, Other Construction	Bridge over Holthouse Ditch, 0. 95 miles W of US 27	Fort Wayne	0	NHPP	$1,792,975.00	Bridge Construction	CN	$1,341,360.00	$335,340.00	$1,676,700.00				
Comments:Include DES 1701394																		
Indiana Department of Transportation	43325 / 2002021	Init.	US 33	Bridge Replacement	0.47 Miles South of US 27, ANDREW MILLER DITCH.	Fort Wayne	0	NHPP	$5,392,154.00	Bridge Construction	CN	$3,672,855.20	$918,213.80				$4,591,069.00	
										Bridge Consulting	PE	$62,744.00	$15,686.00	$78,430.00				
										Bridge ROW	RW	$16,000.00	$4,000.00			$20,000.00		
Performance Measure Impacted: Bridge Condition																		
Comments:Include DES 2001993, 2002021																		
Indiana Department of Transportation	43326 / 2001852	Init.	SR 124	Pavement Replacement	From US27 to 0.98 miles East of US27 (East Limits Monroe).	Fort Wayne	1.051	STBG	$13,912,995.00	Road Consulting	PE	$560,800.00	$140,200.00	$701,000.00				
										Road Construction	CN	$9,429,535.20	$2,357,383.80				$11,786,919.00	
										Road ROW	RW	$160,000.00	$40,000.00			$200,000.00		
Performance Measure Impacted: Pavement Condition																		
Comments:Include DES 2001848, 2001852																		
Indiana Department of Transportation	43473 / 2000556	Init.	US 224	Debris Removal From Channel	US 224 over St Mary's River, 0. 85 miles E of US 27	Fort Wayne	0	STBG	$459,370.00	Bridge Construction	CN	$288,496.00	$72,124.00			$360,620.00		

*Estimated Costs left to Complete Project column is for costs that may extend beyond the four years of a STIP. This column is not fiscally constrained and is for information purposes.

SPONSOR	CONTRACT # / LEAD DES	STIP NAME	ROUTE	WORK TYPE	LOCATION	DISTRICT	MILES	FEDERAL CATEGORY	Total Cost of Project*	PROGRAM	PHASE	FEDERAL	MATCH	2022	2023	2024	2025	2026
Indiana Department of Transportation	43473 / 2000556	Init.	US 224	Debris Removal From Channel	US 224 over St Mary's River, 0.85 miles E of US 27	Fort Wayne	0	STBG	$459,370.00	Bridge Consulting	PE	$20,000.00	$5,000.00	$25,000.00				
Performance Measure Impacted: Safety																		
Comments:Include DES 2000554, 2000555, 2100868, 2100877, 2000556																		
Indiana Department of Transportation	43801 / 2100686	Init.	US 224	Bridge Deck Overlay	Bridge over ST MARY'S RIVER, 00.85 East of US 27.	Fort Wayne	0	STBG	$3,890,750.00	Bridge Construction	CN	$2,739,000.00	$684,750.00					$3,423,750.00
										Bridge Consulting	PE	$373,600.00	$93,400.00	$467,000.00				
Performance Measure Impacted: Bridge Condition																		
Comments:Include DES 2100737, 2100686																		

Adams County Total

Federal: $30,111,704.29 Match :$7,606,328.91 2022: $8,679,174.20 2023: $6,933,463.00 2024: $2,130,172.00 2025: $16,551,474.00 2026: $3,423,750.00

*Estimated Costs left to Complete Project column is for costs that may extend beyond the four years of a STIP. This column is not fiscally constrained and is for information purposes.

SPONSOR	CONTRACT # / LEAD DES	STIP NAME	ROUTE	WORK TYPE	LOCATION	DISTRICT	MILES	FEDERAL CATEGORY	Total Cost of Project*	PROGRAM	PHASE	FEDERAL	MATCH	2022	2023	2024	2025	2026
Allen County																		
MPO - Fort Wayne	2001063	Init.	MS 00	Other Type Project (Miscellaneous)	Fort Wayne MPO UPWP PL for FY 2021-2022	Fort Wayne	0	STBG	$471,125.00	Local Funds	PE	$0.00	$94,225.00	$18,845.00	$18,845.00	$18,845.00	$18,845.00	$18,845.00
										Fort Wayne MPO	PE	$376,900.00	$0.00	$75,380.00	$75,380.00	$75,380.00	$75,380.00	$75,380.00
Performance Measure Impacted: Safety																		
Indiana Department of Natural Resources	2001714	Init.	VA VARI	Bike/Pedestrian Facilities	Fort Wayne- Fishing Line Trails	Fort Wayne	0	Multiple	$237,575.00	Recreational Trails Program	CN	$160,000.00	$40,000.00	$200,000.00				
Performance Measure Impacted: Reliability and Freight Reliability																		
Allen County	2100106	Init.	IR 1001	Bridge Inspections	Countywide Bridge Inspection and Inventory Program for Cycle Years 2022-2025	Fort Wayne	0	STBG	$634,640.00	Local Bridge Program	PE	$507,712.00	$0.00	$254,235.00	$16,044.00	$221,074.00	$16,359.00	
										Local Funds	PE	$0.00	$126,928.00	$63,559.00	$4,011.00	$55,268.00	$4,090.00	
Performance Measure Impacted: Bridge Condition																		
Fort Wayne	35622 / 1173162	Init.	ST 1001	Road Reconstruction (3R/4R Standards)	Maplecrest Rd: from Trier Rd to Stellhorn Rd (Phase 2 CN)	Fort Wayne	1.4	STBG	$13,757,925.00	Local Funds	CN	$0.00	$95,455.00	$95,455.00				
										Fort Wayne MPO	CN	$381,820.00	$0.00	$381,820.00				
Indiana Department of Transportation	40485 / 1601010	Init.	US 24	Pavement Replacement	From 2.61 miles E of I-469 to 4.80 miles E of I-469	Fort Wayne	2.206	NHPP	$13,444,069.00	Road Construction	CN	$10,595,036.80	$2,648,759.20	$13,243,796.00				
Performance Measure Impacted: Pavement Condition																		
Comments:Include DES 1901451, 1901452, 1901453, 1901454, 1901455, 1901456, 1901457, 1901458, 1901459, 1901460, 1901461, 2000286, 1601010																		
Indiana Department of Transportation	41079 / 1901890	Init.	US 30	New Interchange Construction	1.55 Miles West of US 33, at Flaugh Road.	Fort Wayne	1.26	NHPP		American Rescue Plan Act	CN	$24,643,200.00	$6,160,800.00			$30,804,000.00		
										Bridge Construction	CN	$4,336,329.60	$1,084,082.40			$5,420,412.00		
										Mobility ROW	RW	$2,496,000.00	$624,000.00	$3,120,000.00				
										Mobility Consulting	PE	$300,000.00	$75,000.00	$375,000.00				
										Mobility Construction	CN	$6,108,800.00	$1,527,200.00	$3,940,000.00		$3,696,000.00		
Performance Measure Impacted: Safety																		
Allen County	41140 / 1702810	Init.	IR 1015	Bridge Deck Replacement	Bridge #271: On S County Line Rd over St Marys River	Fort Wayne	.05	STBG	$1,571,928.00	Local Funds	CN	$0.00	$272,800.00		$272,800.00			
										Local Bridge Program	CN	$1,091,200.00	$0.00		$1,091,200.00			
Performance Measure Impacted: Bridge Condition																		

*Estimated Costs left to Complete Project column is for costs that may extend beyond the four years of a STIP. This column is not fiscally constrained and is for information purposes.

SPONSOR	CONTRACT # / LEAD DES	STIP NAME	ROUTE	WORK TYPE	LOCATION	DISTRICT	MILES	FEDERAL CATEGORY	Total Cost of Project*	PROGRAM	PHASE	FEDERAL	MATCH	2022	2023	2024	2025	2026
Comments:Include DES 1702810																		
Leo-Cedarville	41299 / 1801426	Init.	ST 1037	Road Reconstruction (3R/4R Standards)	Amstutz Rd: from SR 1 (Leo Rd) to Hosler Rd	Fort Wayne	.7	STBG	$6,901,875.00	Fort Wayne MPO	CN	$5,521,500.00	$0.00			$5,521,500.00		
										Local Funds	CN	$0.00	$1,380,375.00			$1,380,375.00		
										Fort Wayne MPO	RW	$80,000.00	$0.00	$80,000.00				
										Local Funds	RW	$0.00	$20,000.00	$20,000.00				
Indiana Department of Transportation	41544 / 1800036	Init.	I 69	Interchange Modification	I-69 from 0.99 miles north of SR 3 to 1.74 miles north of SR 3 (C oldwater Road)	Fort Wayne	.75	NHPP	$12,214,035.00	Road Construction	CN	$10,610,592.80	$2,652,648.20	$13,263,241.00				
Performance Measure Impacted: Safety																		
Comments:Include DES 1601991, 1800162, 1901492, 1901493, 1800036																		
Indiana Department of Transportation	41568 / 1800034	Init.	I 469	Interchange Modification	I-469 SB off-ramp @ SR 37	Fort Wayne	.38	NHPP	$1,727,023.00	Safety Construction	CN	$1,187,345.70	$131,927.30		$1,319,273.00			
Performance Measure Impacted: Safety																		
Comments:Include DES 2001168, 1800034																		
Indiana Department of Transportation	41579 / 1401845	Init.	SR 930	Intersect. Improv. W/ Added Turn Lanes	At US 27, Add Left Turn Lanes on E, W, & S Approaches	Fort Wayne	.441	NHPP	$6,018,426.00	Mobility ROW	RW	$416,000.00	$104,000.00	$520,000.00				
										Road Construction	CN	$1,265,095.20	$316,273.80		$1,581,369.00			
										Mobility Construction	CN	$2,355,256.80	$588,814.20		$2,944,071.00			
Performance Measure Impacted: Safety																		
Comments:Include DES 2000976, 1401845																		
Indiana Department of Transportation	41580 / 1800089	Init.	I 469	Interchange Modification	I-469 at I-69 N Jct.	Fort Wayne	1.752	NHPP	$18,931,510.00	Mobility Construction	CN	$12,224,557.80	$1,358,284.20		$13,582,842.00			
Performance Measure Impacted: Safety																		
Comments:Include DES 1902144, 2000803, 2000805, 2000806, 2000807, 2101237, 1800089																		
Indiana Department of Transportation	41641 / 1801807	Init.	US 30	New Interchange Construction	7.4 miles W of US 33 (at CR 800E/County Line Road, Whitley/	Fort Wayne	.94	NHPP	$160,000.00	Mobility Construction	CN	$960,000.00	$240,000.00		$1,200,000.00			
Performance Measure Impacted: Safety																		
Comments:Include DES 1801807																		
Huntertown	41664 / 1801749	Init.	ST 1039	Road Reconstruction (3R/4R Standards)	Carroll Rd: Lima Rd (SR 3) to Coral Springs Dr/Shearwater Run	Fort Wayne	.4	STBG	$3,993,750.00	Fort Wayne MPO	CN	$2,870,000.00	$0.00		$2,670,000.00	$200,000.00		
										Local Funds	CN	$0.00	$717,500.00		$667,500.00	$50,000.00		

*Estimated Costs left to Complete Project column is for costs that may extend beyond the four years of a STIP. This column is not fiscally constrained and is for information purposes.

SPONSOR	CONTRACT # / LEAD DES	STIP NAME	ROUTE	WORK TYPE	LOCATION	DISTRICT	MILES	FEDERAL CATEGORY	Total Cost of Project*	PROGRAM	PHASE	FEDERAL	MATCH	2022	2023	2024	2025	2026
Huntertown	41664 / 1801749	Init.	ST 1039	Road Reconstruction (3R/4R Standards)	Carroll Rd: Lima Rd (SR 3) to Coral Springs Dr/Shearwater Run	Fort Wayne	.4	STBG	$3,993,750.00	Local Funds	RW	$0.00	$31,250.00	$31,250.00				
										Fort Wayne MPO	RW	$125,000.00	$0.00	$125,000.00				
Comments:Include DES 1801748, 1801749																		
Allen County	41955 / 1802912	Init.	IR 4900	Road Reconstruction (3R/4R Standards)	Fogwell Parkway from Lafayette Center Road to Winters Road	Fort Wayne	.947	STBG	$8,900,000.00	Local Funds	CN	$0.00	$1,634,000.00			$1,634,000.00		
										Group IV Program	CN	$6,536,000.00	$0.00			$6,536,000.00		
Allen County	42154 / 1901699	Init.	IR 1025	Road Reconstruction (3R/4R Standards)	Bass Rd: from Approx. 2900 ' West of Hadley Rd to Brenton Glens Lane	Fort Wayne	.87	STBG		Fort Wayne MPO	RW	$270,000.00	$0.00	$270,000.00				
										Fort Wayne MPO	CN	$14,260,000.00	$0.00	$5,680,000.00	$7,880,000.00	$700,000.00		
										Local Funds	RW	$0.00	$67,500.00	$67,500.00				
										Local Funds	CN	$0.00	$4,548,000.00	$2,403,000.00	$1,970,000.00	$175,000.00		
Indiana Department of Transportation	42157 / 1901483	Init.	SR 1	Bridge Deck Overlay	Bridge over ELY RUN, 02.50 North of I-69.	Fort Wayne	0	STBG	$1,177,148.00	Bridge Construction	CN	$926,657.60	$231,664.40	$1,158,322.00				
Performance Measure Impacted: Bridge Condition																		
Comments:Include DES 1901484, 1901483																		
Allen County	42160 / 1901703	Init.	ST 1042	Added Travel Lanes	Clinton St from Auburn Rd to Mayhew Rd	Fort Wayne	3.12	STBG	$32,872,500.00	Local Funds	PE	$0.00	$662,500.00	$162,500.00		$500,000.00		
										Fort Wayne MPO	PE	$2,650,000.00	$0.00	$650,000.00		$2,000,000.00		
Performance Measure Impacted: Pavement Condition																		
Fort Wayne	42163 / 1901705	Init.	ST 1043	Added Travel Lanes	Hillegas Rd from State Blvd to Coliseum Blvd	Fort Wayne	1.35	STBG	$20,203,500.00	Local Funds	PE	$0.00	$379,400.00	$379,400.00				
										Fort Wayne MPO	CN	$11,471,375.00	$0.00					$11,471,375.00
										Fort Wayne MPO	PE	$1,517,600.00	$0.00	$1,517,600.00				
										Local Funds	RW	$0.00	$375,000.00			$375,000.00		
										Fort Wayne MPO	RW	$1,500,000.00	$0.00			$1,500,000.00		

*Estimated Costs left to Complete Project column is for costs that may extend beyond the four years of a STIP. This column is not fiscally constrained and is for information purposes.

SPONSOR	CONTRACT # / LEAD DES	STIP NAME	ROUTE	WORK TYPE	LOCATION	DISTRICT	MILES	FEDERAL CATEGORY	Total Cost of Project*	PROGRAM	PHASE	FEDERAL	MATCH	2022	2023	2024	2025	2026
Fort Wayne	42163 / 1901705	Init.	ST 1043	Added Travel Lanes	Hillegas Rd from State Blvd to Coliseum Blvd	Fort Wayne	1.35	STBG	$20,203,500.00	Local Funds	CN	$0.00	$4,960,125.00					$4,960,125.00
Performance Measure Impacted: Pavement Condition																		
Huntertown	42164 / 1901711	Init.	IR 1044	Road Reconstruction (3R/4R Standards)	Hathaway Rd from Hand Rd to Lima Rd/SR 3	Fort Wayne	0	STBG	$9,845,000.00	Fort Wayne MPO	PE	$450,000.00	$0.00	$450,000.00				
										Local Funds	PE	$0.00	$112,500.00	$112,500.00				
										Fort Wayne MPO	RW	$1,500,000.00	$0.00			$750,000.00	$750,000.00	
										Local Funds	RW	$0.00	$375,000.00			$187,500.00	$187,500.00	
Allen County	42165 / 1901712	Init.	IR 1045	Bridge Widening	Brg No 29: on Grabill Rd over the St. Joe River	Fort Wayne	0	STBG	$8,750,000.00	Local Funds	CN	$0.00	$1,625,000.00				$1,625,000.00	
										Fort Wayne MPO	RW	$300,000.00	$0.00		$150,000.00	$150,000.00		
										Local Funds	PE	$0.00	$250,000.00	$250,000.00				
										Local Funds	RW	$0.00	$75,000.00		$37,500.00	$37,500.00		
										Fort Wayne MPO	CN	$6,500,000.00	$0.00				$6,500,000.00	
Performance Measure Impacted: Bridge Condition																		
Indiana Department of Transportation	42357 / 1800058	Init.	US 24	Bridge Replacement, Other Construction	Over Aboite Creek, EB, 4.11 Miles West of I-69.	Fort Wayne	.3	NHPP	$5,745,225.00	Bridge ROW	RW	$20,000.00	$5,000.00	$25,000.00				
										Bridge Construction	CN	$3,616,940.00	$904,235.00		$2,000.00	$4,519,175.00		
Comments:Include DES 1800059, 1900070, 2000548, 1800058																		
Indiana Department of Transportation	42358 / 1900107	Init.	SR 930	Other Intersection Improvement	SR 930 @ Maplecrest/Adams Center Road, 3.66 miles W of I-469	Fort Wayne	.53	STBG	$3,600,134.00	Mobility Construction	CN	$2,373,832.80	$593,458.20		$100,000.00	$2,867,291.00		
										Mobility ROW	RW	$80,000.00	$20,000.00	$100,000.00				
Performance Measure Impacted: Safety																		
Comments:Include DES 1900107																		
Indiana Department of Transportation	42360 / 1800092	Init.	I 469	Interchange Modification	I-469 at the US 24 Interchange.	Fort Wayne	.56	NHPP	$8,640,109.00	Mobility ROW	RW	$225,000.00	$25,000.00	$250,000.00				
										Mobility Construction	CN	$6,250,814.10	$694,534.90		$100,000.00	$6,845,349.00		

*Estimated Costs left to Complete Project column is for costs that may extend beyond the four years of a STIP. This column is not fiscally constrained and is for information purposes.

SPONSOR	CONTRACT # / LEAD DES	STIP NAME	ROUTE	WORK TYPE	LOCATION	DISTRICT	MILES	FEDERAL CATEGORY	Total Cost of Project*	PROGRAM	PHASE	FEDERAL	MATCH	2022	2023	2024	2025	2026
Performance Measure Impacted: Safety																		
Comments:Include DES 1800092																		
Indiana Department of Transportation	42462 / 1600471	Init.	SR 101	Replace Superstructure	3.59 miles South of US 30, Bridge over Brown Ditch, tributary of Flat Rock Creek.	Fort Wayne	.1	STBG	$934,789.00	Bridge Construction	CN	$747,831.20	$186,957.80	$934,789.00				
Performance Measure Impacted: Bridge Condition																		
Indiana Department of Transportation	42463 / 1900619	Init.	I 69	Concrete Pavement Restoration (CPR)	From 1.25 Miles South of US 24 to 2.13 Miles South of US 30.	Fort Wayne	6.43	NHPP	$8,281,612.00	Road Construction	CN	$7,869,583.90	$1,388,750.10	$9,258,334.00				
Performance Measure Impacted: Pavement Condition																		
Comments:Include DES 1701406, 1701408, 1900620, 1900619																		
Indiana Department of Transportation	42469 / 1602284	Init.	SR 37	Bridge Replacement, Other Construction	Over Dietzen Ditch, 3.71 miles N of SR 101.	Fort Wayne	.25	STBG	$4,818,504.00	Bridge Construction	CN	$2,134,586.40	$533,646.60	$2,668,233.00				
Comments:Include DES 1701392, 1701400, 1701401, 1602284																		
Indiana Department of Transportation	42470 / 1600290	Init.	SR 3	Replace Superstructure	4.19 miles S of SR 205, over Willow Creek Ditch, Northbound Lane	Fort Wayne	0	NHPP	$2,565,751.00	Bridge Construction	CN	$1,403,964.00	$350,991.00	$1,754,955.00				
Performance Measure Impacted: Bridge Condition																		
Comments:Include DES 1600291, 1600290																		
Indiana Department of Transportation	42472 / 1701388	Init.	US 27	Bridge Deck Replacement	Bridge over St Mary's River, Northbound, 2.60 miles S of SR 930.	Fort Wayne	0	NHPP	$3,924,160.00	Bridge Construction	CN	$3,139,328.00	$784,832.00	$3,924,160.00				
Performance Measure Impacted: Bridge Condition																		
Indiana Department of Transportation	42473 / 1901466	Init.	I 469	Bridge Rehab-Pipe Lining	Bridge over DRAINAGE DITCH, 00.01 East of US 27.	Fort Wayne	0	NHPP	$976,571.00	Bridge Construction	CN	$958,768.20	$106,529.80	$1,065,298.00				
Performance Measure Impacted: Bridge Condition																		
Comments:Include DES 1901463, 1901466																		
Indiana Department of Transportation	42689 / 1902892	Init.	SR 3	Small Structures & Drains Construction	4 Various locations: 3 on SR 3, 2 in Allen Co between RP's 179 +28 & 190+85: in Noble Co at	Fort Wayne	11.55	STBG	$1,208,218.00	Bridge ROW	RW	$40,000.00	$10,000.00	$50,000.00				
										Bridge Construction	CN	$718,038.40	$179,509.60	$20,000.00	$877,548.00			
Performance Measure Impacted: Safety																		
Comments:Include DES 1902892																		
Indiana Department of Transportation	42692 / 1902894	Init.	US 27	Small Structures & Drains Construction	2 Locations on US 27 in Allen County between RP's 108+86 and 108+95.	Fort Wayne	.09	STBG	$637,258.00	Bridge ROW	RW	$8,000.00	$2,000.00	$10,000.00				
										Bridge Construction	CN	$357,294.40	$89,323.60	$10,000.00	$436,618.00			
Performance Measure Impacted: Safety																		
Comments:Include DES 1902894																		
Allen County	42838 / 1902826	Init.	IR 1921	Bridge Replacement	Bridge #277 on Monroeville Rd over Hoffman Drain	Fort Wayne	.145	STBG	$1,769,450.00	Local Funds	RW	$0.00	$10,000.00		$10,000.00			

*Estimated Costs left to Complete Project column is for costs that may extend beyond the four years of a STIP. This column is not fiscally constrained and is for information purposes.

SPONSOR	CONTRACT # / LEAD DES	STIP NAME	ROUTE	WORK TYPE	LOCATION	DISTRICT	MILES	FEDERAL CATEGORY	Total Cost of Project*	PROGRAM	PHASE	FEDERAL	MATCH	2022	2023	2024	2025	2026
Allen County	42838 / 1902826	Init.	IR 1921	Bridge Replacement	Bridge #277 on Monroeville Rd over Hoffman Drain	Fort Wayne	.145	STBG	$1,769,450.00	Local Funds	CN	$0.00	$292,200.00			$292,200.00		
										Local Bridge Program	CN	$1,168,800.00	$0.00			$1,168,800.00		
Performance Measure Impacted: Bridge Condition																		
Comments:Include DES 1902826																		
Allen County	42839 / 1902824	Init.	IR 6600	Bridge Replacement	Bridge # 257 on Bluffton Rd over Harber Ditch	Fort Wayne	.1	STBG	$2,340,100.00	Local Bridge Program	CN	$1,485,680.00	$0.00			$1,485,680.00		
										Local Funds	RW	$0.00	$110,250.00		$110,250.00			
										Local Funds	CN	$0.00	$371,420.00			$371,420.00		
Performance Measure Impacted: Bridge Condition																		
Comments:Include DES 1902824																		
Allen County	42840 / 1902825	Init.	IR 6581	Bridge Replacement	Bridge #226 on Amber Rd over the Little River	Fort Wayne	.14	STBG	$1,283,543.00	Local Bridge Program	RW	$40,000.00	$0.00		$40,000.00			
										Local Funds	CN	$0.00	$213,900.00				$213,900.00	
										Local Funds	RW	$0.00	$10,000.00		$10,000.00			
										Local Bridge Program	CN	$855,600.00	$0.00				$855,600.00	
Performance Measure Impacted: Bridge Condition																		
Comments:Include DES 1902825																		
Allen County	42841 / 1902823	Init.	IR 1289	Bridge Replacement	Bridge #15 on Antwerp Rd over the OberHaltzer Ditch	Fort Wayne	.1	STBG	$1,529,921.00	Local Bridge Program	CN	$1,223,937.00	$0.00				$1,223,937.00	
										Local Bridge Program	RW	$164,800.00	$0.00		$164,800.00			
										Local Funds	CN	$0.00	$305,984.00				$305,984.00	
										Local Funds	RW	$0.00	$41,200.00		$41,200.00			
Performance Measure Impacted: Bridge Condition																		
Allen County	42842 / 1902749	Init.	IR 6620	Bridge Replacement	Bridge # 141 on Slusher Rd over Edgerton-Carson Ditch	Fort Wayne	.44	STBG	$3,352,900.00	Local Bridge Program	CN	$2,265,600.00	$0.00				$2,265,600.00	
										Local Bridge Program	RW	$104,000.00	$0.00		$104,000.00			
										Local Funds	RW	$0.00	$26,000.00		$26,000.00			

*Estimated Costs left to Complete Project column is for costs that may extend beyond the four years of a STIP. This column is not fiscally constrained and is for information purposes.

SPONSOR	CONTRACT # / LEAD DES	STIP NAME	ROUTE	WORK TYPE	LOCATION	DISTRICT	MILES	FEDERAL CATEGORY	Total Cost of Project*	PROGRAM	PHASE	FEDERAL	MATCH	2022	2023	2024	2025	2026
Allen County	42842 / 1902749	Init.	IR 6620	Bridge Replacement	Bridge # 141 on Slusher Rd over Edgerton-Carson Ditch	Fort Wayne	.44	STBG	$3,352,900.00	Local Funds	CN	$0.00	$566,400.00				$566,400.00	
Performance Measure Impacted: Bridge Condition																		
Comments:Include DES 1902749																		
Fort Wayne	42843 / 1902836	Init.	IR 1988	Bridge Replacement	Bridge # 113 on Goeglein Rd over Bullerman Drain.	Fort Wayne	.12	STBG	$1,430,100.00	Local Funds	RW	$0.00	$1,000.00		$1,000.00			
										Local Funds	CN	$0.00	$292,200.00				$292,200.00	
										Local Bridge Program	CN	$1,164,800.00	$0.00				$1,164,800.00	
Performance Measure Impacted: Bridge Condition																		
Comments:Include DES 1902836																		
Fort Wayne	42844 / 1902834	Init.	IR 1988	Bridge Deck Reconstruction	Bridge #358 on Bluffton Rd over the St. Mary's River	Fort Wayne	.12	STBG	$7,699,300.00	Local Bridge Program	CN	$5,675,440.00	$0.00			$160,000.00	$5,515,440.00	
										Local Funds	CN	$0.00	$1,419,860.00		$1,000.00	$40,000.00	$1,378,860.00	
										Local Funds	PE	$0.00	$0.00	$0.00				
										Local Bridge Program	PE	$0.00	$0.00	$0.00				
Huntertown	42845 / 1902837	Init.	ST 6880	Bridge Deck Overlay and Widening	Bridge 46 on Kell Rd over Willow Creek	Fort Wayne	.1	STBG	$1,083,518.00	Local Funds	CN	$0.00	$184,000.00				$184,000.00	
										Local Bridge Program	RW	$24,000.00	$0.00		$24,000.00			
										Local Bridge Program	CN	$736,000.00	$0.00				$736,000.00	
										Local Funds	RW	$0.00	$6,000.00		$6,000.00			
Comments:Include DES 1902837																		
Indiana Department of Transportation	43108 / 2000344	Init.	SR 930	Substructure Repair And Rehabilitation	SR 930 over Br. St Joe River, 2 .62 miles E of US 27	Fort Wayne	0	STBG	$1,122,084.00	Bridge Construction	CN	$523,042.40	$130,760.60	$653,803.00				
Performance Measure Impacted: Safety																		
Comments:Include DES 2000260, 2000272, 2000279, 2000280, 2000283, 2000285, 2000344																		
Woodburn	43120 / 2001675	Init.	ST 1011	Bike/Pedestrian Facilities	Woodburn Road Trail: from Becker Road to 1200' west of SR 101 (south)	Fort Wayne	.26	STBG	$317,312.00	Local Funds	CN	$0.00	$181,416.00	$181,416.00				
										Local Transportation Alternatives	CN	$427,149.00	$0.00	$427,149.00				

*Estimated Costs left to Complete Project column is for costs that may extend beyond the four years of a STIP. This column is not fiscally constrained and is for information purposes.

SPONSOR	CONTRACT # / LEAD DES	STIP NAME	ROUTE	WORK TYPE	LOCATION	DISTRICT	MILES	FEDERAL CATEGORY	Total Cost of Project*	PROGRAM	PHASE	FEDERAL	MATCH	2022	2023	2024	2025	2026
Performance Measure Impacted: Reliability and Freight Reliability																		
Indiana Department of Transportation	43145 / 2001755	Init.	I 469	Drainage Ditch Correction	From 0.48 Miles West of I-69 to 0.57 Miles West of SR 1 (R/R Bridge).	Fort Wayne	6	NHPP	$1,532,974.00	Road Construction	CN	$966,216.60	$107,357.40			$1,073,574.00		
Performance Measure Impacted: Safety																		
Comments:Include DES 2001755																		
Indiana Department of Transportation	43146 / 2001756	Init.	I 69	Drainage Ditch Correction	From 5.46 Mi. North of US 224 (Flat Creek) to 0.66 Mi. North of I -469 S. Jct.	Fort Wayne	5.28	NHPP	$1,360,820.00	Road Construction	CN	$984,910.50	$109,434.50				$1,094,345.00	
Performance Measure Impacted: Safety																		
Comments:Include DES 2001756																		
Monroeville	43157 / 2001789	Init.	ST 1011	Bike/Pedestrian Facilities	TRAIL; Ohio St, SW of Marquardt Dr. along East Allen Industrial Park Roadway	Fort Wayne	.7	STBG	$1,633,603.00	Local Funds	CN	$0.00	$215,461.60	$215,461.60				
										Local Transportation Alternatives	CN	$861,844.40	$0.00	$861,844.40				
Performance Measure Impacted: Reliability and Freight Reliability																		
Comments:Include DES 2001784, 2001790, 2001789																		
Indiana Department of Transportation	43168 / 2000601	Init.	I 469	Small Structure Replacement	Small Structure for Grover Ditch, 1.41 miles N of US 30.	Fort Wayne	0	NHPP	$19,038,321.00	Bridge Construction	CN	$14,125,113.90	$1,569,457.10	$15,000.00	$15,679,571.00			
Performance Measure Impacted: Bridge Condition																		
Comments:Include DES 1900244, 2000583, 2000599, 2000603, 2000791, 2000812, 2000814, 2000898, 2000899, 2000908, 2000911, 2000912, 2000914, 2000601																		
Indiana Department of Transportation	43172 / 2000907	Init.	I 69	Bridge Thin Deck Overlay	Covington Road Bridge over I-6 9 NB/SB, 1.21 miles S of SR 14.	Fort Wayne	0	NHPP	$1,298,425.00	Bridge Construction	CN	$938,407.50	$104,267.50		$1,042,675.00			
Performance Measure Impacted: Bridge Condition																		
Comments:Include DES 2000794, 2000900, 2000907																		
Indiana Department of Transportation	43173 / 2001128	Init.	US 30	Concrete Pavement Restoration (CPR)	From I-469 to 1.55 Miles East of I-469.	Fort Wayne	1.55	NHPP	$3,395,466.00	Road Construction	CN	$2,381,326.40	$595,331.60		$2,976,658.00			
Performance Measure Impacted: Pavement Condition																		
Comments:Include DES 2000979, 2001128																		
Indiana Department of Transportation	43179 / 2000983	Init.	US 24	HMA Overlay, Preventive Maintenance	From 0.62 Miles West of I-69 (6 80 feet West of Liberty Mills Rd) to I-69.	Fort Wayne	.61	NHPP	$1,389,660.00	Road Construction	CN	$977,445.60	$244,361.40		$1,221,807.00			
Performance Measure Impacted: Pavement Condition																		
Comments:Include DES 2001129, 2000983																		
Indiana Department of Transportation	43194 / 2000541	Init.	SR 1	Debris Removal From Channel	Small Structure over UNT of St Joe River, 9.77 miles N of I-69	Fort Wayne	0	STBG	$678,677.00	Bridge Construction	CN	$375,025.60	$93,756.40		$468,782.00			
Performance Measure Impacted: Safety																		
Comments:Include DES 2000542, 2000543, 2000544, 2000545, 2000546, 2000547, 2001163, 2000541																		
Indiana Department of Transportation	43256 / 2100010	Init.	SR 3	Intersect. Improv. W/ Added Turn Lanes	SR 3 at Cedar Canyons Rd, 4.5 miles South of SR 205.	Fort Wayne	.5	STBG	$3,592,469.00	Bridge ROW	RW	$20,000.00	$5,000.00			$25,000.00		
										Bridge Consulting	PE	$404,000.00	$101,000.00	$505,000.00				

*Estimated Costs left to Complete Project column is for costs that may extend beyond the four years of a STIP. This column is not fiscally constrained and is for information purposes.

SPONSOR	CONTRACT # / LEAD DES	STIP NAME	ROUTE	WORK TYPE	LOCATION	DISTRICT	MILES	FEDERAL CATEGORY	Total Cost of Project*	PROGRAM	PHASE	FEDERAL	MATCH	2022	2023	2024	2025	2026
Indiana Department of Transportation	43256 / 2100010	Init.	SR 3	Intersect. Improv. W/ Added Turn Lanes	SR 3 at Cedar Canyons Rd, 4.5 miles South of SR 205.	Fort Wayne	.5	STBG	$3,592,469.00	Bridge Construction	CN	$1,955,655.20	$488,913.80				$2,444,569.00	
Performance Measure Impacted: Safety																		
Comments:Include DES 2002212, 2002215, 2002216, 2100010																		
Indiana Department of Transportation	43257 / 2000026	Init.	I 469	Interchange Modification	I-469 NB On-Ramp (US 30)	Fort Wayne	.68	NHPP	$852,767.00	Mobility Construction	CN	$393,291.90	$43,699.10				$436,991.00	
										Mobility Consulting	PE	$72,000.00	$8,000.00	$80,000.00				
Performance Measure Impacted: Safety																		
Comments:Include DES 2000026																		
Indiana Department of Transportation	43259 / 2001843	Init.	I 469	Pavement Replacement	From 0.49 Miles North of US 24 to 0.54 Miles South of SR 37.	Fort Wayne	2.681	NHPP	$59,833,474.00	Road Consulting	PE	$3,600,000.00	$400,000.00	$4,000,000.00				
										Road Construction	CN	$50,236,626.60	$5,581,847.40				$55,818,474.00	
Performance Measure Impacted: Pavement Condition																		
Comments:Include DES 2001844, 2001843																		
Indiana Department of Transportation	43269 / 2002360	Init.	I 69	Small Structure Pipe Lining	4.37 Miles North of I-469/I-69 - N. JCT, Large Culvert for UNT CEDAR CREEK.	Fort Wayne	.1	NHPP	$5,932,143.00	Bridge ROW	RW	$20,000.00	$5,000.00			$25,000.00		
										Bridge Construction	CN	$3,869,234.40	$967,308.60				$4,836,543.00	
										Bridge Consulting	PE	$856,480.00	$214,120.00	$1,070,600.00				
Performance Measure Impacted: Safety																		
Comments:Include DES 2002209, 2002218, 2002220, 2002225, 2002361, 2002360																		
Indiana Department of Transportation	43270 / 2002141	Init.	I 469	Bridge Deck Overlay	Bridge over MAPLECREST ROAD NB/SB, 3.99 East of SR 37.	Fort Wayne	0	NHPP	$5,367,247.00	Bridge Construction	CN	$6,086,381.40	$676,264.60				$6,762,646.00	
										Bridge Consulting	PE	$850,500.00	$94,500.00	$945,000.00				
Performance Measure Impacted: Bridge Condition																		
Comments:Include DES 2002142, 2002141																		
Indiana Department of Transportation	43271 / 2001841	Init.	I 69	HMA Overlay, Preventive Maintenance	From 3.98 Miles South of SR 1 to 0.91 Miles North of SR 1.	Fort Wayne	4.96	NHPP	$17,076,176.00	Bridge Construction	CN	$3,736,127.70	$415,125.30				$4,151,253.00	
										Road Construction	CN	$9,695,270.70	$1,077,252.30				$10,772,523.00	
										Bridge Consulting	PE	$621,360.00	$69,040.00	$690,400.00				
										Road Consulting	PE	$1,315,800.00	$146,200.00	$1,462,000.00				
Performance Measure Impacted: Pavement Condition																		

*Estimated Costs left to Complete Project column is for costs that may extend beyond the four years of a STIP. This column is not fiscally constrained and is for information purposes.

SPONSOR	CONTRACT # / LEAD DES	STIP NAME	ROUTE	WORK TYPE	LOCATION	DISTRICT	MILES	FEDERAL CATEGORY	Total Cost of Project*	PROGRAM	PHASE	FEDERAL	MATCH	2022	2023	2024	2025	2026
Comments:Include DES 2002203, 2002214, 2002357, 2001841																		
Indiana Department of Transportation	43272 / 2002140	Init.	I 469	Bridge Thin Deck Overlay	I-469 SB@.-US 30/SR 930	Fort Wayne	0	NHPP	$1,522,266.00	Bridge Consulting	PE	$287,550.00	$31,950.00	$319,500.00				
										Bridge Construction	CN	$1,082,489.40	$120,276.60				$1,202,766.00	
Performance Measure Impacted: Bridge Condition																		
Comments:Include DES 2002087, 2002088, 2002139, 2002140																		
Indiana Department of Transportation	43273 / 1900142	Init.	SR 37	Intersect. Improv. W/ Added Turn Lanes	SR 37 @ Cuba/Thimler Road, 5.00 miles E of I-469; SR 37 @ Notestine Rd, 4.68 miles E of I-4	Fort Wayne	.72	STBG	$3,431,000.00	Safety Consulting	PE	$320,000.00	$80,000.00	$400,000.00				
										Safety ROW	RW	$80,000.00	$20,000.00			$100,000.00		
										Safety Construction	CN	$2,344,800.00	$586,200.00				$2,931,000.00	
Performance Measure Impacted: Safety																		
Comments:Include DES 1900142																		
Indiana Department of Transportation	43392 / 2002518	Init.	VA VARI	ITS Traveler Information Systems	VARIOUS LOCATIONS: On I-69, areas from SR 18 to US 20 and for I-469 from SR1 to WB (NB)	Fort Wayne	0	NHPP	$2,304,205.00	Safety Construction	CN	$1,722,784.50	$191,420.50	$1,914,205.00				
Performance Measure Impacted: Safety																		
Comments:Include DES 2002518																		
Indiana Department of Transportation	43458 / 2000954	Init.	I 469	Bridge Deck Overlay	NB On-Ramp Bridge over I-469 EB/WB, 0.17 miles E of I-69.	Fort Wayne	0	NHPP	$3,273,782.00	Bridge Construction	CN	$2,394,253.80	$266,028.20			$2,660,282.00		
Performance Measure Impacted: Bridge Condition																		
Comments:Include DES 2000969, 2000954																		
Indiana Department of Transportation	43464 / 2000925	Init.	SR 930	Bridge Thin Deck Overlay	EB Bridge over St Joseph River , 1.74 miles E of US 27.	Fort Wayne	0	STBG	$3,099,216.00	Bridge Construction	CN	$2,018,196.80	$504,549.20		$446,076.00	$2,076,670.00		
Performance Measure Impacted: Bridge Condition																		
Comments:Include DES 2000905, 2000926, 2000930, 2000931, 2000932, 2000933, 2000952, 2000925																		
Allen County	43623 / 2003073	Init.	IR 1921	Intersection Improvement, Roundabout	Monroeville Rd-Wayne Trace Intersection 7.2 miles west of Monroeville, 3.25 miles east of	Fort Wayne	.44	STBG	$2,009,750.00	Local Funds	PE	$0.00	$38,900.00	$38,900.00				
										Local Safety Program	CN	$1,385,865.00	$0.00					$1,385,865.00
										Local Funds	RW	$0.00	$80,000.00			$80,000.00		
										Local Funds	CN	$0.00	$153,985.00					$153,985.00
Performance Measure Impacted: Safety																		
Comments:Include DES 2003073																		
Fort Wayne	43646 / 2100146	Init.	ST 1052	Intersection Improvement, Roundabout	Broadway at Taylor Street Intersection	Fort Wayne	.4	STBG	$5,062,500.00	Fort Wayne MPO	PE	$750,000.00	$0.00				$750,000.00	

*Estimated Costs left to Complete Project column is for costs that may extend beyond the four years of a STIP. This column is not fiscally constrained and is for information purposes.

SPONSOR	CONTRACT # / LEAD DES	STIP NAME	ROUTE	WORK TYPE	LOCATION	DISTRICT	MILES	FEDERAL CATEGORY	Total Cost of Project*	PROGRAM	PHASE	FEDERAL	MATCH	2022	2023	2024	2025	2026
Fort Wayne	43646 / 2100146	Init.	ST 1052	Intersection Improvement, Roundabout	Broadway at Taylor Street Intersection	Fort Wayne	.4	STBG	$5,062,500.00	Local Funds	PE	$0.00	$187,500.00				$187,500.00	
Performance Measure Impacted: Safety																		
Allen County	43660 / 2100152	Init.	IR 1054	Intersection Improvement	Tonkel Road at Union Chapel Road; Approx. 500 ft. each direction	Fort Wayne	.4	STBG	$5,062,500.00	Local Funds	PE	$0.00	$187,500.00				$187,500.00	
										Fort Wayne MPO	PE	$750,000.00	$0.00				$750,000.00	
Performance Measure Impacted: Safety																		
New Haven	43666 / 2100622	Init.	ST 1038	Intersection Improvement	Maplecrest Rd; from SR 930 to Sieler Road; including approx. 500' each way at intersetion	Fort Wayne	1.5	STBG	$10,875,000.00	Local Funds	PE	$0.00	$225,000.00				$225,000.00	
										Fort Wayne MPO	PE	$900,000.00	$0.00				$900,000.00	
Performance Measure Impacted: Safety																		
Indiana Department of Transportation	44026 / 2101204	Init.	SR 14	New Signal Installation	4.9 Miles West of I-69. (At S. Noyer Rd/Rock Dove Rd)	Fort Wayne	.2	STBG	$375,000.00	District Other Consulting	PE	$60,000.00	$15,000.00	$75,000.00				
										District Other Construction	CN	$240,000.00	$60,000.00	$50,000.00	$250,000.00			
Performance Measure Impacted: Safety																		
Comments:Include DES 2101204																		

Allen County Total

Federal: $301,975,767.00 Match :$61,704,379.00 2022: $82,884,451.00 2023: $59,620,820.00 2024: $85,778,295.00 2025: $117,331,005.00 2026: $18,065,575.00

*Estimated Costs left to Complete Project column is for costs that may extend beyond the four years of a STIP. This column is not fiscally constrained and is for information purposes.

SPONSOR	CONTRACT # / LEAD DES	STIP NAME	ROUTE	WORK TYPE	LOCATION	DISTRICT	MILES	FEDERAL CATEGORY	Total Cost of Project*	PROGRAM	PHASE	FEDERAL	MATCH	2022	2023	2024	2025	2026
Bartholomew County																		
Indiana Department of Transportation	2000505	Init.	I 65	Rest Area Modernization	Taylorsville Truck Parking Conversion	Seymour	2	NHPP	$8,222,500.00	Statewide Consulting	PE	$517,500.00	$57,500.00				$575,000.00	
										Statewide Construction	CN	$5,175,000.00	$575,000.00					$5,750,000.00
Performance Measure Impacted: Reliability and Freight Reliability																		
Bartholomew County	2100107	Init.	IR 1001	Bridge Inspections	Countywide Bridge I nspection and Inventory Program for Cycle Years 2022 & 2023	Seymour	0	STBG	$296,397.41	Local Funds	PE	$0.00	$59,279.00	$13,559.00	$45,720.00			
										Local Bridge Program	PE	$237,118.00	$0.00	$237,118.00				
Performance Measure Impacted: Bridge Condition																		
Columbus	2100334	Init.	MS NA	HMA Overlay Minor Structural	10TH ST, 10TH ST, 10TH ST, 8 TH ST, INDUSTRIAL RD, LOWELL RD	Seymour	0	STBG	$961,706.45	Community Crossing Grant Fund	CN	$480,853.22	$0.00	$480,853.22				
										Local Funds	CN	$0.00	$480,853.23	$480,853.23				
Performance Measure Impacted: Pavement Condition																		
Indiana Department of Transportation	39737 / 1600829	Init.	US 31	Other Intersection Improvement	At Tannehill Road to I-65 S	Seymour	.87	NHPP	$3,531,628.00	Safety Construction	CN	$1,388,159.20	$347,039.80		$1,735,199.00			
Performance Measure Impacted: Safety																		
Comments:Include DES 1600829																		
Bartholomew County	40295 / 1700732	Init.	IR 1024	Road Reconstruction (3R/4R Standards)	Lowell Road from CR325 West to City Limits	Seymour	0	STBG		Local Funds	RW	$0.00	$4,000.00	$4,000.00				
										Local Funds	PE	$0.00	$11,254.00	$11,254.00				
										Columbus MPO	RW	$160,000.00	$0.00	$160,000.00				
										Columbus MPO	PE	$45,018.00	$0.00	$45,018.00				
Columbus	40375 / 1701323	Init.	ST 1026	Road Reconstruction (3R/4R Standards)	Talley Road between 25th Street and Rocky Ford Road	Seymour	1	STBG		Columbus MPO	CN	$3,977,600.00	$0.00				$2,057,600.00	$1,920,000.00
										Local Funds	RW	$0.00	$40,000.00	$40,000.00				
										Columbus MPO	RW	$160,000.00	$0.00	$160,000.00				
										Local Funds	CN	$0.00	$994,400.00				$514,400.00	$480,000.00

*Estimated Costs left to Complete Project column is for costs that may extend beyond the four years of a STIP. This column is not fiscally constrained and is for information purposes.

SPONSOR	CONTRACT # / LEAD DES	STIP NAME	ROUTE	WORK TYPE	LOCATION	DISTRICT	MILES	FEDERAL CATEGORY	Total Cost of Project*	PROGRAM	PHASE	FEDERAL	MATCH	2022	2023	2024	2025	2026
Indiana Department of Transportation	40450 / 1701168	Init.	I 65	Replace Superstructure	00.72 mile S of US 31 at CR 650N/Tannehill Rd	Seymour	0	NHPP	$2,272,512.43	Bridge Construction	CN	$1,537,595.10	$170,843.90	$1,708,439.00				
Performance Measure Impacted: Bridge Condition																		
Comments:Include DES 1701168																		
Indiana Department of Transportation	42112 / 1900688	Init.	US 31	HMA Overlay, Preventive Maintenance	2.11 miles N of SR 46 (Base Rd) to 5.76 miles S of I-65 (Washi ngton St)	Seymour	4.17	STBG	$5,099,818.00	Road Construction	CN	$2,530,748.00	$632,687.00	$3,163,435.00				
Performance Measure Impacted: Pavement Condition																		
Comments:Include DES 1900688																		
Indiana Department of Transportation	42147 / 1900686	Init.	SR 46	HMA Overlay, Preventive Maintenance	SR 7 to 0.21 miles E of SR 9	Seymour	7.62	NHPP	$5,500,000.00	Road Construction	CN	$4,447,648.00	$1,111,912.00	$5,559,560.00				
Performance Measure Impacted: Pavement Condition																		
Comments:Include DES 1900686																		
Indiana Department of Transportation	42400 / 1802997	Init.	SR 11	Replace Superstructure	03.17 miles S of SR 46 @ Denios Creek	Seymour	0	STBG	$8,740,377.00	Bridge ROW	RW	$128,800.00	$32,200.00	$161,000.00				
										Safety Construction	CN	$240,000.00	$60,000.00			$300,000.00		
										Bridge Consulting	PE	$216,000.00	$54,000.00	$60,000.00		$210,000.00		
										Bridge Construction	CN	$5,635,861.60	$1,408,965.40			$7,044,827.00		
Performance Measure Impacted: Bridge Condition																		
Comments:Include DES 1802972, 1802976, 1802978, 2001179, 1802997																		
Indiana Department of Transportation	42408 / 1900116	Init.	SR 46	Intersect. Improv. W/ New Signals	At Two Mile House Road	Seymour	0	NHPP	$289,628.00	Mobility Construction	CN	$215,702.40	$53,925.60			$269,628.00		
										Mobility ROW	RW	$48,000.00	$12,000.00		$20,000.00	$40,000.00		
Performance Measure Impacted: Safety																		
Indiana Department of Transportation	42535 / 1800088	Init.	SR 46	Added Travel Lanes	EB from Brown Street to Jackson Street in Columbus	Seymour	0	NHPP	$746,402.00	Mobility Construction	CN	$396,225.60	$99,056.40			$495,282.00		
										Mobility ROW	RW	$40,000.00	$10,000.00	$50,000.00				
Performance Measure Impacted: Pavement Condition																		
Comments:Include DES 1800088																		
Indiana Department of Transportation	42668 / 1900640	Init.	I 65	Repair Or Replace Joints	NB over Driftwood River	Seymour	0	NHPP	$769,449.00	Bridge Construction	CN	$461,150.10	$51,238.90	$512,389.00				
Performance Measure Impacted: Safety																		
Comments:Include DES 1900640																		
Indiana Department of Transportation	42706 / 1902887	Init.	SR 9	Intersection Improvement, Roundabout	Intersection of SR 9 & SR 46	Seymour	0	STBG	$2,286,400.00	Mobility Construction	CN	$1,536,000.00	$384,000.00		$1,920,000.00			

*Estimated Costs left to Complete Project column is for costs that may extend beyond the four years of a STIP. This column is not fiscally constrained and is for information purposes.

SPONSOR	CONTRACT # / LEAD DES	STIP NAME	ROUTE	WORK TYPE	LOCATION	DISTRICT	MILES	FEDERAL CATEGORY	Total Cost of Project*	PROGRAM	PHASE	FEDERAL	MATCH	2022	2023	2024	2025	2026
Performance Measure Impacted: Safety																		
Comments:Include DES 1902887																		
Indiana Department of Transportation	42854 / 2000291	Init.	US 31	Bridge Deck Overlay	NB over Conrail, Indpls & Ser Rd, 04.75 S I-65	Seymour	0	STBG	$6,131,280.00	Bridge Construction	CN	$4,490,864.00	$1,122,716.00		$110,000.00	$5,503,580.00		
Performance Measure Impacted: Bridge Condition																		
Comments:Include DES 2000290, 2000292, 2000298, 2000299, 2000347, 2000291																		
Indiana Department of Transportation	42882 / 2000067	Init.	SR 9	Bridge Painting	Bridge over Clifty Creek, 00.53 mi N of SR 46	Seymour	0	STBG	$1,635,137.00	Bridge Construction	CN	$927,187.20	$231,796.80		$1,158,984.00			
										Bridge Consulting	PE	$196,560.00	$49,140.00	$245,700.00				
Performance Measure Impacted: Bridge Condition																		
Comments:Include DES 2000508, 2001745, 2001748, 2100955, 2000067																		
Indiana Department of Transportation	43167 / 2001780	Init.	US 31	Drainage Ditch Correction	US 31 from US 50 to I-65	Seymour	26.15	STBG	$1,379,182.00	Road Consulting	PE	$258,680.00	$64,670.00	$323,350.00				
										Road Construction	CN	$844,665.60	$211,166.40			$1,055,832.00		
Performance Measure Impacted: Safety																		
Comments:Include DES 2001778, 2001779, 2001782, 2001783, 2001780																		
Indiana Department of Transportation	43262 / 2001898	Init.	SR 11	HMA Overlay, Preventive Maintenance	0.24 miles N of I 65 to 4.84 miles S of SR 46 (Southern Crossing)	Seymour	7.85	STBG		Road Construction	CN	$8,306,836.80	$2,076,709.20		$20,000.00		$6,992,364.00	$3,371,182.00
										Road Consulting	PE	$436,665.60	$109,166.40	$420,832.00				$125,000.00
Performance Measure Impacted: Pavement Condition																		
Indiana Department of Transportation	43264 / 2000239	Init.	SR 11	Curve Correction	(0.9 mile N of Jonesville)	Seymour	.09	STBG	$777,698.00	Safety Construction	CN	$622,158.40	$155,539.60				$777,698.00	
Performance Measure Impacted: Safety																		
Indiana Department of Transportation	43334 / 2001966	Init.	SR 58	Small Structure Replacement	00.30 W of I-65	Seymour	0	STBG		Bridge Construction	CN	$1,582,344.80	$395,586.20				$1,977,931.00	
										Bridge ROW	RW	$48,000.00	$12,000.00			$60,000.00		
										Bridge Consulting	PE	$604,040.00	$151,010.00	$755,050.00				
Performance Measure Impacted: Bridge Condition																		
Indiana Department of Transportation	43580 / 2100055	Init.	SR 46	ADA Sidewalk Ramp Construction	Intersections of SR46 & Johnson Blvd SR46 & Carr Hill Rd in Columbus and SR46 & 17t	Seymour	.19	NHPP	$183,240.00	Road Construction	CN	$146,592.00	$36,648.00		$183,240.00			
Performance Measure Impacted: Safety																		
Indiana Department of Transportation	43667 / 1600503	Init.	SR 58	Bridge Replacement	3.35 miles W of I-65 over E Fork White Creek	Seymour	0	STBG	$1,774,809.00	Bridge Consulting	PE	$292,000.00	$73,000.00	$365,000.00				

*Estimated Costs left to Complete Project column is for costs that may extend beyond the four years of a STIP. This column is not fiscally constrained and is for information purposes.

SPONSOR	CONTRACT # / LEAD DES	STIP NAME	ROUTE	WORK TYPE	LOCATION	DISTRICT	MILES	FEDERAL CATEGORY	Total Cost of Project*	PROGRAM	PHASE	FEDERAL	MATCH	2022	2023	2024	2025	2026
Indiana Department of Transportation	43667 / 1600503	Init.	SR 58	Bridge Replacement	3.35 miles W of I-65 over E Fork White Creek	Seymour	0	STBG	$1,774,809.00	Bridge Construction	CN	$3,411,710.40	$852,927.60	$4,264,638.00				

Performance Measure Impacted: Bridge Condition

Comments:Include DES 1600503

Bartholomew County Total

Federal: $51,743,284.02 Match :$12,192,231.43 2022: $19,222,048.45 2023: $5,193,143.00 2024: $14,979,149.00 2025: $12,894,993.00 2026: $11,646,182.00

*Estimated Costs left to Complete Project column is for costs that may extend beyond the four years of a STIP. This column is not fiscally constrained and is for information purposes.

SPONSOR	CONTRACT # / LEAD DES	STIP NAME	ROUTE	WORK TYPE	LOCATION	DISTRICT	MILES	FEDERAL CATEGORY	Total Cost of Project*	PROGRAM	PHASE	FEDERAL	MATCH	2022	2023	2024	2025	2026
Benton County																		
Otterbein	2100456	Init.	MS NA	Surface Treatment, Chip Seal	E BRIAR ST, MAIN ST	Crawfordsville	0	STBG	$31,440.00	Local Funds	CN	$0.00	$7,860.00	$7,860.00				
										Demonstration Fund Program	CN	$23,580.00	$0.00	$23,580.00				
Performance Measure Impacted: Pavement Condition																		
Benton County	38258 / 1500259	Init.	VA VARI	Bridge Inspections	Countywide Bridge Inspection and Inventory Program for Cycle Years 2019-2022	Crawfordsville	0	STBG	$277,034.39	Local Funds	PE	$0.00	$1,927.47	$1,927.47				
										Local Bridge Program	PE	$7,709.87	$0.00	$7,709.87				
Performance Measure Impacted: Bridge Condition																		
Comments:Include DES 1500259																		
Indiana Department of Transportation	40578 / 1700117	Init.	SR 55	HMA Overlay, Structural	From 0.59 mi N of US 52 N jct to US 24	Crawfordsville	8.992	STBG	$12,766,570.00	Bridge Construction	CN	$80,000.00	$20,000.00	$100,000.00				
										Road Construction	CN	$8,622,989.60	$2,155,747.40	$10,778,737.00				
Performance Measure Impacted: Pavement Condition																		
Comments:Include DES 1700215, 2101281, 2101619, 1700117																		
Indiana Department of Transportation	40582 / 1700104	Init.	US 52	HMA Overlay, Preventive Maintenance	From 0.41 mi W of SR 18 (E jct) to 0.10 mi E of SR 352	Crawfordsville	8.398	STBG	$11,559,369.00	Bridge Construction	CN	$1,866,592.00	$466,648.00	$2,333,240.00				
										Road Construction	CN	$7,268,542.40	$1,817,135.60	$9,085,678.00				
Performance Measure Impacted: Pavement Condition																		
Comments:Include DES 1400230, 1701567, 1701572, 1800143, 1700104																		
Indiana Department of Transportation	41584 / 2000879	Init.	SR 352	HMA Overlay, Preventive Maintenance	From US 41 to SR 55 W Jct	Crawfordsville	6.38	STBG	$2,257,589.00	Road Construction	CN	$1,490,602.40	$372,650.60		$1,863,253.00			
										Bridge Construction	CN	$178,848.80	$44,712.20		$223,561.00			
										Bridge ROW	RW	$12,000.00	$3,000.00	$15,000.00				
Performance Measure Impacted: Pavement Condition																		
Comments:Include DES 1800158, 2000879																		
Indiana Department of Transportation	42189 / 1500109	Init.	SR 71	Small Structure Pipe Lining	1.36 mi N of SR 18	Crawfordsville	0	STBG	$636,333.47	Bridge ROW	RW	$24,000.00	$6,000.00	$25,000.00		$5,000.00		
										Bridge Construction	CN	$332,028.80	$83,007.20			$415,036.00		
Performance Measure Impacted: Safety																		
Comments:Include DES 1500109																		

*Estimated Costs left to Complete Project column is for costs that may extend beyond the four years of a STIP. This column is not fiscally constrained and is for information purposes.

SPONSOR	CONTRACT # / LEAD DES	STIP NAME	ROUTE	WORK TYPE	LOCATION	DISTRICT	MILES	FEDERAL CATEGORY	Total Cost of Project*	PROGRAM	PHASE	FEDERAL	MATCH	2022	2023	2024	2025	2026
Indiana Department of Transportation	42539 / 1902048	Init.	US 41	Small Structures & Drains Construction	Various Locations (6) in Benton , Warren & Montgomery Counties	Crawfordsville	2.51	NHPP	$1,530,922.00	Bridge Construction	CN	$1,096,513.60	$274,128.40		$1,370,642.00			
Performance Measure Impacted: Safety																		
Comments:Include DES 1902048																		
Indiana Department of Transportation	42940 / 2001099	Init.	US 52	Substructure Repair And Rehabilitation	1.39 mi E of SR 18, EB Br over Mud Pine Creek	Crawfordsville	0	NHPP	$140,851.00	Bridge Construction	CN	$85,320.80	$21,330.20		$106,651.00			
										Bridge Consulting	PE	$4,000.00	$1,000.00	$5,000.00				
Performance Measure Impacted: Safety																		
Comments:Include DES 2001099																		
Indiana Department of Transportation	42944 / 2000884	Init.	SR 71	HMA Overlay, Preventive Maintenance	From SR 352 to SR 18	Crawfordsville	7.03	STBG	$4,345,771.00	Road Construction	CN	$1,448,182.40	$362,045.60			$1,810,228.00		
										Bridge Consulting	PE	$12,000.00	$3,000.00	$15,000.00				
										Bridge Construction	CN	$1,595,154.40	$398,788.60			$1,993,943.00		
Performance Measure Impacted: Pavement Condition																		
Comments:Include DES 2000389, 2000439, 2000533, 2000538, 2000884																		
Indiana Department of Transportation	43424 / 2001830	Init.	SR 71	HMA Overlay, Preventive Maintenance	From SR 18 to US 24	Crawfordsville	10.537	STBG	$3,591,535.00	Road Consulting	PE	$280,000.00	$70,000.00	$350,000.00				
										Road ROW	RW	$80,000.00	$20,000.00	$100,000.00				
										Road Construction	CN	$2,753,228.00	$688,307.00				$3,441,535.00	
Performance Measure Impacted: Pavement Condition																		
Comments:Include DES 2001830																		
Indiana Department of Transportation	43453 / 2002000	Init.	SR 18	Bridge Replacement	6.84 mi E of US 52; over Greenwood Ditch	Crawfordsville	0	STBG	$2,139,066.00	Bridge ROW	RW	$80,000.00	$20,000.00	$100,000.00				
										Bridge Construction	CN	$1,631,252.80	$407,813.20				$2,039,066.00	
Performance Measure Impacted: Bridge Condition																		
Comments:Include DES 2002000																		
Indiana Department of Transportation	43688 / 2100187	Init.	SR 55	HMA Overlay Minor Structural	From SR 352 S Jct to 0.82 mi N of SR 352 N Jct (Oxford)	Crawfordsville	1.38	STBG	$4,953,148.00	Road Consulting	PE	$280,000.00	$70,000.00	$350,000.00				
										Road ROW	RW	$160,000.00	$40,000.00			$200,000.00		
										Safety Construction	CN	$727,188.00	$181,797.00			$73,180.00		$835,805.00

*Estimated Costs left to Complete Project column is for costs that may extend beyond the four years of a STIP. This column is not fiscally constrained and is for information purposes.

SPONSOR	CONTRACT # / LEAD DES	STIP NAME	ROUTE	WORK TYPE	LOCATION	DISTRICT	MILES	FEDERAL CATEGORY	Total Cost of Project*	PROGRAM	PHASE	FEDERAL	MATCH	2022	2023	2024	2025	2026
Indiana Department of Transportation	43688 / 2100187	Init.	SR 55	HMA Overlay Minor Structural	From SR 352 S Jct to 0.82 mi N of SR 352 N Jct (Oxford)	Crawfordsville	1.38	STBG	$4,953,148.00	Road Construction	CN	$2,748,130.40	$687,032.60			$500,000.00		$2,935,163.00
										Safety Consulting	PE	$47,200.00	$11,800.00	$59,000.00				
Performance Measure Impacted: Pavement Condition																		
Comments:Include DES 2100059, 2100187																		
Indiana Department of Transportation	43690 / 2100058	Init.	US 41	Intersect. Improv. W/ Added Turn Lanes	US 41 & SR 352	Crawfordsville	.2	NHPP	$1,016,220.00	Safety Construction	CN	$776,976.00	$194,244.00			$69,000.00		$902,220.00
										Safety Consulting	PE	$36,000.00	$9,000.00	$45,000.00				
Performance Measure Impacted: Safety																		
Comments:Include DES 2100058																		

Benton County Total

Federal: $33,748,040.27 Match :$8,438,975.07 2022: $23,402,732.34 2023: $3,564,107.00 2024: $5,066,387.00 2025: $5,480,601.00 2026: $4,673,188.00

*Estimated Costs left to Complete Project column is for costs that may extend beyond the four years of a STIP. This column is not fiscally constrained and is for information purposes.

SPONSOR	CONTRACT # / LEAD DES	STIP NAME	ROUTE	WORK TYPE	LOCATION	DISTRICT	MILES	FEDERAL CATEGORY	Total Cost of Project*	PROGRAM	PHASE	FEDERAL	MATCH	2022	2023	2024	2025	2026
Blackford County																		
Blackford County	1592883	Init.	VA VARI	Bridge Inspections	Countywide Bridge Inspection and Inventory Program for Cycle Years 2018-2021	Fort Wayne	0	STBG	$144,455.00	Local Funds	PE	$0.00	$1,112.80	$1,112.80				
										Local Bridge Program	PE	$4,451.20	$0.00	$4,451.20				
Performance Measure Impacted: Bridge Condition																		
Montpelier	2000826	Init.	ST 1024	Railroad Protection	High St - Norfolk Southern Railway Co. - DOT# 475156L	Fort Wayne	0	STBG	$340,000.00	Local Safety Program - 130	CN	$306,000.00	$0.00		$306,000.00			
										Local Funds	CN	$0.00	$34,000.00		$34,000.00			
Performance Measure Impacted: Transit																		
Montpelier	2000827	Init.	ST 1025	Railroad Protection	Green St - Norfolk Southern Railway Co. - DOT# 475154X	Fort Wayne	0	STBG	$340,000.00	Local Funds	CN	$0.00	$34,000.00		$34,000.00			
										Local Safety Program - 130	CN	$306,000.00	$0.00		$306,000.00			
Performance Measure Impacted: Transit																		
Indiana Department of Transportation	2100863	Init.	SR 18	Debris Removal From Channel	Bridge over Salamonie River, 5. 83 miles E of SR 3	Fort Wayne	0	STBG	$479,125.00	Bridge Construction	CN	$58,035.20	$14,508.80				$72,544.00	
										Bridge Consulting	PE	$28,000.00	$7,000.00	$35,000.00				
Performance Measure Impacted: Safety																		
Blackford County	2101040	Init.	IR 1001	Bridge Inspections	Countywide Bridge Inspection and Inventory Program for Cycle Years 2022-2023	Fort Wayne	0	STBG	$130,961.00	Local Bridge Program	PE	$96,768.00	$0.00		$51,313.00	$45,455.00		
										Local Funds	PE	$0.00	$34,193.00		$12,829.00	$21,364.00		
Performance Measure Impacted: Bridge Condition																		
Indiana Department of Transportation	42977 / 1902711	Init.	SR 3	Small Structures & Drains Construction	On SR 3, 2.578 Mi. South of SR 18. Also locations on US 24, SR 67 & SR 101. See Log for	Fort Wayne	0	STBG	$1,144,755.00	Bridge Construction	CN	$756,604.00	$189,151.00			$945,755.00		
Performance Measure Impacted: Safety																		
Comments:Include DES 1902711																		
Indiana Department of Transportation	43324 / 2002219	Init.	SR 3	Small Structure Replacement	2.86 Miles North of SR 205, Large Culvert for HAAG DITCH.	Fort Wayne	0	STBG	$3,285,173.00	Bridge Consulting	PE	$754,336.00	$188,584.00	$942,920.00				
										Bridge ROW	RW	$96,000.00	$24,000.00			$120,000.00		
										Bridge Construction	CN	$1,777,802.40	$444,450.60				$2,222,253.00	
Performance Measure Impacted: Bridge Condition																		
Comments:Include DES 2002211, 2002213, 2002241, 2002219																		

*Estimated Costs left to Complete Project column is for costs that may extend beyond the four years of a STIP. This column is not fiscally constrained and is for information purposes.

SPONSOR	CONTRACT # / LEAD DES	STIP NAME	ROUTE	WORK TYPE	LOCATION	DISTRICT	MILES	FEDERAL CATEGORY	Total Cost of Project*	PROGRAM	PHASE	FEDERAL	MATCH	2022	2023	2024	2025	2026

Blackford County Total

Federal: $4,183,996.80 Match :$971,000.20 2022: $983,484.00 2023: $744,142.00 2024: $1,132,574.00 2025: $2,294,797.00 2026:

*Estimated Costs left to Complete Project column is for costs that may extend beyond the four years of a STIP. This column is not fiscally constrained and is for information purposes.

SPONSOR	CONTRACT # / LEAD DES	STIP NAME	ROUTE	WORK TYPE	LOCATION	DISTRICT	MILES	FEDERAL CATEGORY	Total Cost of Project*	PROGRAM	PHASE	FEDERAL	MATCH	2022	2023	2024	2025	2026
Boone County																		
Boone County	1902075	Init.	IR 1001	Bridge Inspections	Countywide Bridge Inspection and Inventory Program for Cycle Years 2021-2024	Crawfordsville	0	STBG	$555,515.00	Local Bridge Program	PE	$444,411.60	$0.00	$214,863.20	$17,086.40	$203,774.00	$8,688.00	
										Local Funds	PE	$0.00	$111,103.40	$53,715.80	$4,271.60	$50,944.00	$2,172.00	
Performance Measure Impacted: Bridge Condition																		
Advance	2100295	Init.	MS NA	HMA Overlay, Structural	WALL ST from SR 75 to east 220 feet past Thompson Street	Crawfordsville	0	STBG	$121,908.25	Community Crossing Grant Fund	CN	$91,431.19	$0.00	$91,431.19				
										Local Funds	CN	$0.00	$30,477.06	$30,477.06				
Performance Measure Impacted: Pavement Condition																		
Boone County	2100314	Init.	MS NA	Bridge Replacement	Bridge NBI # 0600116 located at CR 125E	Crawfordsville	0	STBG	$556,993.73	Community Crossing Grant Fund	CN	$278,496.87	$0.00	$278,496.87				
										Local Funds	CN	$0.00	$278,496.86	$278,496.86				
Performance Measure Impacted: Bridge Condition																		
Boone County	2100315	Init.	MS NA	Bridge Replacement	Bridge NBI # 0600117 located at CR 350 S	Crawfordsville	0	STBG	$579,695.85	Community Crossing Grant Fund	CN	$289,847.93	$0.00	$289,847.93				
										Local Funds	CN	$0.00	$289,847.92	$289,847.92				
Performance Measure Impacted: Bridge Condition																		
Thorntown	2100513	Init.	MS NA	HMA Overlay, Structural	BOW ST, CHURCH ST, ELM ST, POWELL ST, WEST ST	Crawfordsville	0	STBG	$289,480.15	Community Crossing Grant Fund	CN	$217,110.11	$0.00	$217,110.11				
										Local Funds	CN	$0.00	$72,370.04	$72,370.04				
Performance Measure Impacted: Pavement Condition																		
Zionsville	2100549	Init.	MS NA	Pavement Replacement	VILLAGE PL from Village Walk Drive to Dead end	Crawfordsville	0	STBG	$233,902.50	Local Funds	CN	$0.00	$116,951.25	$116,951.25				
										Community Crossing Grant Fund	CN	$116,951.25	$0.00	$116,951.25				
Performance Measure Impacted: Pavement Condition																		
Indiana Department of Transportation	39231 / 1400071	Init.	I 65	Interchange Modification	I-65 at SR 267 (4.5 miles N of I-865)	Crawfordsville	1.417	NHPP	$50,000,000.00	Mobility Construction	CN	$8,921,480.40	$991,275.60	$9,912,756.00				
Performance Measure Impacted: Safety																		
Boone County	39599 / 1600686	Init.	ST 1028	Bridge Rehabilitation Or Repair	Sycamore Street, Br #202 over Eagle Creek, Zionsville, IN	Crawfordsville	0	STBG	$2,409,260.00	Group IV Program	CN	$46,000.00	$0.00	$46,000.00				
										Local Funds	CN	$0.00	$11,500.00	$11,500.00				
Performance Measure Impacted: Bridge Condition																		

*Estimated Costs left to Complete Project column is for costs that may extend beyond the four years of a STIP. This column is not fiscally constrained and is for information purposes.

SPONSOR	CONTRACT # / LEAD DES	STIP NAME	ROUTE	WORK TYPE	LOCATION	DISTRICT	MILES	FEDERAL CATEGORY	Total Cost of Project*	PROGRAM	PHASE	FEDERAL	MATCH	2022	2023	2024	2025	2026
Boone County	39855 / 1600773	Init.	IR 1027	Bridge Replacement, Other Construction	Bridge #41 replacement 3.48 miles N of SR 47	Crawfordsville	.26	STBG	$3,159,250.00	Local Funds	CN	$0.00	$527,200.00		$527,200.00			
										Local Bridge Program	CN	$2,108,800.00	$0.00		$2,108,800.00			
Comments:Include DES 1600773																		
Indiana Department of Transportation	40570 / 1601077	Init.	SR 39	Bridge Deck Replacement	03.37 miles S I-65, at Main Edlin Ditch	Crawfordsville	0	STBG	$2,893,970.22	Bridge ROW	RW	$5,349.60	$1,337.40	$6,687.00				
										Bridge Construction	CN	$2,119,409.60	$529,852.40	$2,649,262.00				
Performance Measure Impacted: Bridge Condition																		
Comments:Include DES 1600877, 1701583, 1701584, 1601077																		
Lebanon	40877 / 1800237	Init.	ST 1034	HMA Overlay, Structural	Grant Street from Washington St. to Fordice Rd.	Crawfordsville	.448	STBG	$4,514,460.00	Local Funds	CN	$0.00	$4,571,693.00	$4,571,693.00				
										Group III Program	CN	$2,886,772.00	$0.00	$2,886,772.00				
Performance Measure Impacted: Pavement Condition																		
Comments:Include DES 1800237																		
Indiana Department of Transportation	41586 / 1800139	Init.	SR 47	Small Structure Replacement	4.24 mi S of SR 75	Crawfordsville	0	STBG	$944,454.00	Bridge Construction	CN	$491,835.20	$122,958.80		$614,794.00			
										Bridge ROW	RW	$16,000.00	$4,000.00	$20,000.00				
										Bridge Consulting	PE	$0.00	$0.00		$0.00			
Performance Measure Impacted: Bridge Condition																		
Comments:Include DES 1800141, 1800139																		
Indiana Department of Transportation	41610 / 1800188	Init.	SR 75	HMA Overlay Minor Structural	From 0.43 mi S of SR 47 to SR 47	Crawfordsville	.444	STBG	$935,032.94	Road ROW	RW	$1,600.00	$400.00	$2,000.00				
										Road Construction	CN	$436,416.00	$109,104.00		$545,520.00			
Performance Measure Impacted: Pavement Condition																		
Comments:Include DES 1800188																		
Indiana Department of Transportation	41627 / 1800069	Init.	US 52	Bridge Deck Replacement	over I-65 SB/NB; 01.89 mi N of SR 32	Crawfordsville	0	STBG	$2,610,092.00	Bridge ROW	RW	$32,000.00	$8,000.00	$40,000.00				
										Bridge Construction	CN	$1,807,873.60	$451,968.40		$2,259,842.00			
										Bridge Consulting	PE	$0.00	$0.00		$0.00			
Performance Measure Impacted: Bridge Condition																		

*Estimated Costs left to Complete Project column is for costs that may extend beyond the four years of a STIP. This column is not fiscally constrained and is for information purposes.

SPONSOR	CONTRACT # / LEAD DES	STIP NAME	ROUTE	WORK TYPE	LOCATION	DISTRICT	MILES	FEDERAL CATEGORY	Total Cost of Project*	PROGRAM	PHASE	FEDERAL	MATCH	2022	2023	2024	2025	2026
Comments:Include DES 1800403, 1800412, 1800069																		
Boone County	41918 / 1802833	Init.	IR 1409	Bridge Replacement	CR 300S over Jackson Run	Crawfordsville	.206	STBG	$2,569,720.00	Local Bridge Program	CN	$1,456,000.00	$0.00			$1,456,000.00		
										Local Funds	RW	$0.00	$76,000.00	$76,000.00				
										Local Bridge Program	RW	$304,000.00	$0.00	$304,000.00				
										Local Funds	CN	$0.00	$364,000.00			$364,000.00		
Performance Measure Impacted: Bridge Condition																		
Comments:Include DES 1802833																		
Indiana Department of Transportation	42054 / 1900652	Init.	US 421	HMA Overlay, Preventive Maintenance	From 1 mi N of Boone Cnty Line to SR 32	Crawfordsville	5.66	STBG	$2,250,427.25	Road Consulting	PE	$84,000.00	$21,000.00	$105,000.00				
Performance Measure Impacted: Pavement Condition																		
Comments:Include DES 1900652																		
Indiana Department of Transportation	42056 / 1900670	Init.	SR 32	Scour Protection (Erosion)	2.26 mi W of US 421, over Mounts Run	Crawfordsville	0	STBG	$340,142.00	Bridge Construction	CN	$259,233.60	$64,808.40	$324,042.00				
										Bridge Consulting	PE	$4,000.00	$1,000.00	$5,000.00				
Performance Measure Impacted: Safety																		
Comments:Include DES 2001069, 1900670																		
Indiana Department of Transportation	42253 / 1800060	Init.	SR 32	Auxiliary Lanes, Passing	from 3.69 mi W of SR 75 to 2.47 mi W of I-65	Crawfordsville	8.28	STBG	$16,044,564.00	Mobility Construction	CN	$6,336,493.60	$1,584,123.40			$7,920,617.00		
										Mobility ROW	RW	$200,000.00	$50,000.00		$250,000.00			
										Road Construction	CN	$4,261,517.60	$1,065,379.40			$5,326,897.00		
Performance Measure Impacted: Reliability and Freight Reliability																		
Comments:Include DES 1900361, 1800060																		
Indiana Department of Transportation	42255 / 1900313	Init.	SR 47	Small Structure Replacement	over Buntin Ditch, 1.08 mi N of SR 39	Crawfordsville	0	STBG	$804,166.00	Bridge ROW	RW	$4,000.00	$1,000.00			$5,000.00		
										Bridge Construction	CN	$528,852.80	$132,213.20			$661,066.00		
Performance Measure Impacted: Bridge Condition																		
Comments:Include DES 1900313																		
Indiana Department of Transportation	42324 / 1900189	Init.	I 865	Replace Superstructure	at Ford Road, 03.77 E I-65	Greenfield	0	NHPP	$320,926,848.00	Bridge ROW	RW	$54,000.00	$6,000.00	$60,000.00				
										Bridge Construction	CN	$2,482,200.00	$275,800.00			$2,758,000.00		

*Estimated Costs left to Complete Project column is for costs that may extend beyond the four years of a STIP. This column is not fiscally constrained and is for information purposes.

SPONSOR	CONTRACT # / LEAD DES	STIP NAME	ROUTE	WORK TYPE	LOCATION	DISTRICT	MILES	FEDERAL CATEGORY	Total Cost of Project*	PROGRAM	PHASE	FEDERAL	MATCH	2022	2023	2024	2025	2026
Performance Measure Impacted: Bridge Condition																		
Comments:Include DES 1900189																		
Indiana Department of Transportation	42346 / 1900223	Init.	I 865	Small Structure Pipe Lining	I over , 1.810 MI E of I65	Greenfield	0	NHPP	$361,331.00	Bridge Construction	CN	$160,200.00	$17,800.00			$178,000.00		
										Bridge ROW	RW	$18,000.00	$2,000.00	$20,000.00				
Performance Measure Impacted: Safety																		
Comments:Include DES 1900223																		
Indiana Department of Transportation	42923 / 2000111	Init.	SR 32	Bridge Thin Deck Overlay	1.55 mi E of SR 39, over Prairie Creek	Crawfordsville	0	STBG	$1,131,533.00	Bridge Construction	CN	$816,906.40	$204,226.60		$1,021,133.00			
Performance Measure Impacted: Bridge Condition																		
Comments:Include DES 1800654, 1800662, 2000112, 2000118, 2000111																		
Indiana Department of Transportation	42938 / 2000880	Init.	SR 32	HMA Overlay, Preventive Maintenance	From 0.99 mi E of SR 39 to 2.34 mi E of US 421	Crawfordsville	11.34	STBG	$4,177,969.00	Road Construction	CN	$3,342,375.20	$835,593.80		$4,177,969.00			
Performance Measure Impacted: Pavement Condition																		
Comments:Include DES 2000880																		
Indiana Department of Transportation	42943 / 2000870	Init.	US 421	Concrete Pavement Restoration (CPR)	From Boone Cnty Line to 1 mi N of Boone Cnty Line	Crawfordsville	.98	STBG	$4,240,041.00	Safety Construction	CN	$215,144.80	$53,786.20	$10,000.00	$258,931.00			
										Safety Consulting	PE	$4,000.00	$1,000.00	$5,000.00				
										Road ROW	RW	$22,400.00	$5,600.00	$28,000.00				
										Road Construction	CN	$2,666,648.00	$666,662.00		$3,333,310.00			
										Safety ROW	RW	$8,000.00	$2,000.00	$10,000.00				
										Road Consulting	PE	$8,000.00	$2,000.00	$10,000.00				
Performance Measure Impacted: Pavement Condition																		
Comments:Include DES 2000567, 2002405, 2000870																		
Indiana Department of Transportation	42945 / 2000387	Init.	SR 47	Bridge Deck Overlay	0.48 mi N of SR 75, over Prairie Creek	Crawfordsville	0	STBG	$2,702,468.00	Bridge Construction	CN	$1,751,414.40	$437,853.60			$2,189,268.00		
										Bridge Consulting	PE	$16,000.00	$4,000.00	$20,000.00				
Performance Measure Impacted: Bridge Condition																		
Comments:Include DES 2000625, 2000636, 2000660, 2000387																		
Indiana Department of Transportation	43010 / 2000160	Init.	I 65	Interchange Modification	I-65 and Lafayette Ave. SB exit ramp 1.25 mi N of SR 32 interchange; 0.60 mi S of US 52	Crawfordsville	.4	NHPP	$10,236,000.00	Mobility Consulting	PE	$13,500.00	$1,500.00	$15,000.00				

*Estimated Costs left to Complete Project column is for costs that may extend beyond the four years of a STIP. This column is not fiscally constrained and is for information purposes.

SPONSOR	CONTRACT # / LEAD DES	STIP NAME	ROUTE	WORK TYPE	LOCATION	DISTRICT	MILES	FEDERAL CATEGORY	Total Cost of Project*	PROGRAM	PHASE	FEDERAL	MATCH	2022	2023	2024	2025	2026
Indiana Department of Transportation	43010 / 2000160	Init.	I 65	Interchange Modification	I-65 and Lafayette Ave. SB exit ramp 1.25 mi N of SR 32 interchange; 0.60 mi S of US 52	Crawfordsville	.4	NHPP	$10,236,000.00	Mobility ROW	RW	$22,500.00	$2,500.00	$25,000.00				
										Mobility Construction	CN	$8,100,000.00	$900,000.00	$9,000,000.00				
Performance Measure Impacted: Safety																		
Comments:Include DES 2101302, 2000160																		
Indiana Department of Transportation	43021 / 1902651	Init.	I 65	Rest Area Modernization	Lebanon Rest Areas - Truck Parking Conversion	Crawfordsville	1.01	NHPP	$9,009,871.00	Statewide Consulting	PE	$728,325.00	$80,925.00	$809,250.00				
										Statewide Construction	CN	$7,283,250.00	$809,250.00		$8,092,500.00			
Performance Measure Impacted: Reliability and Freight Reliability																		
Comments:Include DES 1902651																		
Indiana Department of Transportation	43416 / 2002186	Init.	SR 75	Small Structure Replacement	0.15 mi S of US 136	Crawfordsville	0	STBG	$3,509,486.00	Bridge Construction	CN	$1,704,933.60	$426,233.40		$30,000.00		$2,101,167.00	
										Mobility ROW	RW	$24,000.00	$6,000.00	$25,000.00	$5,000.00			
										Bridge ROW	RW	$160,000.00	$40,000.00	$185,000.00	$15,000.00			
										Mobility Construction	CN	$241,407.20	$60,351.80				$301,759.00	
										Mobility Consulting	PE	$120,676.00	$30,169.00	$150,845.00				
										Bridge Consulting	PE	$556,572.00	$139,143.00	$675,715.00	$10,000.00	$10,000.00		
Performance Measure Impacted: Bridge Condition																		
Comments:Include DES 1902833, 2002198, 2002200, 2002204, 2002186																		
Indiana Department of Transportation	43418 / 2002084	Init.	US 421	Bridge Deck Overlay	0.17 mi S of SR 32; over Eagle Creek	Crawfordsville	0	STBG	$1,036,410.00	Bridge Consulting	PE	$101,248.00	$25,312.00	$116,560.00	$5,000.00		$5,000.00	
										Bridge Construction	CN	$723,880.00	$180,970.00	$25,000.00	$5,000.00		$874,850.00	
Performance Measure Impacted: Bridge Condition																		
Comments:Include DES 2002084																		
Indiana Department of Transportation	43426 / 2001833	Init.	US 136	Pavement Replacement	From .74 mi W of SR 75 to .45 mi E of SR 75 (Jamestown)	Crawfordsville	1.213	STBG	$3,649,152.00	Road ROW	RW	$160,000.00	$40,000.00	$200,000.00				
										Road Construction	CN	$2,283,601.60	$570,900.40				$2,854,502.00	
										Road Consulting	PE	$475,720.00	$118,930.00	$594,650.00				
Performance Measure Impacted: Pavement Condition																		

*Estimated Costs left to Complete Project column is for costs that may extend beyond the four years of a STIP. This column is not fiscally constrained and is for information purposes.

SPONSOR	CONTRACT # / LEAD DES	STIP NAME	ROUTE	WORK TYPE	LOCATION	DISTRICT	MILES	FEDERAL CATEGORY	Total Cost of Project*	PROGRAM	PHASE	FEDERAL	MATCH	2022	2023	2024	2025	2026
Comments:Include DES 2001833																		
Indiana Department of Transportation	43437 / 2002020	Init.	SR 32	Replace Superstructure	1.24 mi E of US 421; over Finley Creek	Crawfordsville	0	STBG	$1,928,087.00	Bridge Consulting	PE	$152,000.00	$38,000.00	$190,000.00				
										Bridge ROW	RW	$16,000.00	$4,000.00	$20,000.00				
										Bridge Construction	CN	$1,526,469.60	$381,617.40		$30,000.00		$1,878,087.00	
Performance Measure Impacted: Bridge Condition																		
Comments:Include DES 2002020																		
Indiana Department of Transportation	43454 / 2001881	Init.	SR 38	HMA Overlay, Preventive Maintenance	From 0.52 mi E of US 421 E Jct to 2.44 Mi W of SR 47	Crawfordsville	8.131	STBG	$2,217,269.00	Road Construction	CN	$1,573,815.20	$393,453.80				$1,967,269.00	
										Road ROW	RW	$40,000.00	$10,000.00	$50,000.00				
										Road Consulting	PE	$160,000.00	$40,000.00	$200,000.00				
Performance Measure Impacted: Pavement Condition																		
Comments:Include DES 2001881																		
Indiana Department of Transportation	43455 / 2000271	Init.	SR 39	Other Intersection Improvement	at the SR-47 intersection	Crawfordsville	0	STBG	$5,186,106.00	Safety Construction	CN	$2,844,884.80	$711,221.20				$3,556,106.00	
										Safety Consulting	PE	$412,000.00	$103,000.00	$515,000.00				
										Safety ROW	RW	$892,000.00	$223,000.00	$1,115,000.00				
Performance Measure Impacted: Safety																		
Comments:Include DES 2000266, 2000268, 2000271																		
Boone County	43599 / 2003020	Init.	IR 1812	Intersection Improvement, Roundabout	Intersection of CR 400 E and CR 100 S	Crawfordsville	.5	STBG	$2,608,338.00	Local Funds	CN	$0.00	$221,453.00					$221,453.00
										Group IV Program	CN	$1,791,761.00	$0.00					$1,791,761.00
										Group IV Program	RW	$218,050.00	$0.00		$218,050.00			
										Local Funds	RW	$0.00	$26,950.00		$26,950.00			
										Local Funds	PE	$0.00	$38,514.00	$38,514.00				
										Group IV Program	PE	$311,610.00	$0.00	$311,610.00				
Performance Measure Impacted: Safety																		
Comments:Include DES 2003020																		

*Estimated Costs left to Complete Project column is for costs that may extend beyond the four years of a STIP. This column is not fiscally constrained and is for information purposes.

SPONSOR	CONTRACT # / LEAD DES	STIP NAME	ROUTE	WORK TYPE	LOCATION	DISTRICT	MILES	FEDERAL CATEGORY	Total Cost of Project*	PROGRAM	PHASE	FEDERAL	MATCH	2022	2023	2024	2025	2026
Indiana Department of Transportation	43682 / 2100708	Init.	SR 47	Bridge Thin Deck Overlay	over I-65 SB/NB, 1.84 mi S of SR 39	Crawfordsville	0	STBG	$573,100.00	Bridge Consulting	PE	$88,000.00	$22,000.00	$100,000.00	$10,000.00			
										Bridge Construction	CN	$370,480.00	$92,620.00					$463,100.00
Performance Measure Impacted: Bridge Condition																		
Comments:Include DES 2100731, 2100708																		
Indiana Department of Transportation	43705 / 2101075	Init.	I 65	ITS Communications Systems	Fiber Replacement from SR 267 to Exit 138 (Lebanon), 1.5 miles S of SR 39	Crawfordsville	4.01	NHPP	$690,465.00	Statewide Construction	CN	$585,418.50	$65,046.50				$650,465.00	
										Statewide Consulting	PE	$36,000.00	$4,000.00			$40,000.00		
Performance Measure Impacted: Congestion Mitigation and Air Quality (CMAQ)																		
Comments:Include DES 2101075																		

Boone County Total

Federal: $79,033,274.25 Match :$19,909,443.23 2022: $37,536,415.48 2023: $23,566,357.00 2024: $21,163,566.00 2025: $14,200,065.00 2026: $2,476,314.00

*Estimated Costs left to Complete Project column is for costs that may extend beyond the four years of a STIP. This column is not fiscally constrained and is for information purposes.

SPONSOR	CONTRACT # / LEAD DES	STIP NAME	ROUTE	WORK TYPE	LOCATION	DISTRICT	MILES	FEDERAL CATEGORY	Total Cost of Project*	PROGRAM	PHASE	FEDERAL	MATCH	2022	2023	2024	2025	2026
Brown County																		
Brown County	1902078	Init.	IR 1001	Bridge Inspections	Countywide Bridge Inspection and Inventory Program for Cycle Years 2021-2024	Seymour	0	STBG	$195,359.00	Local Funds	PE	$0.00	$39,071.80	$16,540.60	$3,358.00	$15,668.20	$3,505.00	
										Local Bridge Program	PE	$156,287.20	$0.00	$66,162.40	$13,432.00	$62,672.80	$14,020.00	
Performance Measure Impacted: Bridge Condition																		
Brown County	37105 / 1382874	Init.	VA VARI	Bike/Pedestrian Facilities	Salt Creek Trail - Phases 2 & 3	Seymour	0	STBG	$2,444,580.00	Local Transportation Alternatives	CN	$1,559,424.00	$0.00	$1,559,424.00				
										Local Funds	CN	$0.00	$389,856.00	$389,856.00				
Performance Measure Impacted: Reliability and Freight Reliability																		
Comments:Include DES 1382874																		
Indiana Department of Transportation	41459 / 1800293	Init.	SR 135	Replace Superstructure	7.11 mi S of SR 46, at Br Salt Creek	Seymour	0	STBG	$3,873,204.50	Bridge ROW	RW	$64,000.00	$16,000.00	$80,000.00				
										Bridge Construction	CN	$2,138,166.40	$534,541.60		$2,672,708.00			
										Bridge Consulting	PE	$15,280.00	$3,820.00		$19,100.00			
Performance Measure Impacted: Bridge Condition																		
Comments:Include DES 1800294, 1801025, 1801034, 1801035, 1800293																		
Indiana Department of Transportation	42298 / 1900331	Init.	SR 46	HMA Overlay Minor Structural	SR 446 to W Jct of SR 135	Seymour	15.24	NHPP	$31,446,541.00	Road Construction	CN	$36,124,779.20	$9,031,194.80	$9,600,607.00	$19,728,634.00		$15,826,733.00	
										Road Consulting	PE	$845,840.00	$211,460.00	$807,300.00	$250,000.00			
Performance Measure Impacted: Pavement Condition																		
Comments:Include DES 2001973, 2001974, 2001975, 2001983, 2002034, 2100688, 1900331																		
Indiana Department of Transportation	42848 / 2000139	Init.	SR 46	Bridge Thin Deck Overlay	Bridge over Green Valley Creek ,, 01.05 S of SR 135	Seymour	0	NHPP	$250,038.00	Bridge Construction	CN	$146,350.40	$36,587.60		$182,938.00			
Performance Measure Impacted: Bridge Condition																		
Comments:Include DES 2000139																		
Indiana Department of Transportation	42884 / 2000293	Init.	SR 45	Bridge Deck Overlay	over Briar Creek, 04.49 S SR 135	Seymour	0	STBG	$530,910.00	Bridge Construction	CN	$328,728.00	$82,182.00		$10,000.00	$400,910.00		
										Bridge Consulting	PE	$44,240.00	$11,060.00	$55,300.00				
Performance Measure Impacted: Bridge Condition																		
Comments:Include DES 2000293																		
Indiana Department of Transportation	42886 / 2000351	Init.	SR 46	Bridge Deck Overlay	bridge over Gnaw Bone Creek, 03.51 mile E SR 135	Seymour	0	NHPP	$601,489.00	Bridge Construction	CN	$390,087.20	$97,521.80			$487,609.00		
Performance Measure Impacted: Bridge Condition																		

*Estimated Costs left to Complete Project column is for costs that may extend beyond the four years of a STIP. This column is not fiscally constrained and is for information purposes.

SPONSOR	CONTRACT # / LEAD DES	STIP NAME	ROUTE	WORK TYPE	LOCATION	DISTRICT	MILES	FEDERAL CATEGORY	Total Cost of Project*	PROGRAM	PHASE	FEDERAL	MATCH	2022	2023	2024	2025	2026
Comments:Include DES 2000351																		
Indiana Department of Transportation	43101 / 2001655	Init.	VA VARI	Traffic Signals Modernization	Traffic Mods at SR 135 and Main, SR 135 and SR 46 in Brown County.	Seymour	0	STBG	$632,000.00	Safety ROW	RW	$40,000.00	$10,000.00	$50,000.00				
										Safety Construction	CN	$385,600.00	$96,400.00			$482,000.00		
Performance Measure Impacted: Safety																		
Comments:Include DES 2001655																		
Indiana Department of Transportation	43267 / 2001900	Init.	SR 135	HMA Overlay, Preventive Maintenance	6.08 miles N of N Jct of SR 58 (near Jackson/Brown Co Line) to E Jct of SR 46	Seymour	15.678	STBG	$7,159,998.00	Bridge Consulting	PE	$140,000.00	$35,000.00	$175,000.00				
										Bridge ROW	RW	$8,000.00	$2,000.00			$10,000.00		
										Road ROW	RW	$12,000.00	$3,000.00			$15,000.00		
										Road Construction	CN	$5,383,276.80	$1,345,819.20				$6,729,096.00	
										Bridge Construction	CN	$184,721.60	$46,180.40				$230,902.00	
Performance Measure Impacted: Pavement Condition																		
Comments:Include DES 2001903, 2001969, 2001900																		
Indiana Department of Transportation	43286 / 2001904	Init.	SR 45	HMA Overlay, Preventive Maintenance	7.55 miles E of SR 46 to SR 135	Seymour	11.845	STBG	$5,611,765.00	Road Consulting	PE	$160,000.00	$40,000.00	$200,000.00				
										Road Construction	CN	$4,329,412.00	$1,082,353.00					$5,411,765.00
Performance Measure Impacted: Pavement Condition																		
Comments:Include DES 2001904																		
Indiana Department of Transportation	43335 / 2001979	Init.	SR 46	Small Structure Replacement	0.27 mi E of E jct SR 135	Seymour	0	NHPP	$1,448,290.00	Bridge Construction	CN	$709,720.00	$177,430.00				$887,150.00	
										Bridge ROW	RW	$20,000.00	$5,000.00			$25,000.00		
										Bridge Consulting	PE	$428,912.00	$107,228.00	$536,140.00				
Performance Measure Impacted: Bridge Condition																		
Comments:Include DES 2001982, 2001979																		
Indiana Department of Transportation	43738 / 2100730	Init.	SR 45	Bridge Thin Deck Overlay	over LICK CREEK, 02.87 S SR 135	Seymour	0	STBG	$756,000.00	Bridge Construction	CN	$404,800.00	$101,200.00					$506,000.00
										Bridge Consulting	PE	$160,000.00	$40,000.00	$200,000.00				
Performance Measure Impacted: Bridge Condition																		
Comments:Include DES 2100687, 2100730																		

*Estimated Costs left to Complete Project column is for costs that may extend beyond the four years of a STIP. This column is not fiscally constrained and is for information purposes.

SPONSOR	CONTRACT # / LEAD DES	STIP NAME	ROUTE	WORK TYPE	LOCATION	DISTRICT	MILES	FEDERAL CATEGORY	Total Cost of Project*	PROGRAM	PHASE	FEDERAL	MATCH	2022	2023	2024	2025	2026
Indiana Department of Transportation	43762 / 2100246	Init.	SR 45	Slide Correction	1.15 miles south of SR 135	Seymour	.1	STBG	$2,939,272.99	Road Consulting	PE	$100,000.00	$25,000.00	$125,000.00				
										Road ROW	RW	$8,000.00	$2,000.00			$10,000.00		
										Road Construction	CN	$2,243,418.39	$560,854.59					$2,804,272.99
Performance Measure Impacted: Safety																		
Comments:Include DES 2100246																		
Brown County	44073 / 2101260	Init.	MS 1	New Bridge Construction	New bridge along Salt Creek Trail	Seymour	0	STBG	$442,500.00	Local Transportation Alternatives	CN	$354,000.00	$0.00	$354,000.00				
										Local Funds	CN	$0.00	$88,500.00	$88,500.00				
Performance Measure Impacted: Bridge Condition																		
Comments:Include DES 2101260																		

Brown County Total

Federal: $56,885,043.19 Match :$14,221,260.79 2022: $14,303,830.00 2023: $22,880,170.00 2024: $1,508,860.00 2025: $23,691,406.00 2026: $8,722,037.99

*Estimated Costs left to Complete Project column is for costs that may extend beyond the four years of a STIP. This column is not fiscally constrained and is for information purposes.

SPONSOR	CONTRACT # / LEAD DES	STIP NAME	ROUTE	WORK TYPE	LOCATION	DISTRICT	MILES	FEDERAL CATEGORY	Total Cost of Project*	PROGRAM	PHASE	FEDERAL	MATCH	2022	2023	2024	2025	2026
Carroll County																		
Carroll County	1902067	Init.	IR 1001	Bridge Inspections	Countywide Bridge Inspection and Inventory Program for Cycle Years 2021-2024	LaPorte	0	STBG	$258,028.00	Local Bridge Program	PE	$90,852.00	$0.00	$3,316.80	$84,060.00	$3,475.20		
										Local Funds	PE	$0.00	$22,713.00	$829.20	$21,015.00	$868.80		
Performance Measure Impacted: Bridge Condition																		
Indiana Department of Transportation	39876 / 1601029	Init.	SR 75	Bridge Replacement	SR 75 at Wildcat Creek, 4.51 S SR 18	LaPorte	0	STBG	$2,217,252.00	Bridge Construction	CN	$1,159,531.20	$289,882.80		$1,449,414.00			
Performance Measure Impacted: Bridge Condition																		
Comments:Include DES 2101199, 1601029																		
Indiana Department of Transportation	40607 / 1700078	Init.	SR 18	Bridge Replacement	Over Ridenour Ditch, 2.88 mi W of SR 29	LaPorte	0	STBG	$7,454,491.08	Bridge Consulting	PE	$428,300.00	$107,075.00	$535,375.00				
										Bridge Construction	CN	$4,343,022.40	$1,085,755.60	$5,428,778.00				
										Bridge ROW	RW	$240,000.00	$60,000.00	$300,000.00				
Performance Measure Impacted: Bridge Condition																		
Comments:Include DES 1700041, 1700102, 1701452, 2001046, 2001047, 2001048, 1700078																		
Indiana Department of Transportation	40688 / 1500065	Init.	US 421	HMA Overlay Minor Structural	0.24mi N of SR 26 to 2.27mi N of S Jct of SR 18 (CR 200 N)	LaPorte	9.874	STBG	$7,902,609.00	Road Construction	CN	$5,708,007.20	$1,427,001.80	$7,135,009.00				
Performance Measure Impacted: Pavement Condition																		
Comments:Include DES 1700184, 1500065																		
Indiana Department of Transportation	41435 / 1703010	Init.	SR 75	Bridge Rehabilitation Or Repair	Sr 75@.-M Fork Wildcat Creek, 01.64 N SR 26	LaPorte	0	STBG	$5,014,305.00	Bridge Construction	CN	$3,146,709.60	$786,677.40	$15,000.00				$3,918,387.00
										Bridge ROW	RW	$96,000.00	$24,000.00	$120,000.00				
										Bridge Consulting	PE	$341,573.60	$85,393.40	$426,967.00				
Performance Measure Impacted: Bridge Condition																		
Comments:Include DES 1703044, 2101206, 1703010																		
Indiana Department of Transportation	42436 / 1800104	Init.	SP 22	Bridge Replacement	Old Sr 25@.-Deer Creek, 00.67 mi S of US 421	LaPorte	0	NHPP	$4,630,867.00	Bridge Construction	CN	$2,994,645.60	$748,661.40		$15,000.00	$3,728,307.00		
										Bridge Consulting	PE	$263,040.00	$65,760.00	$8,800.00		$320,000.00		
										Bridge ROW	RW	$16,000.00	$4,000.00	$20,000.00				
Performance Measure Impacted: Bridge Condition																		
Comments:Include DES 1800104																		

*Estimated Costs left to Complete Project column is for costs that may extend beyond the four years of a STIP. This column is not fiscally constrained and is for information purposes.

SPONSOR	CONTRACT # / LEAD DES	STIP NAME	ROUTE	WORK TYPE	LOCATION	DISTRICT	MILES	FEDERAL CATEGORY	Total Cost of Project*	PROGRAM	PHASE	FEDERAL	MATCH	2022	2023	2024	2025	2026
Indiana Department of Transportation	42457 / 1900180	Init.	SR 29	HMA Overlay Minor Structural	SR 29 from SR 218 (S JCT) to SR 218 (N JCT)	LaPorte	3.71	STBG	$6,250,013.00	Road Consulting	PE	$120,000.00	$30,000.00			$150,000.00		
										Road Construction	CN	$3,973,354.40	$993,338.60		$80,000.00	$4,886,693.00		
										Road ROW	RW	$32,000.00	$8,000.00	$40,000.00				
Performance Measure Impacted: Pavement Condition																		
Comments:Include DES 1900182, 1900180																		
Indiana Department of Transportation	42459 / 1900188	Init.	SR 25	HMA Overlay Minor Structural	Old SR 25 from 0.55mi N of SR 218 to 1.6mi N of SR 218	LaPorte	1.01	NHPP	$5,745,995.00	Bridge Construction	CN	$984,858.40	$246,214.60		$30,000.00	$1,201,073.00		
										Road ROW	RW	$48,000.00	$12,000.00	$60,000.00				
										Road Consulting	PE	$136,000.00	$34,000.00			$170,000.00		
										Bridge Consulting	PE	$80,000.00	$20,000.00			$100,000.00		
										Road Construction	CN	$2,091,889.60	$522,972.40		$40,000.00	$2,574,862.00		
Performance Measure Impacted: Pavement Condition																		
Comments:Include DES 1900215, 1900217, 1900220, 2000750, 2000753, 1900188																		
Indiana Department of Transportation	42506 / 1901422	Init.	SR 25	Bridge Thin Deck Overlay	NB over Bridge Creek, 1.32mi N of US 421	LaPorte	0	NHPP	$1,918,525.00	Bridge Construction	CN	$1,296,928.80	$324,232.20	$1,621,161.00				
										Bridge Consulting	PE	$119,200.00	$29,800.00	$149,000.00				
Performance Measure Impacted: Bridge Condition																		
Comments:Include DES 1901423, 1901424, 1901446, 1901447, 1901469, 1901470, 1901422																		
Indiana Department of Transportation	43056 / 2000106	Init.	SR 25	Bridge Thin Deck Overlay	CR 50 W@.-SR 25 NB/SB, NSRR, 06.81 N SR 218	LaPorte	0	NHPP	$3,335,259.00	Bridge Construction	CN	$2,162,754.40	$540,688.60	$310,000.00	$2,393,443.00			
										Bridge Consulting	PE	$416,640.00	$104,160.00	$354,800.00	$166,000.00			
Performance Measure Impacted: Bridge Condition																		
Comments:Include DES 2000043, 2000044, 2000056, 2000057, 2000063, 2000064, 2000119, 2000122, 2000136, 2101102, 2000106																		
Indiana Department of Transportation	43347 / 2002010	Init.	SR 29	Bridge Deck Overlay	SR 29 over WILDCAT CREEK, 00.48 N SR 22	LaPorte	0	STBG	$1,614,913.00	Bridge Construction	CN	$1,131,930.40	$282,982.60		$5,000.00	$5,000.00	$1,404,913.00	
										Bridge Consulting	PE	$160,000.00	$40,000.00	$200,000.00				
Performance Measure Impacted: Bridge Condition																		
Comments:Include DES 2002010																		

*Estimated Costs left to Complete Project column is for costs that may extend beyond the four years of a STIP. This column is not fiscally constrained and is for information purposes.

SPONSOR	CONTRACT # / LEAD DES	STIP NAME	ROUTE	WORK TYPE	LOCATION	DISTRICT	MILES	FEDERAL CATEGORY	Total Cost of Project*	PROGRAM	PHASE	FEDERAL	MATCH	2022	2023	2024	2025	2026
Indiana Department of Transportation	43724 / 1700101	Init.	US 421	Bridge Replacement	Over Wildcat Creek, 4.06mi N of SR 26	LaPorte	0	STBG	$9,094,790.00	Bridge ROW	RW	$208,000.00	$52,000.00	$260,000.00				
										Bridge Construction	CN	$5,964,423.20	$1,491,105.80	$275,000.00	$7,180,529.00			
										Bridge Consulting	PE	$113,420.00	$28,355.00	$141,775.00				
Performance Measure Impacted: Bridge Condition																		
Comments:Include DES 1700037, 1700040, 1700099, 2001044, 1700101																		
Indiana Department of Transportation	43839 / 2100887	Init.	SR 18	Substructure Repair And Rehabilitation	00.65 E SR 29 W JCT	LaPorte	0	STBG	$264,890.00	Bridge Construction	CN	$88,792.00	$22,198.00	$5,000.00	$105,990.00			
										Bridge ROW	RW	$40,000.00	$10,000.00	$50,000.00				
										Bridge Consulting	PE	$16,000.00	$4,000.00	$20,000.00				
Performance Measure Impacted: Safety																		
Comments:Include DES 2100887																		
Indiana Department of Transportation	43928 / 2100228	Init.	US 421	HMA Overlay Minor Structural	From the North Junction of SR 18 to 1.50 Miles South of US 24 (Tippecanoe River)	LaPorte	9.582	STBG	$7,049,370.00	Road Construction	CN	$5,463,496.00	$1,365,874.00			$10,000.00		$6,819,370.00
										Road Consulting	PE	$176,000.00	$44,000.00	$100,000.00				$120,000.00
Performance Measure Impacted: Pavement Condition																		
Comments:Include DES 2100228																		

Carroll County Total

Federal: $43,651,368.80 Match :$10,912,842.20 2022: $17,580,811.00 2023: $11,570,451.00 2024: $13,150,279.00 2025: $1,404,913.00 2026: $10,857,757.00

*Estimated Costs left to Complete Project column is for costs that may extend beyond the four years of a STIP. This column is not fiscally constrained and is for information purposes.

SPONSOR	CONTRACT # / LEAD DES	STIP NAME	ROUTE	WORK TYPE	LOCATION	DISTRICT	MILES	FEDERAL CATEGORY	Total Cost of Project*	PROGRAM	PHASE	FEDERAL	MATCH	2022	2023	2024	2025	2026
Cass County																		
Logansport	2003025	Init.	VA 3828	ADA Sidewalk Ramp Construction	Sidewalks around 3 elementary schools and the new junior high school.	LaPorte	3.45	STBG	$1,644,500.00	Local Funds	CN	$0.00	$244,000.00					$244,000.00
										Local Funds	PE	$0.00	$72,480.00	$72,480.00				
										Local Transportation Alternatives	RW	$49,680.00	$0.00			$49,680.00		
										Local Transportation Alternatives	CN	$976,000.00	$0.00					$976,000.00
										Local Funds	RW	$0.00	$12,420.00			$12,420.00		
										Local Transportation Alternatives	PE	$289,920.00	$0.00	$289,920.00				
Performance Measure Impacted: Safety																		
Indiana Department of Transportation	40687 / 1700011	Init.	US 35	HMA Overlay Minor Structural	From 0.55 mi S of SR 218 (CR 700E) to SR 218	LaPorte	.539	STBG	$2,240,519.00	Road Construction	CN	$2,994,760.80	$748,690.20	$3,743,451.00				
										Road Consulting	PE	$240,000.00	$60,000.00	$300,000.00				
Performance Measure Impacted: Pavement Condition																		
Comments:Include DES 1700186, 1700011																		
Cass County	40703 / 1600928	Init.	IR 1012	Road Reconstruction (3R/4R Standards)	CR 400 S Phase 4 (of SR 25 to SR 29) - 1.00 mi beginning ~2.6 5 mi E of SR 25	LaPorte	1	STBG	$3,765,643.80	Local Funds	CN	$0.00	$606,460.00	$606,460.00				
										Group IV Program	CN	$2,425,840.00	$0.00	$2,425,840.00				
Comments:Include DES 1600928																		
Indiana Department of Transportation	41426 / 1702999	Init.	SR 25	Arch Reconstruction Or Repair	Sr 25@.-Harvey Creek, 03.04 N US 24/35	LaPorte	0	NHPP	$667,744.00	Bridge Construction	CN	$357,475.20	$89,368.80	$10,000.00	$436,844.00			
										Bridge ROW	RW	$8,000.00	$2,000.00	$10,000.00				
Performance Measure Impacted: Bridge Condition																		
Comments:Include DES 1702999																		
Indiana Department of Transportation	41433 / 1700219	Init.	SR 18	HMA Overlay Minor Structural	From 0.28mi W of US 35 (Conw ell St) to 0.30mi E of US 35 (Lin coln St)	LaPorte	.57	STBG	$5,292,823.00	Bridge ROW	RW	$4,264.00	$1,066.00	$5,330.00				
										Road Construction	CN	$3,034,750.40	$758,687.60	$40,000.00	$3,753,438.00			
										Road ROW	RW	$18,308.00	$4,577.00	$22,885.00				

*Estimated Costs left to Complete Project column is for costs that may extend beyond the four years of a STIP. This column is not fiscally constrained and is for information purposes.

SPONSOR	CONTRACT # / LEAD DES	STIP NAME	ROUTE	WORK TYPE	LOCATION	DISTRICT	MILES	FEDERAL CATEGORY	Total Cost of Project*	PROGRAM	PHASE	FEDERAL	MATCH	2022	2023	2024	2025	2026
Indiana Department of Transportation	41433 / 1700219	Init.	SR 18	HMA Overlay Minor Structural	From 0.28mi W of US 35 (Conwell St) to 0.30mi E of US 35 (Lincoln St)	LaPorte	.57	STBG	$5,292,823.00	Road Consulting	PE	$120,000.00	$30,000.00		$150,000.00			
										Bridge Construction	CN	$149,104.00	$37,276.00	$10,000.00	$176,380.00			
Performance Measure Impacted: Pavement Condition																		
Comments:Include DES 1703016, 1800063, 1700219																		
Indiana Department of Transportation	42435 / 1703035	Init.	SR 18	Small Structure Replacement	5.03mi W of JCT US 35	LaPorte	0	STBG	$802,323.00	Bridge ROW	RW	$8,000.00	$2,000.00	$10,000.00				
										Bridge Consulting	PE	$36,480.00	$9,120.00			$45,600.00		
										Bridge Construction	CN	$430,634.40	$107,658.60		$10,000.00	$528,293.00		
Performance Measure Impacted: Bridge Condition																		
Comments:Include DES 1703035																		
Indiana Department of Transportation	42501 / 1901396	Init.	SR 25	Bridge Deck Overlay	Over the Wabash River S Crossing, 1.56mi N of US 24	LaPorte	0	STBG	$2,966,009.00	Bridge Consulting	PE	$120,800.00	$30,200.00	$151,000.00				
										Bridge Construction	CN	$1,799,734.40	$449,933.60	$2,249,668.00				
Performance Measure Impacted: Bridge Condition																		
Comments:Include DES 1901414, 1901415, 2000999, 2001000, 2001014, 2001035, 1901396																		
Indiana Department of Transportation	43018 / 2000822	Init.	SR 18	Bridge Deck Overlay	SR 18 over SOUTH FORK DEER CREEK, 00.51 E US 35	LaPorte	0	STBG	$868,192.00	Bridge Construction	CN	$554,313.60	$138,578.40		$10,000.00	$682,892.00		
										Bridge Consulting	PE	$24,000.00	$6,000.00			$30,000.00		
Performance Measure Impacted: Bridge Condition																		
Comments:Include DES 2000822																		
Indiana Department of Transportation	43050 / 2000091	Init.	SR 25	Bridge Thin Deck Overlay	SR 25 over SR 25 NB/SB, NSRR, 05.97 S SR 29	LaPorte	0	NHPP	$3,084,975.00	Bridge Construction	CN	$2,055,980.00	$513,995.00	$135,000.00	$2,434,975.00			
										Bridge Consulting	PE	$124,000.00	$31,000.00		$155,000.00			
Performance Measure Impacted: Bridge Condition																		
Comments:Include DES 2000047, 2000048, 2000066, 2000068, 2000069, 2000071, 2000073, 2000078, 2000091																		
Indiana Department of Transportation	43057 / 2000521	Init.	SR 25	HMA Overlay, Preventive Maintenance	E. Jct of US 24/35 to SR 17	LaPorte	.46	STBG	$3,091,497.00	Bridge Consulting	PE	$28,800.00	$7,200.00		$36,000.00			
										Bridge Construction	CN	$394,278.40	$98,569.60	$30,000.00	$462,848.00			
										Road Construction	CN	$1,282,299.20	$320,574.80	$15,000.00	$1,587,874.00			

*Estimated Costs left to Complete Project column is for costs that may extend beyond the four years of a STIP. This column is not fiscally constrained and is for information purposes.

SPONSOR	CONTRACT # / LEAD DES	STIP NAME	ROUTE	WORK TYPE	LOCATION	DISTRICT	MILES	FEDERAL CATEGORY	Total Cost of Project*	PROGRAM	PHASE	FEDERAL	MATCH	2022	2023	2024	2025	2026
Indiana Department of Transportation	43057 / 2000521	Init.	SR 25	HMA Overlay, Preventive Maintenance	E. Jct of US 24/35 to SR 17	LaPorte	.46	STBG	$3,091,497.00	Road ROW	RW	$560,000.00	$140,000.00	$700,000.00				
										Road Consulting	PE	$40,000.00	$10,000.00		$50,000.00			
Performance Measure Impacted: Pavement Condition																		
Comments:Include DES 2000079, 2000080, 2000521																		
Indiana Department of Transportation	43058 / 2000093	Init.	US 35	Bridge Thin Deck Overlay	US 35 over CROOKED CREEK, 04.63 N US 24 N JCT	LaPorte	0	NHPP	$537,400.00	Bridge Construction	CN	$351,200.00	$87,800.00	$30,000.00	$409,000.00			
										Bridge Consulting	PE	$24,000.00	$6,000.00		$30,000.00			
Performance Measure Impacted: Bridge Condition																		
Comments:Include DES 2000098, 2000100, 2000093																		
Indiana Department of Transportation	43340 / 2002023	Init.	US 35	Bridge Replacement	US 35 over SOUTH FORK DEER CREEK, 00.19 N SR 18	LaPorte	0	NHPP	$3,150,264.00	Bridge ROW	RW	$42,880.00	$10,720.00		$53,600.00			
										Bridge Consulting	PE	$308,800.00	$77,200.00	$336,000.00			$50,000.00	
										Bridge Construction	CN	$2,168,531.20	$542,132.80		$60,000.00	$30,000.00	$2,620,664.00	
Performance Measure Impacted: Bridge Condition																		
Comments:Include DES 2002300, 2002023																		
Indiana Department of Transportation	43341 / 2002293	Init.	SR 25	Small Structure Pipe Lining	SR 25, 01.90 N JCT SR 16	LaPorte	0	STBG	$188,232.00	Bridge Consulting	PE	$28,800.00	$7,200.00	$20,000.00			$16,000.00	
										Bridge Construction	CN	$121,785.60	$30,446.40		$10,000.00		$142,232.00	
Performance Measure Impacted: Safety																		
Comments:Include DES 2002293																		
Indiana Department of Transportation	43354 / 2001998	Init.	SR 16	Bridge Deck Overlay	SR 16 over KENNEL DITCH, 03.69 W US 35	LaPorte	0	STBG	$679,154.00	Bridge Construction	CN	$383,323.20	$95,830.80		$10,000.00	$5,000.00	$464,154.00	
										Bridge Consulting	PE	$160,000.00	$40,000.00	$200,000.00				
Performance Measure Impacted: Bridge Condition																		
Comments:Include DES 2001998																		
Indiana Department of Transportation	43357 / 2002297	Init.	US 24	Small Structure Replacement	US 24, 01.4 W US 35	LaPorte	0	NHPP	$792,898.00	Bridge Consulting	PE	$102,400.00	$25,600.00	$71,000.00			$57,000.00	
										Bridge Construction	CN	$531,918.40	$132,979.60		$60,000.00		$604,898.00	
Performance Measure Impacted: Bridge Condition																		
Comments:Include DES 2002297																		

*Estimated Costs left to Complete Project column is for costs that may extend beyond the four years of a STIP. This column is not fiscally constrained and is for information purposes.

SPONSOR	CONTRACT # / LEAD DES	STIP NAME	ROUTE	WORK TYPE	LOCATION	DISTRICT	MILES	FEDERAL CATEGORY	Total Cost of Project*	PROGRAM	PHASE	FEDERAL	MATCH	2022	2023	2024	2025	2026
Indiana Department of Transportation	43389 / 2002397	Init.	SR 16	Small Structures & Drains Construction	12 Locations on SR 16 between RP 37.2 to 65.24 in Cass and White Counties	LaPorte	28.29	STBG	$810,800.00	Bridge Consulting	PE	$32,000.00	$8,000.00	$40,000.00				
										Bridge ROW	RW	$16,000.00	$4,000.00	$20,000.00				
										Bridge Construction	CN	$600,640.00	$150,160.00				$750,800.00	
Performance Measure Impacted: Safety																		
Comments:Include DES 2002397																		
Indiana Department of Transportation	43673 / 1700010	Init.	SR 17	HMA Overlay Minor Structural	From SR 25 to 1.30 mi N of SR 25 (Northern Ave)	LaPorte	1.386	STBG	$4,297,002.00	Road Consulting	PE	$200,000.00	$50,000.00		$250,000.00			
										Road Construction	CN	$2,929,940.80	$732,485.20	$160,000.00	$3,502,426.00			
										Road ROW	RW	$40,000.00	$10,000.00	$50,000.00				
Performance Measure Impacted: Pavement Condition																		
Comments:Include DES 1700010																		
Indiana Department of Transportation	43834 / 2100942	Init.	US 35	Small Structure Maint and Repair	4.12 N JCT SR 218	LaPorte	.1	NHPP	$354,300.00	Bridge Construction	CN	$156,400.00	$39,100.00	$80,000.00	$115,500.00			
										Bridge Consulting	PE	$40,000.00	$10,000.00	$50,000.00				
Performance Measure Impacted: Safety																		
Comments:Include DES 2100945, 2100942																		
Indiana Department of Transportation	43838 / 2100883	Init.	SR 16	Substructure Repair And Rehabilitation	02.44 W US 31	LaPorte	0	STBG	$467,355.00	Bridge ROW	RW	$80,000.00	$20,000.00	$100,000.00				
										Bridge Construction	CN	$195,600.00	$48,900.00	$30,000.00	$214,500.00			
										Bridge Consulting	PE	$98,044.00	$24,511.00	$122,555.00				
Performance Measure Impacted: Safety																		
Comments:Include DES 2100884, 2100943, 2100883																		
Indiana Department of Transportation	43899 / 2100639	Init.	SR 25	Bridge Deck Overlay	SR 25 under Monticello Rd, 00. 49 N US 24/35	LaPorte	0	STBG	$3,620,060.00	Bridge Construction	CN	$2,283,280.00	$570,820.00			$95,000.00	$30,000.00	$2,729,100.00
										Bridge Consulting	PE	$612,768.00	$153,192.00	$615,960.00				$150,000.00
Performance Measure Impacted: Bridge Condition																		
Comments:Include DES 2100619, 2100620, 2100640, 2100672, 2100639																		
Indiana Department of Transportation	44038 / 2002511	Init.	SP INST	Institution & Park Road Maintenance	Logansport State Hospital ? Pavement of various locations within the property	LaPorte	0	STBG	$295,000.00	DNR/INST Construction	CN	$239,901.60	$59,975.40	$299,877.00				
Performance Measure Impacted: Pavement Condition																		

*Estimated Costs left to Complete Project column is for costs that may extend beyond the four years of a STIP. This column is not fiscally constrained and is for information purposes.

SPONSOR	CONTRACT # / LEAD DES	STIP NAME	ROUTE	WORK TYPE	LOCATION	DISTRICT	MILES	FEDERAL CATEGORY	Total Cost of Project*	PROGRAM	PHASE	FEDERAL	MATCH	2022	2023	2024	2025	2026
Comments:Include DES 2002511																		

Cass County Total

Federal: $29,875,635.20 Match :$7,468,908.80 2022: $13,052,426.00 2023: $13,978,385.00 2024: $1,478,885.00 2025: $4,735,748.00 2026: $4,099,100.00

*Estimated Costs left to Complete Project column is for costs that may extend beyond the four years of a STIP. This column is not fiscally constrained and is for information purposes.

SPONSOR	CONTRACT # / LEAD DES	STIP NAME	ROUTE	WORK TYPE	LOCATION	DISTRICT	MILES	FEDERAL CATEGORY	Total Cost of Project*	PROGRAM	PHASE	FEDERAL	MATCH	2022	2023	2024	2025	2026
Clark County																		
Clark County	2100080	Init.	IR 1001	Bridge Inspections	Countywide Bridge Inspection and Inventory Program for Cycle Years 2022 and 2023	Seymour	0	STBG	$159,282.00	Local Funds	PE	$0.00	$31,856.40	$29,113.80	$2,742.60			
										Local Bridge Program	PE	$127,425.60	$0.00	$116,455.20	$10,970.40			
Performance Measure Impacted: Bridge Condition																		
Indiana Department of Transportation	40412 / 1700111	Init.	US 31	Pavement Replacement	1.53 miles N of SR 60 (Foothill Rd) to 3.28 miles N of SR 60	Seymour	1.84	STBG	$10,390,412.00	Road Consulting	PE	$8,000.00	$2,000.00	$10,000.00				
										Road Construction	CN	$3,981,621.60	$995,405.40		$4,977,027.00			
Performance Measure Impacted: Pavement Condition																		
Indiana Department of Transportation	41442 / 1801026	Init.	SR 160	Small Structure Replacement	13.50 miles east of SR 60 at the Clark/Scott County Line	Seymour	0	STBG	$198,745.00	Bridge Consulting	PE	$3,840.00	$960.00	$0.00	$4,800.00			
										Bridge Construction	CN	$155,156.00	$38,789.00		$193,945.00			
Performance Measure Impacted: Bridge Condition																		
Comments:Include DES 1800300, 1801022, 1801026																		
Indiana Department of Transportation	41477 / 1800372	Init.	SR 3	HMA Overlay Minor Structural	2.74 miles N of SR 62 to SR 356	Seymour	13.025	STBG	$6,468,409.00	Road Construction	CN	$4,982,727.20	$1,245,681.80		$6,228,409.00			
Performance Measure Impacted: Pavement Condition																		
Comments:Include DES 1800372																		
Indiana Department of Transportation	41478 / 1800375	Init.	US 31	Intersect. Improv. W/ Added Turn Lanes	At intersection with Perry Crossing Rd/Bud Prather Rd	Seymour	.083	STBG	$1,136,614.50	Safety Construction	CN	$929,375.20	$232,343.80	$300,000.00	$861,719.00			
Performance Measure Impacted: Safety																		
Comments:Include DES 1800375																		
Indiana Department of Transportation	41529 / 1700135	Init.	I 65	Added Travel Lanes	2.78 miles S of SR 160 to SR 56	Seymour	12.433	NHPP	$41,282,528.00	Road Consulting	PE	$2,779,176.15	$308,797.35	$1,587,973.50		$1,500,000.00		
										Bridge ROW	RW	$45,000.00	$5,000.00	$50,000.00				
										Bridge Consulting	PE	$302,945.85	$33,660.65	$186,606.50		$150,000.00		
										American Rescue Plan Act	CN	$127,379,867.40	$14,153,318.60			$141,533,186.00		
										Bridge Construction	CN	$16,719,132.60	$1,857,681.40	$50,000.00		$18,526,814.00		
Performance Measure Impacted: Pavement Condition																		
Comments:Included Des # 1600744, 1600744, 1700135, 1700135, 1700135, 2001594, 1600729, 1600733, 1600750, 1600744, 1700135, 2001607, 2001605, 2001604, 2001603, 1600729, 1600733, 1600744, 1600750, 2001593, 2001594, 2001595, 2001596, 2001597, 2001598, 2001599, 2001600, 2001601, 1600750, 1700135, 1600744, 1600729, 1600733																		
Indiana Department of Transportation	41533 / 1801686	Init.	SR 62	Slide Correction	3 miles E of SR 3.	Seymour	.03	STBG	$1,058,509.00	Road Construction	CN	$227,046.40	$56,761.60		$283,808.00			

*Estimated Costs left to Complete Project column is for costs that may extend beyond the four years of a STIP. This column is not fiscally constrained and is for information purposes.

SPONSOR	CONTRACT # / LEAD DES	STIP NAME	ROUTE	WORK TYPE	LOCATION	DISTRICT	MILES	FEDERAL CATEGORY	Total Cost of Project*	PROGRAM	PHASE	FEDERAL	MATCH	2022	2023	2024	2025	2026
Performance Measure Impacted: Safety																		
Comments:Include DES 1801686																		
Indiana Department of Transportation	42018 / 1600716	Init.	I 65	Small Structure Replacement with Bridge	0.15 mile S of SR 311	Seymour	0	NHPP	$5,352,658.00	Bridge ROW	RW	$40,500.00	$4,500.00	$45,000.00				
										Bridge Construction	CN	$4,321,672.20	$480,185.80	$4,801,858.00				
										Bridge Consulting	PE	$67,500.00	$7,500.00	$75,000.00				
Performance Measure Impacted: Bridge Condition																		
Indiana Department of Transportation	42405 / 1900343	Init.	US 31	Bridge Replacement	00.20 mile N of SR 160 @ Wolf Run	Seymour	0	STBG	$2,005,237.00	Bridge Construction	CN	$1,316,469.60	$329,117.40			$1,645,587.00		
										Bridge Consulting	PE	$88,000.00	$22,000.00			$110,000.00		
										Bridge ROW	RW	$40,000.00	$10,000.00	$50,000.00				
Performance Measure Impacted: Bridge Condition																		
Comments:Include DES 1802996, 1900343																		
Clark County	42813 / 1902768	Init.	ST 3052	Bridge Deck Replacement	Along Brown Station Way as Brown Station Way crosses over abandoned railroad tracks	Seymour	.01	STBG	$4,595,250.00	Local Bridge Program	RW	$155,200.00	$0.00			$155,200.00		
										Local Funds	CN	$0.00	$806,250.00				$806,250.00	
										Local Bridge Program	CN	$3,225,000.00	$0.00				$3,225,000.00	
										Local Funds	RW	$0.00	$38,800.00			$38,800.00		
Performance Measure Impacted: Bridge Condition																		
Comments:Include DES 1902768																		
Indiana Department of Transportation	43316 / 2002049	Init.	SR 60	Bridge Replacement	Over Packwood Branch, 02.47 mi E of SR 335	Seymour	0	NHPP	$4,084,216.00	Bridge Consulting	PE	$400,000.00	$100,000.00	$500,000.00				
Performance Measure Impacted: Bridge Condition																		
Comments:Include DES 2002048, 2002049																		
Indiana Department of Transportation	43323 / 2002339	Init.	I 65	Bridge Painting	I-265 EB ramp over I-65 to I-65 NB, 02.50 mi E of SR 311	Seymour	0	NHPP	$450,379.00	Bridge Construction	CN	$297,341.10	$33,037.90				$330,379.00	
										Bridge Consulting	PE	$108,000.00	$12,000.00	$120,000.00				
Performance Measure Impacted: Bridge Condition																		
Comments:Include DES 2002339																		
Indiana Department of Transportation	43598 / 2100100	Init.	SR 60	Added Travel Lanes, Construct Turn Lanes	Intersection of SR 60 @ Poindexter in Sellersburg	Seymour	0	NHPP	$1,226,641.00	District Other Construction	CN	$729,236.00	$182,309.00	$911,545.00				

*Estimated Costs left to Complete Project column is for costs that may extend beyond the four years of a STIP. This column is not fiscally constrained and is for information purposes.

SPONSOR	CONTRACT # / LEAD DES	STIP NAME	ROUTE	WORK TYPE	LOCATION	DISTRICT	MILES	FEDERAL CATEGORY	Total Cost of Project*	PROGRAM	PHASE	FEDERAL	MATCH	2022	2023	2024	2025	2026
Performance Measure Impacted: Pavement Condition																		
Comments:Include DES 2100100																		
Indiana Department of Transportation	43731 / 2100647	Init.	SR 265	Bridge Thin Deck Overlay	Old Salem Rd bridge over SR 265 EB/WB, 2.20 miles E of SR 62	Seymour	0	NHPP	$966,000.00	Bridge Construction	CN	$653,400.00	$72,600.00					$726,000.00
										Bridge Consulting	PE	$72,000.00	$8,000.00		$80,000.00			
Performance Measure Impacted: Bridge Condition																		
Comments:Include DES 2100683, 2101027, 2100647																		
Indiana Department of Transportation	43732 / 2100744	Init.	SR 60	Bridge Deck Overlay	over MUDDY FORK, 04.70 E SR 335	Seymour	0	NHPP	$2,896,500.00	Bridge Consulting	PE	$388,000.00	$97,000.00		$485,000.00			
Performance Measure Impacted: Bridge Condition																		
Comments:Include DES 2100800, 2100834, 2100744																		
Indiana Department of Transportation	43752 / 2100048	Init.	SR 60	Intersection Improvement, Roundabout	At Country Road 311	Seymour	.7	NHPP	$5,821,839.00	Safety Consulting	PE	$660,000.00	$165,000.00	$400,000.00	$425,000.00			
										Safety Construction	CN	$8,117,471.20	$2,029,367.80	$5,250,000.00				$4,896,839.00
										Safety ROW	RW	$400,000.00	$100,000.00			$500,000.00		
Performance Measure Impacted: Safety																		
Comments:Include DES 2100048																		
Indiana Department of Transportation	43756 / 2100029	Init.	SR 60	New Signal Installation	Intersection of St. Joe Road East	Seymour	0	NHPP	$1,700,139.00	Safety Consulting	PE	$200,000.00	$50,000.00	$250,000.00				
										Safety ROW	RW	$64,000.00	$16,000.00		$80,000.00			
Performance Measure Impacted: Safety																		
Comments:Include DES 2100029																		

Clark County Total

Federal: $178,985,104.10 Match :$23,525,923.90 2022: $14,733,552.00 2023: $13,633,421.00 2024: $164,159,587.00 2025: $4,361,629.00 2026: $5,622,839.00

*Estimated Costs left to Complete Project column is for costs that may extend beyond the four years of a STIP. This column is not fiscally constrained and is for information purposes.

SPONSOR	CONTRACT # / LEAD DES	STIP NAME	ROUTE	WORK TYPE	LOCATION	DISTRICT	MILES	FEDERAL CATEGORY	Total Cost of Project*	PROGRAM	PHASE	FEDERAL	MATCH	2022	2023	2024	2025	2026
Clay County																		
Brazil	2100316	Init.	MS NA	HMA Overlay, Preventive Maintenance	BONNIE GEYNE MILLER DR, COLFAX ST, LUTHER ST, STATE ST, WASHINGTON ST	Crawfordsville	0	STBG	$131,644.25	Local Funds	CN	$0.00	$32,911.06	$32,911.06				
										Community Crossing Grant Fund	CN	$98,733.19	$0.00	$98,733.19				
Performance Measure Impacted: Pavement Condition																		
Brazil	2100317	Init.	MS NA	Concrete Pavement Restoration (CPR)	HARRISON ST from US 40 to Jackson St	Crawfordsville	0	STBG	$105,453.52	Local Funds	CN	$0.00	$26,363.38	$26,363.38				
										Community Crossing Grant Fund	CN	$79,090.14	$0.00	$79,090.14				
Performance Measure Impacted: Pavement Condition																		
Brazil	2100318	Init.	MS NA	Concrete Pavement Preservation (CPP)	BEAVER DAM CT, DEER PARK DR, PARK PL, WHITE TAIL CT	Crawfordsville	0	STBG	$69,201.00	Local Funds	CN	$0.00	$17,300.25	$17,300.25				
										Community Crossing Grant Fund	CN	$51,900.75	$0.00	$51,900.75				
Performance Measure Impacted: Safety																		
Brazil	2100319	Init.	MS NA	Other Type Project (Miscellaneous)	LUTHER ST, MYERS ST, MYERS ST	Crawfordsville	0	STBG	$54,283.77	Local Funds	CN	$0.00	$13,570.94	$13,570.94				
										Community Crossing Grant Fund	CN	$40,712.83	$0.00	$40,712.83				
Performance Measure Impacted: Safety																		
Center Point	2100327	Init.	MS NA	HMA Overlay Minor Structural	HARMONY RD, SECTION LINE RD, WEST ST	Crawfordsville	0	STBG	$212,470.00	Community Crossing Grant Fund	CN	$159,352.50	$0.00	$159,352.50				
										Local Funds	CN	$0.00	$53,117.50	$53,117.50				
Performance Measure Impacted: Pavement Condition																		
Clay County	2100330	Init.	MS NA	HMA Overlay Minor Structural	CR 1200 N, CR 500 W, MURPHY RD, MURPHY RD, N MURPHY RD, S CO RD 200 E, S	Crawfordsville	0	STBG	$1,412,483.02	Local Funds	CN	$0.00	$412,483.02	$412,483.02				
										Community Crossing Grant Fund	CN	$1,000,000.00	$0.00	$1,000,000.00				
Performance Measure Impacted: Pavement Condition																		
Clay County	2100964	Init.	IR 1001	Bridge Inspections	Countywide Bridge Inspection and Inventory Program for Cycle Years 2022-2025	Crawfordsville	0	STBG	$352,622.00	Local Funds	PE	$0.00	$70,525.00		$34,893.00	$2,597.00	$30,342.00	$2,693.00
										Local Bridge Program	PE	$282,097.00	$0.00		$139,572.00	$10,386.00	$121,366.00	$10,773.00
Performance Measure Impacted: Bridge Condition																		
Clay County	38260 / 1500229	Init.	VA VARI	Bridge Inspections	Countywide Bridge Inspection and Inventory Program for Cycle Years 2018-2021	Crawfordsville	0	STBG	$395,765.20	Local Funds	PE	$0.00	$2,341.80	$2,341.80				

*Estimated Costs left to Complete Project column is for costs that may extend beyond the four years of a STIP. This column is not fiscally constrained and is for information purposes.

SPONSOR	CONTRACT # / LEAD DES	STIP NAME	ROUTE	WORK TYPE	LOCATION	DISTRICT	MILES	FEDERAL CATEGORY	Total Cost of Project*	PROGRAM	PHASE	FEDERAL	MATCH	2022	2023	2024	2025	2026
Clay County	38260 / 1500229	Init.	VA VARI	Bridge Inspections	Countywide Bridge Inspection and Inventory Program for Cycle Years 2018-2021	Crawfordsville	0	STBG	$395,765.20	Local Bridge Program	PE	$9,367.20	$0.00	$9,367.20				
Performance Measure Impacted: Bridge Condition																		
Comments:Include DES 1500229																		
Indiana Department of Transportation	39762 / 1800504	Init.	SR 59	Bridge Deck Replacement	over Connelley Ditch; 02.11 mi N of SR 246	Crawfordsville	0	STBG	$3,584,623.02	Bridge Consulting	PE	$297,779.54	$74,444.88	$372,224.43				
Performance Measure Impacted: Bridge Condition																		
Comments:Include DES 1298432, 1800504																		
Indiana Department of Transportation	40559 / 1701587	Init.	SR 59	Replace Superstructure	1.42 Miles N of SR 46, Bridge over Birch Creek	Crawfordsville	0	STBG	$4,889,892.00	Bridge Construction	CN	$2,583,985.60	$645,996.40	$3,229,982.00				
Performance Measure Impacted: Bridge Condition																		
Comments:Include DES 1701595, 1701587																		
Indiana Department of Transportation	40835 / 1701405	Init.	SR 159	HMA Overlay, Preventive Maintenance	From SR 48 to 1.09 mi N of SR 48 (Coalmont)	Crawfordsville	1.128	STBG	$427,436.00	Road Construction	CN	$2,423.20	$605.80	$3,029.00				
Performance Measure Impacted: Pavement Condition																		
Comments:Include DES 1701405																		
Indiana Department of Transportation	42648 / 1902742	Init.	VA VARI	ADA Sidewalk Ramp Construction	Various Locations in Clay City	Crawfordsville	0	STBG	$843,650.00	Safety Construction	CN	$332,800.00	$83,200.00	$416,000.00				
										District Other Construction	CN	$336,800.00	$84,200.00	$421,000.00				
Performance Measure Impacted: Safety																		
Comments:Include DES 1902742																		
Indiana Department of Transportation	42915 / 2001077	Init.	SR 59	Bridge Maintenance And Repair	0.92 mi S of SR 42, over Prairie Creek	Crawfordsville	0	STBG	$316,480.00	Bridge Construction	CN	$187,608.00	$46,902.00	$234,510.00				
										Bridge Consulting	PE	$4,000.00	$1,000.00	$5,000.00				
Performance Measure Impacted: Bridge Condition																		
Comments:Include DES 2001078, 2001079, 2001077																		
Indiana Department of Transportation	42918 / 2001090	Init.	SR 46	Small Structure Maint and Repair	5.51 mi W of SR 246	Crawfordsville	0	STBG	$359,219.00	Bridge Construction	CN	$230,599.20	$57,649.80	$288,249.00				
Performance Measure Impacted: Safety																		
Comments:Include DES 2001089, 2001094, 2001090																		
Indiana Department of Transportation	42924 / 2000375	Init.	SR 59	Bridge Thin Deck Overlay	4.65 mi S of SR 246, over Eel River	Crawfordsville	0	STBG	$1,218,055.00	Bridge ROW	RW	$28,000.00	$7,000.00	$35,000.00				
										Bridge Construction	CN	$885,324.00	$221,331.00	$20,000.00	$1,086,655.00			
										Bridge Consulting	PE	$16,000.00	$4,000.00	$20,000.00				
Performance Measure Impacted: Bridge Condition																		

*Estimated Costs left to Complete Project column is for costs that may extend beyond the four years of a STIP. This column is not fiscally constrained and is for information purposes.

SPONSOR	CONTRACT # / LEAD DES	STIP NAME	ROUTE	WORK TYPE	LOCATION	DISTRICT	MILES	FEDERAL CATEGORY	Total Cost of Project*	PROGRAM	PHASE	FEDERAL	MATCH	2022	2023	2024	2025	2026
Comments:Include DES 2000123, 2000377, 2000378, 2000375																		
Indiana Department of Transportation	42936 / 2000838	Init.	SR 59	HMA Overlay, Preventive Maintenance	From SR 48 to 0.14 mi S of SR 157	Crawfordsville	11.42	STBG	$5,003,702.00	Road Consulting	PE	$44,000.00	$11,000.00	$55,000.00	$0.00			
										Road Construction	CN	$3,998,961.60	$999,740.40		$4,998,702.00			
Performance Measure Impacted: Pavement Condition																		
Comments:Include DES 2000838																		
Indiana Department of Transportation	43001 / 2000381	Init.	SR 46	Bridge Thin Deck Overlay	0.92 mi W of SR 59, over Birch Creek	Crawfordsville	0	STBG	$126,812.00	Bridge Construction	CN	$101,449.60	$25,362.40			$126,812.00		
Performance Measure Impacted: Bridge Condition																		
Comments:Include DES 2000381																		
Indiana Department of Transportation	43158 / 1500118	Init.	SR 42	Small Structure Replacement	0.69 mi E of SR 59	Crawfordsville	0	STBG	$881,910.00	Bridge Construction	CN	$455,475.20	$113,868.80	$569,344.00				
Performance Measure Impacted: Bridge Condition																		
Comments:Include DES 1500106, 1500118																		
Indiana Department of Transportation	43420 / 2002128	Init.	I 70	Bridge Deck Replacement	4.86 mi W of SR 59; EB over Honey Creek, Priv. Rd	Crawfordsville	0	NHPP	$9,527,488.00	Bridge Construction	CN	$4,770,000.00	$530,000.00				$5,300,000.00	
										Bridge ROW	RW	$72,000.00	$8,000.00		$80,000.00			
										Bridge Consulting	PE	$774,000.00	$86,000.00	$860,000.00				
Performance Measure Impacted: Bridge Condition																		
Comments:Include DES 2002129, 2002128																		
Indiana Department of Transportation	43423 / 2002030	Init.	SR 42	Bridge Replacement	4.07 mi W of SR 59; over I-70 WB	Crawfordsville	0	STBG	$7,076,661.00	Bridge Construction	CN	$4,372,771.20	$1,093,192.80		$100,000.00		$5,365,964.00	
										Bridge Consulting	PE	$448,000.00	$112,000.00	$560,000.00				
										Bridge ROW	RW	$320,000.00	$80,000.00	$400,000.00				
Performance Measure Impacted: Bridge Condition																		
Comments:Include DES 2002031, 2002030																		
Indiana Department of Transportation	43446 / 2001837	Init.	SR 42	HMA Overlay, Preventive Maintenance	From SR 59 to SR 243	Crawfordsville	15.92	STBG	$7,232,381.00	Road ROW	RW	$99,264.00	$24,816.00	$114,080.00	$10,000.00			
										Road Consulting	PE	$528,000.00	$132,000.00	$640,000.00	$10,000.00	$10,000.00		
										Road Construction	CN	$4,991,692.80	$1,247,923.20				$6,239,616.00	
Performance Measure Impacted: Pavement Condition																		
Comments:Include DES 2001836, 2001837																		

*Estimated Costs left to Complete Project column is for costs that may extend beyond the four years of a STIP. This column is not fiscally constrained and is for information purposes.

SPONSOR	CONTRACT # / LEAD DES	STIP NAME	ROUTE	WORK TYPE	LOCATION	DISTRICT	MILES	FEDERAL CATEGORY	Total Cost of Project*	PROGRAM	PHASE	FEDERAL	MATCH	2022	2023	2024	2025	2026
Indiana Department of Transportation	43693 / 2100185	Init.	I 70	HMA Overlay, Preventive Maintenance	From 0.48 mi W of SR 59 to 6.4 mi E of SR 59	Crawfordsville	6.877	NHPP	$11,211,474.00	Road Consulting	PE	$900,000.00	$100,000.00	$1,000,000.00				
										Road Construction	CN	$9,190,326.60	$1,021,147.40					$10,211,474.00
Performance Measure Impacted: Pavement Condition																		
Comments:Include DES 2100185																		
Indiana Department of Transportation	43695 / 2100192	Init.	US 40	HMA Overlay Minor Structural	0.23 mi E of SR 340 W Jct to SR 340 E Jct	Crawfordsville	5.373	NHPP	$16,940,611.00	Road Construction	CN	$12,352,488.80	$3,088,122.20					$15,440,611.00
										Road Consulting	PE	$1,200,000.00	$300,000.00	$1,500,000.00				
Performance Measure Impacted: Pavement Condition																		
Comments:Include DES 2100192																		
Indiana Department of Transportation	43699 / 2100841	Init.	SR 157	Small Structure Pipe Lining	3.71 mi S of SR 246	Crawfordsville	.1	STBG	$377,500.00	Bridge Consulting	PE	$52,000.00	$13,000.00	$65,000.00				
										Bridge ROW	RW	$8,000.00	$2,000.00			$10,000.00		
										Bridge Construction	CN	$242,000.00	$60,500.00					$302,500.00
Performance Measure Impacted: Safety																		
Comments:Include DES 2100841																		
Indiana Department of Transportation	43824 / 2100908	Init.	SR 246	Debris Removal From Channel	over Eel River, 3.00 mi E of SR 159	Crawfordsville	0	STBG	$89,647.00	Bridge Construction	CN	$63,717.60	$15,929.40		$79,647.00			
										Bridge ROW	RW	$8,000.00	$2,000.00	$10,000.00				
										Bridge Consulting	PE	$16,000.00	$4,000.00	$20,000.00				
Performance Measure Impacted: Safety																		
Comments:Include DES 2100908																		
Indiana Department of Transportation	43832 / 2100872	Init.	SR 59	Bridge Maintenance And Repair	over CSX RR, 5.06 mi N of US 40	Crawfordsville	0	STBG	$227,969.00	Bridge Consulting	PE	$32,000.00	$8,000.00	$35,000.00	$5,000.00			
										Bridge Construction	CN	$150,375.20	$37,593.80		$25,000.00	$162,969.00		
Performance Measure Impacted: Bridge Condition																		
Comments:Include DES 2100872																		

Clay County Total

Federal: $51,817,095.75 Match :$10,971,139.23 2022: $12,870,662.99 2023: $6,569,469.00 2024: $322,764.00 2025: $17,057,288.00 2026: $25,968,051.00

*Estimated Costs left to Complete Project column is for costs that may extend beyond the four years of a STIP. This column is not fiscally constrained and is for information purposes.

SPONSOR	CONTRACT # / LEAD DES	STIP NAME	ROUTE	WORK TYPE	LOCATION	DISTRICT	MILES	FEDERAL CATEGORY	Total Cost of Project*	PROGRAM	PHASE	FEDERAL	MATCH	2022	2023	2024	2025	2026
Clinton County																		
Clinton County	2100062	Init.	VA VARI	Bridge Inspections	Countywide Bridge Inspection and Inventory Program for Cycle Years 2022-2025	Crawfordsville	0	STBG	$248,413.00	Local Bridge Program	PE	$198,730.40	$0.00	$86,016.80	$15,700.80	$80,453.60	$16,559.20	
										Local Funds	PE	$0.00	$49,682.60	$21,504.20	$3,925.20	$20,113.40	$4,139.80	
Performance Measure Impacted: Bridge Condition																		
Clinton County	39856 / 1600769	Init.	IR 1026	Bridge Replacement, Other Construction	Bridge # 36 carrying CR 950 W over South Fork Wildcat Creek NON-SELECT	Crawfordsville	.205	STBG	$1,962,805.00	Local Bridge Program	CN	$1,311,920.00	$0.00	$1,311,920.00				
										Local Funds	CN	$0.00	$321,750.00	$321,750.00				
Comments:Include DES 1600769																		
Indiana Department of Transportation	40528 / 1601074	Init.	SR 38	Full Depth Reclamation (FDR)	from 1.16 mi E of I-65 to US 421	Crawfordsville	10.79	STBG	$13,957,778.81	Road ROW	RW	$1,120,000.00	$280,000.00	$1,400,000.00				
										Road Construction	CN	$8,145,093.60	$2,036,273.40	$10,181,367.00				
Performance Measure Impacted: Safety																		
Comments:Include DES 1902042, 1902043, 1902044, 2000800, 2000802, 2001746, 2001747, 2101174, 2101175, 2101176, 1601074																		
Indiana Department of Transportation	40536 / 1500107	Init.	SR 75	Small Structure Replacement	0.80 mi S of SR 26	Crawfordsville	0	STBG	$1,000,048.00	Bridge ROW	RW	$16,240.00	$4,060.00	$20,300.00				
										Bridge Construction	CN	$564,662.40	$141,165.60	$705,828.00				
Performance Measure Impacted: Bridge Condition																		
Comments:Include DES 1500099, 1500107																		
Indiana Department of Transportation	40771 / 1700095	Init.	SR 28	Intersect. Improv. W/ New Signals	at CR 200W in Clinton County	Crawfordsville	0	STBG	$2,305,075.00	Safety ROW	RW	$24,000.00	$6,000.00	$30,000.00				
										Safety Construction	CN	$1,460,000.00	$365,000.00	$1,825,000.00				
Performance Measure Impacted: Safety																		
Comments:Include DES 1700095																		
Clinton County	40876 / 1800247	Init.	IR 1027	Bridge Replacement	CR 250N over S Fork Wildcat Creek	Crawfordsville	.18	STBG	$1,479,100.00	Local Funds	CN	$0.00	$235,000.00		$235,000.00			
										Local Bridge Program	CN	$940,000.00	$0.00		$940,000.00			
Performance Measure Impacted: Bridge Condition																		
Comments:Include DES 1800247																		
Indiana Department of Transportation	41609 / 1800271	Init.	SR 38	HMA Overlay Minor Structural	From 0.31 mi W of US 421 E Jct to 0.52 mi E of US 421 E Jct	Crawfordsville	.835	STBG	$1,118,961.00	Road Construction	CN	$668,848.80	$167,212.20		$836,061.00			

*Estimated Costs left to Complete Project column is for costs that may extend beyond the four years of a STIP. This column is not fiscally constrained and is for information purposes.

SPONSOR	CONTRACT # / LEAD DES	STIP NAME	ROUTE	WORK TYPE	LOCATION	DISTRICT	MILES	FEDERAL CATEGORY	Total Cost of Project*	PROGRAM	PHASE	FEDERAL	MATCH	2022	2023	2024	2025	2026
Indiana Department of Transportation	41609 / 1800271	Init.	SR 38	HMA Overlay Minor Structural	From 0.31 mi W of US 421 E Jct to 0.52 mi E of US 421 E Jct	Crawfordsville	.835	STBG	$1,118,961.00	Bridge ROW	RW	$36,000.00	$9,000.00	$45,000.00				
Performance Measure Impacted: Pavement Condition																		
Comments:Include DES 1800271																		
Clinton County	41929 / 1802895	Init.	IR 5162	Bridge Replacement	CR 250 West over Kilmore Creek, 0.5 N of CR 300N	Crawfordsville	.17	STBG	$1,547,480.00	Local Bridge Program	CN	$960,480.00	$0.00			$960,480.00		
										Local Funds	RW	$0.00	$15,000.00	$15,000.00				
										Local Bridge Program	RW	$60,000.00	$0.00	$60,000.00				
										Local Funds	CN	$0.00	$240,120.00			$240,120.00		
Performance Measure Impacted: Bridge Condition																		
Comments:Include DES 1802895																		
Indiana Department of Transportation	42182 / 1800101	Init.	US 421	Bridge Replacement	BR over Campbells Run; 0.28 mi S of SR 26	Crawfordsville	0	STBG	$2,221,749.00	Bridge Construction	CN	$1,544,839.20	$386,209.80		$1,931,049.00			
										Bridge ROW	RW	$24,000.00	$6,000.00	$30,000.00				
Performance Measure Impacted: Bridge Condition																		
Comments:Include DES 1800101																		
Indiana Department of Transportation	42818 / 1800465	Init.	SR 26	Bridge Deck Overlay	over M Fork Wildcat Creek; 1.2 9 mi E of SR 29	Crawfordsville	0	NHPP	$777,860.00	Bridge Construction	CN	$512,656.00	$128,164.00			$640,820.00		
Performance Measure Impacted: Bridge Condition																		
Comments:Include DES 1800465																		
Indiana Department of Transportation	43102 / 2001657	Init.	VA VARI	ADA Sidewalk Ramp Construction	various locations in Frankfort	Crawfordsville	0	STBG	$1,216,000.00	Safety ROW	RW	$16,000.00	$4,000.00			$20,000.00		
										District Other Construction	CN	$307,200.00	$76,800.00			$384,000.00		
										Safety Construction	CN	$649,600.00	$162,400.00			$812,000.00		
Performance Measure Impacted: Safety																		
Comments:Include DES 2001657																		
Indiana Department of Transportation	43348 / 2002085	Init.	US 421	Replace Superstructure	US 421 over M FORK WILDCAT CREEK, 01.03 N SR 26	LaPorte	0	STBG	$1,874,150.00	Bridge Construction	CN	$1,219,320.00	$304,830.00		$27,500.00	$5,000.00	$1,491,650.00	
										Bridge Consulting	PE	$280,000.00	$70,000.00	$350,000.00				
Performance Measure Impacted: Bridge Condition																		
Comments:Include DES 2002086, 2002085																		

*Estimated Costs left to Complete Project column is for costs that may extend beyond the four years of a STIP. This column is not fiscally constrained and is for information purposes.

SPONSOR	CONTRACT # / LEAD DES	STIP NAME	ROUTE	WORK TYPE	LOCATION	DISTRICT	MILES	FEDERAL CATEGORY	Total Cost of Project*	PROGRAM	PHASE	FEDERAL	MATCH	2022	2023	2024	2025	2026
Indiana Department of Transportation	43425 / 2002065	Init.	SR 75	Bridge Thin Deck Overlay	3.77 mi N of US 421; over Kilmore Creek	Crawfordsville	.01	STBG	$368,040.00	Bridge Consulting	PE	$32,000.00	$8,000.00	$40,000.00				
										Bridge Construction	CN	$294,432.00	$73,608.00				$368,040.00	
Performance Measure Impacted: Bridge Condition																		
Comments:Include DES 2002064, 2002065																		
Clinton County	43600 / 2002999	Init.	IR 1414	Bridge Replacement	CR 750 North over Cripe Run	Crawfordsville	.15	STBG	$2,199,172.00	Local Funds	CN	$0.00	$386,780.00					$386,780.00
										Local Bridge Program	CN	$1,547,120.00	$0.00					$1,547,120.00
										Local Bridge Program	RW	$24,000.00	$0.00			$24,000.00		
										Local Funds	RW	$0.00	$6,000.00			$6,000.00		
Performance Measure Impacted: Bridge Condition																		
Comments:Include DES 2002999																		
Indiana Department of Transportation	43698 / 2100765	Init.	SR 26	Small Structure Pipe Lining	1.10 mi W of US 421	Crawfordsville	.1	NHPP	$405,000.00	Bridge Construction	CN	$264,000.00	$66,000.00					$330,000.00
										Bridge Consulting	PE	$52,000.00	$13,000.00	$65,000.00				
										Bridge ROW	RW	$8,000.00	$2,000.00			$10,000.00		
Performance Measure Impacted: Safety																		
Comments:Include DES 2100765																		
Indiana Department of Transportation	44070 / 2101208	Init.	I 65	Pavement Patching	From 0.8 mi N of SR 47 to 3.44 mi S of SR 38	Crawfordsville	18.32	NHPP	$2,919,480.00	Road Consulting	PE	$247,104.00	$27,456.00	$274,560.00				
										Road Construction	CN	$2,471,022.00	$274,558.00	$2,745,580.00				
Performance Measure Impacted: Pavement Condition																		
Comments:Include DES 2101208																		

Clinton County Total

Federal: $24,999,268.40 Match :$5,866,069.60 2022: $19,528,826.00 2023: $3,989,236.00 2024: $3,202,987.00 2025: $1,880,389.00 2026: $2,263,900.00

*Estimated Costs left to Complete Project column is for costs that may extend beyond the four years of a STIP. This column is not fiscally constrained and is for information purposes.

SPONSOR	CONTRACT # / LEAD DES	STIP NAME	ROUTE	WORK TYPE	LOCATION	DISTRICT	MILES	FEDERAL CATEGORY	Total Cost of Project*	PROGRAM	PHASE	FEDERAL	MATCH	2022	2023	2024	2025	2026
Crawford County																		
Crawford County	1592981	Init.	VA VARI	Bridge Inspections	Countywide Bridge Inspection and Inventory Program for Cycle Years 2019-2022	Vincennes	0	STBG	$363,820.00	Local Funds	PE	$0.00	$31,016.20	$21,654.00	$9,362.20			
										Local Bridge Program	PE	$124,064.80	$0.00	$86,616.00	$37,448.80			
Performance Measure Impacted: Bridge Condition																		
Marengo	2000831	Init.	ST 1021	Railroad Protection	Depot St - Norfolk Southern - DOT #725037U	Vincennes	0	STBG	$340,000.00	Local Safety Program - 130	CN	$306,000.00	$0.00	$306,000.00				
										Local Funds	CN	$0.00	$34,000.00	$34,000.00				
Performance Measure Impacted: Transit																		
Crawford County	37711 / 1400825	Init.	IR 1017	Bridge Replacement	0.7 miles North of Beechwood Way (Bridge 43)	Vincennes	.21	STBG	$3,787,066.88	Local Funds	CN	$0.00	$568,055.34			$568,055.34		
										Local Bridge Program	CN	$2,271,322.80	$0.00			$2,271,322.80		
Performance Measure Impacted: Bridge Condition																		
Comments:Include DES 1400825																		
Indiana Department of Transportation	37942 / 1401374	Init.	SR 66	HMA Overlay, Preventive Maintenance	From SR 62 to 0.93 mile South of SR 64	Vincennes	11.34	STBG	$3,690,925.10	Road Consulting	PE	$11,968.00	$2,992.00	$14,960.00				
Performance Measure Impacted: Pavement Condition																		
Comments:Include DES 1800917, 1800951, 1401374																		
Indiana Department of Transportation	39919 / 1601032	Init.	SR 62	Slide Correction	Approximately 2.0 miles E of SR-237	Vincennes	0	STBG	$9,362,819.00	Road ROW	RW	$4,600.00	$1,150.00	$5,750.00				
										Road Construction	CN	$5,382,380.80	$1,345,595.20	$6,727,976.00				
Performance Measure Impacted: Safety																		
Comments:Include DES 1601033, 1601036, 1601037, 1601038, 1601039, 1601040, 1601041, 1601042, 1601043, 1601032																		
Indiana Department of Transportation	40539 / 1700172	Init.	SR 237	Small Structure Pipe Lining	2.33 miles N Jct I-64	Vincennes	0	STBG	$541,645.00	Bridge Construction	CN	$351,940.80	$87,985.20	$439,926.00				
Performance Measure Impacted: Safety																		
Comments:Include DES 1700172																		
Indiana Department of Transportation	40557 / 1602114	Init.	SR 37	Slide Correction	Approximately 1.02 miles N of SR-64E/SR-237S	Vincennes	.02	STBG	$1,485,647.00	Road ROW	RW	$32,000.00	$8,000.00	$40,000.00				
										Road Construction	CN	$851,217.60	$212,804.40	$1,064,022.00				
Performance Measure Impacted: Safety																		
Comments:Include DES 1602117, 1602114																		
Indiana Department of Transportation	40566 / 1601063	Init.	SR 66	HMA Overlay, Preventive Maintenance	From 0.93 mi S of SR-64 to SR-64	Vincennes	.92	STBG	$661,999.00	Road Construction	CN	$379,279.20	$94,819.80	$474,099.00				

*Estimated Costs left to Complete Project column is for costs that may extend beyond the four years of a STIP. This column is not fiscally constrained and is for information purposes.

SPONSOR	CONTRACT # / LEAD DES	STIP NAME	ROUTE	WORK TYPE	LOCATION	DISTRICT	MILES	FEDERAL CATEGORY	Total Cost of Project*	PROGRAM	PHASE	FEDERAL	MATCH	2022	2023	2024	2025	2026
Performance Measure Impacted: Pavement Condition																		
Comments:Include DES 1601063																		
Indiana Department of Transportation	41449 / 1800166	Init.	SR 37	Slide Correction	1.40 mi E of W SR-64 Jct.	Vincennes	0	STBG	$590,500.00	Road Construction	CN	$327,200.00	$81,800.00		$409,000.00			
										Road ROW	RW	$10,400.00	$2,600.00	$13,000.00				
Performance Measure Impacted: Safety																		
Comments:Include DES 1800166																		
Indiana Department of Transportation	42193 / 1900282	Init.	SR 64	Small Structure Pipe Lining	02.60 mi E SR-66	Vincennes	0	STBG	$458,571.00	Bridge Consulting	PE	$112,800.00	$28,200.00	$141,000.00				
										Bridge Construction	CN	$254,056.80	$63,514.20			$317,571.00		
Performance Measure Impacted: Safety																		
Comments:Include DES 1900282																		
Indiana Department of Transportation	42543 / 1902135	Init.	SR 64	Small Structures & Drains Construction	0.13 miles E of SR 237/SR 64 Jct	Vincennes	0	STBG	$338,250.00	Bridge Construction	CN	$264,000.00	$66,000.00	$50,000.00	$280,000.00			
Performance Measure Impacted: Safety																		
Comments:Include DES 1902135																		
Indiana Department of Transportation	42729 / 2000749	Init.	SR 37	Bridge Thin Deck Overlay	Over CR 108, 0.25 mi S of Jct SR 64	Vincennes	0	STBG	$852,750.00	Bridge Construction	CN	$535,200.00	$133,800.00			$669,000.00		
										Bridge Consulting	PE	$147,000.00	$36,750.00	$183,750.00				
Performance Measure Impacted: Bridge Condition																		
Comments:Include DES 2000484, 2000751, 2000749																		
Indiana Department of Transportation	42735 / 2000766	Init.	SR 62	Bridge Deck Overlay	Over Turkey Fork, 2.96 mi W of SR 66	Vincennes	0	STBG	$6,920,594.00	Bridge Construction	CN	$4,596,000.00	$1,149,000.00			$5,745,000.00		
Performance Measure Impacted: Bridge Condition																		
Comments:Include DES 2000735, 2000759, 2000760, 2000763, 2000764, 2000765, 2000771, 2000766																		
Indiana Department of Transportation	42741 / 2000896	Init.	SR 64	HMA Overlay, Preventive Maintenance	From W. Jct SR 66 (Marengo) to E. Jct. SR 66 (District Line)	Vincennes	3.68	STBG	$1,430,000.00	Road Construction	CN	$1,144,000.00	$286,000.00		$1,430,000.00			
Performance Measure Impacted: Pavement Condition																		
Comments:Include DES 2000896																		
Indiana Department of Transportation	42749 / 2000923	Init.	SR 64	HMA Overlay, Preventive Maintenance	From E. Jct. SR 37/SR 237 to W . Jct. SR 66 (Marengo)	Vincennes	6.35	STBG	$2,720,000.00	Road Construction	CN	$2,168,000.00	$542,000.00		$30,000.00	$2,680,000.00		
										Road ROW	RW	$8,000.00	$2,000.00		$10,000.00			
Performance Measure Impacted: Pavement Condition																		
Comments:Include DES 2000923																		

*Estimated Costs left to Complete Project column is for costs that may extend beyond the four years of a STIP. This column is not fiscally constrained and is for information purposes.

SPONSOR	CONTRACT # / LEAD DES	STIP NAME	ROUTE	WORK TYPE	LOCATION	DISTRICT	MILES	FEDERAL CATEGORY	Total Cost of Project*	PROGRAM	PHASE	FEDERAL	MATCH	2022	2023	2024	2025	2026
Indiana Department of Transportation	42868 / 2000246	Init.	SR 62	Bridge Thin Deck Overlay	over Dry Run, 02.38 E SR 66	Seymour	0	STBG	$415,107.00	Bridge Construction	CN	$277,125.60	$69,281.40			$346,407.00		
Performance Measure Impacted: Bridge Condition																		
Comments:Include DES 2000246																		
Indiana Department of Transportation	43231 / 2002024	Init.	SR 237	Bridge Painting	over I-64 EB/WB, 01.00 N SR 62	Vincennes	0	STBG	$2,120,150.00	Bridge Consulting	PE	$316,280.00	$79,070.00	$395,350.00				
										Bridge Construction	CN	$1,379,840.00	$344,960.00				$1,724,800.00	
Performance Measure Impacted: Bridge Condition																		
Comments:Include DES 2002046, 2002134, 2002135, 2002368, 2002024																		
Indiana Department of Transportation	43237 / 2002369	Init.	SR 62	Small Structure Replacement with Bridge	over UNT Potts Cr., 02.14 E SR 37	Vincennes	.1	STBG	$791,600.00	Bridge Construction	CN	$515,680.00	$128,920.00				$644,600.00	
										Bridge Consulting	PE	$108,000.00	$27,000.00	$135,000.00				
										Bridge ROW	RW	$9,600.00	$2,400.00			$12,000.00		
Performance Measure Impacted: Bridge Condition																		
Comments:Include DES 2002369																		
Indiana Department of Transportation	43976 / 2100746	Init.	SR 66	Bridge Deck Overlay	over I-64 EB/WB, 02.82 E SR 62	Vincennes	0	STBG	$2,373,671.00	Bridge Construction	CN	$1,718,936.80	$429,734.20					$2,148,671.00
										Bridge Consulting	PE	$180,000.00	$45,000.00	$225,000.00				
Performance Measure Impacted: Bridge Condition																		
Comments:Include DES 2100746																		

Crawford County Total

Federal: $23,786,893.20 Match :$5,904,447.94 2022: $10,358,103.00 2023: $2,205,811.00 2024: $12,609,356.14 2025: $2,369,400.00 2026: $2,148,671.00

*Estimated Costs left to Complete Project column is for costs that may extend beyond the four years of a STIP. This column is not fiscally constrained and is for information purposes.

SPONSOR	CONTRACT # / LEAD DES	STIP NAME	ROUTE	WORK TYPE	LOCATION	DISTRICT	MILES	FEDERAL CATEGORY	Total Cost of Project*	PROGRAM	PHASE	FEDERAL	MATCH	2022	2023	2024	2025	2026
Daviess County																		
Daviess County	1592984	Init.	VA VARI	Bridge Inspections	Countywide Bridge Inspection and Inventory Program for Cycle Years 2019-2022	Vincennes	0	STBG	$359,121.54	Local Funds	PE	$0.00	$690.80	$690.80				
										Local Bridge Program	PE	$2,763.20	$0.00	$2,763.20				
Performance Measure Impacted: Bridge Condition																		
Indiana Department of Transportation	1900519	Init.	SP 50	Relinquishments/Road Transfer	From 1.00 mi W of SR-57, to approx. .40 mi W of the Old US-50 and Gateway Drive	Vincennes	0	NHPP	$1,500,000.00	Route Transfer/relinquishment	CN	$680,000.00	$170,000.00	$350,000.00	$500,000.00			
Performance Measure Impacted: Safety																		
Indiana Department of Transportation	41161 / 1800965	Init.	US 50	HMA Overlay, Preventive Maintenance	From I-69 to 0.07 mi S of S Jct with US-231	Vincennes	11.224	NHPP	$5,567,622.00	Bridge Construction	CN	$520,000.00	$130,000.00		$650,000.00			
										Road Construction	CN	$3,712,000.00	$928,000.00		$4,640,000.00			
										Road Consulting	PE	$91,200.00	$22,800.00	$114,000.00				
										Road ROW	RW	$7,200.00	$1,800.00	$9,000.00				
Performance Measure Impacted: Pavement Condition																		
Comments:Include DES 1800993, 2000691, 1800965																		
Indiana Department of Transportation	41780 / 1802086	Init.	I 69	ITS Traffic Management Systems	CCTV/DMS from 3.0 miles N of SR 68 to Liberty Church Rd (Exit 134), 2.5 miles S of SR 39 (Se	Vincennes	88.98	NHPP	$5,327,517.00	Statewide Construction	CN	$4,367,265.30	$485,251.70				$4,852,517.00	
										Statewide Consulting	PE	$427,500.00	$47,500.00			$475,000.00		
Performance Measure Impacted: Congestion Mitigation and Air Quality (CMAQ)																		
Comments:Include DES 1802086																		
Washington	41877 / 1800984	Init.	ST 1034	Road Reconstruction (3R/4R Standards)	Business 50 from SE 3rd Street to State Street	Vincennes	1.46	STBG	$18,225,000.00	Route Transfer/relinquishment	CN	$2,137,700.00	$0.00		$2,137,700.00			
										Local Funds	CN	$0.00	$4,350,000.00		$4,350,000.00			
										Group III Program	CN	$8,512,000.00	$0.00		$8,512,000.00			
Comments:Include DES 1800984																		
Indiana Department of Transportation	42143 / 1900784	Init.	US 231	Bridge Thin Deck Overlay	Over First Creek, 01.52 mi S SR -558	Vincennes	0	NHPP	$1,018,257.50	Bridge Construction	CN	$552,000.00	$138,000.00	$690,000.00				
Performance Measure Impacted: Bridge Condition																		
Comments:Include DES 2000423, 2000426, 1900784																		
Indiana Department of Transportation	42411 / 1901888	Init.	I 69	Signing	PR-69 from RP 0+0 to RP 135+0 : Final signing for new interstate I-69.	Multiple Districts	135.19	NHPP	$5,563,018.00	Major New - Construction	CN	$1,485,000.00	$165,000.00		$150,000.00	$1,500,000.00		

*Estimated Costs left to Complete Project column is for costs that may extend beyond the four years of a STIP. This column is not fiscally constrained and is for information purposes.

SPONSOR	CONTRACT # / LEAD DES	STIP NAME	ROUTE	WORK TYPE	LOCATION	DISTRICT	MILES	FEDERAL CATEGORY	Total Cost of Project*	PROGRAM	PHASE	FEDERAL	MATCH	2022	2023	2024	2025	2026
Indiana Department of Transportation	42411 / 1901888	Init.	I 69	Signing	PR-69 from RP 0+0 to RP 135+0 : Final signing for new interstate I-69.	Multiple Districts	135.19	NHPP	$5,563,018.00	Road Construction	CN	$16,200,000.00	$1,800,000.00		$1,500,000.00	$16,500,000.00		
Performance Measure Impacted: Safety																		
Comments:Include DES 1901888																		
Indiana Department of Transportation	42732 / 2000746	Init.	SR 57	Bridge Deck Overlay	Over Lagoon Ditch, 2.81 mi S of SR 358	Vincennes	0	STBG	$1,486,700.00	Bridge Construction	CN	$960,000.00	$240,000.00			$1,200,000.00		
Performance Measure Impacted: Bridge Condition																		
Comments:Include DES 2000762, 2000746																		
Indiana Department of Transportation	43242 / 2002174	Init.	I 69	Bridge Thin Deck Overlay	SB over FIRST CREEK, 04.00 S US 231	Vincennes	0	NHPP	$13,062,000.00	Bridge Consulting	PE	$2,563,650.00	$284,850.00	$2,848,500.00				
										Bridge Construction	CN	$9,192,150.00	$1,021,350.00				$10,213,500.00	
Performance Measure Impacted: Bridge Condition																		
Comments:Include DES 2002149, 2002150, 2002151, 2002152, 2002153, 2002154, 2002155, 2002156, 2002157, 2002158, 2002159, 2002160, 2002161, 2002162, 2002163, 2002164, 2002165, 2002166, 2002167, 2002168, 2002169, 2002170, 2002171, 2002172, 2002173, 2002175, 2002176, 2002177, 2002178, 2002179, 2002180, 2002181, 2002182, 2002183, 2002184, 2002366, 2002367, 2002174																		
Indiana Department of Transportation	43983 / 2100264	Init.	SR 57	Pavement Replacement	From Old US 50 to N. City Limits of Washington	Vincennes	1.227	STBG	$8,043,563.00	Road ROW	RW	$112,000.00	$28,000.00			$140,000.00		
										Road Consulting	PE	$584,800.00	$146,200.00	$731,000.00				
										Road Construction	CN	$5,738,050.40	$1,434,512.60			$100,000.00		$7,072,563.00
Performance Measure Impacted: Pavement Condition																		
Comments:Include DES 2100264																		
Indiana Department of Transportation	44056 / 2101232	Init.	I 69	Environmental Mitigation	CR 400 W, 5.56 mi N SR 58	Vincennes	.25	NHPP	$502,000.00	Road Construction	CN	$351,000.00	$39,000.00		$390,000.00			
										Road Consulting	PE	$100,800.00	$11,200.00	$112,000.00				
Performance Measure Impacted: Congestion Mitigation and Air Quality (CMAQ)																		
Comments:Include DES 2101232																		
Indiana Department of Transportation	44072 / 2101258	Init.	SR 257	Pavement Patching	From SR 356 to 0.10 mi S. US 50	Vincennes	13	STBG	$300,000.00	Gainsharing	CN	$240,000.00	$60,000.00	$300,000.00				
Performance Measure Impacted: Pavement Condition																		
Comments:Include DES 2101258																		
Indiana Department of Transportation	44078 / 2101268	Init.	SP PARK	Institution & Park Road Maintenance	Glendale Fish & Wildlife Area	Vincennes	0	STBG	$200,000.00	Safety Construction	CN	$160,000.00	$40,000.00	$200,000.00				
Performance Measure Impacted: Pavement Condition																		
Comments:Include DES 2101268																		

Daviess County Total

Federal: $58,697,078.90 Match :$11,544,155.10 2022: $5,357,954.00 2023: $22,829,700.00 2024: $19,915,000.00 2025: $15,066,017.00 2026: $7,072,563.00

*Estimated Costs left to Complete Project column is for costs that may extend beyond the four years of a STIP. This column is not fiscally constrained and is for information purposes.

SPONSOR	CONTRACT # / LEAD DES	STIP NAME	ROUTE	WORK TYPE	LOCATION	DISTRICT	MILES	FEDERAL CATEGORY	Total Cost of Project*	PROGRAM	PHASE	FEDERAL	MATCH	2022	2023	2024	2025	2026
Dearborn County																		
Indiana Department of Transportation	1297183	Init.	US 50	Intersect. Improv. W/ Added Turn Lanes	Intersection of US 50 and State Line Road in Greendale	Seymour	0	STBG	$7,709,178.01	Mobility Construction	CN	$831,762.40	$207,940.60	$1,039,703.00				
										Mobility ROW	RW	$8,000.00	$2,000.00	$10,000.00				
										Mobility Consulting	PE	$405,027.46	$101,256.86	$506,284.33				
Performance Measure Impacted: Safety																		
Indiana Department of Transportation	1900611	Init.	I 275	Single Location Bridge Inspection	Carroll Cropper Bridge over the Ohio River FY 2023- Pay to KY	Seymour	0	NHPP	$100,000.00	Bridge Consulting	PE	$90,000.00	$10,000.00		$100,000.00			
Performance Measure Impacted: Bridge Condition																		
Dearborn County	38172 / 1500202	Init.	VA VARI	Bridge Inspections	Countywide Bridge Inspection and Inventory Program for Cycle Years 2019-2022	Seymour	0	STBG	$248,162.08	Local Bridge Program	PE	$80,217.00	$0.00	$80,217.00				
										Local Funds	PE	$0.00	$20,054.00	$20,054.00				
Performance Measure Impacted: Bridge Condition																		
Comments:Include DES 1500202																		
Indiana Department of Transportation	39881 / 1600539	Init.	SR 46	Slide Correction	3.2 miles E of SR 1	Seymour	.371	STBG	$2,230,268.00	Road Construction	CN	$1,784,214.40	$446,053.60		$2,230,268.00			
Performance Measure Impacted: Safety																		
Dearborn County	40273 / 1600719	Init.	IR 1024	Bridge Replacement, Other Construction	Br #108 Harrison Brookville Road (Old Us-52) over Johnson Fork Creek	Seymour	.44	STBG	$3,491,065.00	Local Bridge Program	CN	$2,792,852.00	$0.00		$2,792,852.00			
										Local Funds	CN	$0.00	$698,213.00		$698,213.00			
Comments:Include DES 1600719																		
Indiana Department of Transportation	40439 / 1701465	Init.	I 74	Replace Superstructure	0.71 mile W of US 52, White Water River, CR & RD WBL	Seymour	0	NHPP	$300,000.00	Bridge Construction	CN	$16,701,174.90	$1,855,686.10	$18,556,861.00				
										Bridge Consulting	PE	$270,000.00	$30,000.00	$300,000.00				
Performance Measure Impacted: Bridge Condition																		
Aurora	40460 / 1600706	Init.	ST 1019	Road Reconstruction (3R/4R Standards)	Market Street from 5th Street to Dutch Hollow Road, Aurora IN	Seymour	.31	STBG	$396,200.00	Group IV Program	CN	$499,784.00	$0.00		$499,784.00			
										Cincinnati MPO	CN	$1,863,168.00	$0.00		$1,863,168.00			
Indiana Department of Transportation	40728 / 1700136	Init.	SR 1	New Signal Installation	At intersection of SR 1 and Oberting Road	Seymour	0	STBG	$302,383.84	Mobility Construction	CN	$144,220.80	$36,055.20	$180,276.00				
Performance Measure Impacted: Safety																		

*Estimated Costs left to Complete Project column is for costs that may extend beyond the four years of a STIP. This column is not fiscally constrained and is for information purposes.

SPONSOR	CONTRACT # / LEAD DES	STIP NAME	ROUTE	WORK TYPE	LOCATION	DISTRICT	MILES	FEDERAL CATEGORY	Total Cost of Project*	PROGRAM	PHASE	FEDERAL	MATCH	2022	2023	2024	2025	2026
Comments:Include DES 1700136																		
Dearborn County	40889 / 1702959	Init.	IR 1026	Slide Correction	Lower Dillsboro Rd, 1690 feet west of Gatch Hill Rd to 1160 ft west of Gatch Hill Road	Seymour	.25	STBG	$2,168,900.00	Local Funds	CN	$0.00	$370,000.00		$370,000.00			
										Local Funds	RW	$0.00	$10,000.00	$10,000.00				
										Group IV Program	CN	$1,480,000.00	$0.00		$1,480,000.00			
										Group IV Program	RW	$40,000.00	$0.00	$40,000.00				
Performance Measure Impacted: Safety																		
Comments:Include DES 1702959																		
Indiana Department of Transportation	40995 / 1800349	Init.	SR 1	Bridge Deck Replacement	00.35 mi N of US 50 @Central RR Comp of Ind	Seymour	0	STBG	$2,047,053.00	Bridge Construction	CN	$1,321,162.40	$330,290.60				$1,651,453.00	
Performance Measure Impacted: Bridge Condition																		
Comments:Include DES 1800349																		
Indiana Department of Transportation	41520 / 1800225	Init.	US 50	Intersect. Improv. W/ Added Turn Lanes	At the intersection of Front Street in Dillsboro	Seymour	0	NHPP	$1,502,247.00	Safety Construction	CN	$921,620.00	$230,405.00		$1,152,025.00			
Performance Measure Impacted: Safety																		
Comments:Include DES 1800225																		
Indiana Department of Transportation	41532 / 1801685	Init.	SR 1	Slide Correction	3.6 miles South of I-74	Seymour	.03	STBG	$577,795.00	Road Construction	CN	$228,113.60	$57,028.40		$285,142.00			
Performance Measure Impacted: Safety																		
Comments:Include DES 1801685																		
Dearborn County	41931 / 1802885	Init.	IR 4800	Bridge Replacement	On Sneakville Rd,0.53 miles E of Mount Pleasant Rd, Dearborn County Bridge #64	Seymour	.15	STBG	$532,446.00	Local Funds	CN	$0.00	$303,000.00		$50,000.00	$253,000.00		
										Local Funds	RW	$0.00	$27,000.00	$27,000.00				
										Local Bridge Program	RW	$108,000.00	$0.00	$108,000.00				
										Local Bridge Program	PE	$186,400.00	$0.00	$186,400.00				
										Local Bridge Program	CN	$1,212,000.00	$0.00		$200,000.00	$1,012,000.00		
										Local Funds	PE	$0.00	$46,600.00	$46,600.00				
Performance Measure Impacted: Bridge Condition																		
Indiana Department of Transportation	42100 / 1900662	Init.	I 74	Bridge Painting	EB over White's Hill Road	Seymour	0	NHPP	$6,659,489.00	Bridge Construction	CN	$5,993,540.10	$665,948.90	$6,659,489.00				
Performance Measure Impacted: Bridge Condition																		

*Estimated Costs left to Complete Project column is for costs that may extend beyond the four years of a STIP. This column is not fiscally constrained and is for information purposes.

SPONSOR	CONTRACT # / LEAD DES	STIP NAME	ROUTE	WORK TYPE	LOCATION	DISTRICT	MILES	FEDERAL CATEGORY	Total Cost of Project*	PROGRAM	PHASE	FEDERAL	MATCH	2022	2023	2024	2025	2026
Indiana Department of Transportation	42289 / 1802970	Init.	I 74	Small Structure Pipe Lining	W of SR 46 @ Blue Creek	Seymour	0	NHPP	$1,124,874.00	Bridge ROW	RW	$25,200.00	$2,800.00	$28,000.00				
										Bridge Construction	CN	$824,400.00	$91,600.00			$916,000.00		
Performance Measure Impacted: Safety																		
Comments:Include DES 1802970																		
Indiana Department of Transportation	42291 / 1900348	Init.	SR 1	Slide Correction	4.5 miles north of the junction with US 50	Seymour	.22	STBG	$8,700,703.00	Road ROW	RW	$40,000.00	$10,000.00	$50,000.00				
										Road Construction	CN	$832,000.00	$208,000.00			$1,040,000.00		
Performance Measure Impacted: Safety																		
Comments:Include DES 1900348																		
Indiana Department of Transportation	42401 / 1900094	Init.	SR 46	Bridge Deck Replacement	00.95 miles W of US 52 @ Logan Creek	Seymour	0	STBG	$1,459,642.00	Bridge Consulting	PE	$48,000.00	$12,000.00			$60,000.00		
										Bridge Construction	CN	$4,977,289.60	$1,244,322.40			$4,580,293.00	$1,641,319.00	
										Bridge ROW	RW	$17,600.00	$4,400.00	$22,000.00				
Performance Measure Impacted: Bridge Condition																		
Comments:Include DES 1383721, 1900094																		
Indiana Department of Transportation	42514 / 1901969	Init.	VA VARI	Traffic Signal Visibility Improvements	Traffic Signal Visibility Improvements in Dearborn County.	Seymour	0	STBG	$700,000.00	Safety Construction	CN	$560,000.00	$140,000.00	$700,000.00				
Performance Measure Impacted: Safety																		
Comments:Include DES 1901969																		
Indiana Department of Transportation	42530 / 1902019	Init.	US 50	Guardrail Attenuators, New Or Modernize	Placeholder for Guardrail End Treatments at various locations on US 50 and US 31.	Seymour	21.47	NHPP	$2,020,000.00	Safety Construction	CN	$1,616,000.00	$404,000.00		$2,020,000.00			
Performance Measure Impacted: Safety																		
Comments:Include DES 1902019																		
Indiana Department of Transportation	42632 / 1901790	Init.	US 50	Traffic Signals Modernization	Traffic Signal Mods on US 50 & Front and US 50 and Arch St in Lawrenceburg (Traffic Mod	Seymour	0	Safety	$1,038,500.00	Safety Construction	CN	$385,600.00	$96,400.00			$482,000.00		
										Safety ROW	RW	$68,000.00	$17,000.00	$85,000.00				
Performance Measure Impacted: Safety																		
Comments:Include DES 1901790																		
Indiana Department of Transportation	42716 / 1383726	Init.	SR 62	Bridge Replacement	3.7 miles W of SR 262 over Hayes Branch	Seymour	0	STBG	$2,249,091.00	Bridge Construction	CN	$1,475,383.20	$368,845.80		$1,844,229.00			
Performance Measure Impacted: Bridge Condition																		
Comments:Include DES 1383726																		

*Estimated Costs left to Complete Project column is for costs that may extend beyond the four years of a STIP. This column is not fiscally constrained and is for information purposes.

SPONSOR	CONTRACT # / LEAD DES	STIP NAME	ROUTE	WORK TYPE	LOCATION	DISTRICT	MILES	FEDERAL CATEGORY	Total Cost of Project*	PROGRAM	PHASE	FEDERAL	MATCH	2022	2023	2024	2025	2026
Dearborn County	42799 / 1902773	Init.	IR 6400	Bridge Replacement	On North Hogan Rd over Little Hogan Creek, west of Union Ridge Rd, Dearborn Co. Br #33	Seymour	.2	STBG	$2,492,110.00	Local Funds	PE	$0.00	$6,000.00	$6,000.00				
										Local Bridge Program	PE	$24,000.00	$0.00	$24,000.00				
Performance Measure Impacted: Bridge Condition																		
Indiana Department of Transportation	42887 / 2000313	Init.	I 74	Bridge Thin Deck Overlay	WB bridge over Johnson FK/Johnson FK Rd, 01.23 E US 52	Seymour	0	NHPP	$998,116.00	Bridge Construction	CN	$754,304.40	$83,811.60			$838,116.00		
										Bridge Consulting	PE	$144,000.00	$16,000.00	$160,000.00				
Performance Measure Impacted: Bridge Condition																		
Comments:Include DES 2000314, 2000313																		
Indiana Department of Transportation	42892 / 2000470	Init.	SR 350	HMA Overlay, Preventive Maintenance	1.76 miles W of US 50 (near school entrance) to US 50	Seymour	1.76	STBG	$2,120,041.00	Road Construction	CN	$1,680,032.80	$420,008.20			$2,100,041.00		
Performance Measure Impacted: Pavement Condition																		
Comments:Include DES 2000470																		
Indiana Department of Transportation	42893 / 2000245	Init.	SR 46	Scour Protection (Erosion)	over Logan Creek, 02.93 E SR 1	Seymour	0	STBG	$146,621.00	Bridge Construction	CN	$50,735.20	$12,683.80	$63,419.00				
Performance Measure Impacted: Safety																		
Comments:Include DES 2000245																		
Dearborn County	43164 / 2001817	Init.	IR 1026	Slide Correction	Lower Dillsboro Road 2800 Feet west of Gatch Hill Road to 1690 feet west of Gatch Hill	Seymour	0	STBG	$3,973,000.00	Local Funds	PE	$0.00	$50,000.00	$50,000.00				
										Group IV Program	PE	$200,000.00	$0.00	$200,000.00				
										Local Funds	RW	$0.00	$10,000.00			$10,000.00		
										Group IV Program	RW	$40,000.00	$0.00			$40,000.00		
Performance Measure Impacted: Safety																		
Indiana Department of Transportation	43296 / 2002035	Init.	SR 46	Arch Reconstruction Or Repair	Over Logan Creek, 00.94 mi E of SR 1	Seymour	0	STBG	$489,812.00	Bridge ROW	RW	$8,000.00	$2,000.00			$10,000.00		
										Bridge Construction	CN	$201,089.60	$50,272.40				$251,362.00	
										Bridge Consulting	PE	$160,000.00	$40,000.00	$200,000.00				
Performance Measure Impacted: Bridge Condition																		
Comments:Include DES 2002035																		
Indiana Department of Transportation	43370 / 2001906	Init.	SR 46	HMA Overlay, Preventive Maintenance	SR 101 to SR 1	Seymour	7.649	STBG	$6,087,927.00	Road Consulting	PE	$200,000.00	$50,000.00	$250,000.00				
Performance Measure Impacted: Pavement Condition																		

*Estimated Costs left to Complete Project column is for costs that may extend beyond the four years of a STIP. This column is not fiscally constrained and is for information purposes.

SPONSOR	CONTRACT # / LEAD DES	STIP NAME	ROUTE	WORK TYPE	LOCATION	DISTRICT	MILES	FEDERAL CATEGORY	Total Cost of Project*	PROGRAM	PHASE	FEDERAL	MATCH	2022	2023	2024	2025	2026
Comments:Include DES 2001905, 2001906																		
Indiana Department of Transportation	43394 / 2001806	Init.	SR 56	Small Structures & Drains Construction	From 2 miles S of US 50 to US 50 and one location on SR 101 from US 50 to SR 48 (RP 0 +56	Seymour	1.76	STBG	$1,230,742.00	Bridge ROW	RW	$28,000.00	$7,000.00			$35,000.00		
										Bridge Construction	CN	$676,593.60	$169,148.40				$845,742.00	
										Bridge Consulting	PE	$280,000.00	$70,000.00	$350,000.00				
Performance Measure Impacted: Safety																		
Comments:Include DES 2001806																		
Indiana Department of Transportation	43399 / 2001908	Init.	US 50	HMA Overlay Minor Structural	2.46 miles W of SR 350 (near Dutch Hollow Rd) to SR 350	Seymour	2.466	NHPP	$5,173,970.00	Road Consulting	PE	$180,000.00	$45,000.00	$225,000.00				
Performance Measure Impacted: Pavement Condition																		
Comments:Include DES 2001908																		
Indiana Department of Transportation	43409 / 2002409	Init.	SR 1	Intersect. Improv. W/ Added Turn Lanes	At intersection of Schuman Road	Seymour	0	STBG	$1,441,800.00	District Other Construction	CN	$832,720.00	$208,180.00		$1,040,900.00			
										District Other ROW	RW	$80,720.00	$20,180.00	$100,900.00				
Performance Measure Impacted: Safety																		
Comments:Include DES 2002409																		
Indiana Department of Transportation	43412 / 2001911	Init.	SR 148	Pavement Replacement	0.51 miles W of US 50 (near Maple St) to US 50	Seymour	.508	STBG		Road Consulting	PE	$76,000.00	$19,000.00	$95,000.00				
Performance Measure Impacted: Pavement Condition																		
Indiana Department of Transportation	43413 / 2002036	Init.	SR 46	Bridge Painting	Over Logan Creek, 02.93 mi E of SR 1	Seymour	0	STBG	$335,938.00	Bridge Consulting	PE	$40,000.00	$10,000.00	$50,000.00				
Performance Measure Impacted: Bridge Condition																		
Comments:Include DES 2002036																		
Indiana Department of Transportation	43740 / 2100585	Init.	US 50	Bridge Painting	over HOGAN CREEK, 00.09 E SR 56	Seymour	0	NHPP	$1,782,000.00	Bridge Construction	CN	$12,000.00	$3,000.00			$15,000.00		$0.00
										Bridge Consulting	PE	$64,000.00	$16,000.00		$80,000.00			
Performance Measure Impacted: Bridge Condition																		
Comments:Include DES 2100644, 2100585																		
Indiana Department of Transportation	43751 / 2100556	Init.	SR 1	Small Structures & Drains Construction	From 2.6 miles South of SR 46 To 2.5 miles South of SR 46	Seymour	.09	STBG	$1,378,738.00	Bridge Consulting	PE	$280,000.00	$70,000.00		$350,000.00			
Performance Measure Impacted: Safety																		
Comments:Include DES 2100556																		

Dearborn County Total

Federal: $53,842,925.46 Match :$9,425,184.86 2022: $30,430,203.33 2023: $17,056,581.00 2024: $11,391,450.00 2025: $4,389,876.00 2026: $0.00

*Estimated Costs left to Complete Project column is for costs that may extend beyond the four years of a STIP. This column is not fiscally constrained and is for information purposes.

SPONSOR	CONTRACT # / LEAD DES	STIP NAME	ROUTE	WORK TYPE	LOCATION	DISTRICT	MILES	FEDERAL CATEGORY	Total Cost of Project*	PROGRAM	PHASE	FEDERAL	MATCH	2022	2023	2024	2025	2026
Decatur County																		
Decatur County	1902065	Init.	IR 1001	Bridge Inspections	Countywide Bridge Inspection and Inventory Program for Cycle Years 2021-2024	Seymour	0	STBG	$465,195.98	Local Bridge Program	PE	$203,782.18	$0.00	$23,161.62	$156,108.74	$24,511.82		
										Local Funds	PE	$0.00	$50,945.56	$5,790.41	$39,027.19	$6,127.96		
Performance Measure Impacted: Bridge Condition																		
Greensburg	2000833	Init.	ST 1018	Railroad Protection	W. Washington St - Central RR of Indiana - DOT # 538126W	Seymour	0	STBG	$340,000.00	Local Funds	CN	$0.00	$34,000.00	$34,000.00				
										Local Safety Program - 130	CN	$306,000.00	$0.00	$306,000.00				
Performance Measure Impacted: Transit																		
Decatur County	40274 / 1600721	Init.	IR 1002	Bridge Replacement, Concrete	Bridge #236 Central Avenue over Gas Creek 0.1 miles E of Lincoln Street	Seymour	1	STBG	$2,312,624.00	Local Funds	CN	$0.00	$394,896.00		$394,896.00			
										Local Funds	RW	$0.00	$9,880.00	$9,880.00				
										Local Bridge Program	CN	$1,120,000.00	$0.00		$1,120,000.00			
										Group III Program	RW	$30,114.40	$0.00	$30,114.40				
										Local Bridge Program	RW	$9,405.60	$0.00	$9,405.60				
										Group III Program	CN	$340,384.00	$0.00		$340,384.00			
Comments:Include DES 1600802, 1600721																		
Indiana Department of Transportation	40426 / 1602260	Init.	SR 3	Small Structure Replacement	At 16.17 miles N of SR 7	Seymour	0	STBG	$1,511,360.00	Bridge Construction	CN	$852,192.00	$213,048.00	$1,065,240.00				
Performance Measure Impacted: Bridge Condition																		
Comments:Include DES 1602260																		
Indiana Department of Transportation	40427 / 1700050	Init.	SR 3	Other Intersection Improvement	At the intersection of SR 3 and SR 46 (North Junction).	Seymour	.25	NHPP	$1,833,672.00	Safety Construction	CN	$1,159,825.60	$289,956.40	$1,449,782.00				
Performance Measure Impacted: Safety																		
Comments:Include DES 1700050																		
Indiana Department of Transportation	40428 / 1600489	Init.	SR 46	Bridge Deck Replacement	0.9 mile E US 421, over Sand Creek	Seymour	0	STBG	$2,481,665.00	Bridge ROW	RW	$16,000.00	$4,000.00	$20,000.00				
Performance Measure Impacted: Bridge Condition																		
Comments:Include DES 1602278, 1602279, 1600489																		
Indiana Department of Transportation	40655 / 1600502	Init.	US 421	Bridge Replacement	5.33 miles N of SR 229 over Vernon Fk Muscatatuck River	Seymour	0	NHPP	$1,861,511.00	Bridge ROW	RW	$7,494.40	$1,873.60	$9,368.00				

*Estimated Costs left to Complete Project column is for costs that may extend beyond the four years of a STIP. This column is not fiscally constrained and is for information purposes.

SPONSOR	CONTRACT # / LEAD DES	STIP NAME	ROUTE	WORK TYPE	LOCATION	DISTRICT	MILES	FEDERAL CATEGORY	Total Cost of Project*	PROGRAM	PHASE	FEDERAL	MATCH	2022	2023	2024	2025	2026
Performance Measure Impacted: Bridge Condition																		
Comments:Include DES 1600502																		
Indiana Department of Transportation	41460 / 1801008	Init.	US 421	Small Structure Replacement	10.91 mi N of SR 229	Seymour	0	NHPP	$1,257,403.00	Bridge Construction	CN	$600,686.40	$150,171.60		$750,858.00			
										Bridge Consulting	PE	$10,400.00	$2,600.00		$13,000.00			
										Bridge ROW	RW	$32,000.00	$8,000.00	$40,000.00				
Performance Measure Impacted: Bridge Condition																		
Comments:Include DES 1801021, 1801023, 1801037, 1801008																		
Indiana Department of Transportation	41463 / 1800256	Init.	SR 46	Pavement Replacement	E Jct US 421 to 0.83 miles E of E Jct US 421 (Base Rd)	Seymour	.839	NHPP	$10,836,888.00	Road ROW	RW	$320,000.00	$80,000.00	$400,000.00				
										Road Construction	CN	$7,212,292.00	$1,803,073.00	$4,000.00		$9,011,365.00		
Performance Measure Impacted: Pavement Condition																		
Comments:Include DES 1800255, 1800256																		
Indiana Department of Transportation	42527 / 1802988	Init.	US 421	Small Structure Replacement	10.08 mile N of SR 229	Seymour	0	STBG	$1,559,472.00	Bridge Construction	CN	$908,193.60	$227,048.40			$1,135,242.00		
										Bridge ROW	RW	$64,000.00	$16,000.00	$80,000.00				
Performance Measure Impacted: Bridge Condition																		
Comments:Include DES 1802985, 1802988																		
Indiana Department of Transportation	42697 / 1902885	Init.	US 421	Intersection Improvement, Roundabout	Intersection of Old US Hwy 421 , 0.26 mile south of I-74 (NE of Greensburg)	Seymour	0	STBG	$887,200.00	Mobility Construction	CN	$520,000.00	$130,000.00		$650,000.00			
Performance Measure Impacted: Safety																		
Comments:Include DES 1902885																		
Indiana Department of Transportation	42846 / 2000141	Init.	SR 46	Bridge Deck Overlay	Bridge over Fall Fork Clifty Creek, 03.42 miles W of SR 3	Seymour	0	NHPP	$1,267,241.00	Bridge Construction	CN	$917,792.80	$229,448.20		$1,147,241.00			
										Bridge Consulting	PE	$31,040.00	$7,760.00	$38,800.00				
Performance Measure Impacted: Bridge Condition																		
Comments:Include DES 2000140, 2000141																		
Indiana Department of Transportation	43245 / 2001494	Init.	I 74	Repair Or Replace Lighting	At SR 3 in Greensburg	Seymour	0	NHPP	$375,000.00	Safety Construction	CN	$337,500.00	$37,500.00	$375,000.00				
Performance Measure Impacted: Safety																		
Comments:Include DES 2001494																		
Indiana Department of Transportation	43275 / 2002145	Init.	US 421	Bridge Thin Deck Overlay	OVER MUDDY FORK SAND CREEK, 00.30 mi S of I-74	Seymour	0	STBG	$267,666.00	Bridge Construction	CN	$214,132.80	$53,533.20				$267,666.00	
Performance Measure Impacted: Bridge Condition																		

*Estimated Costs left to Complete Project column is for costs that may extend beyond the four years of a STIP. This column is not fiscally constrained and is for information purposes.

SPONSOR	CONTRACT # / LEAD DES	STIP NAME	ROUTE	WORK TYPE	LOCATION	DISTRICT	MILES	FEDERAL CATEGORY	Total Cost of Project*	PROGRAM	PHASE	FEDERAL	MATCH	2022	2023	2024	2025	2026
Comments:Include DES 2002145																		
Indiana Department of Transportation	43292 / 2001987	Init.	SR 3	Small Structure Replacement	0.32 mile N of US 421	Seymour	0	NHPP	$3,533,086.00	Bridge Consulting	PE	$785,600.00	$196,400.00	$982,000.00				
										Bridge Construction	CN	$1,999,268.80	$499,817.20				$2,499,086.00	
										Bridge ROW	RW	$41,600.00	$10,400.00			$52,000.00		
Performance Measure Impacted: Bridge Condition																		
Comments:Include DES 2001946, 2001947, 2001986, 2001988, 2001987																		
Indiana Department of Transportation	43739 / 2100777	Init.	SR 3	Small Structure Replacement	over Unnamed Ditch, 1.50 miles N of SR 46 E JCT	Seymour	.1	NHPP	$3,541,000.00	Bridge Construction	CN	$2,296,800.00	$574,200.00					$2,871,000.00
Performance Measure Impacted: Bridge Condition																		
Comments:Include DES 2100784, 2100777																		
Indiana Department of Transportation	43741 / 2100256	Init.	I 74	HMA Overlay Minor Structural	5.15 miles E of SR 244 to 0.22 miles W of SR 3	Seymour	10.122	NHPP	$44,446,094.00	Road Construction	CN	$29,815,284.60	$3,312,809.40					$33,128,094.00
										Bridge Construction	CN	$10,186,200.00	$1,131,800.00					$11,318,000.00
Performance Measure Impacted: Pavement Condition																		
Comments:Include DES 2100734, 2100989, 2100990, 2100991, 2100992, 2100994, 2100995, 2100996, 2100997, 2101093, 2101094, 2101124, 2100256																		
Indiana Department of Transportation	43777 / 2100253	Init.	US 421	HMA Overlay Minor Structural	0.13 miles N of SR 229 to 0.65 miles S of S Jct of SR 46 (Sand Creek bridge)	Seymour	11.777	STBG	$11,840,342.00	Bridge ROW	RW	$36,000.00	$9,000.00			$45,000.00		
										Bridge Construction	CN	$1,402,400.00	$350,600.00					$1,753,000.00
										Bridge Consulting	PE	$528,000.00	$132,000.00	$660,000.00				
										Road Construction	CN	$6,697,873.60	$1,674,468.40					$8,372,342.00
										Road ROW	RW	$8,000.00	$2,000.00			$10,000.00		
										Road Consulting	PE	$800,000.00	$200,000.00	$1,000,000.00				
Performance Measure Impacted: Pavement Condition																		
Comments:Include DES 2100716, 2100970, 2101000, 2101001, 2101002, 2100253																		

Decatur County Total

Federal: $69,810,262.78 Match :$11,837,228.96 2022: $6,542,542.03 2023: $4,611,514.93 2024: $10,284,246.78 2025: $2,766,752.00 2026: $57,442,436.00

*Estimated Costs left to Complete Project column is for costs that may extend beyond the four years of a STIP. This column is not fiscally constrained and is for information purposes.

SPONSOR	CONTRACT # / LEAD DES	STIP NAME	ROUTE	WORK TYPE	LOCATION	DISTRICT	MILES	FEDERAL CATEGORY	Total Cost of Project*	PROGRAM	PHASE	FEDERAL	MATCH	2022	2023	2024	2025	2026
Dekalb County																		
Dekalb County	1592886	Init.	VA VARI	Bridge Inspections	Countywide Bridge Inspection and Inventory Program for Cycle Years 2018-2021	Fort Wayne	0	STBG	$204,666.16	Local Bridge Program	PE	$2,457.04	$0.00	$2,457.04				
										Local Funds	PE	$0.00	$614.26	$614.26				
Performance Measure Impacted: Bridge Condition																		
Auburn	2100305	Init.	MS NA	Pavement Replacement	Various Street within the City (CCMG APP 10550)	Fort Wayne	0	STBG	$569,433.43	Community Crossing Grant Fund	CN	$284,716.71	$0.00	$284,716.71				
										Local Funds	CN	$0.00	$284,716.72	$284,716.72				
Performance Measure Impacted: Pavement Condition																		
St. Joe	2100507	Init.	MS NA	HMA Overlay, Preventive Maintenance	Various Street within the Town (CCMG APP 10533)	Fort Wayne	0	STBG	$208,517.00	Community Crossing Grant Fund	CN	$156,387.73	$0.00	$156,387.73				
										Local Funds	CN	$0.00	$52,129.27	$52,129.27				
Performance Measure Impacted: Pavement Condition																		
Waterloo	2100535	Init.	MS NA	HMA Overlay, Preventive Maintenance	CR 27-INDOT RW to 27; INV ST 1 - N from approx. 575 ft. S.of SR 6 to 575 ft. S executive Dr.	Fort Wayne	0	STBG	$329,740.00	Community Crossing Grant Fund	CN	$247,305.00	$0.00	$247,305.00				
										Local Funds	CN	$0.00	$82,435.00	$82,435.00				
Performance Measure Impacted: Pavement Condition																		
Dekalb County	2101041	Init.	IR 1001	Bridge Inspections	Countywide Bridge Inspection and Inventory Program for Cycle Years 2022-2025	Fort Wayne	0	STBG	$147,447.00	Local Funds	PE	$0.00	$29,648.00		$15,010.00	$880.00	$13,052.00	$706.00
										Local Bridge Program	PE	$117,799.00	$0.00		$60,042.00	$2,721.00	$52,210.00	$2,826.00
Performance Measure Impacted: Bridge Condition																		
Indiana Department of Transportation	40474 / 1601101	Init.	SR 1	Pavement Replacement	From 4.30 miles S. of SR 8 to 3. 12 miles S. of SR 8 (St Joe).	Fort Wayne	1.155	STBG	$7,028,165.00	Road ROW	RW	$32,000.00	$8,000.00	$40,000.00				
										Road Construction	CN	$4,152,000.00	$1,038,000.00	$5,190,000.00				
Performance Measure Impacted: Pavement Condition																		
Comments:Include DES 1601101																		
Dekalb County	41141 / 1702950	Init.	IR 1018	Road Reconstruction (3R/4R Standards)	CR 56: from SR 327 to E Jct of CR 17	Fort Wayne	1.64	STBG	$5,034,869.50	Group IV Program	CN	$3,463,995.20	$0.00			$3,463,995.20		
										Local Funds	CN	$0.00	$865,981.30			$865,981.30		
Comments:Include DES 1702950																		

*Estimated Costs left to Complete Project column is for costs that may extend beyond the four years of a STIP. This column is not fiscally constrained and is for information purposes.

SPONSOR	CONTRACT # / LEAD DES	STIP NAME	ROUTE	WORK TYPE	LOCATION	DISTRICT	MILES	FEDERAL CATEGORY	Total Cost of Project*	PROGRAM	PHASE	FEDERAL	MATCH	2022	2023	2024	2025	2026
Indiana Department of Transportation	41545 / 1800053	Init.	US 6	Bridge Replacement, Other Construction	Bridge Over Cedar Creek, 0.39 Miles East of SR 427.	Fort Wayne	.999	NHPP	$5,700,700.00	Bridge Construction	CN	$3,488,872.00	$872,218.00		$4,361,090.00			
										Bridge ROW	RW	$80,000.00	$20,000.00	$100,000.00				
Comments:Include DES 1701393, 1800050, 1800054, 1800053																		
Indiana Department of Transportation	42373 / 1601023	Init.	SR 327	HMA Overlay, Structural	From US 6 to SR 4.	Fort Wayne	6.17	STBG	$11,143,173.00	District Other Construction	CN	$640,800.00	$160,200.00			$801,000.00		
										Road Construction	CN	$7,631,989.60	$1,907,997.40			$9,539,987.00		
										Toll Lease Amendment Proceeds	CN	$120,000.00	$30,000.00		$150,000.00			
Performance Measure Impacted: Pavement Condition																		
Comments:Include DES 1800144, 1601023																		
Indiana Department of Transportation	42374 / 1900058	Init.	I 69	Bridge Replacement, Other Construction	Bridge carrying CR27, 1.74 Miles South of US 6.	Fort Wayne	2	NHPP	$4,412,057.00	Bridge Construction	CN	$3,326,487.30	$369,609.70	$60,000.00		$3,636,097.00		
Comments:Include DES 1900059, 1900058																		
Indiana Department of Transportation	42377 / 1900068	Init.	SR 1	Small Structure Replacement	Over Wade Ditch, 3.4 miles north of the Allen/ DeKalb County Line	Fort Wayne	.2	STBG	$2,015,211.00	Bridge Construction	CN	$1,232,168.80	$308,042.20			$1,540,211.00		
										Bridge ROW	RW	$52,000.00	$13,000.00	$65,000.00				
Performance Measure Impacted: Bridge Condition																		
Comments:Include DES 1900075, 1900068																		
Indiana Department of Transportation	42695 / 2000572	Init.	I 69	Small Structure Replacement	I 69 @ Garrett City Ditch, .97 miles N of CR 11A I/C.	Fort Wayne	0	NHPP	$7,267,080.00	Bridge Construction	CN	$1,514,070.00	$168,230.00		$1,682,300.00			
										Toll Lease Amendment Proceeds	CN	$912,930.30	$101,436.70	$5,000.00	$1,009,367.00			
										Toll Lease Amendment Proceeds	RW	$27,000.00	$3,000.00	$30,000.00				
										Road Construction	CN	$2,661,401.70	$295,711.30		$2,957,113.00			
Performance Measure Impacted: Bridge Condition																		
Comments:Include DES 1902896, 2000793, 2000809, 2000906, 2000572																		
Indiana Department of Transportation	43184 / 2000974	Init.	US 6	HMA Overlay, Preventive Maintenance	From 3.52 miles East of SR 3 East Jct to I-69.	Fort Wayne	8.02	NHPP	$9,774,774.00	Road Construction	CN	$6,872,952.00	$1,718,238.00		$8,591,190.00			
Performance Measure Impacted: Pavement Condition																		
Comments:Include DES 2000982, 2000974																		

*Estimated Costs left to Complete Project column is for costs that may extend beyond the four years of a STIP. This column is not fiscally constrained and is for information purposes.

SPONSOR	CONTRACT # / LEAD DES	STIP NAME	ROUTE	WORK TYPE	LOCATION	DISTRICT	MILES	FEDERAL CATEGORY	Total Cost of Project*	PROGRAM	PHASE	FEDERAL	MATCH	2022	2023	2024	2025	2026
Indiana Department of Transportation	43289 / 2002268	Init.	US 6	Small Structure Replacement	3.10 Miles East of SR 1, Large Culvert for AYFORD DITCH.	Fort Wayne	0	NHPP	$5,526,620.00	Bridge ROW	RW	$124,000.00	$31,000.00			$155,000.00		
										Bridge Construction	CN	$3,300,256.00	$825,064.00				$4,125,320.00	
										Bridge Consulting	PE	$997,040.00	$249,260.00	$1,246,300.00				
Performance Measure Impacted: Bridge Condition																		
Comments:Include DES 2002252, 2002255, 2002257, 2002258, 2002261, 2002268																		
Indiana Department of Transportation	43312 / 2001842	Init.	I 69	Concrete Pavement Restoration (CPR)	From 3.82 Miles South of SR 8 to 1.39 Miles North of SR 8.	Fort Wayne	5.21	NHPP	$9,281,670.00	Road Consulting	PE	$1,022,400.00	$113,600.00	$1,136,000.00				
										Road Construction	CN	$7,331,103.00	$814,567.00				$8,145,670.00	
Performance Measure Impacted: Pavement Condition																		
Comments:Include DES 2001842																		
Indiana Department of Transportation	43467 / 2001166	Init.	SR 8	HMA Overlay, Preventive Maintenance	From SR 327 to 0.39 Miles West of I-69 (Peckhart Ditch Bridge).	Fort Wayne	2.46	STBG	$1,488,024.00	Road Construction	CN	$1,049,500.80	$262,375.20			$1,311,876.00		
Performance Measure Impacted: Pavement Condition																		
Comments:Include DES 2001166																		
Indiana Department of Transportation	43472 / 2000949	Init.	US 6	Bridge Deck Overlay	Bridge over I-69 NB/SB, 1.81 miles W of SR 427.	Fort Wayne	0	NHPP	$5,461,664.00	Bridge Construction	CN	$3,538,371.20	$884,592.80			$4,422,964.00		
Performance Measure Impacted: Bridge Condition																		
Comments:Include DES 2000951, 2000967, 2000949																		
Indiana Department of Transportation	43779 / 2100692	Init.	SR 3	Bridge Deck Overlay	NB Bridge over Black Creek, 1.53 Miles South of SR 205.	Fort Wayne	0	STBG	$7,594,360.00	Local Bridge Program	CN	$544,000.00	$136,000.00					$680,000.00
										Bridge Consulting	PE	$655,600.00	$163,900.00	$819,500.00				
										Bridge Construction	CN	$4,875,888.00	$1,218,972.00				$174,200.00	$5,920,660.00
Performance Measure Impacted: Bridge Condition																		
Comments:Include DES 2100555, 2100680, 2100693, 2100694, 2100695, 2100692																		
Indiana Department of Transportation	43813 / 2100012	Init.	SR 8	Median Construction	From 0.10 Miles East of I-69 to 0.60 Miles East of I-69.	Fort Wayne	.89	STBG	$4,288,792.00	Safety Consulting	PE	$424,000.00	$106,000.00	$530,000.00				
										Safety Construction	CN	$2,751,033.60	$687,758.40				$30,000.00	$3,408,792.00
										Safety ROW	RW	$256,000.00	$64,000.00				$320,000.00	
Performance Measure Impacted: Safety																		
Comments:Include DES 2100012																		

*Estimated Costs left to Complete Project column is for costs that may extend beyond the four years of a STIP. This column is not fiscally constrained and is for information purposes.

SPONSOR	CONTRACT # / LEAD DES	STIP NAME	ROUTE	WORK TYPE	LOCATION	DISTRICT	MILES	FEDERAL CATEGORY	Total Cost of Project*	PROGRAM	PHASE	FEDERAL	MATCH	2022	2023	2024	2025	2026
Indiana Department of Transportation	43843 / 2100780	Init.	SR 3	Small Structure Pipe Lining	Bridge over UNT LITTLE CEDAR CR, 00.05 Mile South of SR 205 .	Fort Wayne	.1	STBG	$4,320,890.00	Bridge Construction	CN	$2,670,400.00	$667,600.00				$60,000.00	$3,278,000.00
										Bridge Consulting	PE	$714,312.00	$178,578.00	$892,890.00				
										Bridge ROW	RW	$72,000.00	$18,000.00				$90,000.00	

Performance Measure Impacted: Safety

Comments:Include DES 2100176, 2100787, 2100788, 2100796, 2100780

Dekalb County Total

Federal: $67,343,236.98 Match :$14,750,475.25 2022: $11,225,451.73 2023: $18,826,112.00 2024: $25,740,712.50 2025: $13,010,452.00 2026: $13,290,984.00

*Estimated Costs left to Complete Project column is for costs that may extend beyond the four years of a STIP. This column is not fiscally constrained and is for information purposes.

SPONSOR	CONTRACT # / LEAD DES	STIP NAME	ROUTE	WORK TYPE	LOCATION	DISTRICT	MILES	FEDERAL CATEGORY	Total Cost of Project*	PROGRAM	PHASE	FEDERAL	MATCH	2022	2023	2024	2025	2026
Delaware County																		
Delaware County	1500279	Init.	VA VARI	Bridge Inspections	Countywide Bridge Inspection and Inventory Program for Cycle Years 2018-2021	Greenfield	0	STBG	$541,114.29	Local Bridge Program	PE	$24,710.00	$0.00	$24,710.00				
										Local Funds	PE	$0.00	$6,178.00	$6,178.00				
Performance Measure Impacted: Bridge Condition																		
Muncie	2003046	Init.	ST 2884	HMA Overlay, Preventive Maintenance	McGalliard Road from Tillotson to Wheeling	Greenfield	.9	STBG	$1,360,000.00	Group III Program	RW	$12,800.00	$0.00			$12,800.00		
										Local Funds	RW	$0.00	$3,200.00			$3,200.00		
Performance Measure Impacted: Pavement Condition																		
Muncie	2003048	Init.	ST 2884	HMA Overlay, Preventive Maintenance	McGalliard Road from North Granville Avenue to Muncie Bypass	Greenfield	1.8	STBG	$2,321,410.70	Group III Program	PE	$254,480.00	$0.00	$254,480.00				
										Local Funds	RW	$0.00	$3,200.00			$3,200.00		
										Local Funds	PE	$0.00	$63,620.00	$63,620.00				
										Group III Program	RW	$12,800.00	$0.00			$12,800.00		
Performance Measure Impacted: Pavement Condition																		
Delaware County	2100143	Init.	IR 1001	Bridge Inspections	Countywide Bridge Inspection and Inventory Program for Cycle Years 2022-2025	Greenfield	0	STBG	$300,000.00	Local Funds	PE	$0.00	$60,000.00	$60,000.00				
										Local Bridge Program	PE	$240,000.00	$0.00	$240,000.00				
Performance Measure Impacted: Bridge Condition																		
Albany	2100297	Init.	MS NA	Surface Treatment, Thin HMA Overlay	BROADWAY ST, FOSTER AVE, HIGH ST, MISSISSINEWA AVE, WATER ST	Greenfield	0	STBG	$93,330.00	Local Funds	CN	$0.00	$23,332.50	$23,332.50				
										Community Crossing Grant Fund	CN	$69,997.50	$0.00	$69,997.50				
Performance Measure Impacted: Pavement Condition																		
Delaware County	2100350	Init.	MS NA	Small Structure Replacement	CR 800 E (STATE MAP IDENTIFIES THE RD AS WATER ST) from Eaton-Albany Pike to	Greenfield	0	STBG	$103,137.50	Community Crossing Grant Fund	CN	$51,568.75	$0.00	$51,568.75				
										Local Funds	CN	$0.00	$51,568.75	$51,568.75				
Performance Measure Impacted: Bridge Condition																		
Delaware County	2100351	Init.	MS NA	Small Structure Pipe Lining	E 1100 N from SR 3 to CR 150 E (STATE MAP SAYS BRANT RD)	Greenfield	0	STBG	$129,250.00	Local Funds	CN	$0.00	$64,625.00	$64,625.00				
										Community Crossing Grant Fund	CN	$64,625.00	$0.00	$64,625.00				

*Estimated Costs left to Complete Project column is for costs that may extend beyond the four years of a STIP. This column is not fiscally constrained and is for information purposes.

SPONSOR	CONTRACT # / LEAD DES	STIP NAME	ROUTE	WORK TYPE	LOCATION	DISTRICT	MILES	FEDERAL CATEGORY	Total Cost of Project*	PROGRAM	PHASE	FEDERAL	MATCH	2022	2023	2024	2025	2026
Performance Measure Impacted: Safety																		
Delaware County	2100352	Init.	MS NA	HMA Overlay, Structural	N 600 W from North Gaston Town Limits to Grant County Line	Greenfield	0	STBG	$975,746.00	Community Crossing Grant Fund	CN	$487,873.00	$0.00	$487,873.00				
										Local Funds	CN	$0.00	$487,873.00	$487,873.00				
Performance Measure Impacted: Pavement Condition																		
Eaton	2100358	Init.	MS NA	HMA Overlay, Structural	CRANNELL ST from SR 3 N to Railraod easement	Greenfield	0	STBG	$99,783.00	Community Crossing Grant Fund	CN	$74,837.25	$0.00	$74,837.25				
										Local Funds	CN	$0.00	$24,945.75	$24,945.75				
Performance Measure Impacted: Pavement Condition																		
Muncie	2100433	Init.	MS NA	HMA Overlay, Preventive Maintenance	13TH ST, 13TH ST, 14TH ST, 14TH ST, 14TH ST, 15TH ST, 16TH ST, 23RD ST, 9TH ST,	Greenfield	0	STBG	$1,517,108.00	Local Funds	CN	$0.00	$758,554.00	$758,554.00				
										Community Crossing Grant Fund	CN	$758,554.00	$0.00	$758,554.00				
Performance Measure Impacted: Pavement Condition																		
Selma	2100483	Init.	MS NA	Surface Treatment, Microsurface	EAST ST, JACKSON ST, MUNCIE ST, PITTENGER ST, SUNSET STRIP, SUNSET STRIP,	Greenfield	0	STBG	$100,977.16	Local Funds	CN	$0.00	$25,244.29	$25,244.29				
										Community Crossing Grant Fund	CN	$75,732.87	$0.00	$75,732.87				
Performance Measure Impacted: Pavement Condition																		
Selma	2100484	Init.	MS NA	Crack Sealing	ALBANY ST, JACKSON ST, MILLER ST, MUNCIE ST, PITTENGER ST	Greenfield	0	STBG	$17,516.49	Community Crossing Grant Fund	CN	$13,137.37	$0.00	$13,137.37				
										Local Funds	CN	$0.00	$4,379.12	$4,379.12				
Performance Measure Impacted: Pavement Condition																		
Indiana Department of Transportation	39995 / 1593199	Init.	SR 32	HMA Overlay, Preventive Maintenance	From SR 9 N Jct. to Perdiue Rd	Greenfield	13.77	STBG	$12,230,002.40	Safety Construction	CN	$14,400.00	$3,600.00	$18,000.00				
										Road Consulting	PE	$16,000.00	$4,000.00	$20,000.00				
Performance Measure Impacted: Pavement Condition																		
Comments:Included DES 2001564, 1802057, 1700950																		
Indiana Department of Transportation	40497 / 1600783	Init.	SR 28	Road Reconstruction (3R/4R Standards)	From SR 67 to 0.79 mi E of SR 67(Mississinewa River)	Greenfield	.72	NHPP	$3,041,105.00	Road Construction	CN	$12,976,802.40	$3,244,200.60	$16,221,003.00				
Comments:Include DES 1700029, 1701336, 1800334, 1900191, 1600783																		
Indiana Department of Transportation	40508 / 1601927	Init.	SR 332	Bridge Rehab-Pipe Lining	Over Pleasant Run Creek, 1.39 E of I-69	Greenfield	0	STBG	$1,005,244.00	Bridge Construction	CN	$561,723.20	$140,430.80	$702,154.00				
Performance Measure Impacted: Bridge Condition																		

*Estimated Costs left to Complete Project column is for costs that may extend beyond the four years of a STIP. This column is not fiscally constrained and is for information purposes.

SPONSOR	CONTRACT # / LEAD DES	STIP NAME	ROUTE	WORK TYPE	LOCATION	DISTRICT	MILES	FEDERAL CATEGORY	Total Cost of Project*	PROGRAM	PHASE	FEDERAL	MATCH	2022	2023	2024	2025	2026
Comments:Include DES 1601944, 1601927																		
Indiana Department of Transportation	41496 / 1702982	Init.	US 35	Intersection Improvement	at McGalliard Road	Greenfield	0	NHPP	$800,223.00	Bridge Construction	CN	$172,000.00	$43,000.00		$215,000.00			
										Safety Construction	CN	$259,997.60	$64,999.40		$324,997.00			
										Bridge ROW	RW	$8,000.00	$2,000.00	$10,000.00				
Performance Measure Impacted: Safety																		
Comments:Include DES 1702886, 1802059, 1702982																		
Indiana Department of Transportation	41497 / 1702897	Init.	SR 3	Small Structure Pipe Lining	6.54 miles N. of US 36	Greenfield	0	NHPP	$693,478.00	Bridge ROW	RW	$20,000.00	$5,000.00		$25,000.00			
										Bridge Construction	CN	$395,742.40	$98,935.60		$494,678.00			
Performance Measure Impacted: Safety																		
Indiana Department of Transportation	41753 / 1800685	Init.	I 69	ITS Traffic Management Systems	CCTV/DMS from 2.1 miles S of SR 109 to Delaware/Grant County Line, 3.5 miles S of SR	Greenfield	27.502	NHPP	$2,822,844.00	Statewide Construction	CN	$2,360,559.60	$262,284.40			$2,622,844.00		
										Statewide Consulting	PE	$180,000.00	$20,000.00		$200,000.00			
Performance Measure Impacted: Congestion Mitigation and Air Quality (CMAQ)																		
Comments:Include DES 1800685																		
Indiana Department of Transportation	42077 / 1900147	Init.	US 35	Intersect. Improv. W/ Added Turn Lanes	at CR 300 S in Muncie	Greenfield	1.02	Safety	$544,415.00	Safety ROW	RW	$28,000.00	$7,000.00	$35,000.00				
										Safety Construction	CN	$409,423.50	$45,491.50			$454,915.00		
Performance Measure Impacted: Safety																		
Indiana Department of Transportation	42318 / 1900132	Init.	I 69	Replace Superstructure	NB over KILLBUCK CREEK, 00.93 N SR 332	Greenfield	0	NHPP	$4,954,000.00	Bridge Construction	CN	$4,008,600.00	$445,400.00			$4,454,000.00		
Performance Measure Impacted: Bridge Condition																		
Comments:includes 1900133, 1900133																		
Indiana Department of Transportation	42709 / 1900151	Init.	SR 32	Access Control	at Nebo Rd Muncie	Greenfield	0	STBG	$449,267.00	Safety ROW	RW	$16,000.00	$4,000.00	$20,000.00				
										Safety Construction	CN	$300,213.60	$75,053.40			$375,267.00		
Performance Measure Impacted: Reliability and Freight Reliability																		
Comments:Include DES 1900151																		
Indiana Department of Transportation	42710 / 2000594	Init.	SR 332	HMA Overlay, Preventive Maintenance	I-69 to 7.65 mi E of I-69	Greenfield	7.64	STBG		Safety Construction	CN	$129,699.20	$32,424.80			$162,124.00		
										Safety Consulting	PE	$12,000.00	$3,000.00	$15,000.00				

*Estimated Costs left to Complete Project column is for costs that may extend beyond the four years of a STIP. This column is not fiscally constrained and is for information purposes.

SPONSOR	CONTRACT # / LEAD DES	STIP NAME	ROUTE	WORK TYPE	LOCATION	DISTRICT	MILES	FEDERAL CATEGORY	Total Cost of Project*	PROGRAM	PHASE	FEDERAL	MATCH	2022	2023	2024	2025	2026
Indiana Department of Transportation	42710 / 2000594	Init.	SR 332	HMA Overlay, Preventive Maintenance	I-69 to 7.65 mi E of I-69	Greenfield	7.64	STBG		Road Construction	CN	$4,917,855.20	$1,229,463.80			$6,147,319.00		
Performance Measure Impacted: Pavement Condition																		
Indiana Department of Transportation	43038 / 2001161	Init.	SR 32	HMA Overlay, Preventive Maintenance	From Perdiue Road to US 35	Greenfield	5.4	STBG	$6,540,352.97	Road Construction	CN	$3,886,580.59	$971,645.14		$4,858,225.74			
										Safety Construction	CN	$1,331,418.35	$332,854.58		$1,664,272.94			
Performance Measure Impacted: Pavement Condition																		
Comments:Include DES 2001565, 2001161																		
Indiana Department of Transportation	43065 / 2000582	Init.	SR 32	HMA Overlay, Preventive Maintenance	US 35 to 3.93 mi E of US 35 (en d dual lane)	Greenfield	3.94	NHPP	$3,603,697.98	Road Construction	CN	$2,681,100.00	$670,275.00		$3,351,375.00			
Performance Measure Impacted: Pavement Condition																		
Comments:Include DES 2000582																		
Indiana Department of Transportation	43492 / 2001991	Init.	US 35	Bridge Painting	NB over Cardinal Greenway, 2. 25 mi. S of SR 32	Greenfield	0	NHPP	$4,174,124.00	Bridge Construction	CN	$3,219,299.20	$804,824.80				$4,024,124.00	
										Bridge Consulting	PE	$120,000.00	$30,000.00	$150,000.00				
Performance Measure Impacted: Bridge Condition																		
Comments:Include DES 2001992, 2002061, 2002062, 2100849, 2100850, 2100851, 2100852, 2100853, 2100854, 2100855, 2100856, 2100857, 2100858, 2100859, 2100860, 2100861, 2100862, 2001991																		
Indiana Department of Transportation	43498 / 2001870	Init.	SR 67	Small Structures & Drains Construction	Approximately 2000 ft West SR 3	Greenfield	3.753	NHPP	$1,023,000.00	Bridge Consulting	PE	$338,400.00	$84,600.00	$423,000.00				
										Bridge Construction	CN	$480,000.00	$120,000.00				$600,000.00	
Performance Measure Impacted: Safety																		
Comments:Include DES 2001927, 2002316, 2002318, 2001870																		
Indiana Department of Transportation	43539 / 2002269	Init.	I 69	Small Structure Pipe Lining	6.670 mi. N of SR 32	Greenfield	0	NHPP	$1,923,975.00	Bridge Construction	CN	$1,448,077.50	$160,897.50				$1,608,975.00	
Performance Measure Impacted: Safety																		
Comments:Include DES 2002270, 2002353, 2002269																		
Indiana Department of Transportation	43560 / 2001880	Init.	SP 67	HMA Overlay, Preventive Maintenance	Old SR 67 from 0.09 mi W of I-6 9 to I-69/SR 67	Vincennes	0	STBG	$110,567.00	Road Construction	CN	$88,453.60	$22,113.40				$110,567.00	
Performance Measure Impacted: Pavement Condition																		
Comments:Include DES 2001880																		
Indiana Department of Transportation	43574 / 2001883	Init.	SR 67	Small Structures & Drains Construction	40.1424362476164,-85.382362 3717132	Greenfield	3.753	NHPP	$340,700.00	Bridge Construction	CN	$208,000.00	$52,000.00				$260,000.00	
Performance Measure Impacted: Safety																		
Comments:Include DES 2001883																		
Delaware County	43711 / 2003023	Init.	IR 8002	Bridge Replacement	CR 600 SOUTH OVER WILLIAMS CREEK BETWEEN HONEYCREEK RD AND CR 300	Greenfield	.06	STBG	$1,699,880.00	Group IV Program	PE	$180,000.00	$0.00	$180,000.00				

*Estimated Costs left to Complete Project column is for costs that may extend beyond the four years of a STIP. This column is not fiscally constrained and is for information purposes.

SPONSOR	CONTRACT # / LEAD DES	STIP NAME	ROUTE	WORK TYPE	LOCATION	DISTRICT	MILES	FEDERAL CATEGORY	Total Cost of Project*	PROGRAM	PHASE	FEDERAL	MATCH	2022	2023	2024	2025	2026
Delaware County	43711 / 2003023	Init.	IR 8002	Bridge Replacement	CR 600 SOUTH OVER WILLIAMS CREEK BETWEEN HONEYCREEK RD AND CR 300	Greenfield	.06	STBG	$1,699,880.00	Local Funds	CN	$0.00	$291,000.00					$291,000.00
										Local Funds	RW	$0.00	$4,000.00			$4,000.00		
										Group IV Program	CN	$1,164,000.00	$0.00					$1,164,000.00
										Local Funds	PE	$0.00	$45,000.00	$45,000.00				
										Group IV Program	RW	$16,000.00	$0.00			$16,000.00		
Performance Measure Impacted: Bridge Condition																		
Comments:Include DES 2003023																		
Indiana Department of Transportation	43887 / 2003080	Init.	SR 3	Intersection Improvement, Roundabout	At Eaton-Wheeling Pike / Indiana Ave.	Greenfield	0	STBG	$2,997,926.00	Safety Construction	CN	$1,613,617.60	$403,404.40					$2,017,022.00
										Bridge Construction	CN	$528,723.20	$132,180.80					$660,904.00
										Bridge ROW	RW	$16,000.00	$4,000.00			$20,000.00		
										Bridge Consulting	PE	$240,000.00	$60,000.00	$300,000.00				
Performance Measure Impacted: Safety																		
Comments:Include DES 2100776, 2003080																		
Muncie	44162 / 2003045	Init.	ST 2901	HMA Overlay, Preventive Maintenance	Tillotson Avenue from W. Kilgore Avenue to SR 332	Greenfield	2.7	STBG		Group III Program	RW	$96,000.00	$0.00				$96,000.00	
										Local Funds	RW	$0.00	$24,000.00				$24,000.00	
										Local Funds	PE	$0.00	$92,400.00	$92,400.00				
										Group III Program	CN	$2,127,200.00	$0.00					$2,127,200.00
										Group III Program	PE	$369,600.00	$0.00	$369,600.00				
										Local Funds	CN	$0.00	$531,800.00					$531,800.00
Performance Measure Impacted: Pavement Condition																		

Delaware County Total

Federal: $49,080,602.48 Match :$12,144,000.33 2022: $22,286,993.15 2023: $11,133,548.68 2024: $14,288,469.00 2025: $6,723,666.00 2026: $6,791,926.00

*Estimated Costs left to Complete Project column is for costs that may extend beyond the four years of a STIP. This column is not fiscally constrained and is for information purposes.

SPONSOR	CONTRACT # / LEAD DES	STIP NAME	ROUTE	WORK TYPE	LOCATION	DISTRICT	MILES	FEDERAL CATEGORY	Total Cost of Project*	PROGRAM	PHASE	FEDERAL	MATCH	2022	2023	2024	2025	2026
Dubois County																		
Dubois County	2100079	Init.	IR 1001	Bridge Inspections	Countywide Bridge Inspection and Inventory Program for Cycle Years 2022-2025	Vincennes	0	STBG	$246,929.78	Local Funds	PE	$0.00	$49,385.95	$22,494.91	$1,504.01	$23,883.02	$1,504.01	
										Local Bridge Program	PE	$197,543.83	$0.00	$89,979.66	$6,016.05	$95,532.07	$6,016.05	
Performance Measure Impacted: Bridge Condition																		
Indiana Department of Transportation	41160 / 1800970	Init.	SR 64	HMA Overlay, Preventive Maintenance	From 0.95 mi E of US-231 to W Jct SR-145 (Birdseye)	Vincennes	14.083	STBG	$5,458,200.00	Road Construction	CN	$4,200,000.00	$1,050,000.00	$1,250,000.00	$4,000,000.00			
										Road Consulting	PE	$200,400.00	$50,100.00	$250,500.00				
Performance Measure Impacted: Pavement Condition																		
Comments:Include DES 2000894, 2000897, 1800970																		
Indiana Department of Transportation	41453 / 1800165	Init.	SR 145	Slide Correction	0.90 miles South SR-64 Jct.	Vincennes	0	STBG	$501,325.00	Road Construction	CN	$261,600.00	$65,400.00		$327,000.00			
										Road ROW	RW	$10,560.00	$2,640.00	$13,200.00				
Performance Measure Impacted: Safety																		
Comments:Include DES 1800165																		
Indiana Department of Transportation	42195 / 1900104	Init.	SR 164	HMA Overlay Minor Structural	From US-231 to 0.51 mi E US-231	Vincennes	.51	STBG	$2,460,845.00	Road ROW	RW	$48,000.00	$12,000.00		$60,000.00			
										Road Construction	CN	$1,695,416.00	$423,854.00		$8,000.00	$2,111,270.00		
Performance Measure Impacted: Pavement Condition																		
Comments:Include DES 1900104																		
Indiana Department of Transportation	42734 / 2000730	Init.	US 231	Bridge Deck Overlay	Over Short Creek, 2.65 mi S of SR 64	Vincennes	.03	NHPP	$2,295,000.00	Bridge Construction	CN	$1,344,000.00	$336,000.00			$1,680,000.00		
Performance Measure Impacted: Bridge Condition																		
Comments:Include DES 2000744, 2000748, 2000730																		
Indiana Department of Transportation	42750 / 2000859	Init.	SR 162	HMA Overlay, Preventive Maintenance	From SR 64 to US 231	Vincennes	7.26	STBG	$2,710,000.00	Road Construction	CN	$2,168,000.00	$542,000.00			$2,710,000.00		
Performance Measure Impacted: Pavement Condition																		
Comments:Include DES 2000859																		
Indiana Department of Transportation	43252 / 2001919	Init.	SR 64	HMA Overlay, Preventive Maintenance	From 1.52 mi W. of US 231 (WCL Huntingburg) to 1.02 mi E US 231 (ECL Huntingburg)	Vincennes	2.537	STBG	$5,540,342.00	Safety ROW	RW	$16,000.00	$4,000.00			$20,000.00		
										Safety Construction	CN	$2,263,000.00	$565,750.00				$2,828,750.00	
										Road Construction	CN	$1,496,904.80	$374,226.20				$1,871,131.00	

*Estimated Costs left to Complete Project column is for costs that may extend beyond the four years of a STIP. This column is not fiscally constrained and is for information purposes.

SPONSOR	CONTRACT # / LEAD DES	STIP NAME	ROUTE	WORK TYPE	LOCATION	DISTRICT	MILES	FEDERAL CATEGORY	Total Cost of Project*	PROGRAM	PHASE	FEDERAL	MATCH	2022	2023	2024	2025	2026
Indiana Department of Transportation	43252 / 2001919	Init.	SR 64	HMA Overlay, Preventive Maintenance	From 1.52 mi W. of US 231 (WC L Huntingburg) to 1.02 mi E US 231 (ECL Huntingburg)	Vincennes	2.537	STBG	$5,540,342.00	Safety Consulting	PE	$366,688.80	$91,672.20	$458,361.00				
										Road Consulting	PE	$280,080.00	$70,020.00	$350,100.00				
										Road ROW	RW	$9,600.00	$2,400.00			$12,000.00		
Performance Measure Impacted: Pavement Condition																		
Comments:Include DES 2000218, 2001919																		
Indiana Department of Transportation	44004 / 2100829	Init.	SR 145	Small Structure Replacement	over UNT Anderson River, SR 145 3.33mi N JCT I-64	Vincennes	.1	STBG	$1,922,626.00	Bridge Consulting	PE	$302,200.00	$75,550.00	$377,750.00				
										Bridge Construction	CN	$1,166,700.80	$291,675.20				$140,000.00	$1,318,376.00
										Bridge ROW	RW	$69,200.00	$17,300.00			$86,500.00		
Performance Measure Impacted: Bridge Condition																		
Comments:Include DES 2100285, 2100828, 2100829																		
Indiana Department of Transportation	44035 / 2101215	Init.	US 231	Drainage Ditch Correction	From 1.20 mi S of SR 64 to 0.88 mi S of SR 64	Vincennes	.33	NHPP	$4,858,848.00	American Rescue Plan Act	CN	$3,102,358.40	$775,589.60		$3,877,948.00			
										American Rescue Plan Act	PE	$400,000.00	$100,000.00	$500,000.00				
										American Rescue Plan Act	RW	$120,000.00	$30,000.00	$150,000.00				
Performance Measure Impacted: Safety																		
Comments:Include DES 2101216, 2101219, 2101215																		

Dubois County Total

Federal: $19,718,252.63 Match :$4,929,563.15 2022: $3,462,385.57 2023: $8,280,468.06 2024: $6,739,185.09 2025: $4,847,401.06 2026: $1,318,376.00

*Estimated Costs left to Complete Project column is for costs that may extend beyond the four years of a STIP. This column is not fiscally constrained and is for information purposes.

SPONSOR	CONTRACT # / LEAD DES	STIP NAME	ROUTE	WORK TYPE	LOCATION	DISTRICT	MILES	FEDERAL CATEGORY	Total Cost of Project*	PROGRAM	PHASE	FEDERAL	MATCH	2022	2023	2024	2025	2026
Elkhart County																		
Goshen	1801265	Init.	ST 1001	Railroad Protection	Beaver Lane at NS RR DOT # 510019A in Goshen	Fort Wayne	0	STBG	$782,070.00	Local Funds	CN	$0.00	$78,207.00	$78,207.00				
										Local Safety Program - 130	CN	$703,863.00	$0.00	$703,863.00				
Performance Measure Impacted: Transit																		
Goshen	1900391	Init.	ST 1049	Railroad Protection	Madison St. at NS RR DOT 510039L in Goshen	Fort Wayne	0	STBG	$494,878.00	Local Safety Program - 130	CN	$425,390.40	$0.00	$425,390.40				
										Local Funds	CN	$0.00	$47,265.60	$47,265.60				
Performance Measure Impacted: Transit																		
Elkhart	2000780	Init.	ST 1052	Railroad Protection	Main St - Norfolk Southern Railway Co.- DOT# 522506F	LaPorte	0	STBG	$340,000.00	Local Safety Program - 130	CN	$306,000.00	$0.00		$306,000.00			
										Local Funds	CN	$0.00	$34,000.00		$34,000.00			
Performance Measure Impacted: Transit																		
Elkhart	2000781	Init.	ST 1053	Railroad Protection	Middlebury St - Norfolk Southern Railway Co.- DOT#522662S	LaPorte	0	STBG	$340,000.00	Local Funds	CN	$0.00	$34,000.00		$34,000.00			
										Local Safety Program - 130	CN	$306,000.00	$0.00		$306,000.00			
Performance Measure Impacted: Transit																		
Elkhart County	2100291	Init.	IR 1001	Bridge Inspections	Countywide Bridge Inspection and Inventory for Program Years 2022 & 2023	Fort Wayne	0	STBG	$229,807.31	Local Bridge Program	PE	$355,334.00	$0.00		$159,726.00	$195,608.00		
										Local Funds	PE	$0.00	$88,834.00		$39,932.00	$48,902.00		
Performance Measure Impacted: Bridge Condition																		
Bristol	2100320	Init.	MS NA	HMA Overlay Minor Structural	COMMERCE DR from SR 15 to COMMERCE DR	Fort Wayne	0	STBG	$453,570.00	Local Funds	CN	$0.00	$113,392.50	$113,392.50				
										Community Crossing Grant Fund	CN	$340,177.50	$0.00	$340,177.50				
Performance Measure Impacted: Pavement Condition																		
Elkhart	2100361	Init.	MS NA	HMA Overlay, Preventive Maintenance	FRANKLIN ST from 20 feet west of Avalon Street to 20 feet west of Third Street	Fort Wayne	0	STBG	$626,548.35	Local Funds	CN	$0.00	$313,274.18	$313,274.18				
										Community Crossing Grant Fund	CN	$313,274.17	$0.00	$313,274.17				
Performance Measure Impacted: Pavement Condition																		
Elkhart County	2100362	Init.	MS NA	Pavement Replacement	CR 126, CR 127, CR 19, CR 20, CR 23, CR 26, CR 3, CR 31, CR 35, CR 43, CR 7, ZOLLINGER	Fort Wayne	0	STBG	$2,029,418.76	Community Crossing Grant Fund	CN	$1,000,000.00	$0.00	$1,000,000.00				

*Estimated Costs left to Complete Project column is for costs that may extend beyond the four years of a STIP. This column is not fiscally constrained and is for information purposes.

SPONSOR	CONTRACT # / LEAD DES	STIP NAME	ROUTE	WORK TYPE	LOCATION	DISTRICT	MILES	FEDERAL CATEGORY	Total Cost of Project*	PROGRAM	PHASE	FEDERAL	MATCH	2022	2023	2024	2025	2026
Elkhart County	2100362	Init.	MS NA	Pavement Replacement	CR 126, CR 127, CR 19, CR 20, CR 23, CR 26, CR 3, CR 31, CR 35, CR 43, CR 7, ZOLLINGER	Fort Wayne	0	STBG	$2,029,418.76	Local Funds	CN	$0.00	$1,029,418.76	$1,029,418.76				
Performance Measure Impacted: Pavement Condition																		
Goshen	2100376	Init.	MS NA	HMA Overlay Minor Structural	COLLEGE AVE, MADISON ST	Fort Wayne	0	STBG	$341,204.64	Local Funds	CN	$0.00	$170,602.32	$170,602.32				
										Community Crossing Grant Fund	CN	$170,602.32	$0.00	$170,602.32				
Performance Measure Impacted: Pavement Condition																		
Middlebury	2100422	Init.	MS NA	Pavement Replacement	BROWN ST, RIVER PARK DR, SPRING CROSSING DR, SPRING VALLEY RD,	Fort Wayne	0	STBG	$663,123.75	Community Crossing Grant Fund	CN	$497,342.81	$0.00	$497,342.81				
										Local Funds	CN	$0.00	$165,780.94	$165,780.94				
Performance Measure Impacted: Pavement Condition																		
Millersburg	2100423	Init.	MS NA	HMA Overlay, Structural	JEFFERSON ST, WASHINGTON ST	Fort Wayne	0	STBG	$485,923.00	Community Crossing Grant Fund	CN	$364,442.25	$0.00	$364,442.25				
										Local Funds	CN	$0.00	$121,480.75	$121,480.75				
Performance Measure Impacted: Pavement Condition																		
Nappanee	2100435	Init.	MS NA	HMA Overlay, Preventive Maintenance	BEECHWOOD DR, DERKSEN DR, HICKORY LN, LOCKE ST, MACK DR, MIAMI DR,	Fort Wayne	0	STBG	$315,428.50	Community Crossing Grant Fund	CN	$236,571.37	$0.00	$236,571.37				
										Local Funds	CN	$0.00	$78,857.13	$78,857.13				
Performance Measure Impacted: Pavement Condition																		
Nappanee	2100436	Init.	MS NA	Crack Sealing	CLARK ST, ELM ST, FOX CIR, GUISS ST, JACKSON ST, JOHN ST, MADISON ST, MARION ST,	Fort Wayne	0	STBG	$22,232.08	Community Crossing Grant Fund	CN	$16,674.06	$0.00	$16,674.06				
										Local Funds	CN	$0.00	$5,558.02	$5,558.02				
Performance Measure Impacted: Pavement Condition																		
Nappanee	2100437	Init.	MS NA	Surface Treatment, Microsurface	CHIPPEWA DR, JESSICA CT, NAVAJO DR, PARK DR, WALNUT ST	Fort Wayne	0	STBG	$38,354.51	Local Funds	CN	$0.00	$9,588.63	$9,588.63				
										Community Crossing Grant Fund	CN	$28,765.88	$0.00	$28,765.88				
Performance Measure Impacted: Pavement Condition																		
Indiana Department of Transportation	39851 / 1600517	Init.	US 20	Added Travel Lanes	US 20 from SR 15 to 4.14 miles E of SR 15 (CR 35)	Fort Wayne	4.113	STBG	$30,367,831.00	Toll Lease Amendment Proceeds	CN	$19,435,412.00	$4,858,853.00	$24,294,265.00				
										Local Funds	CN	$4,858,852.80	$1,214,713.20	$6,073,566.00				
Performance Measure Impacted: Pavement Condition																		
Comments:Include DES 1802025, 1600517																		

*Estimated Costs left to Complete Project column is for costs that may extend beyond the four years of a STIP. This column is not fiscally constrained and is for information purposes.

SPONSOR	CONTRACT # / LEAD DES	STIP NAME	ROUTE	WORK TYPE	LOCATION	DISTRICT	MILES	FEDERAL CATEGORY	Total Cost of Project*	PROGRAM	PHASE	FEDERAL	MATCH	2022	2023	2024	2025	2026
Indiana Department of Transportation	41117 / 2000960	Init.	US 20	Bridge Deck Overlay	WB Bridge over Baugo Creek, 0.81 miles W of SR 19.	Fort Wayne	0	NHPP	$5,040,760.00	Bridge Construction	CN	$3,276,608.00	$819,152.00			$4,095,760.00		
Performance Measure Impacted: Bridge Condition																		
Comments:Include DES 1800618, 2000950, 2000959, 2000960																		
Elkhart County	41142 / 1702848	Init.	IR 1042	HMA Overlay, Structural	CR 40: from SR 19 to CR 7	Fort Wayne	1	STBG	$3,202,085.00	Group IV Program	CN	$1,910,276.00	$0.00		$1,910,276.00			
										Local Funds	CN	$0.00	$477,569.00		$477,569.00			
Performance Measure Impacted: Pavement Condition																		
Comments:Include DES 1702848																		
Nappanee	41150 / 1702862	Init.	ST 1043	Road Rehabilitation (3 R/4R Standards)	Woodview Dr. from N. Main St. (SR 19) to Oakland Ave. (Co Rd 7)	Fort Wayne	.92	STBG	$5,635,530.00	Group III Program	CN	$3,892,000.00	$0.00		$3,892,000.00			
										Local Funds	CN	$0.00	$973,000.00		$973,000.00			
Comments:Include DES 1702862																		
Indiana Department of Transportation	41560 / 1800039	Init.	SR 15	Intersect. Improv. W/ Added Turn Lanes	1.03 miles S of US 20 (at CR 18)	Fort Wayne	.43	STBG	$872,307.00	Toll Lease Amendment Proceeds	RW	$40,000.00	$10,000.00	$50,000.00				
										Safety Construction	CN	$479,853.60	$119,963.40		$99,000.00	$500,817.00		
Performance Measure Impacted: Safety																		
Comments:Include DES 1800039																		
Indiana Department of Transportation	41562 / 1800057	Init.	SR 19	Replace Superstructure	Over Christiana Creek, 2.43 Miles South of I-90.	Fort Wayne	.3	NHPP	$4,656,396.00	Toll Lease Amendment Proceeds	CN	$3,144,252.80	$786,063.20		$3,930,316.00			
										Toll Lease Amendment Proceeds	RW	$20,000.00	$5,000.00	$25,000.00				
Performance Measure Impacted: Bridge Condition																		
Comments:Include DES 1800057																		
Elkhart	41845 / 1900821	Init.	ST 1050	New Bridge, Other	Hively Avenue, east of Main Street, Crossing the Norfolk Southern Railway	Fort Wayne	0	STBG	$24,412,818.59	Toll Lease Amendment Proceeds	PE	$211,608.00	$52,902.00	$264,510.00				
										Toll Lease Amendment Proceeds	RW	$2,100,000.00	$525,000.00	$2,625,000.00				
										Statewide Construction	PE	$1,496,332.67	$374,083.16		$1,870,415.84			
										Local TRAXX program	CN	$7,711,200.00	$1,927,800.00		$9,639,000.00			
										Local Funds	RW	$700,000.00	$175,000.00	$875,000.00				

*Estimated Costs left to Complete Project column is for costs that may extend beyond the four years of a STIP. This column is not fiscally constrained and is for information purposes.

SPONSOR	CONTRACT # / LEAD DES	STIP NAME	ROUTE	WORK TYPE	LOCATION	DISTRICT	MILES	FEDERAL CATEGORY	Total Cost of Project*	PROGRAM	PHASE	FEDERAL	MATCH	2022	2023	2024	2025	2026
Elkhart	41845 / 1900821	Init.	ST 1050	New Bridge, Other	Hively Avenue, east of Main Street, Crossing the Norfolk Southern Railway	Fort Wayne	0	STBG	$24,412,818.59	Local Funds	CN	$5,539,461.40	$1,384,865.35		$6,924,326.75			
Comments:Include DES 1801933, 2001662, 1900821																		
Elkhart County	41846 / 1801913	Init.	ST 2731	New Bridge Construction	Sunnyside Ave / Mall Dr at US 33 (Main Street) over Norfolk Southern Railroad	Fort Wayne	.68	STBG	$36,043,360.17	Local TRAXX program	CN	$7,292,214.33	$1,823,053.58		$9,115,267.92			
										Local Funds	PE	$138,240.00	$34,560.00		$172,800.00			
										Toll Lease Amendment Proceeds	RW	$121,083.20	$30,270.80	$151,354.00				
										Local Funds	CN	$9,436,029.63	$2,359,007.40		$11,795,037.04			
										Statewide ROW	RW	$3,647,737.66	$911,934.41		$4,559,672.08			
										Statewide Construction	PE	$1,931,207.52	$482,801.88		$2,414,009.41			
										Local Funds	RW	$1,390,153.95	$347,538.48	$47,796.00	$1,689,896.44			
										Statewide Consulting	PE	$73,260.22	$18,315.05	$91,575.28				
										Toll Lease Amendment Proceeds	PE	$1,930,840.00	$482,710.00	$2,413,550.00				
Performance Measure Impacted: Bridge Condition																		
Comments:Include DES 1900836, 2001723, 2001724, 2100065, 1801913																		
Elkhart County	41953 / 1900465	Init.	IR 4761	Bridge Replacement	Bridge No 312: on CR 142 over Turkey Creek	Fort Wayne	.095	STBG	$2,581,939.00	Local Funds	CN	$0.00	$448,898.00			$448,898.00		
										Local Funds	RW	$0.00	$7,537.80		$7,537.80			
										Local Bridge Program	RW	$30,151.20	$0.00		$30,151.20			
										Local Bridge Program	CN	$1,795,592.00	$0.00			$1,795,592.00		
Performance Measure Impacted: Bridge Condition																		
Comments:Include DES 1900465																		
Indiana Department of Transportation	42378 / 1900073	Init.	SR 13	Small Structure Replacement	0.90 Miles South of US 6, Carries UNT of Turkey Creek.	Fort Wayne	1	STBG	$2,084,086.00	Toll Lease Amendment Proceeds	CN	$44,000.00	$11,000.00	$55,000.00				
										Toll Lease Amendment Proceeds	RW	$64,000.00	$16,000.00	$80,000.00				

*Estimated Costs left to Complete Project column is for costs that may extend beyond the four years of a STIP. This column is not fiscally constrained and is for information purposes.

SPONSOR	CONTRACT # / LEAD DES	STIP NAME	ROUTE	WORK TYPE	LOCATION	DISTRICT	MILES	FEDERAL CATEGORY	Total Cost of Project*	PROGRAM	PHASE	FEDERAL	MATCH	2022	2023	2024	2025	2026
Indiana Department of Transportation	42378 / 1900073	Init.	SR 13	Small Structure Replacement	0.90 Miles South of US 6, Carries UNT of Turkey Creek.	Fort Wayne	1	STBG	$2,084,086.00	Bridge Construction	CN	$1,141,188.80	$285,297.20			$1,426,486.00		
Performance Measure Impacted: Bridge Condition																		
Comments:Include DES 1900229, 1900270, 1900073																		
Indiana Department of Transportation	42379 / 1900095	Init.	US 20	Added Travel Lanes	US 20 from 2.13 miles W of SR 13 (CR 35) to SR 13	Fort Wayne	2.53	NHPP	$31,801,692.00	Toll Lease Amendment Proceeds	RW	$1,600,000.00	$400,000.00	$2,000,000.00				
										Mobility Construction	CN	$22,053,921.60	$5,513,480.40		$219,652.00	$27,347,750.00		
Performance Measure Impacted: Pavement Condition																		
Comments:Include DES, 1900095																		
Indiana Department of Transportation	42403 / 1901462	Init.	US 6	Bridge Thin Deck Overlay	Bridge over WAGNER DITCH, 03.86 West of SR 15.	Fort Wayne	0	NHPP	$1,037,560.70	Bridge Construction	CN	$512,455.20	$128,113.80	$640,569.00				
Performance Measure Impacted: Bridge Condition																		
Comments:Include DES 1383525, 1601969, 1901462																		
Indiana Department of Transportation	42467 / 1901495	Init.	US 20	Bridge Deck Overlay	EB Bridge over CR 17 NB/SB, 03.10 East of US 33.	Fort Wayne	0	NHPP	$3,085,700.00	Toll Lease Amendment Proceeds	CN	$2,609,304.00	$652,326.00	$3,261,630.00				
Performance Measure Impacted: Bridge Condition																		
Comments:Include DES 1901494, 1901496, 1901495																		
Indiana Department of Transportation	42476 / 1602099	Init.	SR 119	Bridge Replacement, Other Construction	Over Elkhart River, 0.36 miles W of SR 15	Fort Wayne	.2	STBG	$2,634,869.00	Toll Lease Amendment Proceeds	RW	$76,000.00	$19,000.00	$95,000.00				
										Toll Lease Amendment Proceeds	CN	$2,077,910.40	$519,477.60	$2,597,388.00				
Comments:Include DES 1602099																		
Indiana Department of Transportation	42477 / 1600219	Init.	US 20	HMA Overlay, Preventive Maintenance	From SR 13 to 2.48 Miles East of SR 13 (at the Elkhart/Lagrange County Line).	Fort Wayne	2.39	NHPP	$7,099,053.00	Toll Lease Amendment Proceeds	CN	$5,523,242.40	$1,380,810.60	$6,904,053.00				
										Toll Lease Amendment Proceeds	RW	$48,000.00	$12,000.00	$60,000.00				
Performance Measure Impacted: Pavement Condition																		
Comments:Include DES 1600420, 1600421, 1600219																		
Indiana Department of Transportation	42478 / 1700129	Init.	SR 15	Intersect. Improv. W/ Added Turn Lanes	SR 15 at CR 142, 4.64 miles N of US 6	Fort Wayne	.46	NHPP	$1,890,504.00	Toll Lease Amendment Proceeds	RW	$28,000.00	$7,000.00	$35,000.00				
										Toll Lease Amendment Proceeds	CN	$917,646.40	$229,411.60	$1,147,058.00				
Performance Measure Impacted: Safety																		
Comments:Include DES 1600518, 1700129																		
Indiana Department of Transportation	42585 / 1902645	Init.	SR 120	Pavement Replacement	From 0.86 Miles West of SR 15 - West JCT, to 0.41 Miles East of SR 15 - East JCT.in Bristol.	Fort Wayne	1.26	STBG	$7,540,162.00	Toll Lease Amendment Proceeds	CN	$1,632,006.04	$0.00		$85,000.00	$1,547,006.04		

*Estimated Costs left to Complete Project column is for costs that may extend beyond the four years of a STIP. This column is not fiscally constrained and is for information purposes.

SPONSOR	CONTRACT # / LEAD DES	STIP NAME	ROUTE	WORK TYPE	LOCATION	DISTRICT	MILES	FEDERAL CATEGORY	Total Cost of Project*	PROGRAM	PHASE	FEDERAL	MATCH	2022	2023	2024	2025	2026
Indiana Department of Transportation	42585 / 1902645	Init.	SR 120	Pavement Replacement	From 0.86 Miles West of SR 15 - West JCT, to 0.41 Miles East of SR 15 - East JCT.in Bristol.	Fort Wayne	1.26	STBG	$7,540,162.00	Toll Lease Amendment Proceeds	RW	$145,000.00	$0.00		$145,000.00			
										Road Construction	CN	$6,528,025.00	$0.00		$85,000.00	$6,443,025.00		
Performance Measure Impacted: Pavement Condition																		
Comments:Include DES 1902646, 1902645																		
Indiana Department of Transportation	42691 / 1902893	Init.	US 20	Small Structures & Drains Construction	2 Locations on US 20 in Elkhart County between RP's 90+14 and 112+11.	Fort Wayne	22.99	NHPP	$483,415.00	Toll Lease Amendment Proceeds	CN	$251,644.00	$62,911.00	$10,000.00	$304,555.00			
										Toll Lease Amendment Proceeds	RW	$8,000.00	$2,000.00	$10,000.00				
Performance Measure Impacted: Safety																		
Comments:Include DES 1902893																		
Elkhart County	42769 / 1902829	Init.	IR 6820	Bridge Replacement	Bridge 145: on County Road 26 over Baugo Creek	Fort Wayne	.296	STBG	$2,952,347.40	Local Funds	CN	$0.00	$477,362.40				$477,362.40	
										Local Funds	RW	$0.00	$10,768.00		$10,768.00			
										Local Bridge Program	CN	$1,909,449.00	$0.00				$1,909,449.00	
										Local Bridge Program	RW	$43,073.00	$0.00		$43,073.00			
Performance Measure Impacted: Bridge Condition																		
Comments:Include DES 1902829																		
Indiana Department of Transportation	43114 / 2000275	Init.	US 20	Substructure Repair And Rehabilitation	US 20, CR 1 over US 20 EB/WB , 2.16 miles W of SR 19	Fort Wayne	0	NHPP	$206,280.00	Bridge Construction	CN	$50,636.00	$12,659.00	$63,295.00				
										Toll Lease Amendment Proceeds	CN	$62,608.00	$15,652.00	$78,260.00				
Performance Measure Impacted: Safety																		
Comments:Include DES 2000204, 2000277, 2000275																		
Indiana Department of Transportation	43190 / 2001535	Init.	VA VARI	Traffic Signals Modernization	Various Locations within the Fort Wayne District.	Fort Wayne	1	STBG	$2,174,253.00	Safety Construction	CN	$1,438,922.40	$359,730.60		$1,798,653.00			
Performance Measure Impacted: Safety																		
Comments:Include DES 2001535																		
Indiana Department of Transportation	43313 / 2001822	Init.	SR 15	Bridge Deck Overlay	SR 15 over NS RR, ROCK RUN CREEK, 00.10 N of US 33	Fort Wayne	0	STBG	$8,278,462.00	Toll Lease Amendment Proceeds	PE	$853,552.00	$213,388.00	$1,066,940.00				
										Bridge Construction	CN	$5,739,736.00	$1,434,934.00				$7,174,670.00	
Performance Measure Impacted: Bridge Condition																		
Comments:Include DES 2002137, 2002138, 2001822																		

*Estimated Costs left to Complete Project column is for costs that may extend beyond the four years of a STIP. This column is not fiscally constrained and is for information purposes.

SPONSOR	CONTRACT # / LEAD DES	STIP NAME	ROUTE	WORK TYPE	LOCATION	DISTRICT	MILES	FEDERAL CATEGORY	Total Cost of Project*	PROGRAM	PHASE	FEDERAL	MATCH	2022	2023	2024	2025	2026
Indiana Department of Transportation	43314 / 2001821	Init.	SR 120	HMA Overlay, Preventive Maintenance	From 0.41 Miles East of SR 15 East Jct. (R/R Tracks) to SR 13.	Fort Wayne	6.321	STBG	$8,319,117.00	Safety ROW	RW	$160,000.00	$40,000.00			$200,000.00		
										Safety Consulting	PE	$856,000.00	$214,000.00	$1,070,000.00				
										Road Construction	CN	$2,602,300.00	$650,575.00				$3,252,875.00	
										Safety Construction	CN	$2,956,513.60	$739,128.40				$3,695,642.00	
Performance Measure Impacted: Pavement Condition																		
Comments:Include DES 1800045, 2000024, 2001821																		
Indiana Department of Transportation	43315 / 2001854	Init.	SR 13	HMA Overlay, Preventive Maintenance	From 1.00 Miles South of US 6 West Jct. to US 6 West Jct.	Fort Wayne	1.009	STBG	$5,892,034.00	Bridge ROW	RW	$248,000.00	$62,000.00			$310,000.00		
										Bridge Consulting	PE	$1,457,071.20	$364,267.80	$1,821,339.00				
										Road Construction	CN	$3,948,315.20	$987,078.80				$4,935,394.00	
Performance Measure Impacted: Pavement Condition																		
Comments:Include DES 2002239, 2002247, 2002262, 2002263, 2002355, 2002356, 2002358, 2001854																		
Indiana Department of Transportation	43460 / 2001164	Init.	US 6	HMA Overlay, Preventive Maintenance	From SR 15 to US 33 West Jct.	Fort Wayne	7.7	Safety	$13,662,346.00	Road Construction	CN	$10,929,876.80	$2,732,469.20			$13,662,346.00		
Performance Measure Impacted: Pavement Condition																		
Comments:Include DES 2001165, 2001164																		
Indiana Department of Transportation	43586 / 2100066	Init.	US 20	Concrete Pavement Restoration (CPR)	From 3.23 Miles West of SR 19 (St. Joseph/Elkhart County Line) to 2.64 Miles West of SR 15.	Fort Wayne	10.57	NHPP	$2,400,851.00	District Other Construction	CN	$1,040,000.00	$260,000.00	$1,300,000.00				
Performance Measure Impacted: Pavement Condition																		
Comments:Include DES 2100066																		
Elkhart County	43618 / 2003071	Init.	IR 8042	Bridge Replacement	Elkhart Co Br 233 on CR 36 over Yellow Creek	Fort Wayne	.085	STBG	$1,593,696.00	Local Bridge Program	CN	$1,015,230.00	$0.00					$1,015,230.00
										Local Funds	PE	$0.00	$53,204.00	$53,204.00				
										Local Bridge Program	PE	$212,816.00	$0.00	$212,816.00				
										Local Funds	CN	$0.00	$253,807.00					$253,807.00
										Local Bridge Program	RW	$34,967.00	$0.00				$34,967.00	
										Local Funds	RW	$0.00	$8,742.00				$8,742.00	
Performance Measure Impacted: Bridge Condition																		

*Estimated Costs left to Complete Project column is for costs that may extend beyond the four years of a STIP. This column is not fiscally constrained and is for information purposes.

SPONSOR	CONTRACT # / LEAD DES	STIP NAME	ROUTE	WORK TYPE	LOCATION	DISTRICT	MILES	FEDERAL CATEGORY	Total Cost of Project*	PROGRAM	PHASE	FEDERAL	MATCH	2022	2023	2024	2025	2026
Comments:Include DES 2003071																		
Indiana Department of Transportation	43795 / 2100706	Init.	SR 19	Bridge Deck Overlay	Bridge over I-90 EB/WB, 09.15 Miles North of US 20.	Fort Wayne	0	STBG	$2,351,898.00	Bridge Consulting	PE	$226,400.00	$56,600.00	$283,000.00				
										Bridge Construction	CN	$1,655,118.40	$413,779.60					$2,068,898.00
Performance Measure Impacted: Bridge Condition																		
Comments:Include DES 2100705, 2100706																		
Indiana Department of Transportation	43800 / 2000027	Init.	US 33	Added Travel Lanes	US 33 from 4.9 miles S of SR 15 (CR 40) to 1.0 miles S of SR 15 (Monroe).	Fort Wayne	4.35	NHPP	$35,541,710.00	Mobility ROW	RW	$1,360,000.00	$340,000.00			$500,000.00	$1,200,000.00	
										Road Construction	CN	$6,767,873.60	$1,691,968.40				$50,000.00	$8,409,842.00
										Road Consulting	PE	$904,800.00	$226,200.00	$1,131,000.00				
										Mobility Consulting	PE	$2,408,000.00	$602,000.00	$3,010,000.00				
										Mobility Construction	CN	$16,992,694.40	$4,248,173.60				$200,000.00	$21,040,868.00
Performance Measure Impacted: Pavement Condition																		
Comments:Include DES 2100199, 2000027																		
Indiana Department of Transportation	43806 / 2100196	Init.	SR 13	HMA Overlay Minor Structural	From US 20 (RP 131.1) to 1.93 mi N. of US 20 (York Dr RP 133 .02).	Fort Wayne	2.17	NHPP	$12,636,457.00	Road Construction	CN	$8,777,165.60	$2,194,291.40				$65,000.00	$10,906,457.00
										Road ROW	RW	$432,000.00	$108,000.00				$540,000.00	
										Road Consulting	PE	$884,000.00	$221,000.00	$1,105,000.00				
Performance Measure Impacted: Pavement Condition																		
Comments:Include DES 2100203, 2100196																		
Indiana Department of Transportation	43844 / 2100172	Init.	SR 19	HMA Overlay, Preventive Maintenance	From 0.49 mi N. of US 6 (Berlin Court Ditch) to SR 119 (End of Gore N. of Roundabout).	Fort Wayne	4.133	STBG	$6,125,581.00	Road Consulting	PE	$483,472.00	$120,868.00	$604,340.00				
										Road ROW	RW	$56,000.00	$14,000.00				$70,000.00	
										Road Construction	CN	$3,020,132.80	$755,033.20				$15,000.00	$3,760,166.00
										Safety Construction	CN	$1,108,860.00	$277,215.00				$50,000.00	$1,336,075.00
										Safety ROW	RW	$32,000.00	$8,000.00				$40,000.00	
										Safety Consulting	PE	$200,000.00	$50,000.00	$250,000.00				

*Estimated Costs left to Complete Project column is for costs that may extend beyond the four years of a STIP. This column is not fiscally constrained and is for information purposes.

SPONSOR	CONTRACT # / LEAD DES	STIP NAME	ROUTE	WORK TYPE	LOCATION	DISTRICT	MILES	FEDERAL CATEGORY	Total Cost of Project*	PROGRAM	PHASE	FEDERAL	MATCH	2022	2023	2024	2025	2026

Performance Measure Impacted: Pavement Condition

Comments:Include DES 2100013, 2100172

Elkhart County Total

Federal: $213,794,731.58 Match :$52,396,575.14 2022: $72,087,037.87 2023: $63,071,634.48 2024: $58,522,190.04 2025: $23,719,101.40 2026: $48,791,343.00

*Estimated Costs left to Complete Project column is for costs that may extend beyond the four years of a STIP. This column is not fiscally constrained and is for information purposes.

SPONSOR	CONTRACT # / LEAD DES	STIP NAME	ROUTE	WORK TYPE	LOCATION	DISTRICT	MILES	FEDERAL CATEGORY	Total Cost of Project*	PROGRAM	PHASE	FEDERAL	MATCH	2022	2023	2024	2025	2026
Fayette County																		
Fayette County	1902030	Init.	IR 1001	Bridge Inspections	Countywide Bridge Inspection and Inventory Program for Cycle Years 2020-2023	Greenfield	0	STBG	$161,309.06	Local Bridge Program	PE	$73,322.57	$0.00	$10,299.90	$39,244.35	$23,778.32		
										Local Funds	PE	$0.00	$18,330.65	$2,574.98	$9,811.09	$5,944.58		
Performance Measure Impacted: Bridge Condition																		
Fayette County	2003024	Init.	IR 1300	Bridge Replacement	12th St (Co Rd 50 N)	Greenfield	.06	STBG	$1,405,000.00	Local Funds	RW	$0.00	$30,000.00			$30,000.00		
										Group IV Program	CN	$900,000.00	$0.00					$900,000.00
										Local Funds	CN	$0.00	$225,000.00					$225,000.00
										Group IV Program	PE	$200,000.00	$0.00	$200,000.00				
										Local Funds	PE	$0.00	$50,000.00	$50,000.00				
Performance Measure Impacted: Bridge Condition																		
Fayette County	41307 / 1702761	Init.	IR 1017	Bridge Replacement	Bridge90 on Waterloo Rd over Lick Creek- 300' north of Connersville City Limits	Greenfield	.01	STBG	$1,801,945.00	Local Bridge Program	CN	$1,296,000.00	$0.00	$1,296,000.00				
										Local Funds	CN	$0.00	$324,000.00	$324,000.00				
Performance Measure Impacted: Bridge Condition																		
Comments:Include DES 1702761																		
Indiana Department of Transportation	41507 / 1702898	Init.	SR 1	HMA Overlay Minor Structural	SR 1, from 8.64 mi. S. of SR 44 E. Jct. (Fayette/Franklin County line) to SR 44 E. Jct	Greenfield	8.638	NHPP	$4,602,225.00	Road Construction	CN	$3,264,800.00	$816,200.00		$4,081,000.00			
										Road Consulting	PE	$8,000.00	$2,000.00	$10,000.00				
Performance Measure Impacted: Pavement Condition																		
Comments:Include DES 1702898																		
Indiana Department of Transportation	43564 / 2001978	Init.	SR 121	Small Structures & Drains Construction	39.594241, -85.161251	Greenfield	14.257	STBG	$302,524.00	Bridge Consulting	PE	$154,019.20	$38,504.80	$192,524.00				
										Bridge Construction	CN	$88,000.00	$22,000.00				$110,000.00	
Performance Measure Impacted: Safety																		
Comments:Include DES 2001978																		
Indiana Department of Transportation	43936 / 2100274	Init.	SR 1	Small Structures & Drains Construction	SR 1, 2.73 MI S of SR 44	Greenfield	8.639	STBG	$1,192,640.00	Bridge Construction	CN	$480,000.00	$120,000.00					$600,000.00
										Road Consulting	PE	$192,000.00	$48,000.00	$240,000.00				

*Estimated Costs left to Complete Project column is for costs that may extend beyond the four years of a STIP. This column is not fiscally constrained and is for information purposes.

Indiana Department of Transportation (INDOT)
State Preservation and Local Initiated Projects FY 2022 - 2026

SPONSOR	CONTRACT # / LEAD DES	STIP NAME	ROUTE	WORK TYPE	LOCATION	DISTRICT	MILES	FEDERAL CATEGORY	Total Cost of Project*	PROGRAM	PHASE	FEDERAL	MATCH	2022	2023	2024	2025	2026
Indiana Department of Transportation	43936 / 2100274	Init.	SR 1	Small Structures & Drains Construction	SR 1, 2.73 MI S of SR 44	Greenfield	8.639	STBG	$1,192,640.00	Road ROW	RW	$12,000.00	$3,000.00			$15,000.00		
Performance Measure Impacted: Safety																		
Comments:Include DES 2100278, 2100274																		

Fayette County Total

Federal: $6,668,141.77 Match :$1,697,035.45 2022: $2,325,398.88 2023: $4,130,055.44 2024: $74,722.90 2025: $110,000.00 2026: $1,725,000.00

*Estimated Costs left to Complete Project column is for costs that may extend beyond the four years of a STIP. This column is not fiscally constrained and is for information purposes.

SPONSOR	CONTRACT # / LEAD DES	STIP NAME	ROUTE	WORK TYPE	LOCATION	DISTRICT	MILES	FEDERAL CATEGORY	Total Cost of Project*	PROGRAM	PHASE	FEDERAL	MATCH	2022	2023	2024	2025	2026
Floyd County																		
Indiana Department of Transportation	39904 / 1592476	Init.	SR 111	Slide Correction	6.6 miles S of Budd Road	Seymour	1.068	NHPP	$7,391,488.00	Road ROW	RW	$45,932.00	$11,483.00	$57,415.00				
Performance Measure Impacted: Safety																		
Comments:Include DES 1592476																		
Indiana Department of Transportation	40346 / 1701091	Init.	I 265	Bridge Deck Replacement	00.89 mile W of I-65 at Admore Lane, Silver Creek EBL	Seymour	0	NHPP	$21,788,396.00	Bridge Construction	CN	$3,168,452.70	$352,050.30		$3,520,503.00			
Performance Measure Impacted: Bridge Condition																		
Indiana Department of Transportation	40406 / 1700207	Init.	I 64	Bridge Deck Replacement	00.73 mile E of US 150 at Quarry Road	Seymour	0	NHPP	$5,827,606.00	Bridge Consulting	PE	$90,000.00	$10,000.00	$100,000.00				
										Bridge Construction	CN	$2,694,751.20	$299,416.80	$2,994,168.00				
Performance Measure Impacted: Bridge Condition																		
Indiana Department of Transportation	40415 / 1700209	Init.	US 150	Intersect. Improv. W/ Added Turn Lanes	At the intersection of US 150 and Maple Road	Seymour	.11	STBG	$1,228,588.00	Safety ROW	RW	$48,000.00	$12,000.00	$60,000.00				
										Safety Construction	CN	$623,848.00	$155,962.00		$779,810.00			
Performance Measure Impacted: Safety																		
Comments:Include DES 1700209																		
Indiana Department of Transportation	40980 / 1800807	Init.	I 265	Bridge Deck Overlay	00.43 mile E of SR 311, Payne-Koehler Road over I-265 EB/W B	Seymour	0	NHPP	$21,788,396.00	Bridge Construction	CN	$892,029.60	$99,114.40		$991,144.00			
Performance Measure Impacted: Bridge Condition																		
Comments:Include DES 1800807																		
Indiana Department of Transportation	40988 / 1800426	Init.	US 150	Bridge Thin Deck Overlay	02.46 miles E of SR 335 over Jersey Park Creek	Seymour	0	STBG	$1,564,198.00	Bridge Construction	CN	$170,891.20	$42,722.80		$213,614.00			
Performance Measure Impacted: Bridge Condition																		
Comments:Include DES 1702621, 1800426																		
Indiana Department of Transportation	42233 / 1900118	Init.	US 150	Intersect. Improv. W/ Added Turn Lanes	At Scenic Valley/Brush College Rd, 2.78 miles W of I-64	Seymour	0	STBG	$3,387,023.00	Safety Construction	CN	$412,350.40	$103,087.60			$515,438.00		
										Mobility Construction	CN	$1,681,268.00	$420,317.00			$2,101,585.00		
										Safety ROW	RW	$16,000.00	$4,000.00	$20,000.00				
										Mobility ROW	RW	$200,000.00	$50,000.00		$250,000.00			
Performance Measure Impacted: Safety																		
Comments:Include DES 1900366, 1900118																		
Indiana Department of Transportation	42570 / 1900162	Init.	I 64	Added Travel Lanes	From US 150 to I-64 and Spring Street interchange	Seymour	5.67	NHPP	$150,590,813.00	Mobility Consulting	PE	$13,500,000.00	$1,500,000.00	$15,000,000.00				

*Estimated Costs left to Complete Project column is for costs that may extend beyond the four years of a STIP. This column is not fiscally constrained and is for information purposes.

SPONSOR	CONTRACT # / LEAD DES	STIP NAME	ROUTE	WORK TYPE	LOCATION	DISTRICT	MILES	FEDERAL CATEGORY	Total Cost of Project*	PROGRAM	PHASE	FEDERAL	MATCH	2022	2023	2024	2025	2026
Indiana Department of Transportation	42570 / 1900162	Init.	I 64	Added Travel Lanes	From US 150 to I-64 and Spring Street interchange	Seymour	5.67	NHPP	$150,590,813.00	Safety Consulting	PE	$225,000.00	$25,000.00	$250,000.00				
										Mobility ROW	RW	$225,000.00	$25,000.00		$250,000.00			
Performance Measure Impacted: Pavement Condition																		
Comments:Include DES 1800405, 1800706, 2100019, 1900162																		
Indiana Department of Transportation	42597 / 1800318	Init.	SR 64	Intersect. Improv. W/ Added Turn Lanes	At intersection of Copperfield Dr. in Georgetown	Seymour	0	STBG	$993,989.44	Mobility ROW	RW	$136,000.00	$34,000.00	$170,000.00				
Performance Measure Impacted: Safety																		
Comments:Include DES 1800318																		
Indiana Department of Transportation	42642 / 1801010	Init.	SR 335	Small Structure Replacement	0.82 mi N of US 150	Seymour	0	STBG	$411,036.00	Bridge Construction	CN	$151,804.80	$37,951.20		$189,756.00			
Performance Measure Impacted: Bridge Condition																		
Comments:Include DES 1801010																		
Indiana Department of Transportation	42851 / 2000357	Init.	SR 111	Bridge Deck Overlay	bridge over Middle Creek, 01.25 mile S SR 62	Seymour	0	STBG	$795,702.00	Bridge Construction	CN	$485,441.60	$121,360.40			$606,802.00		
										Bridge ROW	RW	$160,000.00	$40,000.00		$200,000.00			
Performance Measure Impacted: Bridge Condition																		
Indiana Department of Transportation	42865 / 2000307	Init.	SR 64	Bridge Thin Deck Overlay	bridge over Georgetown Creek , 04.32 W I-64	Seymour	0	STBG	$474,183.00	Bridge Construction	CN	$576,448.80	$144,112.20			$720,561.00		
Performance Measure Impacted: Bridge Condition																		
Comments:Include DES 2000352, 2000307																		
Indiana Department of Transportation	42873 / 2000144	Init.	I 64	Bridge Deck Overlay	EB Bridge over Yenowine Road , 00.40 miles W of SR 64	Seymour	0	NHPP	$2,563,478.00	Bridge Consulting	PE	$44,010.00	$4,890.00	$48,900.00				
										Bridge Construction	CN	$1,825,464.60	$202,829.40		$2,028,294.00			
Performance Measure Impacted: Bridge Condition																		
Comments:Include DES 2000145, 2000144																		
Indiana Department of Transportation	42894 / 2000335	Init.	I 265	Bridge Deck Overlay	EB bridge over Jacobs Creek, 00.79 mile E SR 311	Seymour	0	NHPP	$21,788,396.00	Bridge Construction	CN	$8,676,927.90	$964,103.10		$30,000.00	$9,611,031.00		
Performance Measure Impacted: Bridge Condition																		
Comments:Include DES 1701091, 1701093, 1701094, 2000317, 2000318, 2000319, 2000321, 2000323, 2000324, 2000326, 2000334, 2000346, 2000335																		
Indiana Department of Transportation	42900 / 2000166	Init.	I 265	Bridge Deck Overlay	Green Valley Road over I-265 EB/WB, 01.29 mile W of SR 111	Seymour	0	NHPP	$1,246,453.00	Bridge Construction	CN	$1,199,457.00	$133,273.00		$1,332,730.00			
										Bridge Consulting	PE	$108,000.00	$12,000.00	$120,000.00				
Performance Measure Impacted: Bridge Condition																		
Comments:Include DES 2000166																		

*Estimated Costs left to Complete Project column is for costs that may extend beyond the four years of a STIP. This column is not fiscally constrained and is for information purposes.

SPONSOR	CONTRACT # / LEAD DES	STIP NAME	ROUTE	WORK TYPE	LOCATION	DISTRICT	MILES	FEDERAL CATEGORY	Total Cost of Project*	PROGRAM	PHASE	FEDERAL	MATCH	2022	2023	2024	2025	2026
Indiana Department of Transportation	43345 / 2000288	Init.	VA VARI	Interchange Modification	AT ramp junctions with Spring St, Spring St from 5th St to State St, 5th, Washington Place	Seymour	0	STBG	$5,619,978.00	Mobility ROW	RW	$280,000.00	$70,000.00	$350,000.00				
										Mobility Consulting	PE	$500,000.00	$125,000.00	$625,000.00				
										Mobility Construction	CN	$3,428,007.20	$857,001.80				$4,285,009.00	
Performance Measure Impacted: Safety																		
Comments:Include DES 2000233, 2000288																		
Indiana Department of Transportation	43730 / 2100560	Init.	I 265	Bridge Deck Overlay	Klerner Lane Bridge over I-265 EB/WB, 0.40 miles E of SR 111	Seymour	0	NHPP	$2,089,000.00	Bridge Consulting	PE	$337,500.00	$37,500.00	$375,000.00				
										Bridge ROW	RW	$9,000.00	$1,000.00		$10,000.00			
Performance Measure Impacted: Bridge Condition																		
Comments:Include DES 2100560																		
Indiana Department of Transportation	43761 / 2100244	Init.	SR 111	Slide Correction	0.7 miles south of I-64 overpass	Seymour	.03	STBG	$4,819,796.00	Road Consulting	PE	$240,000.00	$60,000.00	$300,000.00				
										Road ROW	RW	$16,000.00	$4,000.00		$20,000.00			
Performance Measure Impacted: Safety																		
Comments:Include DES 2100244																		

Floyd County Total

Federal: $42,167,585.00 Match :$5,959,175.00 2022: $20,470,483.00 2023: $9,815,851.00 2024: $13,555,417.00 2025: $4,285,009.00 2026:

*Estimated Costs left to Complete Project column is for costs that may extend beyond the four years of a STIP. This column is not fiscally constrained and is for information purposes.

SPONSOR	CONTRACT # / LEAD DES	STIP NAME	ROUTE	WORK TYPE	LOCATION	DISTRICT	MILES	FEDERAL CATEGORY	Total Cost of Project*	PROGRAM	PHASE	FEDERAL	MATCH	2022	2023	2024	2025	2026
Fountain County																		
Indiana Department of Transportation	2100140	Init.	SR 55	Other Intersection Improvement	SR 55 curve at CR 750 N/Covered Bridge Rd	Crawfordsville	.09	STBG	$10,000.00	Gainsharing	RW	$8,000.00	$2,000.00	$10,000.00				
Performance Measure Impacted: Safety																		
Fountain County	2100288	Init.	IR 1001	Bridge Inspections	Countywide Bridge Inspection and Inventory Program for Cycle Years 2022 & 2023	Crawfordsville	0	STBG	$392,348.80	Local Bridge Program	PE	$313,879.80	$0.00	$166,312.80	$147,567.00			
										Local Funds	PE	$0.00	$78,469.00	$41,578.00	$36,891.00			
Performance Measure Impacted: Bridge Condition																		
Indiana Department of Transportation	40572 / 1601021	Init.	US 136	Small Structure Replacement	1.84 mi W of US 41 N Jct	Crawfordsville	0	STBG	$2,026,567.00	Bridge Construction	CN	$1,243,125.60	$310,781.40	$1,553,907.00				
Performance Measure Impacted: Bridge Condition																		
Comments:Include DES 1600883, 1600894, 1601021																		
Indiana Department of Transportation	41590 / 1800100	Init.	SR 341	Replace Superstructure	over Dry Run; 1.52 mi N of I-74	Crawfordsville	0	STBG	$1,248,020.00	Bridge ROW	RW	$83,200.00	$20,800.00	$104,000.00				
										Bridge Construction	CN	$2,188,985.60	$547,246.40		$2,736,232.00			
Performance Measure Impacted: Bridge Condition																		
Comments:Include DES 1800098, 1800132, 1800134, 1800136, 1800100																		
Indiana Department of Transportation	41592 / 1800118	Init.	US 41	Small Structure Pipe Lining	0.03 mi S of SR 136 W jct	Crawfordsville	0	STBG	$3,960,703.00	Bridge Consulting	PE	$94,496.00	$23,624.00	$18,120.00	$100,000.00			
										Bridge Construction	CN	$2,520,370.40	$630,092.60		$3,150,463.00			
										Bridge ROW	RW	$51,200.00	$12,800.00	$59,000.00	$5,000.00			
Performance Measure Impacted: Safety																		
Comments:Include DES 1800111, 1800112, 1800115, 1800116, 1800125, 1800128, 1800129, 1800118																		
Indiana Department of Transportation	41614 / 1800192	Init.	US 136	HMA Overlay Minor Structural	From 1.53 mi W of US 41 N Jct to US 41 W Jct	Crawfordsville	1.52	STBG	$7,637,129.00	Road Consulting	PE	$8,000.00	$2,000.00	$10,000.00				
										Road Construction	CN	$5,812,743.20	$1,453,185.80		$7,265,929.00			
										Road ROW	RW	$84,000.00	$21,000.00	$105,000.00				
Performance Measure Impacted: Pavement Condition																		
Comments:Include DES 2000848, 2000872, 1800192																		
Indiana Department of Transportation	42050 / 1900648	Init.	I 74	HMA Overlay, Preventive Maintenance	From Illinois State Line to 0.4 mi E of US 41	Crawfordsville	15.93	NHPP	$18,614,373.00	Road Consulting	PE	$589,500.00	$65,500.00	$655,000.00				
										Road Construction	CN	$13,456,894.50	$1,495,210.50	$14,952,105.00				

*Estimated Costs left to Complete Project column is for costs that may extend beyond the four years of a STIP. This column is not fiscally constrained and is for information purposes.

SPONSOR	CONTRACT # / LEAD DES	STIP NAME	ROUTE	WORK TYPE	LOCATION	DISTRICT	MILES	FEDERAL CATEGORY	Total Cost of Project*	PROGRAM	PHASE	FEDERAL	MATCH	2022	2023	2024	2025	2026
Performance Measure Impacted: Pavement Condition																		
Comments:Include DES 1900649, 1900648																		
Indiana Department of Transportation	43427 / 2001882	Init.	SR 32	HMA Overlay, Preventive Maintenance	From 1.54 mi E of SR 63 to US 41	Crawfordsville	12.242	STBG	$10,479,128.00	Road Construction	CN	$6,605,031.20	$1,651,257.80				$8,256,289.00	
										Road Consulting	PE	$1,029,840.00	$257,460.00	$1,287,300.00				
										Road ROW	RW	$240,000.00	$60,000.00	$300,000.00				
Performance Measure Impacted: Pavement Condition																		
Comments:Include DES 2001835, 2001838, 2001882																		
Indiana Department of Transportation	43436 / 2002082	Init.	SR 341	Replace Superstructure	0.24 mi N of SR 55; over Little Shawnee Creek	Crawfordsville	.01	STBG	$1,020,205.00	Bridge ROW	RW	$32,000.00	$8,000.00		$40,000.00			
										Bridge Consulting	PE	$172,640.00	$43,160.00	$200,800.00	$5,000.00	$5,000.00	$5,000.00	
										Bridge Construction	CN	$611,524.00	$152,881.00		$40,000.00		$724,405.00	
Performance Measure Impacted: Bridge Condition																		
Comments:Include DES 2002082																		
Indiana Department of Transportation	43687 / 2100194	Init.	SR 234	HMA Overlay Minor Structural	From SR 63 to 2.5 mi W of US 41	Crawfordsville	9.292	STBG	$9,412,560.00	Road Consulting	PE	$728,000.00	$182,000.00	$910,000.00				
										Road Construction	CN	$6,762,048.00	$1,690,512.00			$15,000.00		$8,437,560.00
										Road ROW	RW	$40,000.00	$10,000.00			$50,000.00		
Performance Measure Impacted: Pavement Condition																		
Comments:Include DES 2100193, 2100194																		
Indiana Department of Transportation	43697 / 2100268	Init.	US 41	Small Structures & Drains Construction	From SR 47 to US 136 S Jct	Crawfordsville	15.696	STBG	$403,948.00	Bridge Construction	CN	$263,158.40	$65,789.60					$328,948.00
										Bridge Consulting	PE	$60,000.00	$15,000.00	$75,000.00				
Performance Measure Impacted: Safety																		
Comments:Include DES 2100268																		

Fountain County Total

Federal: $42,998,636.70 Match :$8,798,770.10 2022: $20,448,122.80 2023: $13,527,082.00 2024: $70,000.00 2025: $8,985,694.00 2026: $8,766,508.00

*Estimated Costs left to Complete Project column is for costs that may extend beyond the four years of a STIP. This column is not fiscally constrained and is for information purposes.

SPONSOR	CONTRACT # / LEAD DES	STIP NAME	ROUTE	WORK TYPE	LOCATION	DISTRICT	MILES	FEDERAL CATEGORY	Total Cost of Project*	PROGRAM	PHASE	FEDERAL	MATCH	2022	2023	2024	2025	2026
Franklin County																		
Franklin County	2101054	Init.	IR 1001	Bridge Inspections	Countywide Bridge Inspection and Inventory Program for Cycle Years 2022-2025	Seymour	0	STBG	$248,482.00	Local Funds	PE	$0.00	$49,696.00		$23,389.00	$2,692.00	$20,339.00	$3,276.00
										Local Bridge Program	PE	$198,786.00	$0.00		$93,558.00	$10,768.00	$81,354.00	$13,106.00
Performance Measure Impacted: Bridge Condition																		
Franklin County	38175 / 1500205	Init.	VA VARI	Bridge Inspections	Countywide Bridge Inspection and Inventory Program for Cycle Years 2018-2021	Seymour	0	STBG	$282,281.78	Local Bridge Program	PE	$11,395.78	$0.00	$11,395.78				
										Local Funds	PE	$0.00	$2,848.94	$2,848.94				
Performance Measure Impacted: Bridge Condition																		
Comments:Include DES 1500205																		
Indiana Department of Transportation	39400 / 1593049	Init.	SR 252	Bridge Deck Replacement	6.03 miles E of US 52, over Big Cedar Creek	Seymour	0	STBG	$3,169,245.00	Bridge ROW	RW	$18,240.00	$4,560.00	$22,800.00				
										Bridge Construction	CN	$1,605,699.20	$401,424.80	$2,007,124.00				
Performance Measure Impacted: Bridge Condition																		
Comments:Include DES 1600492, 1593049																		
Indiana Department of Transportation	40431 / 1700195	Init.	US 52	Slide Correction	0.1 mile S. of SR 252	Seymour	.05	NHPP	$8,341,781.68	Road ROW	RW	$524,952.00	$131,238.00	$356,190.00		$300,000.00		
										Road Construction	CN	$5,771,929.60	$1,442,982.40					$7,214,912.00
Performance Measure Impacted: Safety																		
Comments:Include DES 1700194, 1700195																		
Indiana Department of Transportation	40432 / 1701378	Init.	SR 1	Bridge Replacement	01.12 mile N of SR 101 at Butlers Run	Seymour	0	NHPP	$7,218,107.50	Bridge Consulting	PE	$119,200.00	$29,800.00		$149,000.00			
										Bridge ROW	RW	$144,000.00	$36,000.00	$180,000.00				
										Bridge Construction	CN	$4,716,033.60	$1,179,008.40	$30,000.00	$5,865,042.00			
Performance Measure Impacted: Bridge Condition																		
Comments:Include DES 1600482, 1701379, 1900164, 1701378																		
Indiana Department of Transportation	40441 / 1602283	Init.	US 52	Small Structure Replacement	At 1.84 miles E of SR 229	Seymour	0	STBG	$859,576.00	Bridge Construction	CN	$485,900.80	$121,475.20	$607,376.00				
										Bridge ROW	RW	$840.00	$210.00	$1,050.00				
Performance Measure Impacted: Bridge Condition																		
Comments:Include DES 1602283																		

*Estimated Costs left to Complete Project column is for costs that may extend beyond the four years of a STIP. This column is not fiscally constrained and is for information purposes.

SPONSOR	CONTRACT # / LEAD DES	STIP NAME	ROUTE	WORK TYPE	LOCATION	DISTRICT	MILES	FEDERAL CATEGORY	Total Cost of Project*	PROGRAM	PHASE	FEDERAL	MATCH	2022	2023	2024	2025	2026
Brookville	40882 / 1702969	Init.	ST 1023	Bike/Pedestrian Facilities	Sidewalk improvements along Fairfield Avenue, SR 101 and Oxford Pike	Seymour	1	STBG	$709,046.66	Local Funds	CN	$0.00	$128,282.37	$128,282.37				
										Local Transportation Alternatives	CN	$219,840.00	$0.00	$219,840.00				
Performance Measure Impacted: Reliability and Freight Reliability																		
Comments:Include DES 1702969																		
Indiana Department of Transportation	41517 / 1800202	Init.	SR 46	Intersection Improvement, Roundabout	Intersection of Huntersville Rd in Batesville	Seymour	0	STBG	$2,705,005.00	Safety Construction	CN	$1,840,184.00	$460,046.00		$2,300,230.00			
Performance Measure Impacted: Safety																		
Comments:Include DES 1800202																		
Indiana Department of Transportation	41521 / 1800280	Init.	US 52	Bridge Replacement	2.40 mi W of SR 1, at Little Cedar Creek	Seymour	0	NHPP	$2,298,641.00	Bridge ROW	RW	$40,000.00	$10,000.00	$50,000.00				
										Bridge Construction	CN	$1,548,988.80	$387,247.20				$1,936,236.00	
Performance Measure Impacted: Bridge Condition																		
Comments:Include DES 1800280																		
Indiana Department of Transportation	41522 / 1800085	Init.	US 52	Slide Correction	0.5 miles West of SR1/SR101	Seymour	.667	STBG	$4,651,176.00	Road ROW	RW	$240,000.00	$60,000.00	$300,000.00				
										Road Construction	CN	$3,120,808.80	$780,202.20		$3,901,011.00			
Performance Measure Impacted: Safety																		
Comments:Include DES 1800085																		
Indiana Department of Transportation	41868 / 1900690	Init.	US 52	HMA Overlay, Preventive Maintenance	0.7 miles E of SR 252 (Blue Creek Rd) to E Jct of SR 1	Seymour	4.51	STBG	$1,575,560.22	Road Construction	CN	$1,160,000.00	$290,000.00	$1,450,000.00				
Performance Measure Impacted: Pavement Condition																		
Comments:Include DES 1900690																		
Indiana Department of Transportation	42398 / 1802989	Init.	I 74	Replace Superstructure	01.39 mile W of SR 229, CR 800S @ I-74	Seymour	0	NHPP	$1,908,604.00	Bridge ROW	RW	$22,500.00	$2,500.00	$25,000.00				
										Bridge Consulting	PE	$55,800.00	$6,200.00			$62,000.00		
										Bridge Construction	CN	$1,639,443.60	$182,160.40			$1,821,604.00		
Performance Measure Impacted: Bridge Condition																		
Comments:Include DES 1802989																		
Indiana Department of Transportation	42528 / 1803000	Init.	US 52	Bridge Replacement	03.03 miles W of SR 1 @ Yellow Bank Creek	Seymour	0	STBG	$6,930,557.00	Bridge Construction	CN	$3,972,941.60	$993,235.40		$140,000.00	$4,826,177.00		
										Bridge Consulting	PE	$74,720.00	$18,680.00	$26,500.00	$3,900.00	$63,000.00		

*Estimated Costs left to Complete Project column is for costs that may extend beyond the four years of a STIP. This column is not fiscally constrained and is for information purposes.

SPONSOR	CONTRACT # / LEAD DES	STIP NAME	ROUTE	WORK TYPE	LOCATION	DISTRICT	MILES	FEDERAL CATEGORY	Total Cost of Project*	PROGRAM	PHASE	FEDERAL	MATCH	2022	2023	2024	2025	2026
Indiana Department of Transportation	42528 / 1803000	Init.	US 52	Bridge Replacement	03.03 miles W of SR 1 @ Yellow Bank Creek	Seymour	0	STBG	$6,930,557.00	Bridge ROW	RW	$68,000.00	$17,000.00	$85,000.00				
Performance Measure Impacted: Bridge Condition																		
Comments:Include DES 1801012, 1801030, 2000310, 2000360, 1803000																		
Indiana Department of Transportation	42630 / 1900192	Init.	US 52	HMA Overlay Minor Structural	SR 244 to SR 229	Seymour	8.64	STBG	$6,967,592.00	Road Construction	CN	$5,036,137.60	$1,259,034.40			$6,295,172.00		
Performance Measure Impacted: Pavement Condition																		
Comments:Include DES 1900192																		
Batesville	42801 / 1902774	Init.	ST 2867	Bike/Pedestrian Facilities	Along SR 229 from Franklin Street to Six Pine Ranch Road	Seymour	1.09	STBG	$2,524,524.22	Local Funds	RW	$0.00	$20,000.00			$20,000.00		
										Local Funds	CN	$0.00	$402,883.00				$402,883.00	
										Local Transportation Alternatives	RW	$80,000.00	$0.00			$80,000.00		
										Local Transportation Alternatives	CN	$1,611,532.00	$0.00				$1,611,532.00	
Performance Measure Impacted: Reliability and Freight Reliability																		
Comments:Include DES 1902774																		
Indiana Department of Transportation	42885 / 2000464	Init.	SR 1	HMA Overlay, Preventive Maintenance	SR 46 to US 52	Seymour	5.8	STBG	$5,606,376.00	Road Construction	CN	$4,413,100.80	$1,103,275.20			$5,516,376.00		
Performance Measure Impacted: Pavement Condition																		
Comments:Include DES 2000474, 2000475, 2000476, 2000464																		
Indiana Department of Transportation	43365 / 2000087	Init.	SR 252	Slide Correction	0.9 miles East of the intersection with US 52	Seymour	0	STBG	$4,899,502.00	Road ROW	RW	$24,000.00	$6,000.00			$30,000.00		
										Road Consulting	PE	$520,000.00	$130,000.00	$650,000.00				
										Road Construction	CN	$3,375,601.60	$843,900.40				$4,219,502.00	
Performance Measure Impacted: Safety																		
Comments:Include DES 2000087																		
Indiana Department of Transportation	43366 / 2000092	Init.	US 52	Slide Correction	2.32 miles South of SR 252	Seymour	.36	STBG	$4,204,832.00	Road Consulting	PE	$240,000.00	$60,000.00	$300,000.00				
										Road ROW	RW	$8,000.00	$2,000.00			$10,000.00		
										Road Construction	CN	$3,115,865.60	$778,966.40				$3,894,832.00	
Performance Measure Impacted: Safety																		
Comments:Include DES 2000092																		

*Estimated Costs left to Complete Project column is for costs that may extend beyond the four years of a STIP. This column is not fiscally constrained and is for information purposes.

SPONSOR	CONTRACT # / LEAD DES	STIP NAME	ROUTE	WORK TYPE	LOCATION	DISTRICT	MILES	FEDERAL CATEGORY	Total Cost of Project*	PROGRAM	PHASE	FEDERAL	MATCH	2022	2023	2024	2025	2026
Indiana Department of Transportation	43367 / 2000097	Init.	SR 1	Slide Correction	0.3 miles North of SR 101	Seymour	0	STBG	$1,939,436.00	Road Consulting	PE	$400,000.00	$100,000.00	$500,000.00				
										Bridge Construction	CN	$0.80	$0.20				$1.00	
										Road ROW	RW	$24,000.00	$6,000.00			$30,000.00		
										Road Construction	CN	$1,127,548.00	$281,887.00				$1,409,435.00	
Performance Measure Impacted: Safety																		
Comments:Include DES 2002542, 2000097																		
Indiana Department of Transportation	43595 / 1900003	Init.	US 52	Intersect. Improv. W/ Added Turn Lanes	Intersection of US 52 and Holland Rd, 3.1 miles E of SR 252	Seymour	.26	STBG	$1,252,599.00	District Other Construction	CN	$808,000.00	$202,000.00					$1,010,000.00
										District Other ROW	RW	$19,200.00	$4,800.00			$24,000.00		
Performance Measure Impacted: Safety																		
Comments:Include DES 1900003																		
Indiana Department of Transportation	43735 / 2100754	Init.	SR 101	Bridge Deck Overlay	over E FORK WHITEWATER RIVER, 00.56 N SR 1	Seymour	0	STBG	$3,127,000.00	Bridge Construction	CN	$1,672,000.00	$418,000.00					$2,090,000.00
Performance Measure Impacted: Bridge Condition																		
Comments:Include DES 2100826, 2100846, 2100848, 2100754																		
Indiana Department of Transportation	43760 / 2100242	Init.	SR 101	Slide Correction	SR 101 1.62 mi north of SR 1	Seymour	.08	STBG	$2,206,905.83	Road Construction	CN	$1,665,524.66	$416,381.16					$2,081,905.83
										Road Consulting	PE	$100,000.00	$25,000.00	$125,000.00				
Performance Measure Impacted: Safety																		
Comments:Include DES 2100242																		
Indiana Department of Transportation	43774 / 2101058	Init.	SR 46	Small Structure Replacement	over Unnamed Ditch, 13.78 miles E of US 421	Seymour	0	STBG	$456,600.00	Bridge Construction	CN	$365,280.00	$91,320.00					$456,600.00
Performance Measure Impacted: Bridge Condition																		
Comments:Include DES 2101058																		
Indiana Department of Transportation	43826 / 2101153	Init.	VA VARI	Traffic Signals Modernization	Various intersections in Franklin County	Seymour	0	STBG	$410,000.00	Safety Construction	CN	$328,000.00	$82,000.00		$410,000.00			
Performance Measure Impacted: Safety																		
Comments:Include DES 2101153																		
Indiana Department of Transportation	44014 / 2101170	Init.	VA VARI	Other Type Project (Miscellaneous)	Access Management - raised medians/islands on SR229 at N. Kroger Dr. & Northside Dr. in	Seymour	0	STBG	$352,105.00	Safety Construction	CN	$281,684.00	$70,421.00			$352,105.00		
Performance Measure Impacted: Safety																		
Comments:Include DES 2101170																		

*Estimated Costs left to Complete Project column is for costs that may extend beyond the four years of a STIP. This column is not fiscally constrained and is for information purposes.

SPONSOR	CONTRACT # / LEAD DES	STIP NAME	ROUTE	WORK TYPE	LOCATION	DISTRICT	MILES	FEDERAL CATEGORY	Total Cost of Project*	PROGRAM	PHASE	FEDERAL	MATCH	2022	2023	2024	2025	2026

Franklin County Total

Federal: $52,815,678.84 Match :$13,038,666.07 2022: $7,078,407.09 2023: $12,886,130.00 2024: $19,443,894.00 2025: $13,576,114.00 2026: $12,869,799.83

*Estimated Costs left to Complete Project column is for costs that may extend beyond the four years of a STIP. This column is not fiscally constrained and is for information purposes.

SPONSOR	CONTRACT # / LEAD DES	STIP NAME	ROUTE	WORK TYPE	LOCATION	DISTRICT	MILES	FEDERAL CATEGORY	Total Cost of Project*	PROGRAM	PHASE	FEDERAL	MATCH	2022	2023	2024	2025	2026
Fulton County																		
Fulton County	2100101	Init.	IR 1001	Bridge Inspections	Countywide Bridge Inspection and Inventory Program for Cycle Years 2022-2025	LaPorte	0	STBG	$161,021.00	Local Funds	PE	$0.00	$32,205.00	$12,435.00	$1,441.00	$10,813.00	$7,516.00	
										Local Bridge Program	PE	$128,816.00	$0.00	$49,740.00	$5,762.00	$43,252.00	$30,062.00	
Performance Measure Impacted: Bridge Condition																		
Fulton County	41184 / 1702840	Init.	IR 1005	Bridge Deck Replacement	Fulton County Bridge #32: CR3 50E over Tippecanoe River	LaPorte	.07	STBG	$1,709,513.00	Local Bridge Program	CN	$1,192,000.00	$0.00		$1,192,000.00			
										Local Funds	CN	$0.00	$298,000.00		$298,000.00			
Performance Measure Impacted: Bridge Condition																		
Comments:Include DES 1702840																		
Fulton County	41185 / 1702841	Init.	IR 1006	Bridge Deck Overlay	Fulton County Bridge #50: Michigan Road (Old US31) over Tippecanoe River	LaPorte	.07	STBG	$1,252,888.00	Local Bridge Program	CN	$827,600.00	$0.00		$827,600.00			
										Local Funds	CN	$0.00	$206,900.00		$206,900.00			
Performance Measure Impacted: Bridge Condition																		
Comments:Include DES 1702841																		
Rochester	41971 / 1802923	Init.	ST 2355	ADA Sidewalk Ramp Construction	ADA ramp and sidewalk upgrade in NW and SE neighborhoods around the	LaPorte	2.2	STBG	$996,000.00	Local Funds	CN	$0.00	$158,400.00			$158,400.00		
										Local Transportation Alternatives	CN	$633,600.00	$0.00			$633,600.00		
Performance Measure Impacted: Safety																		
Comments:Include DES 1802923																		
Fulton County	41972 / 1802911	Init.	IR 4880	Road Rehabilitation (3 R/4R Standards)	Old US31 from Rochester City SE Limits to CR 650 South	LaPorte	6.4	STBG	$4,744,400.00	Group IV Program	CN	$3,547,200.00	$0.00			$3,547,200.00		
										Local Funds	CN	$0.00	$886,800.00			$886,800.00		
Comments:Include DES 1802911																		
Indiana Department of Transportation	42438 / 2000612	Init.	SR 14	HMA Overlay, Preventive Maintenance	SR 17 to US 31	LaPorte	9.65	STBG	$6,548,785.00	Bridge Construction	CN	$459,683.20	$114,920.80		$15,000.00	$559,604.00		
										Road Consulting	PE	$112,000.00	$28,000.00			$140,000.00		
										Road Construction	CN	$3,566,524.00	$891,631.00		$20,000.00	$4,438,155.00		
										Bridge Consulting	PE	$40,000.00	$10,000.00			$50,000.00		
Performance Measure Impacted: Pavement Condition																		

*Estimated Costs left to Complete Project column is for costs that may extend beyond the four years of a STIP. This column is not fiscally constrained and is for information purposes.

SPONSOR	CONTRACT # / LEAD DES	STIP NAME	ROUTE	WORK TYPE	LOCATION	DISTRICT	MILES	FEDERAL CATEGORY	Total Cost of Project*	PROGRAM	PHASE	FEDERAL	MATCH	2022	2023	2024	2025	2026
Comments:Include DES 1900006, 2000612																		
Indiana Department of Transportation	42713 / 1703040	Init.	SR 25	Replace Superstructure	Sr 25@.-Yellow Creek, 01.04mi E SR 331	LaPorte	0	STBG	$1,161,662.00	Bridge Construction	CN	$543,976.00	$135,994.00		$679,970.00			
Performance Measure Impacted: Bridge Condition																		
Comments:Include DES 1703040																		
Fulton County	42827 / 1902821	Init.	IR 1197	Bridge Replacement	Fulton County Bridge #161 = CR800W over Grassy Creek	LaPorte	.1	STBG	$1,911,200.00	Local Funds	RW	$0.00	$8,000.00		$8,000.00			
										Local Bridge Program	RW	$32,000.00	$0.00		$32,000.00			
										Local Funds	CN	$0.00	$321,800.00			$4,000.00	$317,800.00	
										Local Bridge Program	CN	$1,287,200.00	$0.00			$16,000.00	$1,271,200.00	
Performance Measure Impacted: Bridge Condition																		
Comments:Include DES 1902821																		
Indiana Department of Transportation	43011 / 2000137	Init.	SR 25	Bridge Thin Deck Overlay	SR 25 over CHIPPEWANUCK CREEK, 03.54 N SR 14	LaPorte	0	STBG	$270,737.00	Bridge Construction	CN	$162,989.60	$40,747.40	$10,000.00	$193,737.00			
										Bridge Consulting	PE	$8,000.00	$2,000.00		$10,000.00			
Performance Measure Impacted: Bridge Condition																		
Comments:Include DES 2000137																		
Indiana Department of Transportation	43046 / 2001157	Init.	SR 110	Bridge Deck Overlay	SR 110 over Tippecanoe River, 0.34mi W of SR 25	LaPorte	0	STBG	$2,084,714.00	Bridge Construction	CN	$1,246,523.20	$311,630.80		$30,000.00	$1,528,154.00		
										Bridge ROW	RW	$32,000.00	$8,000.00	$40,000.00				
										Bridge Consulting	PE	$120,400.00	$30,100.00			$150,500.00		
Performance Measure Impacted: Bridge Condition																		
Comments:Include DES 2000775, 2001156, 2001157																		
Indiana Department of Transportation	43144 / 2000823	Init.	SR 25	Bridge Deck Overlay	SR 25 over MUD CREEK, 03.19 N SR 114	LaPorte	0	STBG	$1,675,224.00	Bridge Consulting	PE	$44,000.00	$11,000.00			$55,000.00		
										Bridge Construction	CN	$1,117,299.20	$279,324.80		$20,000.00	$1,376,624.00		
Performance Measure Impacted: Bridge Condition																		
Comments:Include DES 2000797, 2000823																		
Indiana Department of Transportation	43356 / 2002291	Init.	SR 17	Small Structure Replacement	SR 17, 0.90 N JCT SR 114	LaPorte	0	STBG	$671,020.00	Bridge Consulting	PE	$63,200.00	$15,800.00	$77,000.00			$2,000.00	
										Bridge Construction	CN	$457,616.00	$114,404.00			$1,000.00	$571,020.00	

*Estimated Costs left to Complete Project column is for costs that may extend beyond the four years of a STIP. This column is not fiscally constrained and is for information purposes.

SPONSOR	CONTRACT # / LEAD DES	STIP NAME	ROUTE	WORK TYPE	LOCATION	DISTRICT	MILES	FEDERAL CATEGORY	Total Cost of Project*	PROGRAM	PHASE	FEDERAL	MATCH	2022	2023	2024	2025	2026
Indiana Department of Transportation	43356 / 2002291	Init.	SR 17	Small Structure Replacement	SR 17, 0.90 N JCT SR 114	LaPorte	0	STBG	$671,020.00	Bridge ROW	RW	$16,000.00	$4,000.00		$20,000.00			
Performance Measure Impacted: Bridge Condition																		
Comments:Include DES 2002291																		
Indiana Department of Transportation	43359 / 2002296	Init.	SR 110	Small Structure Replacement	SR 110 over UNT SHATTERLY DITCH, 2.04 E US 31	LaPorte	0	STBG	$293,709.00	Bridge Consulting	PE	$43,200.00	$10,800.00	$30,000.00			$24,000.00	
										Bridge ROW	RW	$8,000.00	$2,000.00	$10,000.00				
										Bridge Construction	CN	$183,767.20	$45,941.80		$10,000.00		$219,709.00	
Performance Measure Impacted: Bridge Condition																		
Comments:Include DES 2002296																		
Indiana Department of Transportation	43898 / 2100835	Init.	SR 25	Small Structure Pipe Lining	SR 25@.-McMahan Ditch	LaPorte	0	STBG	$382,820.00	Bridge ROW	RW	$40,000.00	$10,000.00		$50,000.00			
										Bridge Consulting	PE	$24,800.00	$6,200.00	$31,000.00				
										Bridge Construction	CN	$241,456.00	$60,364.00			$15,000.00	$5,000.00	$281,820.00
Performance Measure Impacted: Safety																		
Comments:Include DES 2100835																		
Indiana Department of Transportation	43902 / 2100819	Init.	US 31	Small Structure Pipe Lining	over UNT Mill Creek, 3.70mi S JCT US421/SR26	LaPorte	.1	NHPP	$786,800.00	Bridge Construction	CN	$492,640.00	$123,160.00			$25,000.00	$10,000.00	$580,800.00
										Bridge ROW	RW	$48,000.00	$12,000.00		$60,000.00			
										Bridge Consulting	PE	$88,800.00	$22,200.00	$91,000.00				$20,000.00
Performance Measure Impacted: Safety																		
Comments:Include DES 2100783, 2100819																		

Fulton County Total

Federal: $16,809,290.40 Match :$4,202,323.60 2022: $351,175.00 2023: $3,680,410.00 2024: $13,639,102.00 2025: $2,458,307.00 2026: $882,620.00

*Estimated Costs left to Complete Project column is for costs that may extend beyond the four years of a STIP. This column is not fiscally constrained and is for information purposes.

SPONSOR	CONTRACT # / LEAD DES	STIP NAME	ROUTE	WORK TYPE	LOCATION	DISTRICT	MILES	FEDERAL CATEGORY	Total Cost of Project*	PROGRAM	PHASE	FEDERAL	MATCH	2022	2023	2024	2025	2026
Gibson County																		
Indiana Department of Transportation	1902697	Init.	SR 64	Bridge Thin Deck Overlay	SR 64 Bridge over the Wabash River Payment to IL	Vincennes	.35	STBG	$600,000.00	Bridge Construction	CN	$480,000.00	$120,000.00		$600,000.00			
Performance Measure Impacted: Bridge Condition																		
Indiana Department of Transportation	1902698	Init.	SR 64	Bridge Cleaning	SR 64 Bridge over the Wabash River	Vincennes	.35	STBG	$30,000.00	Bridge Construction	CN	$24,000.00	$6,000.00	$30,000.00				
Performance Measure Impacted: Bridge Condition																		
Gibson County	2100082	Init.	IR 1001	Bridge Inspections	Countywide Bridge Inspection and Inventory Program for Cycle Years 2022-2025	Vincennes	0	STBG	$395,485.00	Local Bridge Program	PE	$316,388.00	$0.00	$159,462.00	$8,958.00	$138,662.00	$9,306.00	
										Local Funds	PE	$0.00	$79,097.00	$39,866.00	$2,239.00	$34,666.00	$2,326.00	
Performance Measure Impacted: Bridge Condition																		
Indiana Department of Transportation	40544 / 1601060	Init.	SR 64	HMA Overlay, Preventive Maintenance	From US-41 to 1.00 mi E of US-41 in Princeton	Vincennes	.986	NHPP	$1,802,048.00	Safety Construction	CN	$353,901.60	$88,475.40	$442,377.00				
										Road Construction	CN	$889,729.60	$222,432.40	$1,112,162.00				
Performance Measure Impacted: Pavement Condition																		
Comments:Include DES 2001178, 1601060																		
Indiana Department of Transportation	40765 / 1702409	Init.	SR 64	Bridge Deck Sealing	SR 64 Bridge over the Wabash River Payment to IL	Vincennes	0	STBG	$42,000.00	Bridge Consulting	PE	$33,600.00	$8,400.00	$42,000.00				
Performance Measure Impacted: Bridge Condition																		
Comments:Include DES 1702409																		
Indiana Department of Transportation	41404 / 1593063	Init.	US 41	Bridge Replacement	Over CSX Railroad, SBL, 2.85 miles S of SR-64	Vincennes	0	NHPP	$12,052,270.00	Safety Construction	CN	$2,328,800.00	$582,200.00		$2,911,000.00			
										Safety ROW	RW	$56,000.00	$14,000.00	$70,000.00				
										Bridge Consulting	PE	$8,000.00	$2,000.00	$10,000.00				
										Bridge Construction	CN	$6,584,800.00	$1,646,200.00	$30,000.00	$8,201,000.00			
Performance Measure Impacted: Bridge Condition																		
Comments:Include DES 1593064, 1800223, 1593063																		
Indiana Department of Transportation	41405 / 1800177	Init.	SR 65	HMA Overlay, Preventive Maintenance	From SR-64 Jct to 1.70 mi N of SR-64 Jct. (Princeton)	Vincennes	1.548	STBG	$3,155,959.62	Road ROW	RW	$36,000.00	$9,000.00	$45,000.00				
										Road Consulting	PE	$120,000.00	$30,000.00	$150,000.00				
										Road Construction	CN	$2,040,000.00	$510,000.00		$2,550,000.00			
Performance Measure Impacted: Pavement Condition																		

*Estimated Costs left to Complete Project column is for costs that may extend beyond the four years of a STIP. This column is not fiscally constrained and is for information purposes.

SPONSOR	CONTRACT # / LEAD DES	STIP NAME	ROUTE	WORK TYPE	LOCATION	DISTRICT	MILES	FEDERAL CATEGORY	Total Cost of Project*	PROGRAM	PHASE	FEDERAL	MATCH	2022	2023	2024	2025	2026
Comments:Include DES 2000893, 1800177																		
Indiana Department of Transportation	41455 / 1592961	Init.	US 41	Bridge Replacement	Over Patoka River, 2.95 miles N of SR-64	Vincennes	0	NHPP	$8,830,322.00	Bridge Construction	CN	$16,000.00	$4,000.00					$20,000.00
Performance Measure Impacted: Bridge Condition																		
Comments:Include DES 1592961																		
Indiana Department of Transportation	41456 / 1800138	Init.	SR 168	Bridge Replacement	Over Pigeon Creek, 02.54 mi E US-41	Vincennes	0	STBG	$5,748,475.00	Bridge Construction	CN	$3,982,400.00	$995,600.00	$280,000.00	$4,698,000.00			
										Safety Construction	CN	$294,400.00	$73,600.00		$368,000.00			
										Bridge ROW	RW	$10,560.00	$2,640.00	$13,200.00				
Performance Measure Impacted: Bridge Condition																		
Comments:Include DES 1800220, 1902133, 1800138																		
Indiana Department of Transportation	42121 / 1900560	Init.	SR 64	HMA Overlay, Preventive Maintenance	2.45 mi W I-69 (ECL of Francisco) to SR-57	Vincennes	3.95	STBG	$2,063,016.58	Bridge Construction	CN	$247,137.60	$61,784.40	$308,922.00				
										Road Construction	CN	$1,201,600.00	$300,400.00	$1,502,000.00				
										Bridge Consulting	PE	$13,600.00	$3,400.00	$17,000.00				
Performance Measure Impacted: Pavement Condition																		
Comments:Include DES 1700178, 1900560																		
Indiana Department of Transportation	42197 / 1900271	Init.	SR 165	HMA Overlay Minor Structural	From 0.47 mi W SR-65 (W City Limits) to SR-65 (Owensville)	Vincennes	.54	STBG	$1,171,796.00	Road ROW	RW	$33,600.00	$8,400.00		$42,000.00			
										Road Construction	CN	$903,836.80	$225,959.20			$1,129,796.00		
Performance Measure Impacted: Pavement Condition																		
Comments:Include DES 1900271																		
Indiana Department of Transportation	42730 / 2000742	Init.	SR 168	Small Structure Pipe Lining	Over UNT, 1.06 mi E of Jct I-69	Vincennes	0	STBG	$758,000.00	Bridge Construction	CN	$472,000.00	$118,000.00			$590,000.00		
										Bridge Consulting	PE	$134,400.00	$33,600.00	$168,000.00				
Performance Measure Impacted: Safety																		
Comments:Include DES 2000737, 2000742																		
Indiana Department of Transportation	42744 / 2000854	Init.	SR 56	HMA Overlay, Preventive Maintenance	From US 41 to SR 65	Vincennes	12.1	STBG	$4,235,417.00	Road Construction	CN	$2,960,000.00	$740,000.00		$20,000.00	$3,680,000.00		
										Road ROW	RW	$57,200.00	$14,300.00		$71,500.00			
Performance Measure Impacted: Pavement Condition																		
Comments:Include DES 2000854																		

*Estimated Costs left to Complete Project column is for costs that may extend beyond the four years of a STIP. This column is not fiscally constrained and is for information purposes.

SPONSOR	CONTRACT # / LEAD DES	STIP NAME	ROUTE	WORK TYPE	LOCATION	DISTRICT	MILES	FEDERAL CATEGORY	Total Cost of Project*	PROGRAM	PHASE	FEDERAL	MATCH	2022	2023	2024	2025	2026
Gibson County	42805 / 1902784	Init.	IR 1530	Bridge Replacement	Bridge No. 74 on CR390N (Moores Road) just south of CR585E	Vincennes	.133	STBG	$2,130,000.00	Local Bridge Program	CN	$1,400,000.00	$0.00				$1,400,000.00	
										Local Funds	RW	$0.00	$11,000.00			$11,000.00		
										Local Funds	CN	$0.00	$350,000.00				$350,000.00	
										Local Bridge Program	RW	$44,000.00	$0.00			$44,000.00		
Performance Measure Impacted: Bridge Condition																		
Comments:Include DES 1902784																		
Indiana Department of Transportation	43044 / 1700165	Init.	SR 65	Bridge Replacement	Over Black River, 02.09 miles South SR-168	Vincennes	0	STBG	$9,819,037.59	Bridge Construction	CN	$1,016,196.80	$254,049.20	$1,270,246.00				
Performance Measure Impacted: Bridge Condition																		
Comments:Include DES 1700165																		
Indiana Department of Transportation	43226 / 2001940	Init.	SR 65	Small Structure Replacement	over UNT, 6+50 S JCT 56	Vincennes	0	STBG	$596,200.00	Bridge Consulting	PE	$96,800.00	$24,200.00	$121,000.00				
										Bridge Construction	CN	$362,560.00	$90,640.00				$453,200.00	
										Bridge ROW	RW	$17,600.00	$4,400.00			$22,000.00		
Performance Measure Impacted: Bridge Condition																		
Comments:Include DES 2001940																		
Indiana Department of Transportation	43248 / 2001914	Init.	I 69	HMA Overlay, Preventive Maintenance	From 0.60 mi. N SR 168 to 2.12 mi S. SR 57 (Asphalt)	Vincennes	11.853	NHPP	$17,033,000.00	Road Construction	CN	$13,807,800.00	$1,534,200.00				$15,342,000.00	
										Road Consulting	PE	$1,521,900.00	$169,100.00	$1,691,000.00				
Performance Measure Impacted: Pavement Condition																		
Comments:Include DES 2001912, 2001914																		
Indiana Department of Transportation	43253 / 2001922	Init.	SR 65	Pavement Replacement	From 0.26 mi S. SR 168 (S. Limits Owensville) to SR 165	Vincennes	.457	STBG	$4,155,006.00	Road ROW	RW	$273,600.00	$68,400.00			$342,000.00		
										Road Consulting	PE	$309,120.00	$77,280.00	$386,400.00				
										Road Construction	CN	$2,741,284.80	$685,321.20				$3,426,606.00	
Performance Measure Impacted: Pavement Condition																		
Comments:Include DES 2001920, 2001922																		
Indiana Department of Transportation	43995 / 2100262	Init.	SR 64	HMA Overlay, Preventive Maintenance	From 2.88 mi E of US 41 (Lake Road) to 3.10 Mi W. of I-69 (300' W. RR Track in Francisco)	Vincennes	5.908	STBG	$10,767,035.00	Road Consulting	PE	$774,400.00	$193,600.00	$968,000.00				

*Estimated Costs left to Complete Project column is for costs that may extend beyond the four years of a STIP. This column is not fiscally constrained and is for information purposes.

SPONSOR	CONTRACT # / LEAD DES	STIP NAME	ROUTE	WORK TYPE	LOCATION	DISTRICT	MILES	FEDERAL CATEGORY	Total Cost of Project*	PROGRAM	PHASE	FEDERAL	MATCH	2022	2023	2024	2025	2026
Indiana Department of Transportation	43995 / 2100262	Init.	SR 64	HMA Overlay, Preventive Maintenance	From 2.88 mi E of US 41 (Lake Road) to 3.10 Mi W. of I-69 (30 0' W. RR Track in Francisco)	Vincennes	5.908	STBG	$10,767,035.00	Road ROW	RW	$42,400.00	$10,600.00			$48,000.00	$5,000.00	
										Road Construction	CN	$7,796,828.00	$1,949,207.00			$10,000.00	$40,000.00	$9,696,035.00
Performance Measure Impacted: Pavement Condition																		
Comments:Include DES 2100168, 2100263, 2100262																		
Indiana Department of Transportation	44033 / 2101025	Init.	SR 165	Debris Removal From Channel	Bridge over JOHNSON DRAIN, 3.33 mi S SR65	Vincennes	0	STBG	$261,956.00	Bridge Construction	CN	$147,164.80	$36,791.20			$183,956.00		
										Bridge Consulting	PE	$62,400.00	$15,600.00	$78,000.00				
Performance Measure Impacted: Safety																		
Comments:Include DES 2101025																		

Gibson County Total

Federal: $54,012,008.00 Match :$11,373,877.00 2022: $8,934,635.00 2023: $19,472,697.00 2024: $6,234,080.00 2025: $21,028,438.00 2026: $9,716,035.00

*Estimated Costs left to Complete Project column is for costs that may extend beyond the four years of a STIP. This column is not fiscally constrained and is for information purposes.

SPONSOR	CONTRACT # / LEAD DES	STIP NAME	ROUTE	WORK TYPE	LOCATION	DISTRICT	MILES	FEDERAL CATEGORY	Total Cost of Project*	PROGRAM	PHASE	FEDERAL	MATCH	2022	2023	2024	2025	2026
Grant County																		
Grant County	1902079	Init.	IR 1001	Bridge Inspections	Countywide Bridge Inspection and Inventory Program for Cycle Years 2021-2024	Fort Wayne	0	STBG	$435,253.99	Local Bridge Program	PE	$348,203.20	$0.00	$171,531.38	$5,549.31	$165,306.22	$5,816.29	
										Local Funds	PE	$0.00	$87,050.79	$42,882.84	$1,387.33	$41,326.55	$1,454.07	
Performance Measure Impacted: Bridge Condition																		
Indiana Department of Transportation	40496 / 1700031	Init.	SR 26	HMA Overlay Minor Structural	0.81 mi E of SR 9 (Wilson St) to 1.58 mi E of SR 9 (Barclay St)	Greenfield	.77	STBG	$15,105,997.93	Bridge Construction	CN	$2,722,621.60	$680,655.40	$3,403,277.00				
										Road ROW	RW	$2,320.00	$580.00	$2,900.00				
										Bridge ROW	RW	$4,840.00	$1,210.00	$6,050.00				
										Road Construction	CN	$8,516,042.40	$2,129,010.60	$10,645,053.00				
Performance Measure Impacted: Pavement Condition																		
Comments:Include DES 1600852, 1601988, 1801071, 2100722, 2100723, 2100724, 1700031																		
Indiana Department of Transportation	41122 / 1800553	Init.	SR 37	HMA Overlay, Preventive Maintenance	From SR 26 to SR 9.	Fort Wayne	6.673	STBG	$3,094,654.00	Road Construction	CN	$2,194,923.20	$548,730.80		$2,743,654.00			
Performance Measure Impacted: Pavement Condition																		
Comments:Include DES 1800553																		
Indiana Department of Transportation	41559 / 1800105	Init.	I 69	Bridge Replacement, Other Construction	Over Central Railroad CO of IN, Southbound, 0.45 Miles South of US 35	Fort Wayne	1.897	NHPP	$1,493,070.00	Bridge Construction	CN	$27,000.00	$3,000.00		$30,000.00			
Comments:Include DES 1800102, 1800105																		
Indiana Department of Transportation	41565 / 1800168	Init.	SR 22	Pavement Replacement	From 1.82 Miles North of SR 26 to SR 26 (Town of Upland).	Fort Wayne	1.824	STBG	$16,650,434.00	Road ROW	RW	$220,000.00	$55,000.00	$275,000.00				
										Local Transportation Alternatives	CN	$1,027,130.24	$256,782.56		$1,283,912.80			
										Road Construction	CN	$5,778,141.60	$1,444,535.40		$7,222,677.00			
										Bridge Construction	CN	$2,961,101.60	$740,275.40	$70,000.00	$3,631,377.00			
										Local Funds	CN	$256,782.56	$64,195.64		$320,978.20			
										Road Consulting	PE	$121,920.00	$30,480.00	$152,400.00				
Performance Measure Impacted: Pavement Condition																		
Comments:Include DES 1383460, 1702864, 1800168																		

*Estimated Costs left to Complete Project column is for costs that may extend beyond the four years of a STIP. This column is not fiscally constrained and is for information purposes.

SPONSOR	CONTRACT # / LEAD DES	STIP NAME	ROUTE	WORK TYPE	LOCATION	DISTRICT	MILES	FEDERAL CATEGORY	Total Cost of Project*	PROGRAM	PHASE	FEDERAL	MATCH	2022	2023	2024	2025	2026
Indiana Department of Transportation	41567 / 1800164	Init.	US 35	Bridge Deck Overlay	Bridge Over Bell Creek, 0.39 miles South of SR 37.	Fort Wayne	.528	NHPP	$1,302,943.00	Bridge Construction	CN	$767,514.40	$191,878.60		$959,393.00			
										Bridge ROW	RW	$20,000.00	$5,000.00	$25,000.00				
Performance Measure Impacted: Bridge Condition																		
Comments:Include DES 2000570, 1800164																		
Indiana Department of Transportation	42338 / 1900112	Init.	SR 26	Bridge Deck Overlay	over LITTLE CREEK, 00.75 W SR 9	Greenfield	0	STBG	$808,000.00	Bridge Construction	CN	$474,400.00	$118,600.00				$593,000.00	
										Bridge ROW	RW	$12,000.00	$3,000.00	$15,000.00				
Performance Measure Impacted: Bridge Condition																		
Comments:Include DES 1900112																		
Indiana Department of Transportation	42345 / 1900216	Init.	I 69	Small Structure Pipe Lining	over , 0.202 N DEL/GRANT CO	Greenfield	0	NHPP	$302,800.00	Bridge ROW	RW	$13,500.00	$1,500.00	$15,000.00				
										Bridge Construction	CN	$165,600.00	$18,400.00			$184,000.00		
Performance Measure Impacted: Safety																		
Comments:Include DES 1900216																		
Indiana Department of Transportation	42363 / 2000961	Init.	SR 9	Bridge Deck Replacement	Bridge over Mississinewa River, Road, 0.92 miles N of SR 15.	Fort Wayne	0	STBG	$6,401,772.00	Bridge Consulting	PE	$160,000.00	$40,000.00	$200,000.00				
										Bridge Construction	CN	$3,984,417.60	$996,104.40	$15,000.00		$4,965,522.00		
										Bridge ROW	RW	$32,000.00	$8,000.00	$40,000.00				
Performance Measure Impacted: Bridge Condition																		
Comments:Include DES 1900048, 2000961																		
Indiana Department of Transportation	42694 / 1902895	Init.	I 69	Small Structures & Drains Construction	3 Various locations on I-69 in Grant County between RP's 261+62 and 266+01.	Fort Wayne	4.35	NHPP	$968,896.00	Bridge ROW	RW	$27,000.00	$3,000.00	$30,000.00				
										Bridge Construction	CN	$645,224.40	$71,691.60	$0.00	$716,916.00			
Performance Measure Impacted: Safety																		
Comments:Include DES 1902895																		
Sweetser	42778 / 1902847	Init.	ST 1001	Bike/Pedestrian Facilities	ADA Ramp and Sidewalks at Various locations in Sweetser	Fort Wayne	.384	STBG	$300,600.00	Local Funds	CN	$0.00	$49,000.00				$49,000.00	
										Local Transportation Alternatives	CN	$196,000.00	$0.00				$196,000.00	
Performance Measure Impacted: Reliability and Freight Reliability																		
Comments:Include DES 1902847																		

*Estimated Costs left to Complete Project column is for costs that may extend beyond the four years of a STIP. This column is not fiscally constrained and is for information purposes.

SPONSOR	CONTRACT # / LEAD DES	STIP NAME	ROUTE	WORK TYPE	LOCATION	DISTRICT	MILES	FEDERAL CATEGORY	Total Cost of Project*	PROGRAM	PHASE	FEDERAL	MATCH	2022	2023	2024	2025	2026
Indiana Department of Transportation	42978 / 1902721	Init.	US 35	Small Structures & Drains Construction	3 Locations on US 35, 2.256 - 2 .58 Miles West of SR 37 &.1 Location on SR 218. See	Fort Wayne	0	NHPP	$690,302.00	Bridge Construction	CN	$441,793.60	$110,448.40			$552,242.00		
Performance Measure Impacted: Safety																		
Comments:Include DES 1902721																		
Indiana Department of Transportation	43023 / 2001581	Init.	SR 15	Small Structure Replacement	Structure over UNT Mississinewa River, 2.94 Miles North of SR 9, North JCT.	Fort Wayne	0	STBG	$1,781,080.00	Bridge Construction	CN	$1,128,040.00	$282,010.00		$1,410,050.00			
										Bridge ROW	RW	$8,000.00	$2,000.00	$10,000.00				
Performance Measure Impacted: Bridge Condition																		
Comments:Include DES 2001581																		
Indiana Department of Transportation	43110 / 2000320	Init.	SR 15	Channel Clearing And Protection	SR 15 over UNT Metocinah Creek, 4.72 miles N of SR 9 (N. Jct.)	Fort Wayne	0	STBG	$675,453.00	Bridge Construction	CN	$352,069.60	$88,017.40	$440,087.00				
Performance Measure Impacted: Safety																		
Comments:Include DES 2000207, 2000243, 2000274, 2000327, 2000340, 2000343, 2000320																		
Indiana Department of Transportation	43112 / 2000200	Init.	SR 9	Substructure Repair And Rehabilitation	SR 9 over Hummel Creek, 1.73 miles N of SR 15	Fort Wayne	0	STBG	$14,923,776.00	Bridge Construction	CN	$11,939,020.80	$2,984,755.20	$14,923,776.00				
Performance Measure Impacted: Safety																		
Comments:Include DES 2000201, 2000203, 2000261, 2000273, 2000329, 2000200																		
Indiana Department of Transportation	43180 / 2000973	Init.	I 69	Concrete Pavement Restoration (CPR)	From 0.41 Miles S of SR 26 to 1 .29 miles N of US 35/SR 22.	Fort Wayne	5.9	NHPP	$15,204,066.00	Bridge Construction	CN	$2,398,135.50	$266,459.50		$2,664,595.00			
										Road Construction	CN	$9,403,614.00	$1,044,846.00		$10,448,460.00			
Performance Measure Impacted: Pavement Condition																		
Comments:Include DES 2000901, 2000902, 2001180, 2000973																		
Indiana Department of Transportation	43183 / 2000975	Init.	SR 13	HMA Overlay, Preventive Maintenance	From SR 18 N Jct to 5.23 miles N of SR 18 N Jct (Grant/Wabas h CL).	Fort Wayne	5.21	STBG	$2,583,188.00	Road Construction	CN	$1,816,987.20	$454,246.80		$2,271,234.00			
Performance Measure Impacted: Pavement Condition																		
Comments:Include DES 2000975																		
Indiana Department of Transportation	43274 / 2002240	Init.	SR 13	Small Structure Replacement	Large Culvert Carries UNT of Tenmile Creek, 4.00 Miles North of SR 18.	Fort Wayne	0	STBG	$3,172,968.00	Bridge Consulting	PE	$851,268.80	$212,817.20	$1,064,086.00				
										Bridge Construction	CN	$1,567,105.60	$391,776.40				$1,958,882.00	
										Bridge ROW	RW	$120,000.00	$30,000.00			$150,000.00		
Performance Measure Impacted: Bridge Condition																		
Comments:Include DES 2002242, 2002256, 2002259, 2002354, 2002240																		
Indiana Department of Transportation	43471 / 2000962	Init.	SR 18	Bridge Deck Overlay	EB Bridge over Mississinewa River, 1.53 miles E of SR 9.	Fort Wayne	0	STBG	$4,809,212.00	Bridge Construction	CN	$3,120,609.60	$780,152.40			$3,900,762.00		
Performance Measure Impacted: Bridge Condition																		

*Estimated Costs left to Complete Project column is for costs that may extend beyond the four years of a STIP. This column is not fiscally constrained and is for information purposes.

SPONSOR	CONTRACT # / LEAD DES	STIP NAME	ROUTE	WORK TYPE	LOCATION	DISTRICT	MILES	FEDERAL CATEGORY	Total Cost of Project*	PROGRAM	PHASE	FEDERAL	MATCH	2022	2023	2024	2025	2026
Comments:Include DES 2000927, 2000971, 2000962																		
Indiana Department of Transportation	43768 / 1900047	Init.	US 35	Bridge Replacement, Other Construction	0.09 Miles East of SR 15, Over The Mississinewa River	Fort Wayne	.1	NHPP	$6,843,897.00	Bridge Construction	CN	$4,715,117.60	$1,178,779.40	$15,000.00			$5,878,897.00	
										Bridge Consulting	PE	$168,000.00	$42,000.00	$210,000.00				
										Bridge ROW	RW	$16,000.00	$4,000.00	$20,000.00				
Comments:Include DES 1900047																		
Indiana Department of Transportation	43792 / 2100273	Init.	SR 18	Small Structures & Drains Construction	All culverts within PK 20135 on SR 18, from 2.01 Miles East of SR 9 to I-69.	Fort Wayne	5.169	STBG	$3,740,800.00	Bridge Construction	CN	$2,540,640.00	$635,160.00				$10,000.00	$3,165,800.00
										Bridge ROW	RW	$12,000.00	$3,000.00				$15,000.00	
										Bridge Consulting	PE	$440,000.00	$110,000.00	$550,000.00				
Performance Measure Impacted: Safety																		
Comments:Include DES 2100773, 2100273																		
Indiana Department of Transportation	43818 / 2100673	Init.	SR 13	Bridge Thin Deck Overlay	Bridge over KOKOMO GRAIN RR, 00.14 Mile North of SR 18 (S. Jct.).	Fort Wayne	0	STBG	$271,000.00	Bridge Construction	CN	$156,800.00	$39,200.00				$20,000.00	$176,000.00
										Bridge Consulting	PE	$60,000.00	$15,000.00	$75,000.00				
Performance Measure Impacted: Bridge Condition																		
Comments:Include DES 2100673																		
Indiana Department of Transportation	43819 / 2100729	Init.	SR 13	Bridge Deck Overlay	Bridge over GRASSY FORK, 01.23 miles North of SR 26.	Fort Wayne	0	STBG	$561,100.00	Bridge Construction	CN	$331,760.00	$82,940.00					$414,700.00
										Bridge Consulting	PE	$60,000.00	$15,000.00	$75,000.00				
Performance Measure Impacted: Bridge Condition																		
Comments:Include DES 2100729																		
Indiana Department of Transportation	43825 / 2100768	Init.	I 69	Small Structure Pipe Lining	Culvert over McKee Ditch, 7.32 Miles North of SR 18.	Fort Wayne	.1	NHPP	$1,364,300.00	Bridge Construction	CN	$910,620.00	$101,180.00				$35,000.00	$976,800.00
										Bridge ROW	RW	$47,250.00	$5,250.00				$52,500.00	
										Bridge Consulting	PE	$270,000.00	$30,000.00	$300,000.00				
Performance Measure Impacted: Safety																		
Comments:Include DES 2100769, 2100768																		
Indiana Department of Transportation	43865 / 2100880	Init.	SR 15	Debris Removal From Channel	Bridge over DEER CREEK, 01.8 4 Miles North of US 35.	Fort Wayne	0	STBG	$752,296.00	Bridge Construction	CN	$388,348.80	$97,087.20		$485,436.00			

*Estimated Costs left to Complete Project column is for costs that may extend beyond the four years of a STIP. This column is not fiscally constrained and is for information purposes.

SPONSOR	CONTRACT # / LEAD DES	STIP NAME	ROUTE	WORK TYPE	LOCATION	DISTRICT	MILES	FEDERAL CATEGORY	Total Cost of Project*	PROGRAM	PHASE	FEDERAL	MATCH	2022	2023	2024	2025	2026
Indiana Department of Transportation	43865 / 2100880	Init.	SR 15	Debris Removal From Channel	Bridge over DEER CREEK, 01.8 4 Miles North of US 35.	Fort Wayne	0	STBG	$752,296.00	Bridge Consulting	PE	$213,488.00	$53,372.00	$266,860.00				
Performance Measure Impacted: Safety																		
Comments:Include DES 2100164, 2100881, 2100901, 2100902, 2100916, 2100930, 2100880																		
Indiana Department of Transportation	43867 / 2100925	Init.	SR 13	Small Structure Maint and Repair	Culvert for UNT TEN MILE CREEK, 4.55 Miles North of SR 18.	Fort Wayne	.1	STBG	$650,659.00	Bridge Consulting	PE	$148,000.00	$37,000.00	$185,000.00				
										Bridge Construction	CN	$340,343.20	$85,085.80		$425,429.00			
Performance Measure Impacted: Safety																		
Comments:Include DES 2100879, 2100927, 2100928, 2100932, 2101059, 2100925																		
Indiana Department of Transportation	43990 / 2101173	Init.	I 69	Bridge Rehabilitation Or Repair	NB Bridge on I-69 over US35/ SR 22	Fort Wayne	.01	NHPP	$992,788.48	Bridge Construction	CN	$2,851,470.00	$316,830.00	$3,168,300.00				
Performance Measure Impacted: Bridge Condition																		
Comments:Include DES 2101173																		

Grant County Total

Federal: $77,495,165.10 Match :$17,046,094.89 2022: $36,412,203.22 2023: $34,621,048.64 2024: $9,959,158.77 2025: $8,815,549.36 2026: $4,733,300.00

*Estimated Costs left to Complete Project column is for costs that may extend beyond the four years of a STIP. This column is not fiscally constrained and is for information purposes.

SPONSOR	CONTRACT # / LEAD DES	STIP NAME	ROUTE	WORK TYPE	LOCATION	DISTRICT	MILES	FEDERAL CATEGORY	Total Cost of Project*	PROGRAM	PHASE	FEDERAL	MATCH	2022	2023	2024	2025	2026
Greene County																		
Indiana Department of Transportation	1801289	Init.	SR 67	Railroad Protection	SR #67 at INRD RR DOT #2923 75S in Switz City	Vincennes	0	STBG	$380,000.00	Local Safety Program - 130	CN	$273,600.00	$68,400.00		$342,000.00			
										Statewide Construction	CN	$30,400.00	$7,600.00		$38,000.00			
Performance Measure Impacted: Transit																		
Greene County	1902069	Init.	IR 1001	Bridge Inspections	Countywide Bridge Inspection and Inventory Program for Cycle Years 2021-2024	Vincennes	0	STBG	$332,821.00	Local Bridge Program	PE	$266,256.80	$0.00	$102,147.20	$35,311.20	$91,828.00	$36,970.40	
										Local Funds	PE	$0.00	$66,564.20	$25,536.80	$8,827.80	$22,957.00	$9,242.60	
Performance Measure Impacted: Bridge Condition																		
Linton	39849 / 1600759	Init.	VA VARI	Bike/Pedestrian Facilities	From Linton City Park to Greene County General Hospital	Vincennes	1.12	STBG	$645,711.11	Local Transportation Alternatives	CN	$0.00	$0.00	$0.00				
										Local Funds	CN	$0.00	$0.00	$0.00				
Performance Measure Impacted: Reliability and Freight Reliability																		
Comments:Include DES 1600759																		
Indiana Department of Transportation	40556 / 1601053	Init.	SR 157	HMA Overlay, Preventive Maintenance	From US-231 to 1.1 miles N of US-231 in Bloomfield	Vincennes	1.103	STBG	$617,740.00	Road ROW	RW	$5,600.00	$1,400.00	$7,000.00				
										Road Construction	CN	$323,192.00	$80,798.00	$403,990.00				
Performance Measure Impacted: Pavement Condition																		
Comments:Include DES 1601053																		
Indiana Department of Transportation	40558 / 1700174	Init.	SR 48	Small Structure Replacement with Bridge	1.16 miles E Jct SR-59	Vincennes	0	STBG	$3,967,813.00	Bridge ROW	RW	$17,200.00	$4,300.00	$21,500.00				
										Bridge Construction	CN	$2,368,450.40	$592,112.60	$2,960,563.00				
Performance Measure Impacted: Bridge Condition																		
Comments:Include DES 1700141, 1700175, 1701051, 1800921, 1700174																		
Indiana Department of Transportation	41471 / 1800119	Init.	SR 43	Small Structure Replacement	1.29 mile N Jct SR-54	Vincennes	0	STBG	$1,593,972.00	Bridge Construction	CN	$1,031,200.00	$257,800.00		$1,289,000.00			
										Bridge ROW	RW	$7,040.00	$1,760.00	$8,800.00				
Performance Measure Impacted: Bridge Condition																		
Comments:Include DES 1800930, 1800119																		
Indiana Department of Natural Resources	42576 / 1601178	Init.	IR 1001	Road Reconstruction (3R/4R Standards)	North/South County Line Rd/ Goodman Road/CR 350N	Vincennes	0	STBG	$5,387,020.78	Road Construction	CN	$24,000.00	$6,000.00	$30,000.00				
										Access Roads - ROW	RW	$2,400.00	$600.00	$3,000.00				

*Estimated Costs left to Complete Project column is for costs that may extend beyond the four years of a STIP. This column is not fiscally constrained and is for information purposes.

SPONSOR	CONTRACT # / LEAD DES	STIP NAME	ROUTE	WORK TYPE	LOCATION	DISTRICT	MILES	FEDERAL CATEGORY	Total Cost of Project*	PROGRAM	PHASE	FEDERAL	MATCH	2022	2023	2024	2025	2026
Indiana Department of Natural Resources	42576 / 1601178	Init.	IR 1001	Road Reconstruction (3R/4R Standards)	North/South County Line Rd/ Goodman Road/CR 350N	Vincennes	0	STBG	$5,387,020.78	Access Roads - Consulting	PE	$71,200.00	$17,800.00	$89,000.00				
Comments:Include DES 1601178																		
Indiana Department of Transportation	42724 / 2000721	Init.	SR 54	Bridge Deck Overlay	over BUCK CREEK, 2.80mi W SR 67	Vincennes	0	STBG	$707,300.00	Bridge Construction	CN	$400,000.00	$100,000.00		$500,000.00			
Performance Measure Impacted: Bridge Condition																		
Comments:Include DES 2000721																		
Indiana Department of Transportation	42731 / 2000844	Init.	SR 59	Small Structure Pipe Lining	Over UNT, 2.78 mi N of W Jct SR 54	Vincennes	0	STBG	$227,500.00	Bridge Consulting	PE	$42,000.00	$10,500.00	$52,500.00				
										Bridge Construction	CN	$140,000.00	$35,000.00			$175,000.00		
Performance Measure Impacted: Safety																		
Comments:Include DES 2000844																		
Indiana Department of Transportation	42733 / 2000754	Init.	SR 54	Bridge Deck Overlay	Over Mitchell Br Indian Creek, 2 .89 mi E of SR 45	Vincennes	0	STBG	$1,953,900.00	Bridge Construction	CN	$1,228,000.00	$307,000.00			$1,535,000.00		
Performance Measure Impacted: Bridge Condition																		
Comments:Include DES 2000757, 2000754																		
Indiana Department of Transportation	42740 / 2000643	Init.	SR 157	Bridge Painting	over White River, 1.16mi S SR 67	Vincennes	0	STBG	$1,751,193.00	Bridge Construction	CN	$1,241,434.40	$310,358.60		$1,551,793.00			
										Bridge Consulting	PE	$159,520.00	$39,880.00	$199,400.00				
Performance Measure Impacted: Bridge Condition																		
Comments:Include DES 2001062, 2101009, 2101010, 2101011, 2000643																		
Indiana Department of Transportation	42743 / 2000888	Init.	SR 157	HMA Overlay, Preventive Maintenance	From 1.10 mi N of US 231/SR 54 to North End of White River Bridge	Vincennes	7.29	STBG	$3,380,000.00	Road Construction	CN	$2,704,000.00	$676,000.00		$3,380,000.00			
Performance Measure Impacted: Pavement Condition																		
Comments:Include DES 2000919, 2000888																		
Indiana Department of Transportation	42745 / 2000862	Init.	US 231	HMA Overlay, Preventive Maintenance	From SR 45 to 1.16 mi S of E Jct SR 54/SR 157 (Richland Creek)	Vincennes	6.78	NHPP	$6,736,247.00	Road Construction	CN	$4,444,000.00	$1,111,000.00		$35,000.00	$5,520,000.00		
										Bridge Construction	CN	$360,000.00	$90,000.00			$450,000.00		
										Road Consulting	PE	$368,000.00	$92,000.00	$460,000.00				
										Bridge Consulting	PE	$29,477.60	$7,369.40	$36,847.00				
Performance Measure Impacted: Pavement Condition																		
Comments:Include DES 2000755, 2000861, 2000862																		

*Estimated Costs left to Complete Project column is for costs that may extend beyond the four years of a STIP. This column is not fiscally constrained and is for information purposes.

SPONSOR	CONTRACT # / LEAD DES	STIP NAME	ROUTE	WORK TYPE	LOCATION	DISTRICT	MILES	FEDERAL CATEGORY	Total Cost of Project*	PROGRAM	PHASE	FEDERAL	MATCH	2022	2023	2024	2025	2026
Indiana Department of Transportation	43042 / 2001602	Init.	I 69	Install Lighting	I-69/ US 231 interchange and US 231/ SR 45 intersection	Vincennes	.9	NHPP	$1,421,508.00	Safety Construction	CN	$941,400.00	$104,600.00	$1,046,000.00				
Performance Measure Impacted: Safety																		
Comments:Include DES 2001602																		
Indiana Department of Transportation	43251 / 2001921	Init.	SR 157	Pavement Replacement	From North End of White River Bridge to S. Jct US 231 (Worthington S. Limits)	Vincennes	1.072	STBG	$5,196,762.00	Road Consulting	PE	$400,320.00	$100,080.00	$500,400.00				
										Road Construction	CN	$3,593,889.60	$898,472.40			$10,000.00	$4,482,362.00	
										Road ROW	RW	$163,200.00	$40,800.00			$204,000.00		
Performance Measure Impacted: Pavement Condition																		
Comments:Include DES 2001918, 2001921																		
Indiana Department of Transportation	43663 / 2100161	Init.	SR 445	Guardrail Attenuators, New Or Modernize	From 0.39 mi E of SR 54 to 0.62 mi E of SR 54	Vincennes	.23	STBG	$914,332.00	Safety Construction	CN	$564,265.60	$141,066.40			$705,332.00		
										Safety Consulting	PE	$143,200.00	$35,800.00	$179,000.00				
										Safety ROW	RW	$24,000.00	$6,000.00		$30,000.00			
Performance Measure Impacted: Safety																		
Comments:Include DES 2100161																		
Indiana Department of Transportation	43966 / 2100588	Init.	I 69	Bridge Thin Deck Overlay	NB over CR 600 E, BLACK ANKLE CR, 05.30 S SR 45	Vincennes	0	NHPP	$11,874,250.00	Bridge Consulting	PE	$1,754,325.00	$194,925.00	$1,949,250.00				
										Bridge Construction	CN	$8,932,500.00	$992,500.00					$9,925,000.00
Performance Measure Impacted: Bridge Condition																		
Comments:Include DES 2100589, 2100609, 2100610, 2100611, 2100612, 2100613, 2100614, 2100615, 2100616, 2100617, 2100618, 2100656, 2100657, 2100701, 2100702, 2100725, 2100727, 2100588																		
Indiana Department of Transportation	43993 / 2100571	Init.	SR 43	Bridge Replacement	over RICHLAND CREEK, 06.72 N SR 54	Vincennes	0	STBG	$3,522,723.00	Bridge Consulting	PE	$279,200.00	$69,800.00	$349,000.00				
										Bridge ROW	RW	$32,000.00	$8,000.00			$40,000.00		
										Bridge Construction	CN	$2,506,978.40	$626,744.60					$3,133,723.00
Performance Measure Impacted: Bridge Condition																		
Comments:Include DES 2100571																		
Indiana Department of Transportation	43994 / 2100034	Init.	SR 45	Intersection Improvement, Roundabout	Intersection of SR 45 and SR 445	Vincennes	.18	STBG	$1,339,148.00	Safety Construction	CN	$904,518.40	$226,129.60					$1,130,648.00
										Safety Consulting	PE	$166,800.00	$41,700.00	$208,500.00				
Performance Measure Impacted: Safety																		

*Estimated Costs left to Complete Project column is for costs that may extend beyond the four years of a STIP. This column is not fiscally constrained and is for information purposes.

SPONSOR	CONTRACT # / LEAD DES	STIP NAME	ROUTE	WORK TYPE	LOCATION	DISTRICT	MILES	FEDERAL CATEGORY	Total Cost of Project*	PROGRAM	PHASE	FEDERAL	MATCH	2022	2023	2024	2025	2026
Comments:Include DES 2100034																		

Greene County Total

Federal: $35,943,568.20 Match :$7,370,860.80 2022: $8,632,434.00 2023: $7,209,932.00 2024: $8,754,117.00 2025: $4,528,575.00 2026: $14,189,371.00

*Estimated Costs left to Complete Project column is for costs that may extend beyond the four years of a STIP. This column is not fiscally constrained and is for information purposes.

SPONSOR	CONTRACT # / LEAD DES	STIP NAME	ROUTE	WORK TYPE	LOCATION	DISTRICT	MILES	FEDERAL CATEGORY	Total Cost of Project*	PROGRAM	PHASE	FEDERAL	MATCH	2022	2023	2024	2025	2026
Hamilton County																		
Indiana Department of Transportation	1601967	Init.	SR 37	Small Structure Pipe Lining	2.922 miles N of I-69	Greenfield	0	STBG	$78,600.00	Bridge Construction	CN	$0.00	$0.00	$0.00				
Performance Measure Impacted: Safety																		
Hamilton County	1902072	Init.	IR 1001	Bridge Inspections	Countywide Bridge Inspection and Inventory Program for Cycle Years 2021-2024	Greenfield	0	STBG	$447,388.00	Local Funds	PE	$0.00	$89,477.00	$44,203.00	$5,452.00	$38,448.00	$1,374.00	
										Local Bridge Program	PE	$357,911.00	$0.00	$176,812.00	$21,810.00	$153,791.00	$5,498.00	
Performance Measure Impacted: Bridge Condition																		
Arcadia	2100302	Init.	MS NA	HMA Overlay, Preventive Maintenance	MARTZ ST, OLIVE ST, SHAFFER ST, SOUTH ST	Greenfield	0	STBG	$255,366.00	Community Crossing Grant Fund	CN	$191,524.50	$0.00	$191,524.50				
										Local Funds	CN	$0.00	$63,841.50	$63,841.50				
Performance Measure Impacted: Pavement Condition																		
Atlanta	2100303	Init.	MS NA	HMA Overlay Minor Structural	BROADWAY ST, CENTRAL AVE, E RAILROAD ST, INDIANA ST, JOHN ST, MAIN ST,	Greenfield	0	STBG	$451,525.13	Local Funds	CN	$0.00	$112,881.28	$112,881.28				
										Community Crossing Grant Fund	CN	$338,643.85	$0.00	$338,643.85				
Performance Measure Impacted: Pavement Condition																		
Hamilton County	2100386	Init.	MS NA	Bridge Deck Overlay	Bridge NBI # 2900146 located at 116th Street	Greenfield	0	STBG	$1,430,905.00	Community Crossing Grant Fund	CN	$715,452.50	$0.00	$715,452.50				
										Local Funds	CN	$0.00	$715,452.50	$715,452.50				
Performance Measure Impacted: Bridge Condition																		
Noblesville	2100447	Init.	MS NA	HMA Overlay, Preventive Maintenance	156TH ST, 166TH ST, MARILYN RD, PROMISE RD, PROMISE RD	Greenfield	0	STBG	$627,946.98	Local Funds	CN	$0.00	$313,973.49	$313,973.49				
										Community Crossing Grant Fund	CN	$313,973.49	$0.00	$313,973.49				
Performance Measure Impacted: Pavement Condition																		
Sheridan	2100490	Init.	MS NA	Pavement Replacement	BRICK ST, MALOTT ST, OPLE ST	Greenfield	0	STBG	$207,063.04	Community Crossing Grant Fund	CN	$155,297.28	$0.00	$155,297.28				
										Local Funds	CN	$0.00	$51,765.76	$51,765.76				
Performance Measure Impacted: Pavement Condition																		
Westfield	2100538	Init.	MS NA	Pavement Replacement	161ST ST, BROOKSBURG DR, BUFFALO CIR, BURKET CT, BURKET DR, CADEN CT,	Greenfield	0	STBG	$2,000,000.00	Local Funds	CN	$0.00	$1,000,000.00	$1,000,000.00				
										Community Crossing Grant Fund	CN	$1,000,000.00	$0.00	$1,000,000.00				
Performance Measure Impacted: Pavement Condition																		

*Estimated Costs left to Complete Project column is for costs that may extend beyond the four years of a STIP. This column is not fiscally constrained and is for information purposes.

SPONSOR	CONTRACT # / LEAD DES	STIP NAME	ROUTE	WORK TYPE	LOCATION	DISTRICT	MILES	FEDERAL CATEGORY	Total Cost of Project*	PROGRAM	PHASE	FEDERAL	MATCH	2022	2023	2024	2025	2026
Indiana Department of Transportation	39233 / 1593236	Init.	SR 32	Bridge Replacement, Concrete	Over Stony Creek, 1.69 miles E of SR 38(E. Jct.)	Greenfield	.01	STBG		Bridge ROW	RW	$7,760.00	$1,940.00	$9,700.00				
										Bridge Construction	CN	$852,155.20	$213,038.80	$1,065,194.00				
Indiana Department of Transportation	39288 / 1601982	Init.	SR 47	Road Reconstruction (3R/4R Standards)	From the Boone/Hamilton Co Line to SR 38	Greenfield	1.622	STBG	$11,440,214.00	Road ROW	RW	$880,000.00	$220,000.00	$1,100,000.00				
										Road Construction	CN	$6,826,560.00	$1,706,640.00	$8,533,200.00				
Comments:Include DES 1592544, 1601982																		
Indiana Department of Transportation	40501 / 1700717	Init.	SR 37	Intersection Improvement, Median U-Turn	at 186th Street	Greenfield	.501	STBG	$937,509.00	Safety ROW	RW	$40,000.00	$10,000.00	$50,000.00				
										Safety Construction	CN	$1,420,014.40	$355,003.60	$887,509.00	$887,509.00			
Performance Measure Impacted: Safety																		
Westfield	41054 / 1702765	Init.	ST 1061	Intersection Improvement, Roundabout	151st Street and Towne Road Roundabout	Greenfield	.5	STBG	$1,740,000.00	Local Funds	CN	$0.00	$328,000.00	$20,000.00	$308,000.00			
										Group III Program	CN	$1,312,000.00	$0.00	$80,000.00	$1,232,000.00			
										Group III Program	RW	$80,000.00	$0.00	$80,000.00				
										Local Funds	RW	$0.00	$20,000.00	$20,000.00				
Performance Measure Impacted: Safety																		
Comments:Include DES 1702765																		
Indiana Department of Transportation	41346 / 1702149	Init.	US 31	New Interchange Construction	at 236th Street/Jackson St. 2.5 0 miles N of SR 38	Greenfield	1.13	NHPP	$20,862,460.00	Road Construction	CN	$16,689,968.00	$4,172,492.00	$20,862,460.00				
Performance Measure Impacted: Safety																		
Indiana Department of Transportation	41500 / 1702937	Init.	SR 32	Pavement Replacement, HMA	from Lakeview Drive to 19th Street	Greenfield	1.28	STBG	$2,322,231.00	Safety Construction	CN	$864,648.80	$216,162.20		$1,080,811.00			
										Road Construction	CN	$745,024.80	$186,256.20		$931,281.00			
										Road ROW	RW	$40,000.00	$10,000.00	$50,000.00				
Performance Measure Impacted: Pavement Condition																		
Comments:Include DES 1601809, 1702085, 1702937																		
Westfield	41674 / 1801731	Init.	SR 32	Pavement Replacement	SR 32 from Poplar Street to East Street	Greenfield	.47	STBG	$9,000,000.00	Mobility Construction	CN	$1,500,000.00	$0.00		$1,500,000.00			

*Estimated Costs left to Complete Project column is for costs that may extend beyond the four years of a STIP. This column is not fiscally constrained and is for information purposes.

SPONSOR	CONTRACT # / LEAD DES	STIP NAME	ROUTE	WORK TYPE	LOCATION	DISTRICT	MILES	FEDERAL CATEGORY	Total Cost of Project*	PROGRAM	PHASE	FEDERAL	MATCH	2022	2023	2024	2025	2026
Westfield	41674 / 1801731	Init.	SR 32	Pavement Replacement	SR 32 from Poplar Street to East Street	Greenfield	.47	STBG	$9,000,000.00	Local Funds	CN	$0.00	$6,368,845.00		$6,368,845.00			
Performance Measure Impacted: Pavement Condition																		
Comments:Include DES 1801731																		
Indiana Department of Transportation	41888 / 1802067	Init.	SR 32	Traffic Signal Visibility Improvements	Lane Realignment *Signal Visibility Funds SR 32 at Dartown	Greenfield	0	STBG	$35,000.00	Safety Construction	CN	$31,500.00	$3,500.00	$35,000.00				
Performance Measure Impacted: Safety																		
Fishers	41987 / 1802931	Init.	IR 1720	Road Rehabilitation (3 R/4R Standards)	136th Street from Southeastern Parkway to Prairie Baptist Road	Greenfield	.555	STBG	$10,032,360.00	Group III Program	RW	$817,040.00	$0.00		$817,040.00			
										Local Funds	CN	$0.00	$4,842,370.00			$4,842,370.00		
										Group III Program	CN	$6,285,090.00	$0.00				$6,285,090.00	
										Local Funds	RW	$0.00	$204,260.00		$204,260.00			
Comments:Includes Des #1902786, 1802931, 1802931, 1902786, 1902786, 1802931, 1802931, 1902786, 1802931, 1802931, 1902786, 1902786, 1802931, 1802931, 1902786, 1902786																		
Hamilton County	41988 / 1802938	Init.	IR 2237	Road Rehabilitation (3 R/4R Standards)	236th St from ~ 300' east of US 31 to Deming Road., Hamilton County	Greenfield	1.47	STBG	$10,500,000.00	Local Funds	CN	$0.00	$1,740,000.00			$1,740,000.00		
										Group IV Program	RW	$1,440,000.00	$0.00	$1,440,000.00				
										Group IV Program	CN	$6,960,000.00	$0.00			$6,960,000.00		
										Local Funds	RW	$0.00	$360,000.00	$360,000.00				
Comments:Include DES 2100095, 2100096, 1802938																		
Indiana Department of Transportation	42102 / 1702933	Init.	SR 38	Intersection Improvement, Roundabout	at Boden Rd	Greenfield	0	STBG	$1,766,591.00	Mobility Construction	CN	$1,178,468.00	$294,617.00		$1,473,085.00			
Performance Measure Impacted: Safety																		
Comments:Include DES 1702933																		
Indiana Department of Transportation	42203 / 1901532	Init.	US 31	Bridge Thin Deck Overlay	over US 31, 2.99 S SR 32	Greenfield	0	NHPP	$450,000.00	Bridge Construction	CN	$405,000.00	$45,000.00	$450,000.00				
Performance Measure Impacted: Bridge Condition																		
Indiana Department of Transportation	42205 / 1901539	Init.	I 69	Bridge Thin Deck Overlay	126TH ST. & PATH@.-I-69	Greenfield	0	NHPP	$419,000.00	Bridge Construction	CN	$377,100.00	$41,900.00	$419,000.00				
Performance Measure Impacted: Bridge Condition																		
Comments:Include DES 1901541, 1901539																		

*Estimated Costs left to Complete Project column is for costs that may extend beyond the four years of a STIP. This column is not fiscally constrained and is for information purposes.

SPONSOR	CONTRACT # / LEAD DES	STIP NAME	ROUTE	WORK TYPE	LOCATION	DISTRICT	MILES	FEDERAL CATEGORY	Total Cost of Project*	PROGRAM	PHASE	FEDERAL	MATCH	2022	2023	2024	2025	2026
Indiana Department of Transportation	42225 / 1901878	Init.	SR 32	Intersection Improvement, Roundabout	at Mill Creek Road	Greenfield	.5	STBG	$4,148,610.00	Mobility Construction	CN	$2,998,888.00	$749,722.00		$3,748,610.00			
										Mobility ROW	RW	$320,000.00	$80,000.00	$400,000.00				
Performance Measure Impacted: Safety																		
Indiana Department of Transportation	42226 / 1901879	Init.	SR 38	Intersection Improvement, Roundabout	at Oakmont Drive/Whitcomb Place	Greenfield	.24	STBG	$2,642,700.00	Local Funds	CN	$1,040,000.00	$260,000.00		$1,300,000.00			
										Mobility Construction	CN	$604,160.00	$151,040.00		$755,200.00			
Performance Measure Impacted: Safety																		
Comments:Include DES 1901879																		
Indiana Department of Transportation	42227 / 1901880	Init.	SR 38	Intersection Improvement, Roundabout	at Logan Street	Greenfield	1.11	STBG	$200,000.00	Local Funds	CN	$1,120,000.00	$280,000.00		$1,400,000.00			
										Mobility Construction	CN	$627,200.00	$156,800.00		$784,000.00			
										Mobility ROW	RW	$160,000.00	$40,000.00	$200,000.00				
Performance Measure Impacted: Safety																		
Indiana Department of Transportation	42397 / 1900096	Init.	US 31	New Bridge, Other	New Bridge over US 31 at 226th Street	Greenfield	0	NHPP	$11,199,359.24	Mobility Construction	CN	$5,440,000.00	$1,360,000.00		$6,800,000.00			
Comments:Include DES 1900097, 2001122, 1900096																		
Indiana Department of Transportation	42590 / 1900173	Init.	SR 32	Added Travel Lanes	from 19th to Presley Dr, Noblesville	Greenfield	.63	Safety	$3,169,427.00	Mobility ROW	RW	$0.00	$0.00	$0.00				
										Safety Construction	CN	$206,497.60	$51,624.40			$258,122.00		
										Mobility Construction	CN	$2,049,044.00	$512,261.00			$2,561,305.00		
Performance Measure Impacted: Pavement Condition																		
Comments:Include DES 1702084, 1900173																		
Fishers	42616 / 1592348	Init.	SR 37	New Interchange Construction	Intersection Improvement at 141st Street and SR 37	Greenfield	0	STBG	$21,201,000.00	Statewide Consulting	CN	$21,201,000.00	$0.00	$21,201,000.00				
Performance Measure Impacted: Safety																		
Indiana Department of Transportation	42754 / 2000191	Init.	US 31	Pavement Markings	US 31 from 0.21 mile N to 0.76 mile N of I-465N, Northern point at US 31 Bridge over 106th	Greenfield	.14	NHPP	$488,229.00	Mobility Construction	CN	$316,183.20	$79,045.80	$395,229.00				
Performance Measure Impacted: Safety																		
Comments:Include DES 2000191																		
Westfield	42757 / 1902801	Init.	IR 2155	Bike/Pedestrian Facilities	Little Eagle Creek Avenue between 146th Street and Shelborne Road	Greenfield	1.55	STBG	$4,645,900.00	Local Funds	RW	$0.00	$116,400.00			$116,400.00		

*Estimated Costs left to Complete Project column is for costs that may extend beyond the four years of a STIP. This column is not fiscally constrained and is for information purposes.

SPONSOR	CONTRACT # / LEAD DES	STIP NAME	ROUTE	WORK TYPE	LOCATION	DISTRICT	MILES	FEDERAL CATEGORY	Total Cost of Project*	PROGRAM	PHASE	FEDERAL	MATCH	2022	2023	2024	2025	2026
Westfield	42757 / 1902801	Init.	IR 2155	Bike/Pedestrian Facilities	Little Eagle Creek Avenue between 146th Street and Shelborne Road	Greenfield	1.55	STBG	$4,645,900.00	Local Transportation Alternatives	RW	$465,600.00	$0.00			$465,600.00		
										Local Transportation Alternatives	CN	$2,995,520.00	$0.00				$2,995,520.00	
										Local Funds	CN	$0.00	$748,880.00				$748,880.00	
Performance Measure Impacted: Reliability and Freight Reliability																		
Comments:Include DES 1902801																		
Hamilton County	42758 / 1902800	Init.	IR 2237	Road Rehabilitation (3 R/4R Standards)	236th St from SR 38 to Hamilton County bridge 201 (.25 miles east of Six Points Rd)	Greenfield	2.13	STBG	$6,689,750.00	Local Funds	CN	$0.00	$1,154,600.00				$1,154,600.00	
										Local Funds	RW	$0.00	$32,000.00		$32,000.00			
										Group IV Program	RW	$128,000.00	$0.00		$128,000.00			
										Group IV Program	CN	$4,618,400.00	$0.00				$4,618,400.00	
Comments:Include DES 1902800																		
Indiana Department of Transportation	42788 / 1900174	Init.	SR 37	Intersect. Improv. W/ Added Turn Lanes	at 191st Street	Greenfield	0	STBG	$884,261.00	Mobility Construction	CN	$521,344.80	$130,336.20			$651,681.00		
										Mobility ROW	RW	$40,000.00	$10,000.00	$50,000.00				
Performance Measure Impacted: Safety																		
Comments:Include DES 1900174																		
Indiana Department of Transportation	43032 / 2000173	Init.	US 31	Bridge Thin Deck Overlay	SB over 106TH STREET, 0.78 N I-465	Greenfield	0	NHPP	$5,459,670.00	Bridge Consulting	PE	$400,000.00	$100,000.00	$500,000.00				
										Bridge Construction	CN	$3,767,253.60	$941,813.40		$4,709,067.00			
Performance Measure Impacted: Bridge Condition																		
Comments:Include DES 2000174, 2000175, 2000176, 2000177, 2000178, 2000179, 2000180, 2000182, 2000209, 2000306, 2000361, 2000364, 2000380, 2000404, 2000424, 2000173																		
Indiana Department of Transportation	43149 / 1600896	Init.	SR 32	Small Structure Replacement with Bridge	1.113 mi E of US 31	Greenfield	0	STBG	$932,528.00	Bridge Construction	CN	$706,022.40	$176,505.60	$882,528.00				
										Bridge ROW	RW	$44,088.00	$11,022.00	$55,110.00				
										Bridge Consulting	PE	$40,000.00	$10,000.00	$50,000.00				
Performance Measure Impacted: Bridge Condition																		
Indiana Department of Transportation	43547 / 2000158	Init.	SR 32	Added Travel Lanes	Hazel Dell Road to Mensa Drive .	Greenfield	2.18	STBG	$19,597,328.00	Bridge Consulting	PE	$32,000.00	$8,000.00	$40,000.00				

*Estimated Costs left to Complete Project column is for costs that may extend beyond the four years of a STIP. This column is not fiscally constrained and is for information purposes.

SPONSOR	CONTRACT # / LEAD DES	STIP NAME	ROUTE	WORK TYPE	LOCATION	DISTRICT	MILES	FEDERAL CATEGORY	Total Cost of Project*	PROGRAM	PHASE	FEDERAL	MATCH	2022	2023	2024	2025	2026
Indiana Department of Transportation	43547 / 2000158	Init.	SR 32	Added Travel Lanes	Hazel Dell Road to Mensa Drive .	Greenfield	2.18	STBG	$19,597,328.00	Mobility Consulting	PE	$1,901,285.60	$475,321.40	$2,376,607.00				
										Bridge Construction	CN	$334,400.00	$83,600.00					$418,000.00
										Mobility Construction	CN	$13,410,176.80	$3,352,544.20				$16,762,721.00	
Performance Measure Impacted: Pavement Condition																		
Comments:Include DES 2100577, 2000158																		
Indiana Department of Transportation	44024 / 2003082	Init.	SR 13	Intersection Improvement, Roundabout	At Strawtown Ave. / W 8th. St.	Greenfield	0	STBG	$4,499,071.00	Safety Construction	CN	$3,279,256.80	$819,814.20					$4,099,071.00
										Safety Consulting	PE	$320,000.00	$80,000.00	$400,000.00				
Performance Measure Impacted: Safety																		
Comments:Include DES 2003081, 2003082																		

Hamilton County Total

Federal: $120,911,452.62 Match :$35,658,746.53 2022: $67,206,358.15 2023: $34,486,970.00 2024: $17,787,717.00 2025: $32,572,083.00 2026: $4,517,071.00

*Estimated Costs left to Complete Project column is for costs that may extend beyond the four years of a STIP. This column is not fiscally constrained and is for information purposes.

SPONSOR	CONTRACT # / LEAD DES	STIP NAME	ROUTE	WORK TYPE	LOCATION	DISTRICT	MILES	FEDERAL CATEGORY	Total Cost of Project*	PROGRAM	PHASE	FEDERAL	MATCH	2022	2023	2024	2025	2026
Hancock County																		
Indiana Department of Transportation	1601955	Init.	I 70	Small Structure Pipe Lining	8.000 miles E. of the Marion/Hancock County Line	Greenfield	0	NHPP	$69,306.90	Bridge Consulting	PE	$5,505.21	$611.69	$6,116.90				
										Bridge Construction	CN	$0.00	$0.00	$0.00				
Performance Measure Impacted: Safety																		
Indiana Department of Transportation	2000154	Init.	SR 9	New Signal Installation	At State Road 234	Greenfield	1.46	STBG	$1,300,091.00	Safety Construction	CN	$1,040,072.80	$260,018.20				$1,300,091.00	
Performance Measure Impacted: Safety																		
Summitville	2000828	Init.	ST 1005	Railroad Protection	Walnut St. DOT# 539648X & Mill St. DOT# 539649E - Upgrade - Norfolk Southern RR	Greenfield	0	STBG	$1,000,000.00	Local Safety Program - 130	CN	$900,000.00	$0.00	$900,000.00				
										Local Funds	CN	$0.00	$100,000.00	$100,000.00				
Performance Measure Impacted: Transit																		
Mccordsville	2000830	Init.	ST 1042	Railroad Protection	Open Des # (see log notes)	Greenfield	0	STBG	$340,000.00	Local Funds	CN	$0.00	$34,000.00		$34,000.00			
										Local Safety Program - 130	CN	$306,000.00	$0.00		$306,000.00			
Performance Measure Impacted: Transit																		
Hancock County	2002460	Init.	IR 1001	Bridge Inspections	Countywide Bridge Inspection and Inventory Program for Cycle Years 2022-2025	Greenfield	0	STBG	$251,330.21	Local Bridge Program	PE	$190,522.00	$0.00	$94,010.00	$8,806.00	$81,747.00	$5,959.00	
										Local Funds	PE	$0.00	$47,630.00	$23,502.00	$2,201.00	$20,437.00	$1,490.00	
Performance Measure Impacted: Bridge Condition																		
Hancock County	2100387	Init.	MS NA	Surface Treatment, Microsurface	1050 E, 600 N, FORTVILLE PIKE RD, SHEL-LYN CT, SHEL-LYN DR	Greenfield	0	STBG	$1,311,717.66	Local Funds	CN	$0.00	$655,858.83	$655,858.83				
										Community Crossing Grant Fund	CN	$655,858.83	$0.00	$655,858.83				
Performance Measure Impacted: Pavement Condition																		
Hancock County	39834 / 1600949	Init.	IR 1018	Br Repl, Cont. Rc Slab	Bridge 18, located on 600 E N of 900 N over Sugar Creek	Greenfield	.25	STBG	$395,111.00	Local Bridge Program	CN	$1,360,000.00	$0.00	$1,360,000.00				
										Local Funds	CN	$0.00	$340,000.00	$340,000.00				
Indiana Department of Transportation	40495 / 1700038	Init.	SR 9	HMA Overlay Minor Structural	From .53 miles N of I-70(CR 300 N) to US36/SR67	Greenfield	10.872	STBG	$10,942,707.00	Road Construction	CN	$7,491,967.20	$1,872,991.80	$9,364,959.00				
Performance Measure Impacted: Pavement Condition																		
Comments:Include DES 1702943, 1802060, 1900150, 1900225, 1700038																		

*Estimated Costs left to Complete Project column is for costs that may extend beyond the four years of a STIP. This column is not fiscally constrained and is for information purposes.

SPONSOR	CONTRACT # / LEAD DES	STIP NAME	ROUTE	WORK TYPE	LOCATION	DISTRICT	MILES	FEDERAL CATEGORY	Total Cost of Project*	PROGRAM	PHASE	FEDERAL	MATCH	2022	2023	2024	2025	2026
Indiana Department of Transportation	41045 / 1800745	Init.	SR 109	HMA Overlay, Preventive Maintenance	From SR 234 to SR 38	Greenfield	5.649	STBG	$4,035,772.00	Road Consulting	PE	$48,000.00	$12,000.00	$60,000.00				
Performance Measure Impacted: Pavement Condition																		
Comments:Include DES 1800757, 1800761, 1800779, 1800745																		
Hancock County	41050 / 1702756	Init.	IR 1006	Intersection Improvement, Roundabout	Segment B CR 600W (Mt. Comfort) from 400N to 550N - roundabouts	Greenfield	1.7	STBG	$32,235,061.00	Group IV Program	PE	$400,000.00	$0.00	$400,000.00				
										Local Funds	CN	$0.00	$4,300,000.00	$4,300,000.00				
										Group IV Program	CN	$17,200,000.00	$0.00	$17,200,000.00				
										Local Funds	PE	$0.00	$100,000.00	$100,000.00				
Performance Measure Impacted: Safety																		
Hancock County	41051 / 1702757	Init.	IR 1014	Signs, Lighting, Signals And Markings	Systemic Safety Improve. school zone flashers & guardrail attenuators	Greenfield	2	STBG	$665,352.00	Local Funds	CN	$0.00	$133,070.40	$133,070.40				
										Group IV Program	CN	$532,352.00	$0.00	$532,352.00				
Performance Measure Impacted: Safety																		
Hancock County	41052 / 1702754	Init.	IR 1006	Added Travel Lanes	600 W from Broken Arrow Dr. to North of 300 S	Greenfield	1.4	STBG	$5,020,520.00	Local Funds	CN	$0.00	$744,400.00		$744,400.00			
										Group IV Program	CN	$2,977,600.00	$0.00		$2,977,600.00			
Performance Measure Impacted: Pavement Condition																		
Comments:Include DES 1702754																		
Hancock County	41053 / 1702755	Init.	IR 1016	Bridge Replacement	Bridge 62 (CR300N over Sugar Creek)	Greenfield	.25	STBG	$3,268,640.00	Local Funds	CN	$0.00	$598,000.00		$598,000.00			
										Local Bridge Program	CN	$2,392,000.00	$0.00		$2,392,000.00			
Performance Measure Impacted: Bridge Condition																		
Comments:Include DES 1702755																		
Indiana Department of Transportation	41135 / 1800323	Init.	SR 234	Bridge Deck Overlay	over Sugar Creek, 1.48 miles W of SR 9	Greenfield	0	STBG	$3,046,971.60	Bridge Consulting	PE	$32,000.00	$8,000.00	$40,000.00				
Performance Measure Impacted: Bridge Condition																		
Comments:Include DES 1800321, 1800511, 1800323																		
Greenfield	41318 / 1801423	Init.	MS 1	Bike/Pedestrian Facilities	Multi-use Riley Literary Trail in Downtown Greenfield	Greenfield	.7	STBG	$2,660,820.00	Local Funds	CN	$0.00	$677,736.00		$677,736.00			
										Indianapolis MPO	CN	$1,581,384.00	$0.00		$1,581,384.00			
Performance Measure Impacted: Reliability and Freight Reliability																		

*Estimated Costs left to Complete Project column is for costs that may extend beyond the four years of a STIP. This column is not fiscally constrained and is for information purposes.

SPONSOR	CONTRACT # / LEAD DES	STIP NAME	ROUTE	WORK TYPE	LOCATION	DISTRICT	MILES	FEDERAL CATEGORY	Total Cost of Project*	PROGRAM	PHASE	FEDERAL	MATCH	2022	2023	2024	2025	2026
Comments:Include DES 1801423																		
Greenfield	41324 / 1801424	Init.	ST 1001	New Flasher Installation	School Zone Flashing Beacons	Greenfield	0	STBG	$888,030.00	Indianapolis MPO	CN	$698,244.00	$0.00			$698,244.00		
										Local Funds	CN	$0.00	$77,586.00			$77,586.00		
Performance Measure Impacted: Safety																		
Comments:Include DES 1901776, 1801424																		
Indiana Department of Transportation	41501 / 1702919	Init.	I 70	Added Travel Lanes	1.0 mile west of Mount Comfort Road to 1.2 miles east of SR 9	Greenfield	9.94	NHPP	$106,505,600.00	Mobility Construction	CN	$95,855,040.00	$10,650,560.00	$106,505,600.00	$0.00			
Performance Measure Impacted: Pavement Condition																		
Indiana Department of Transportation	41903 / 1700803	Init.	US 36	Road Reconstruction (3R/4R Standards)	From 0.57 mi W of SR 13 Garden Street E Jct to SR 13	Greenfield	.554	NHPP	$10,603,735.00	Road Construction	CN	$2,352,946.40	$588,236.60	$2,941,183.00				
										Bridge Construction	CN	$1,600,000.00	$400,000.00	$2,000,000.00				
										Mobility ROW	RW	$16,000.00	$4,000.00	$20,000.00				
Comments:Include DES 1592447, 1702935, 1801068, 1901435, 1901985, 1700803																		
Hancock County	41989 / 1802940	Init.	ST 2505	Added Travel Lanes	Hancock CR 600 W	Greenfield	1.8	STBG	$8,180,000.00	Local Funds	PE	$0.00	$87,500.00	$87,500.00				
										Group IV Program	CN	$5,474,000.00	$0.00		$0.00	$5,474,000.00		
										Local Funds	RW	$0.00	$100,000.00	$100,000.00				
										Local Funds	CN	$0.00	$1,368,500.00		$0.00	$1,368,500.00		
										Group IV Program	PE	$350,000.00	$0.00	$350,000.00				
										Group IV Program	RW	$400,000.00	$0.00	$400,000.00				
Performance Measure Impacted: Pavement Condition																		
Indiana Department of Transportation	42263 / 1901511	Init.	US 40	HMA Overlay, Preventive Maintenance	4.51 mi E of I-465 E leg to 0.91 mi W of SR 9 (Monroe St)	Greenfield	8.6	STBG	$6,590,446.00	Road Construction	CN	$3,572,800.00	$893,200.00	$4,466,000.00				
Performance Measure Impacted: Pavement Condition																		
Comments:Include DES 1901537, 2101284, 1901511																		
Indiana Department of Transportation	42268 / 1900201	Init.	SR 234	Small Structure Replacement	, 5.191 MI E SR 9	Greenfield	0	STBG	$391,010.00	Bridge Construction	CN	$180,000.00	$45,000.00			$225,000.00		
										Bridge ROW	RW	$12,000.00	$3,000.00	$15,000.00				

*Estimated Costs left to Complete Project column is for costs that may extend beyond the four years of a STIP. This column is not fiscally constrained and is for information purposes.

SPONSOR	CONTRACT # / LEAD DES	STIP NAME	ROUTE	WORK TYPE	LOCATION	DISTRICT	MILES	FEDERAL CATEGORY	Total Cost of Project*	PROGRAM	PHASE	FEDERAL	MATCH	2022	2023	2024	2025	2026
Performance Measure Impacted: Bridge Condition																		
Comments:Include DES 1900201																		
Indiana Department of Transportation	42272 / 1900445	Init.	I 70	Small Structure Pipe Lining	, 2.138 E HANCOCK/MARION	Greenfield	0	NHPP	$325,000.00	Bridge ROW	RW	$9,000.00	$1,000.00	$10,000.00				
										Bridge Construction	CN	$193,500.00	$21,500.00			$215,000.00		
Performance Measure Impacted: Safety																		
Comments:Include DES 1900445																		
Hancock County	42755 / 1902783	Init.	IR 4741	New Road Construction	Bypass of US52 on Stinemyer Road	Greenfield	.5	STBG	$560,500.00	Group IV Program	PE	$229,800.00	$0.00	$229,800.00				
										Group IV Program	RW	$60,000.00	$0.00		$60,000.00			
										Group IV Program	CN	$2,242,000.00	$0.00				$2,242,000.00	
										Local Funds	PE	$0.00	$57,450.00	$57,450.00				
										Local Funds	RW	$0.00	$15,000.00		$15,000.00			
										Local Funds	CN	$0.00	$560,500.00				$560,500.00	
Performance Measure Impacted: Pavement Condition																		
Hancock County	42760 / 1902793	Init.	IR 6801	Bridge Replacement	Bridge 36, located on CR 700E over Brandywine Creek	Greenfield	.1	STBG	$1,207,035.00	Local Funds	CN	$0.00	$196,000.00			$196,000.00		
										Local Funds	RW	$0.00	$8,000.00		$8,000.00			
										Local Bridge Program	RW	$32,000.00	$0.00		$32,000.00			
										Local Bridge Program	CN	$784,000.00	$0.00			$784,000.00		
Performance Measure Impacted: Bridge Condition																		
Comments:Include DES 1902793																		
Hancock County	42761 / 1902796	Init.	IR 6780	Bridge Replacement	Bridge 95 (CR 100S over Unnamed Creek)	Greenfield	.1	STBG	$1,276,020.00	Local Bridge Program	CN	$812,000.00	$0.00			$812,000.00		
										Local Funds	CN	$0.00	$203,000.00			$203,000.00		
Performance Measure Impacted: Bridge Condition																		
Comments:Include DES 1902796																		
Indiana Department of Transportation	43069 / 2000169	Init.	SR 234	Bridge Painting	over SUGAR CREEK, 01.48 W SR 9	Greenfield	0	STBG	$216,657.00	Bridge Construction	CN	$173,325.60	$43,331.40		$216,657.00			

*Estimated Costs left to Complete Project column is for costs that may extend beyond the four years of a STIP. This column is not fiscally constrained and is for information purposes.

SPONSOR	CONTRACT # / LEAD DES	STIP NAME	ROUTE	WORK TYPE	LOCATION	DISTRICT	MILES	FEDERAL CATEGORY	Total Cost of Project*	PROGRAM	PHASE	FEDERAL	MATCH	2022	2023	2024	2025	2026
Performance Measure Impacted: Bridge Condition																		
Comments:Include DES 2000169																		
Indiana Department of Transportation	43073 / 2000579	Init.	I 70	HMA Overlay, Preventive Maintenance	0.39 mi E of SR 9 to 5.50 mi E of SR 9	Greenfield	5.1	NHPP	$6,442,712.00	Road Construction	CN	$5,348,440.80	$594,271.20		$5,942,712.00			
Performance Measure Impacted: Pavement Condition																		
Comments:Include DES 2000579																		
Hancock County	43621 / 2003034	Init.	IR 1850	Added Travel Lanes	CR300N between CR600W and CR700W (SEG F)	Greenfield	1	STBG	$9,335,000.00	Local Funds	RW	$0.00	$120,000.00			$120,000.00		
										Group IV Program	CN	$6,428,000.00	$0.00				$80,000.00	$6,348,000.00
										Group IV Program	RW	$480,000.00	$0.00			$480,000.00		
										Local Funds	CN	$0.00	$1,607,000.00				$20,000.00	$1,587,000.00
Performance Measure Impacted: Pavement Condition																		
Comments:Include DES 2003034																		
Indiana Department of Transportation	43940 / 2100216	Init.	SR 109	Pavement Replacement	1.84 mi S of SR 234 (SCL Wilkinson) to 1.06 mi S of SR 234 (NCL Wilkinson)	Greenfield	.777	STBG	$3,868,054.00	Road Consulting	PE	$368,000.00	$92,000.00	$460,000.00				
										Road ROW	RW	$44,000.00	$11,000.00			$55,000.00		
										Bridge Construction	CN	$120,000.00	$30,000.00					$150,000.00
										Road Construction	CN	$2,562,443.20	$640,610.80					$3,203,054.00
Performance Measure Impacted: Pavement Condition																		
Comments:Include DES 2100281, 2100216																		
Indiana Department of Transportation	44044 / 2101229	Init.	US 40	HMA Overlay, Preventive Maintenance	2.28 mi E of SR 9 (ECL Greenfield/CR 400 E) to 0.24 mi W of SR 109 (WCL	Greenfield	10.11	STBG	$14,140,000.00	Road Construction	CN	$11,152,000.00	$2,788,000.00	$13,940,000.00				
										Road Consulting	PE	$160,000.00	$40,000.00	$200,000.00				
Performance Measure Impacted: Pavement Condition																		
Comments:Include DES 2101230, 2101231, 2101229																		

Hancock County Total

Federal: $178,822,802.04 Match :$31,130,562.92 2022: $168,048,260.96 2023: $15,596,496.00 2024: $10,810,514.00 2025: $4,210,040.00 2026: $11,288,054.00

*Estimated Costs left to Complete Project column is for costs that may extend beyond the four years of a STIP. This column is not fiscally constrained and is for information purposes.

SPONSOR	CONTRACT # / LEAD DES	STIP NAME	ROUTE	WORK TYPE	LOCATION	DISTRICT	MILES	FEDERAL CATEGORY	Total Cost of Project*	PROGRAM	PHASE	FEDERAL	MATCH	2022	2023	2024	2025	2026
Harrison County																		
Indiana Department of Transportation	1700060	Init.	SR 111	Small Structure Replacement	At 9.29 miles S of SR 211	Seymour	0	STBG	$116,170.00	Bridge Construction	CN	$0.00	$0.00	$0.00				
Performance Measure Impacted: Bridge Condition																		
Indiana Department of Transportation	1700128	Init.	SR 337	Small Structure Replacement	At 1.60 miles N of SR 11	Seymour	0	STBG	$85,971.89	Bridge Construction	CN	$0.00	$0.00	$0.00				
Performance Measure Impacted: Bridge Condition																		
Indiana Department of Transportation	1701483	Init.	SR 111	Bridge Replacement	07.11 mile S of SR 211 at Four Mile Creek	Seymour	0	STBG	$1,207,669.97	Bridge Construction	CN	$779,904.80	$194,976.20	$974,881.00				
Performance Measure Impacted: Bridge Condition																		
Indiana Department of Transportation	1701518	Init.	SR 337	Replace Superstructure	02.84 mile N of SR 11 at Buck Creek	Seymour	0	STBG	$168,602.77	Bridge Construction	CN	$0.00	$0.00	$0.00				
Performance Measure Impacted: Bridge Condition																		
Harrison County	2100128	Init.	IR 1001	Bridge Inspections	Countywide Bridge Inspection and Inventory Program for Cycle Years 2022-2025	Seymour	0	STBG	$214,667.00	Local Bridge Program	PE	$149,076.00	$0.00			$76,443.00	$6,161.00	$66,472.00
										Local Funds	PE	$0.00	$37,269.00			$19,111.00	$1,540.00	$16,618.00
Performance Measure Impacted: Bridge Condition																		
Indiana Department of Transportation	40417 / 1802986	Init.	SR 62	Small Structure Replacement	5.73 miles E of SR 337	Seymour	0	STBG	$2,444,212.88	Bridge Construction	CN	$1,339,262.40	$334,815.60			$1,674,078.00		
										Bridge ROW	RW	$88,000.00	$22,000.00		$110,000.00			
										Bridge Consulting	PE	$48,000.00	$12,000.00			$60,000.00		
Performance Measure Impacted: Bridge Condition																		
Comments:Include DES 1700057, 1802987, 1802986																		
Indiana Department of Transportation	40418 / 1600665	Init.	SR 11	Small Structure Replacement	3.5 miles N of SR 211	Seymour	0	STBG	$668,827.24	Bridge Construction	CN	$358,143.35	$89,535.83	$447,679.19				
										Bridge ROW	RW	$8,000.00	$2,000.00	$10,000.00				
Performance Measure Impacted: Bridge Condition																		
Comments:Include DES 1700061, 1600665																		
Harrison County	40888 / 1702960	Init.	IR 1007	New Road Construction	Begin at Old Lanesville Rd just east of Angel Run Rd and extending north to SR64	Seymour	.73	STBG	$15,968,453.80	Local Funds	CN	$0.00	$2,533,093.80		$2,533,093.80			
										Group IV Program	CN	$10,132,375.20	$0.00		$10,132,375.20			
Performance Measure Impacted: Pavement Condition																		
Comments:Include DES 2001155, 1702960																		

*Estimated Costs left to Complete Project column is for costs that may extend beyond the four years of a STIP. This column is not fiscally constrained and is for information purposes.

SPONSOR	CONTRACT # / LEAD DES	STIP NAME	ROUTE	WORK TYPE	LOCATION	DISTRICT	MILES	FEDERAL CATEGORY	Total Cost of Project*	PROGRAM	PHASE	FEDERAL	MATCH	2022	2023	2024	2025	2026
Indiana Department of Transportation	41421 / 1600485	Init.	SR 11	Bridge Replacement	0.85 mile S SR 211, over S. Fork Buck Creek	Seymour	0	STBG	$4,153,084.33	Bridge Construction	CN	$2,137,850.40	$534,462.60		$2,672,313.00			
										Bridge ROW	RW	$32,000.00	$8,000.00	$40,000.00				
Performance Measure Impacted: Bridge Condition																		
Comments:Include DES 1400111, 1600486, 1800998, 1800999, 1801000, 1801001, 1600485																		
Indiana Department of Transportation	41422 / 1801004	Init.	I 64	Small Structure Replacement	W of SR 135	Seymour	0	NHPP	$1,348,207.00	Bridge Construction	CN	$1,015,975.80	$112,886.20		$1,128,862.00			
										Bridge ROW	RW	$18,000.00	$2,000.00	$20,000.00				
Performance Measure Impacted: Bridge Condition																		
Comments:Include DES 1801005, 1801004																		
Indiana Department of Transportation	42151 / 1900669	Init.	SR 135	HMA Overlay, Preventive Maintenance	Ohio River Bridge to 1.32 miles S of SR 62 (Indian Creek Bridge)	Seymour	13.26	STBG	$10,989,647.00	Road Construction	CN	$8,623,717.60	$2,155,929.40	$10,779,647.00				
Performance Measure Impacted: Pavement Condition																		
Comments:Include DES 1900683, 1900669																		
Indiana Department of Transportation	42232 / 1802994	Init.	I 64	Bridge Replacement	04.24 miles E of SR 135, Pfrimmers Chapel Rod @ I-64 EB	Seymour	0	NHPP	$9,086,898.00	Bridge Consulting	PE	$319,230.00	$35,470.00	$9,700.00			$345,000.00	
										Bridge Construction	CN	$7,122,823.20	$791,424.80				$7,914,248.00	
										Bridge ROW	RW	$45,000.00	$5,000.00		$50,000.00			
Performance Measure Impacted: Bridge Condition																		
Comments:Include DES 1802995, 1900090, 1802994																		
Indiana Department of Transportation	42292 / 1900102	Init.	SR 462	Bridge Deck Overlay	00.02 E of SR 62 @ Blue River	Seymour	0	STBG	$790,798.00	Bridge Construction	CN	$563,038.40	$140,759.60			$703,798.00		
										Bridge ROW	RW	$17,600.00	$4,400.00	$22,000.00				
										Bridge Consulting	PE	$52,000.00	$13,000.00			$65,000.00		
Performance Measure Impacted: Bridge Condition																		
Comments:Include DES 1900102																		
Indiana Department of Transportation	42399 / 1900066	Init.	SR 64	Bridge Replacement	00.11 mile E of SR 337 @ Branch Blue River	Seymour	0	STBG	$1,543,139.00	Bridge Construction	CN	$978,511.20	$244,627.80			$1,223,139.00		
										Bridge Consulting	PE	$40,000.00	$10,000.00			$50,000.00		
										Bridge ROW	RW	$32,000.00	$8,000.00	$40,000.00				
Performance Measure Impacted: Bridge Condition																		

*Estimated Costs left to Complete Project column is for costs that may extend beyond the four years of a STIP. This column is not fiscally constrained and is for information purposes.

SPONSOR	CONTRACT # / LEAD DES	STIP NAME	ROUTE	WORK TYPE	LOCATION	DISTRICT	MILES	FEDERAL CATEGORY	Total Cost of Project*	PROGRAM	PHASE	FEDERAL	MATCH	2022	2023	2024	2025	2026
Comments:Include DES 1900066																		
Indiana Department of Transportation	42857 / 2001154	Init.	SR 11	New Road Construction	From SR 135/Watson Road to SR 11/SR 337/Melview Road Intersection	Seymour	10.06	STBG	$34,730,000.00	Demonstration Fund Program	CN	$399,932.00	$99,983.00					$499,915.00
										Route Transfer/relinquishment	RW	$256,000.00	$64,000.00		$320,000.00			
										Group IV Program	CN	$11,200,000.00	$2,800,000.00					$14,000,000.00
										Route Transfer/relinquishment	CN	$12,826,764.00	$3,206,691.00				$1,460,000.00	$14,573,455.00
Performance Measure Impacted: Pavement Condition																		
Comments:Include DES 2001154																		
Indiana Department of Transportation	42872 / 2000155	Init.	SR 64	Bridge Deck Overlay	Bridge over Indian Creek, 00.47 mile E of SR 335	Seymour	0	STBG	$1,367,087.00	Bridge Construction	CN	$997,669.60	$249,417.40		$1,247,087.00			
Performance Measure Impacted: Bridge Condition																		
Comments:Include DES 2000155																		
Indiana Department of Transportation	42874 / 2000083	Init.	SR 337	Bridge Deck Overlay	Bridge over Indian Creek, LNA& C RR, 00.46 mi N of SR 62	Seymour	0	STBG	$2,951,339.00	Bridge Construction	CN	$1,444,452.00	$361,113.00		$1,805,565.00			
										Road Construction	CN	$596,699.20	$149,174.80		$745,874.00			
Performance Measure Impacted: Bridge Condition																		
Comments:Include DES 1800298, 2000070, 2000083																		
Indiana Department of Transportation	42890 / 2000312	Init.	SR 11	HMA Overlay, Preventive Maintenance	SR 337 to SR 211	Seymour	9.77	STBG	$3,122,843.00	Road Construction	CN	$2,498,274.40	$624,568.60		$3,122,843.00			
Performance Measure Impacted: Pavement Condition																		
Comments:Include DES 2000312																		
Indiana Department of Transportation	42907 / 2001162	Init.	I 64	Lighting	I-64 and Crandall Lanesville Rd Interchange	Seymour	0	NHPP	$490,264.00	Safety Construction	CN	$382,500.00	$42,500.00		$425,000.00			
Performance Measure Impacted: Safety																		
Comments:Include DES 2001162																		
Indiana Department of Transportation	43304 / 2001957	Init.	SR 211	Small Structure Replacement	0.30 mi N of SR 111	Seymour	0	STBG	$2,627,405.00	Bridge ROW	RW	$44,000.00	$11,000.00			$55,000.00		
										Bridge Consulting	PE	$560,000.00	$140,000.00	$700,000.00				
										Bridge Construction	CN	$1,497,924.00	$374,481.00				$1,872,405.00	
Performance Measure Impacted: Bridge Condition																		
Comments:Include DES 2001963, 2001981, 2002349, 2001957																		
Indiana Department of Transportation	43336 / 2001899	Init.	SR 135	HMA Overlay, Preventive Maintenance	1.32 miles S of SR 62 (Indian Creek Bridge) to 0.97 miles N of I 64 (Angelo Rd)	Seymour	3.989	STBG	$5,662,192.00	Road Consulting	PE	$549,260.80	$137,315.20	$686,576.00				

*Estimated Costs left to Complete Project column is for costs that may extend beyond the four years of a STIP. This column is not fiscally constrained and is for information purposes.

SPONSOR	CONTRACT # / LEAD DES	STIP NAME	ROUTE	WORK TYPE	LOCATION	DISTRICT	MILES	FEDERAL CATEGORY	Total Cost of Project*	PROGRAM	PHASE	FEDERAL	MATCH	2022	2023	2024	2025	2026
Indiana Department of Transportation	43336 / 2001899	Init.	SR 135	HMA Overlay, Preventive Maintenance	1.32 miles S of SR 62 (Indian Creek Bridge) to 0.97 miles N of I 64 (Angelo Rd)	Seymour	3.989	STBG	$5,662,192.00	Road Construction	CN	$3,980,492.80	$995,123.20				$4,975,616.00	
Performance Measure Impacted: Pavement Condition																		
Comments:Include DES 2001909, 2001899																		
Harrison County	43647 / 2002982	Init.	IR 8083	Bridge Rehabilitation Or Repair	The project is located approximately 0.2 miles south of SR 62 on Corydon New	Seymour	.114	STBG	$1,907,125.00	Local Bridge Program	PE	$145,700.00	$0.00	$145,700.00				
										Local Bridge Program	CN	$1,380,000.00	$0.00					$1,380,000.00
										Local Funds	CN	$0.00	$345,000.00					$345,000.00
										Local Funds	PE	$0.00	$36,425.00	$36,425.00				
Performance Measure Impacted: Bridge Condition																		
Comments:Include DES 2002982																		
Harrison County	43652 / 2002990	Init.	IR 8142	Bridge Rehabilitation Or Repair	The project is located on Old Hwy 337 approximately 0.8 miles south of Lake Rd.	Seymour	.086	STBG	$1,300,540.00	Local Bridge Program	RW	$18,080.00	$0.00			$18,080.00		
										Local Bridge Program	CN	$912,400.00	$0.00					$912,400.00
										Local Funds	RW	$0.00	$4,520.00			$4,520.00		
										Local Funds	PE	$0.00	$27,488.00	$27,488.00				
										Local Funds	CN	$0.00	$228,100.00					$228,100.00
										Local Bridge Program	PE	$109,952.00	$0.00	$109,952.00				
Performance Measure Impacted: Bridge Condition																		
Comments:Include DES 2002990																		
Indiana Department of Transportation	43707 / 2100956	Init.	I 64	Superstructure Repair and Rehabilitation	EB Bridge over Gethsemane Church Road, 1.51 Miles W of SR 337	Seymour	0	NHPP	$654,300.00	Bridge Construction	CN	$432,000.00	$48,000.00		$480,000.00			
										Bridge Consulting	PE	$156,870.00	$17,430.00	$174,300.00				
Performance Measure Impacted: Safety																		
Comments:Include DES 2100920, 2100957, 2101024, 2100956																		
Indiana Department of Transportation	43734 / 2100570	Init.	SR 135	Bridge Deck Replacement	over LICK RUN CREEK, 01.04 N of SR 11	Seymour	0	STBG	$8,319,000.00	Bridge Construction	CN	$5,975,200.00	$1,493,800.00					$7,469,000.00
Performance Measure Impacted: Bridge Condition																		
Comments:Include DES 2100689, 2100698, 2100570																		

*Estimated Costs left to Complete Project column is for costs that may extend beyond the four years of a STIP. This column is not fiscally constrained and is for information purposes.

SPONSOR	CONTRACT # / LEAD DES	STIP NAME	ROUTE	WORK TYPE	LOCATION	DISTRICT	MILES	FEDERAL CATEGORY	Total Cost of Project*	PROGRAM	PHASE	FEDERAL	MATCH	2022	2023	2024	2025	2026
Indiana Department of Transportation	43748 / 2100771	Init.	I 64	Small Structure Replacement	over Unnamed Ditch, 3.38 Miles W of SR 135	Seymour	.1	NHPP	$4,319,000.00	Bridge ROW	RW	$27,000.00	$3,000.00		$30,000.00			
										Bridge Construction	CN	$3,194,100.00	$354,900.00					$3,549,000.00
										Bridge Consulting	PE	$666,000.00	$74,000.00	$740,000.00				
Performance Measure Impacted: Bridge Condition																		
Comments:Include DES 2100770, 2100772, 2100786, 2100817, 2100771																		
Indiana Department of Transportation	43749 / 2100809	Init.	SR 62	Small Structure Replacement	over Unnamed Ditch, 6.68 miles E of SR 337	Seymour	.1	STBG	$1,069,000.00	Bridge Consulting	PE	$244,000.00	$61,000.00	$305,000.00				
										Bridge Construction	CN	$587,200.00	$146,800.00					$734,000.00
										Bridge ROW	RW	$24,000.00	$6,000.00			$30,000.00		
Performance Measure Impacted: Bridge Condition																		
Comments:Include DES 2100824, 2100809																		
Indiana Department of Transportation	43765 / 2100250	Init.	US 150	HMA Overlay Minor Structural	SR 135 to SR 335	Seymour	6.16	STBG	$5,361,080.00	Road ROW	RW	$28,000.00	$7,000.00				$35,000.00	
										Road Construction	CN	$4,260,864.00	$1,065,216.00					$5,326,080.00
Performance Measure Impacted: Pavement Condition																		
Comments:Include DES 2100250																		
Indiana Department of Transportation	43767 / 2100254	Init.	SR 62	Concrete Pavement Restoration (CPR)	0.35 miles W of W Jct of SR 337 (near Woodlawn Ave) to SR 337	Seymour	.34	STBG	$541,621.00	Road Construction	CN	$333,296.80	$83,324.20					$416,621.00
										Road Consulting	PE	$100,000.00	$25,000.00		$125,000.00			
Performance Measure Impacted: Pavement Condition																		
Comments:Include DES 2100254																		
Indiana Department of Transportation	43789 / 2100807	Init.	SR 11	Small Structure Replacement	01.8 N SR 337	Seymour	.1	STBG	$819,500.00	Bridge Construction	CN	$655,600.00	$163,900.00					$819,500.00
Performance Measure Impacted: Bridge Condition																		
Comments:Include DES 2100825, 2100807																		

Harrison County Total

Federal: $90,384,739.95 Match :$20,737,921.23 2022: $15,269,348.19 2023: $24,928,013.00 2024: $3,979,169.00 2025: $16,609,970.00 2026: $50,336,161.00

*Estimated Costs left to Complete Project column is for costs that may extend beyond the four years of a STIP. This column is not fiscally constrained and is for information purposes.

SPONSOR	CONTRACT # / LEAD DES	STIP NAME	ROUTE	WORK TYPE	LOCATION	DISTRICT	MILES	FEDERAL CATEGORY	Total Cost of Project*	PROGRAM	PHASE	FEDERAL	MATCH	2022	2023	2024	2025	2026
Hendricks County																		
Brownsburg	2000832	Init.	ST 1047	Railroad Protection	Open Des # (see log notes)	Crawfordsville	0	STBG	$340,000.00	Local Funds	CN	$0.00	$34,000.00	$34,000.00				
										Local Safety Program - 130	CN	$306,000.00	$0.00	$306,000.00				
Performance Measure Impacted: Transit																		
Hendricks County	2002435	Init.	IR 1048	Bridge Inspections	Countywide Bridge Inventory and Inspection Program for Cycle Years 2022-2025	Crawfordsville	0	STBG	$329,933.00	Local Bridge Program	PE	$263,945.00	$0.00	$130,270.00	$9,999.00	$113,278.00	$10,398.00	
										Local Funds	PE	$0.00	$65,988.00	$32,568.00	$2,500.00	$28,320.00	$2,600.00	
Performance Measure Impacted: Bridge Condition																		
Indiana Department of Transportation	2003095	Init.	SR 267	Relinquishments/Road Transfer	Avon Avenue north of US 40 and Quaker Boulevard south of US 40 in Plainfield	Crawfordsville	2.62	STBG	$33,120,500.00	Local Funds	CN	$3,829,400.00	$957,350.00		$131,250.00	$1,994,250.00	$1,367,500.00	$1,293,750.00
										Route Transfer/relinquishment	RW	$384,000.00	$96,000.00		$225,000.00	$225,000.00	$30,000.00	
										Local Funds	RW	$96,000.00	$24,000.00		$56,250.00	$56,250.00	$7,500.00	
										Route Transfer/relinquishment	CN	$15,317,600.00	$3,829,400.00		$525,000.00	$7,977,000.00	$5,470,000.00	$5,175,000.00
										Route Transfer/relinquishment	PE	$4,082,400.00	$1,020,600.00	$1,350,000.00	$500,000.00	$1,828,000.00	$850,000.00	$575,000.00
										Local Funds	PE	$1,020,600.00	$255,150.00	$337,500.00	$125,000.00	$457,000.00	$212,500.00	$143,750.00
Performance Measure Impacted: Safety																		
Danville	2100343	Init.	MS NA	HMA Overlay Minor Structural	HERITAGE DR	Crawfordsville	0	STBG	$64,541.00	Community Crossing Grant Fund	CN	$48,405.75	$0.00	$48,405.75				
										Local Funds	CN	$0.00	$16,135.25	$16,135.25				
Performance Measure Impacted: Pavement Condition																		
Hendricks County	2100390	Init.	MS NA	HMA Overlay Minor Structural	CO RD 75 E, COUNTY LINE RD, CR 1000 S, CR 400 S, E CO RD 1025 N, E CO RD 550 N, E CO	Crawfordsville	0	STBG	$2,239,443.75	Community Crossing Grant Fund	CN	$1,000,000.00	$0.00	$1,000,000.00				
										Local Funds	CN	$0.00	$1,239,443.75	$1,239,443.75				
Performance Measure Impacted: Pavement Condition																		
Lizton	2100414	Init.	MS NA	Other Type Project (Miscellaneous)	BRUMFELD ST, CHURCH ST, LEBANON ST, RAILROAD ST	Crawfordsville	0	STBG	$161,268.00	Community Crossing Grant Fund	CN	$120,951.00	$0.00	$120,951.00				
										Local Funds	CN	$0.00	$40,317.00	$40,317.00				
Performance Measure Impacted: Safety																		

*Estimated Costs left to Complete Project column is for costs that may extend beyond the four years of a STIP. This column is not fiscally constrained and is for information purposes.

SPONSOR	CONTRACT # / LEAD DES	STIP NAME	ROUTE	WORK TYPE	LOCATION	DISTRICT	MILES	FEDERAL CATEGORY	Total Cost of Project*	PROGRAM	PHASE	FEDERAL	MATCH	2022	2023	2024	2025	2026
Indiana Department of Transportation	40534 / 1701565	Init.	I 70	Replace Superstructure	0.94 mi W of SR 267, over I 70	Crawfordsville	0	NHPP	$1,546,757.00	Bridge Construction	CN	$1,254,521.76	$139,391.30	$1,393,913.07				
Performance Measure Impacted: Bridge Condition																		
Indiana Department of Transportation	40568 / 1701588	Init.	US 40	Bridge Replacement	Over Mill Creek	Crawfordsville	0	STBG	$7,656,327.00	Bridge Construction	CN	$5,522,349.60	$1,380,587.40	$6,902,937.00				
Performance Measure Impacted: Bridge Condition																		
Comments:Include DES 1700192, 1900745, 1701588																		
Indiana Department of Transportation	40574 / 1600869	Init.	SR 39	Small Structure Replacement	3.08 mi S of US 136	Crawfordsville	0	STBG	$1,985,110.00	Bridge Construction	CN	$1,029,236.00	$257,309.00	$1,286,545.00				
										Statewide Construction	CN	$148,872.84	$37,218.21	$186,091.06				
Performance Measure Impacted: Bridge Condition																		
Comments:Include DES 1400229, 1500139, 1901980, 1600869																		
Indiana Department of Transportation	40581 / 1700116	Init.	SR 39	HMA Overlay Minor Structural	From 0.02 mi N of US 36 N jct to 0.18 mi N of I-74 (Lizton)	Crawfordsville	8.98	STBG	$5,247,381.00	Road Construction	CN	$3,614,828.80	$903,707.20	$4,518,536.00				
Performance Measure Impacted: Pavement Condition																		
Comments:Include DES 1900753, 1700116																		
Indiana Department of Transportation	41265 / 1500143	Init.	I 70	Interchange Modification	From 0.43 mi W of SR 39 to 0.4 7 mi E of SR 39	Crawfordsville	.904	NHPP	$18,985,050.98	Mobility Consulting	PE	$126,420.15	$14,046.68	$140,466.84				
Performance Measure Impacted: Safety																		
Comments:Include DES 1500145, 1801428, 1500143																		
Indiana Department of Transportation	41588 / 1800153	Init.	SR 234	Small Structure Replacement	3.54 mi W of SR 75	Crawfordsville	0	STBG	$1,343,500.00	Bridge Consulting	PE	$0.00	$0.00		$0.00			
										Bridge ROW	RW	$17,600.00	$4,400.00	$22,000.00				
										Bridge Construction	CN	$715,396.80	$178,849.20		$894,246.00			
Performance Measure Impacted: Bridge Condition																		
Comments:Include DES 1800154, 1800155, 1800153																		
Indiana Department of Transportation	41611 / 2000839	Init.	SR 75	HMA Overlay, Preventive Maintenance	From US 36 to SR 234	Crawfordsville	12.54	STBG	$6,475,285.13	Road Construction	CN	$4,103,822.40	$1,025,955.60	$150,000.00	$4,979,778.00			
										Bridge Construction	CN	$528,000.00	$132,000.00		$660,000.00			
										Road ROW	RW	$80,000.00	$20,000.00	$100,000.00				
Performance Measure Impacted: Pavement Condition																		
Comments:Include DES 1800195, 1800674, 2000839																		
Indiana Department of Transportation	41616 / 1800214	Init.	US 40	Other Intersection Improvement	at the CR-0 E/W intersection, 1. 96 mi W of SR-39	Crawfordsville	0	NHPP	$2,840,683.00	Safety Construction	CN	$631,120.00	$157,780.00			$788,900.00		

*Estimated Costs left to Complete Project column is for costs that may extend beyond the four years of a STIP. This column is not fiscally constrained and is for information purposes.

SPONSOR	CONTRACT # / LEAD DES	STIP NAME	ROUTE	WORK TYPE	LOCATION	DISTRICT	MILES	FEDERAL CATEGORY	Total Cost of Project*	PROGRAM	PHASE	FEDERAL	MATCH	2022	2023	2024	2025	2026
Performance Measure Impacted: Safety																		
Comments:Include DES 1800213, 1800214																		
Indiana Department of Transportation	41619 / 1801720	Init.	SR 75	Slide Correction	on SR 75, 1.20 miles south of SR 234	Crawfordsville	0	STBG	$475,818.00	Road Construction	CN	$270,294.40	$67,573.60		$337,868.00			
										Road ROW	RW	$8,000.00	$2,000.00	$10,000.00				
										Road Consulting	PE	$16,000.00	$4,000.00	$20,000.00				
Performance Measure Impacted: Safety																		
Comments:Include DES 1801720																		
Indiana Department of Transportation	41626 / 1800073	Init.	SR 236	Bridge Replacement	over West Fk Big Walnut Creek; 1.60 mi W of SR 75	Crawfordsville	0	STBG	$3,258,464.00	Bridge Construction	CN	$2,283,627.20	$570,906.80		$2,854,534.00			
										Bridge Consulting	PE	$0.00	$0.00		$0.00			
										Bridge ROW	RW	$32,000.00	$8,000.00	$40,000.00				
Performance Measure Impacted: Bridge Condition																		
Comments:Include DES 1800073																		
Indiana Department of Transportation	42051 / 1900751	Init.	I 74	Bridge Deck Overlay	over CSX RR, 03.62 mi W of I-4 65 (EB)	Crawfordsville	0	NHPP	$3,547,125.00	Bridge Construction	CN	$18,000.00	$2,000.00	$20,000.00				
Performance Measure Impacted: Bridge Condition																		
Comments:Include DES 1900752, 1900751																		
Indiana Department of Transportation	42246 / 1900359	Init.	SR 236	HMA Overlay Minor Structural	from 0.39 mi W of SR 75 to 0.1 3 mi E of SR 75	Crawfordsville	.52	STBG	$3,148,249.00	Bridge ROW	RW	$16,000.00	$4,000.00		$20,000.00			
										Road Construction	CN	$1,359,349.60	$339,837.40		$50,000.00	$1,649,187.00		
										Road ROW	RW	$16,000.00	$4,000.00		$20,000.00			
										District Other Construction	CN	$16,800.00	$4,200.00			$21,000.00		
										Bridge Construction	CN	$761,109.60	$190,277.40			$951,387.00		
Performance Measure Impacted: Pavement Condition																		
Comments:Include DES 1900286, 1900359																		
Indiana Department of Transportation	42257 / 1900357	Init.	US 36	Concrete Pavement Restoration (CPR)	from 0.95 mi E to 6.76 mi E of SR 39 E Jct	Crawfordsville	5.8	NHPP	$12,258,830.00	Road ROW	RW	$16,000.00	$4,000.00	$20,000.00				
										Road Construction	CN	$8,991,632.00	$2,247,908.00		$10,000.00	$11,229,540.00		
Performance Measure Impacted: Pavement Condition																		

*Estimated Costs left to Complete Project column is for costs that may extend beyond the four years of a STIP. This column is not fiscally constrained and is for information purposes.

SPONSOR	CONTRACT # / LEAD DES	STIP NAME	ROUTE	WORK TYPE	LOCATION	DISTRICT	MILES	FEDERAL CATEGORY	Total Cost of Project*	PROGRAM	PHASE	FEDERAL	MATCH	2022	2023	2024	2025	2026
Comments:Include DES 1900357																		
Indiana Department of Transportation	42531 / 1800203	Init.	US 36	Added Travel Lanes	From 3.95 mi W of I-465 W leg to 7.34 mi W of I-465 W leg	Crawfordsville	3.43	NHPP	$42,122,559.00	Mobility Construction	CN	$240,000.00	$60,000.00		$300,000.00			
Performance Measure Impacted: Pavement Condition																		
Comments:Include DES 1800203																		
Indiana Department of Transportation	42537 / 1902063	Init.	I 74	Small Structures & Drains Construction	1.16 mi SE of SR 267	Crawfordsville	0	NHPP	$400,838.00	Bridge Construction	CN	$284,074.20	$31,563.80		$315,638.00			
Performance Measure Impacted: Safety																		
Comments:Include DES 1902063																		
Hendricks County	42759 / 1902753	Init.	ST 2710	Bridge Replacement	On Stafford Road/CR 450 S approximately 0.350 miles east of the Ronald Reagan Parkway	Crawfordsville	.25	STBG	$5,216,445.00	Local Bridge Program	CN	$2,390,116.00	$0.00			$2,390,116.00		
										Local Funds	CN	$0.00	$597,529.00			$597,529.00		
Performance Measure Impacted: Bridge Condition																		
Comments:Include DES 2100150, 1902753																		
Indiana Department of Transportation	42946 / 2000407	Init.	US 36	Bridge Deck Overlay	0.64 mi E of SR 39, over West Fk White Lick Creek	Crawfordsville	0	NHPP	$1,110,858.00	Bridge Construction	CN	$697,902.40	$174,475.60			$872,378.00		
Performance Measure Impacted: Bridge Condition																		
Comments:Include DES 2000684, 2000407																		
Indiana Department of Transportation	42952 / 2000788	Init.	SR 267	Small Structure Replacement	0.69 mi S of I-70	Crawfordsville	0	STBG	$1,339,653.00	Bridge ROW	RW	$16,000.00	$4,000.00		$20,000.00			
										Bridge Construction	CN	$894,762.40	$223,690.60			$1,118,453.00		
Performance Measure Impacted: Bridge Condition																		
Comments:Include DES 2000681, 2000788																		
Indiana Department of Transportation	43002 / 2000385	Init.	SR 39	Bridge Thin Deck Overlay	0.34 mi N of I-70, over Branch McCracken Creek	Crawfordsville	0	STBG	$148,866.00	Bridge Construction	CN	$119,092.80	$29,773.20			$148,866.00		
Performance Measure Impacted: Bridge Condition																		
Comments:Include DES 2000385																		
Indiana Department of Transportation	43037 / 1902856	Init.	I 70	Rest Area Modernization	Plainfield Rest Area Truck Parking Conversion	Crawfordsville	.39	NHPP	$7,829,250.00	Statewide Consulting	PE	$492,750.00	$54,750.00			$547,500.00		
										Statewide Construction	CN	$4,927,500.00	$547,500.00				$5,475,000.00	
Performance Measure Impacted: Reliability and Freight Reliability																		
Comments:Include DES 1902856																		
Indiana Department of Transportation	43207 / 2000107	Init.	I 74	Bridge Painting	1.17 mi E of SR 267, over I-74 EB/WB	Crawfordsville	0	NHPP	$1,665,001.00	Bridge Construction	CN	$1,487,700.90	$165,300.10	$5,000.00	$1,648,001.00			
Performance Measure Impacted: Bridge Condition																		
Comments:Include DES 2000105, 2000108, 2100906, 2000107																		

*Estimated Costs left to Complete Project column is for costs that may extend beyond the four years of a STIP. This column is not fiscally constrained and is for information purposes.

SPONSOR	CONTRACT # / LEAD DES	STIP NAME	ROUTE	WORK TYPE	LOCATION	DISTRICT	MILES	FEDERAL CATEGORY	Total Cost of Project*	PROGRAM	PHASE	FEDERAL	MATCH	2022	2023	2024	2025	2026
Indiana Department of Transportation	43451 / 2002201	Init.	US 136	Small Structure Replacement	1.09 mi W of SR 267, over ditch	Crawfordsville	0	STBG	$1,043,154.00	Bridge ROW	RW	$56,000.00	$14,000.00	$70,000.00				
										Bridge Construction	CN	$778,523.20	$194,630.80		$15,000.00		$958,154.00	
Performance Measure Impacted: Bridge Condition																		
Comments:Include DES 2002363, 2002201																		
Indiana Department of Transportation	43566 / 2002595	Init.	I 74	Install New Cable Rail Barriers	I-74 from 0.69 mile east of SR-3 2 to 0.53 mile west of SR-267	Crawfordsville	26.4	NHPP	$2,488,242.00	Safety Construction	CN	$2,023,464.60	$224,829.40	$2,248,294.00				
										Safety Consulting	PE	$90,000.00	$10,000.00	$100,000.00				
Performance Measure Impacted: Safety																		
Comments:Include DES 2002595																		
Indiana Department of Transportation	43567 / 2002322	Init.	I 74	Drainage Ditch Correction	From 1.11 mi W of US 231 to 4. 30 mi W of I-465 (west leg)	Crawfordsville	36.25	NHPP	$892,412.00	Road Construction	CN	$803,170.80	$89,241.20			$892,412.00		
Performance Measure Impacted: Safety																		
Comments:Include DES 2002322																		
Indiana Department of Transportation	43670 / 2100139	Init.	US 136	New Signal Installation	6.48 mi E of SR 39, at CR 550 E	Crawfordsville	0	STBG	$253,410.00	District Other Consulting	PE	$60,000.00	$15,000.00	$75,000.00				
										District Other Construction	CN	$136,000.00	$34,000.00		$170,000.00			
Performance Measure Impacted: Safety																		
Comments:Include DES 2100139																		
Indiana Department of Transportation	43689 / 2100061	Init.	SR 267	Intersect. Improv. W/ Added Turn Lanes	At CR 1000 N, 1.01 south of the Hendricks/Boone County Line	Crawfordsville	0	STBG	$1,254,321.00	Safety Consulting	PE	$88,480.00	$22,120.00	$110,600.00				
										Safety Construction	CN	$914,976.80	$228,744.20					$1,143,721.00
Performance Measure Impacted: Safety																		
Comments:Include DES 2100061																		
Indiana Department of Transportation	43691 / 2100050	Init.	I 74	Auxiliary Lanes, Accel & Decel or Turn Lanes	5.14 miles west of the west leg of I-465	Crawfordsville	.14	NHPP	$1,506,160.00	Mobility Consulting	PE	$225,000.00	$25,000.00	$250,000.00				
										Mobility Construction	CN	$1,130,544.00	$125,616.00					$1,256,160.00
Performance Measure Impacted: Reliability and Freight Reliability																		
Comments:Include DES 2100050																		
Indiana Department of Transportation	43694 / 2100191	Init.	SR 75	HMA Overlay, Preventive Maintenance	From US 40 to US 36	Crawfordsville	9.483	STBG	$4,201,082.00	Road Construction	CN	$3,080,865.60	$770,216.40			$25,000.00		$3,826,082.00
										Road Consulting	PE	$280,000.00	$70,000.00	$350,000.00				
Performance Measure Impacted: Pavement Condition																		

*Estimated Costs left to Complete Project column is for costs that may extend beyond the four years of a STIP. This column is not fiscally constrained and is for information purposes.

SPONSOR	CONTRACT # / LEAD DES	STIP NAME	ROUTE	WORK TYPE	LOCATION	DISTRICT	MILES	FEDERAL CATEGORY	Total Cost of Project*	PROGRAM	PHASE	FEDERAL	MATCH	2022	2023	2024	2025	2026
Comments:Include DES 2100191																		
Indiana Department of Transportation	43696 / 2100267	Init.	SR 75	Small Structures & Drains Construction	From 0.27 mi S of SR 236 to 0.3 5 mi N of SR 236 (North Salem)	Crawfordsville	.619	STBG	$745,428.00	Bridge Construction	CN	$463,542.40	$115,885.60					$579,428.00
										Bridge Consulting	PE	$132,800.00	$33,200.00	$166,000.00				
Performance Measure Impacted: Safety																		
Comments:Include DES 2100267																		
Indiana Department of Transportation	43702 / 2000873	Init.	US 136	HMA Overlay, Preventive Maintenance	From 0.22 mi W of SR 39 to 3.0 1 mi W of I-465	Crawfordsville	12.85	STBG	$8,539,591.00	Road Construction	CN	$6,275,392.00	$1,568,848.00		$7,844,240.00			
Performance Measure Impacted: Pavement Condition																		
Comments:Include DES 2000873																		
Indiana Department of Transportation	43714 / 2002959	Init.	I 70	Added Travel Lanes	From 0.76 mile W of SR 39 to SR 267	Crawfordsville	7.77	NHPP	$61,229,500.00	Mobility Consulting	PE	$7,721,550.00	$857,950.00	$500,000.00	$1,500,000.00	$2,500,000.00	$1,500,000.00	$2,579,500.00
										Mobility Construction	CN	$47,385,000.00	$5,265,000.00					$52,650,000.00
										Mobility ROW	RW	$0.00	$0.00				$0.00	
Performance Measure Impacted: Pavement Condition																		
Indiana Department of Transportation	43831 / 2100923	Init.	SR 39	Small Structure Maint and Repair	over unnamed ditch, 1.19 mi S of US 36 E jct	Crawfordsville	.1	STBG	$187,044.00	Bridge Consulting	PE	$16,000.00	$4,000.00	$20,000.00				
										Bridge ROW	RW	$8,000.00	$2,000.00	$10,000.00				
										Bridge Construction	CN	$104,000.00	$26,000.00	$10,000.00	$120,000.00			
Performance Measure Impacted: Safety																		
Comments:Include DES 2100923																		
Indiana Department of Transportation	44079 / 2101262	Init.	US 136	Small Structures & Drains Construction	2.87 miles W of SR 134 (Girls School Road)	Crawfordsville	0	STBG	$8,539,591.00	District Other Construction	CN	$234,802.40	$58,700.60			$293,503.00		
Performance Measure Impacted: Safety																		
Comments:Include DES 2101262																		

Hendricks County Total

Federal: $141,604,293.40 Match :$26,921,896.29 2022: $23,380,973.72 2023: $23,334,304.00 2024: $36,704,869.00 2025: $15,883,652.00 2026: $69,222,391.00

*Estimated Costs left to Complete Project column is for costs that may extend beyond the four years of a STIP. This column is not fiscally constrained and is for information purposes.

SPONSOR	CONTRACT # / LEAD DES	STIP NAME	ROUTE	WORK TYPE	LOCATION	DISTRICT	MILES	FEDERAL CATEGORY	Total Cost of Project*	PROGRAM	PHASE	FEDERAL	MATCH	2022	2023	2024	2025	2026
Henry County																		
Indiana Department of Transportation	1702920	Init.	US 40	Intersection Improvement, Roundabout	At SR 3 W Jct.	Greenfield	0	STBG	$588,733.00	Safety Construction	CN	$0.00	$0.00		$0.00			
Performance Measure Impacted: Safety																		
Henry County	1902070	Init.	IR 1001	Bridge Inspections	Countywide Bridge Inspection and Inventory Program for Cycle Years 2021-2024	Greenfield	0	STBG	$323,002.28	Local Funds	PE	$0.00	$64,600.46	$33,157.49	$932.90	$29,530.50	$979.57	
										Local Bridge Program	PE	$258,401.82	$0.00	$132,629.94	$3,731.60	$118,122.00	$3,918.28	
Performance Measure Impacted: Bridge Condition																		
Indiana Department of Transportation	39270 / 1593230	Init.	SR 3	Road Reconstruction (3R/4R Standards)	From 3.14 miles N of I-70 to SR 38	Greenfield	2.329	NHPP	$21,538,315.00	District Other Construction	CN	$1,600,000.00	$400,000.00					$2,000,000.00
										Safety Construction	CN	$3,356,238.40	$839,059.60					$4,195,298.00
										Road Construction	CN	$11,057,689.60	$2,764,422.40				$13,822,112.00	
Comments:Include DES 2001875, 2003091, 1593230																		
Indiana Department of Transportation	39294 / 1701338	Init.	US 40	Bridge Replacement, Other Construction	Over Big Blue River, 0.36 mi E of SR 140	Greenfield	0	STBG	$9,142,424.00	Road Construction	CN	$863,810.40	$215,952.60	$1,079,763.00				
										Bridge Construction	CN	$4,753,756.00	$1,188,439.00	$5,942,195.00				
										Bridge Consulting	PE	$17,326.82	$4,331.70	$21,658.53				
										Bridge ROW	RW	$20,000.00	$5,000.00	$25,000.00				
Comments:Include DES 1593232, 1701338																		
Indiana Department of Transportation	40502 / 1593238	Init.	SR 38	Bridge Replacement, Concrete	Over Big Blue River, .16 miles W. of SR 3	Greenfield	.01	STBG	$2,265,319.48	Bridge Construction	CN	$1,218,539.20	$304,634.80	$1,523,174.00				
										Bridge ROW	RW	$95,960.00	$23,990.00	$119,950.00				
Comments:Include DES 1593238																		
Indiana Department of Transportation	40507 / 1600789	Init.	SR 103	Road Reconstruction (3R/4R Standards)	SR 103, From SR 38 to 2.09 miles N of SR 38(Little Blue River)	Greenfield	.001	NHPP	$9,704,257.00	Road Construction	CN	$4,297,192.80	$1,074,298.20	$5,371,491.00				
										Road Consulting	PE	$39,064.00	$9,766.00	$48,830.00				
										Bridge Construction	CN	$404,304.00	$101,076.00	$505,380.00				

*Estimated Costs left to Complete Project column is for costs that may extend beyond the four years of a STIP. This column is not fiscally constrained and is for information purposes.

SPONSOR	CONTRACT # / LEAD DES	STIP NAME	ROUTE	WORK TYPE	LOCATION	DISTRICT	MILES	FEDERAL CATEGORY	Total Cost of Project*	PROGRAM	PHASE	FEDERAL	MATCH	2022	2023	2024	2025	2026
Comments:Include DES 1800744, 1901504, 2002410, 1600789																		
Indiana Department of Transportation	41087 / 1800759	Init.	SR 3	Concrete Pavement Restoration (CPR)	from SR 38 to 2.55 Mi. N of SR 38	Greenfield	2.549	NHPP	$6,253,994.00	Road Consulting	PE	$40,000.00	$10,000.00	$50,000.00				
Performance Measure Impacted: Pavement Condition																		
Comments:Include DES 1700966, 1800759																		
Indiana Department of Transportation	41158 / 1800494	Init.	I 70	Bridge Deck Overlay	EB over C & NC R/R, 5.37 miles W of SR 1	Greenfield	0	NHPP	$2,900,269.34	Bridge Construction	CN	$2,405,931.38	$267,325.70	$100,000.00				$2,573,257.09
Performance Measure Impacted: Bridge Condition																		
Comments:Include DES 1800495, 1800494																		
Indiana Department of Transportation	41502 / 1702913	Init.	SR 109	Bridge Deck Overlay	OVER MONTGOMERY CREEK, 03.06miles N of US 40	Greenfield	0	STBG	$2,162,304.00	Bridge Construction	CN	$1,465,963.20	$366,490.80		$1,832,454.00			
Performance Measure Impacted: Bridge Condition																		
Comments:Include DES 1702891, 1702909, 1702983, 1702913																		
Indiana Department of Transportation	41504 / 1702899	Init.	US 40	Pavement Replacement	from 0.15 mi W of SR103(Union St.) to 0.39 mi E of SR103(Cherry St.) Lewisville	Greenfield	.604	STBG	$10,094,351.03	Bridge Construction	CN	$3,104,131.20	$776,032.80		$3,880,164.00			
										Road Consulting	PE	$7,071.62	$1,767.90		$8,839.53			
										Road Construction	CN	$4,087,200.00	$1,021,800.00		$5,109,000.00			
										Road ROW	RW	$124,000.00	$31,000.00	$155,000.00				
										Bridge ROW	RW	$40,000.00	$10,000.00	$50,000.00				
Performance Measure Impacted: Pavement Condition																		
Comments:Include DES 1701342, 1702901, 1702899																		
Indiana Department of Transportation	42107 / 1702985	Init.	SR 109	Intersect. Improv. W/ Added Turn Lanes	SR 109 at I-70	Greenfield	.19	STBG	$1,375,895.00	Mobility Construction	CN	$1,017,836.00	$254,459.00		$1,272,295.00			
Performance Measure Impacted: Safety																		
Comments:Include DES 1702985																		
Indiana Department of Transportation	42265 / 1702918	Init.	US 36	Small Structure Pipe Lining	9.73 miles E of MADISON/HENRY Line	Greenfield	0	STBG	$292,000.00	Bridge Construction	CN	$101,600.00	$25,400.00			$127,000.00		
Performance Measure Impacted: Safety																		
Comments:Include DES 1702918																		
Indiana Department of Transportation	42266 / 1900124	Init.	SR 103	Replace Superstructure	SR over I-70 EB/WB, 03.16 N US 40	Greenfield	0	STBG	$2,526,000.00	Bridge ROW	RW	$28,000.00	$7,000.00	$35,000.00				
										Bridge Construction	CN	$1,672,800.00	$418,200.00			$2,091,000.00		
Performance Measure Impacted: Bridge Condition																		

*Estimated Costs left to Complete Project column is for costs that may extend beyond the four years of a STIP. This column is not fiscally constrained and is for information purposes.

SPONSOR	CONTRACT # / LEAD DES	STIP NAME	ROUTE	WORK TYPE	LOCATION	DISTRICT	MILES	FEDERAL CATEGORY	Total Cost of Project*	PROGRAM	PHASE	FEDERAL	MATCH	2022	2023	2024	2025	2026
Comments:Include DES 1900124																		
Indiana Department of Transportation	42343 / 1900208	Init.	US 35	Small Structure Pipe Lining	0.569 N RANDOLPH/HENRY -	Greenfield	0	STBG	$326,625.00	Bridge ROW	RW	$12,000.00	$3,000.00	$15,000.00				
										Bridge Construction	CN	$125,600.00	$31,400.00			$157,000.00		
Performance Measure Impacted: Safety																		
Comments:Include DES 1900208																		
Indiana Department of Transportation	43078 / 2000559	Init.	SR 3	HMA Overlay, Preventive Maintenance	I-70 to 3.16 mi N of I-70 (Sherry Lynn Drive)	Greenfield	3.17	NHPP	$3,064,416.00	Road Construction	CN	$2,185,764.80	$546,441.20		$2,732,206.00			
Performance Measure Impacted: Pavement Condition																		
Comments:Include DES 2000559																		
Indiana Department of Transportation	43507 / 2000152	Init.	US 36	Intersection Improvement, Roundabout	At Raider Road	Greenfield	.18	STBG	$1,593,736.00	Safety Construction	CN	$951,880.00	$237,970.00				$1,189,850.00	
										Safety Consulting	PE	$323,108.80	$80,777.20	$403,886.00				
Performance Measure Impacted: Safety																		
Comments:Include DES 2000152																		
Indiana Department of Transportation	43517 / 2001876	Init.	US 36	Pavement Replacement	0.66 mi W of SR 3 (WCL Mount Summit) to 0.27 mi W of SR 3 (E CL Mount Summit)	Greenfield	.39	STBG	$5,136,813.00	Road Construction	CN	$3,309,450.40	$827,362.60				$4,136,813.00	
										Road Consulting	PE	$800,000.00	$200,000.00	$1,000,000.00				
Performance Measure Impacted: Pavement Condition																		
Comments:Include DES 2001877, 2002304, 2001876																		
Indiana Department of Transportation	43556 / 2002277	Init.	SR 38	Small Structure Replacement	2.943 mi. E of Madison/Henry Co. Line	Greenfield	0	STBG	$279,934.00	Bridge Construction	CN	$223,947.20	$55,986.80				$279,934.00	
Performance Measure Impacted: Bridge Condition																		
Comments:Include DES 2002277																		
Indiana Department of Transportation	43585 / 1601952	Init.	I 70	Small Structure Pipe Lining	5.403 miles E. of SR 109	Greenfield	0	NHPP	$2,295,440.87	Bridge ROW	RW	$6,651.00	$739.00	$7,390.00				
										Bridge Construction	CN	$1,680,774.46	$186,752.71	$1,867,527.18				
Performance Measure Impacted: Safety																		
Comments:Include DES 1601956, 1601957, 1601958, 1601959, 1601960, 1601952																		
Indiana Department of Transportation	43671 / 1901625	Init.	US 40	Traffic Signals Modernization	in Knightstown from Franklin to Front St	Greenfield	.29	STBG	$9,142,424.00	Safety Construction	CN	$448,000.00	$112,000.00	$560,000.00				
Performance Measure Impacted: Safety																		
Comments:Include DES 1901625																		
Indiana Department of Transportation	43675 / 1701340	Init.	US 40	Bridge Replacement, Other Construction	Over Buck Creek, 0.25 mi. E of N SR 3	Greenfield	0	STBG	$7,590,676.00	Bridge ROW	RW	$40,000.00	$10,000.00	$50,000.00				

*Estimated Costs left to Complete Project column is for costs that may extend beyond the four years of a STIP. This column is not fiscally constrained and is for information purposes.

SPONSOR	CONTRACT # / LEAD DES	STIP NAME	ROUTE	WORK TYPE	LOCATION	DISTRICT	MILES	FEDERAL CATEGORY	Total Cost of Project*	PROGRAM	PHASE	FEDERAL	MATCH	2022	2023	2024	2025	2026
Indiana Department of Transportation	43675 / 1701340	Init.	US 40	Bridge Replacement, Other Construction	Over Buck Creek, 0.25 mi. E of N SR 3	Greenfield	0	STBG	$7,590,676.00	Bridge Construction	CN	$5,455,746.40	$1,363,936.60	$6,819,683.00				
Comments:Include DES 1701344, 1701340																		
Indiana Department of Transportation	43708 / 1702902	Init.	US 40	HMA Overlay Minor Structural	from 2.98 mi. E of SR 103 to 3.5 3 mi. E of SR 103(Town of Straughn)	Greenfield	.586	STBG	$1,628,824.00	Road Construction	CN	$1,088,659.20	$272,164.80		$1,360,824.00			
Performance Measure Impacted: Pavement Condition																		
Comments:Include DES 1702902																		
Indiana Department of Transportation	44074 / 2001862	Init.	SR 103	Small Structures & Drains Construction	SR 103, 2.47 miles N of US 40 (39.842696, -85.352951)	Greenfield	5.145	STBG	$395,000.00	Bridge Consulting	PE	$196,000.00	$49,000.00	$245,000.00				
										Bridge Construction	CN	$120,000.00	$30,000.00				$150,000.00	
Performance Measure Impacted: Safety																		
Comments:Include DES 2001862																		

Henry County Total

Federal: $59,044,398.70 Match :$14,192,577.87 2022: $26,161,715.14 2023: $16,200,447.03 2024: $2,522,652.50 2025: $19,583,606.85 2026: $8,768,555.09

*Estimated Costs left to Complete Project column is for costs that may extend beyond the four years of a STIP. This column is not fiscally constrained and is for information purposes.

SPONSOR	CONTRACT # / LEAD DES	STIP NAME	ROUTE	WORK TYPE	LOCATION	DISTRICT	MILES	FEDERAL CATEGORY	Total Cost of Project*	PROGRAM	PHASE	FEDERAL	MATCH	2022	2023	2024	2025	2026
Howard County																		
Howard County	1500284	Init.	VA VARI	Bridge Inspections	Countywide Bridge Inspection and Inventory Program for Cycle Years 2018-2021	Greenfield	0	STBG	$8,749.00	Local Bridge Program	PE	$6,999.24	$0.00	$6,999.24				
										Local Funds	PE	$0.00	$1,749.81	$1,749.81				
Performance Measure Impacted: Bridge Condition																		
Howard County	2100393	Init.	MS NA	HMA Overlay, Preventive Maintenance	CR 1400 E, CR 1400 E, DYE RD , E 100 N, E 100 S, E 200 N, E 200 N, E 300 N, E 400 N, E 500	Greenfield	0	STBG	$1,990,150.24	Community Crossing Grant Fund	CN	$995,075.12	$0.00	$995,075.12				
										Local Funds	CN	$0.00	$995,075.12	$995,075.12				
Performance Measure Impacted: Pavement Condition																		
Indiana Department of Transportation	38979 / 1592306	Init.	SR 26	Small Structure Replacement	9.249 miles E of the Clinton/Howard County Line	Greenfield	0	NHPP	$1,068,142.69	Bridge Construction	CN	$421,815.20	$105,453.80	$527,269.00				
Performance Measure Impacted: Bridge Condition																		
Comments:Include DES 1600898, 1592306																		
Indiana Department of Transportation	39735 / 1600623	Init.	SR 26	Intersection Improvement	0.98 miles W of SR 931 at south Park Road(100W)	Greenfield	0	NHPP	$2,713,449.34	Safety Construction	CN	$1,612,206.40	$403,051.60	$2,015,258.00				
Performance Measure Impacted: Safety																		
Comments:Include DES 1600623																		
Indiana Department of Transportation	41483 / 1702929	Init.	SR 931	Bridge Replacement, Other Construction	-Over little WildCat Creek, 00.29 Miles N of SR 26	Greenfield	0	NHPP	$1,868,345.00	Bridge Construction	CN	$1,494,676.00	$373,669.00		$1,868,345.00			
										Bridge Consulting	PE	$300,000.00	$75,000.00	$375,000.00				
										Bridge ROW	RW	$24,000.00	$6,000.00	$30,000.00				
Comments:Include DES 1702929																		
Indiana Department of Transportation	42059 / 1901366	Init.	US 31	Bridge Maintenance And Repair	NB @ Wildcat Creek -	Greenfield	0	STBG	$942,481.78	District Other Construction	CN	$580,735.20	$145,183.80	$725,919.00				
Performance Measure Impacted: Bridge Condition																		
Comments:Include DES 1901367, 1901366																		
Indiana Department of Transportation	42208 / 1901523	Init.	SR 931	Bridge Thin Deck Overlay	over US 31 SB/NB, 00.48 S SR 931	Greenfield	0	STBG	$863,000.00	Bridge Construction	CN	$690,400.00	$172,600.00	$863,000.00				
Performance Measure Impacted: Bridge Condition																		
Comments:Include DES 1901526, 1901544, 1901546, 1901523																		
Indiana Department of Transportation	42711 / 1801331	Init.	US 35	HMA Overlay, Preventive Maintenance	from SR 19 to US 31 S. Jct.	Greenfield	2.863	STBG	$863,000.00	Road Construction	CN	$690,400.00	$172,600.00		$863,000.00			
Performance Measure Impacted: Pavement Condition																		
Comments:Include DES 1801331																		

*Estimated Costs left to Complete Project column is for costs that may extend beyond the four years of a STIP. This column is not fiscally constrained and is for information purposes.

SPONSOR	CONTRACT # / LEAD DES	STIP NAME	ROUTE	WORK TYPE	LOCATION	DISTRICT	MILES	FEDERAL CATEGORY	Total Cost of Project*	PROGRAM	PHASE	FEDERAL	MATCH	2022	2023	2024	2025	2026
Indiana Department of Transportation	43047 / 2000371	Init.	US 31	Bridge Thin Deck Overlay	over DRAIN & MULTI-USE PATH, 00.63 S SR 931	Greenfield	0	STBG	$1,978,970.00	Bridge Construction	CN	$1,583,176.00	$395,794.00	$20,000.00	$1,958,970.00			
Performance Measure Impacted: Bridge Condition																		
Comments:Include DES 2000374, 2000376, 2000379, 2000406, 2000422, 2000432, 2000465, 2000371																		
Indiana Department of Transportation	43541 / 2001930	Init.	US 31	Concrete Pavement Restoration (CPR)	SR 931 S junct to SR 931 N junct	Greenfield	13.217	STBG	$120,000.00	Road Construction	CN	$5,792,668.00	$1,448,167.00			$7,240,835.00		
										Bridge Construction	CN	$96,000.00	$24,000.00			$120,000.00		
Performance Measure Impacted: Pavement Condition																		
Comments:Include DES 2001931, 2001930																		
Indiana Department of Transportation	43551 / 2001866	Init.	US 35	HMA Overlay Minor Structural	SR 13 to SR 213	Greenfield	6.961	NHPP	$6,660,051.00	Road Construction	CN	$4,767,640.80	$1,191,910.20				$5,959,551.00	
Performance Measure Impacted: Pavement Condition																		
Comments:Include DES 2001866																		
Indiana Department of Transportation	43562 / 2001928	Init.	SR 931	HMA Overlay, Preventive Maintenance	US 31 S junct Ramps to Markland Avenue (Old SR 22)	Greenfield	5.786	STBG	$5,163,470.00	Road Construction	CN	$4,130,776.00	$1,032,694.00			$5,163,470.00		
Performance Measure Impacted: Pavement Condition																		
Comments:Include DES 2001928																		
Indiana Department of Transportation	43908 / 2100209	Init.	SR 26	HMA Overlay, Preventive Maintenance	9.6 mi W of SR 931 (Clinton/Howard Co Ln) to 7.79 mi W of SR 931 (WCL Russiaville)	Greenfield	1.809	NHPP	$1,878,774.00	Road Construction	CN	$1,171,019.20	$292,754.80					$1,463,774.00
										Road Consulting	PE	$300,000.00	$75,000.00	$375,000.00				
										Road ROW	RW	$32,000.00	$8,000.00			$40,000.00		
Performance Measure Impacted: Pavement Condition																		
Comments:Include DES 2100210, 2100209																		
Indiana Department of Transportation	43933 / 1700270	Init.	SR 931	Median Construction	From SR 26 to US 35	Greenfield	9.016	STBG	$2,200,000.00	District Other Construction	CN	$1,600,000.00	$400,000.00				$2,000,000.00	
										District Other Consulting	PE	$160,000.00	$40,000.00	$200,000.00				
Performance Measure Impacted: Safety																		
Comments:Include DES 1700270																		

Howard County Total

Federal: $26,449,587.16 Match :$7,358,703.13 2022: $7,130,345.29 2023: $4,690,315.00 2024: $12,564,305.00 2025: $7,959,551.00 2026: $1,463,774.00

*Estimated Costs left to Complete Project column is for costs that may extend beyond the four years of a STIP. This column is not fiscally constrained and is for information purposes.

SPONSOR	CONTRACT # / LEAD DES	STIP NAME	ROUTE	WORK TYPE	LOCATION	DISTRICT	MILES	FEDERAL CATEGORY	Total Cost of Project*	PROGRAM	PHASE	FEDERAL	MATCH	2022	2023	2024	2025	2026
Huntington County																		
Huntington County	1902076	Init.	IR 1001	Bridge Inspections	Countywide Bridge Inspection and Inventory Program for Cycle Years 2021-2024	Fort Wayne	0	STBG	$315,648.09	Local Bridge Program	PE	$252,518.48	$0.00	$103,095.50	$38,364.44	$105,562.30	$5,496.24	
										Local Funds	PE	$0.00	$63,129.61	$25,773.87	$9,591.11	$26,390.57	$1,374.06	
Performance Measure Impacted: Bridge Condition																		
Indiana Department of Transportation	2100867	Init.	I 69	Debris Removal From Channel	NB Bridge over Salamonie River, Road, 01.31 miles S of SR 5.	Fort Wayne	0	NHPP	$479,125.00	Bridge Consulting	PE	$40,500.00	$4,500.00	$45,000.00				
										Bridge Construction	CN	$57,755.70	$6,417.30				$64,173.00	
Performance Measure Impacted: Safety																		
Huntington	41144 / 1702802	Init.	ST 1014	Bike/Pedestrian Facilities	Frontage Road Area Sidewalk and Trail in the City of Huntington	Fort Wayne	.53	STBG	$1,433,844.00	Local Funds	CN	$0.00	$242,113.00	$242,113.00				
										Local Transportation Alternatives	CN	$968,452.00	$0.00	$968,452.00				
Performance Measure Impacted: Reliability and Freight Reliability																		
Comments:Include DES 1702802																		
Huntington County	41145 / 1702814	Init.	IR 1001	Bridge Rehabilitation Or Repair	Bridge #23: on CR900S over Salamonie River	Fort Wayne	.06	STBG	$2,469,922.00	Local Funds	RW	$0.00	$12,000.00	$12,000.00				
										Local Funds	CN	$0.00	$417,121.00		$417,121.00			
										Local Bridge Program	CN	$1,668,484.00	$0.00		$1,668,484.00			
										Local Bridge Program	RW	$48,000.00	$0.00	$48,000.00				
Performance Measure Impacted: Bridge Condition																		
Comments:Include DES 1702814																		
Indiana Department of Transportation	41548 / 1800052	Init.	SR 5	Bridge Replacement, Other Construction	Bridge Over Clear Creek, 0.30 Miles North of SR 16.	Fort Wayne	1.008	STBG	$2,299,058.00	Bridge Consulting	PE	$72,000.00	$18,000.00	$75,000.00	$15,000.00			
										Bridge Construction	CN	$1,252,846.40	$313,211.60		$1,566,058.00			
										Bridge ROW	RW	$8,000.00	$2,000.00	$10,000.00				
Comments:Include DES 2001575, 1800052																		
Indiana Department of Transportation	42385 / 1900242	Init.	SR 124	Small Structure Replacement	Carries UNT Salamonie River, 0.38 Miles East of SR 9	Fort Wayne	.18	STBG	$4,927,252.00	Bridge Construction	CN	$3,158,864.80	$789,716.20	$110,000.00		$3,838,581.00		
										Bridge ROW	RW	$128,000.00	$32,000.00	$160,000.00				

*Estimated Costs left to Complete Project column is for costs that may extend beyond the four years of a STIP. This column is not fiscally constrained and is for information purposes.

SPONSOR	CONTRACT # / LEAD DES	STIP NAME	ROUTE	WORK TYPE	LOCATION	DISTRICT	MILES	FEDERAL CATEGORY	Total Cost of Project*	PROGRAM	PHASE	FEDERAL	MATCH	2022	2023	2024	2025	2026
Indiana Department of Transportation	42385 / 1900242	Init.	SR 124	Small Structure Replacement	Carries UNT Salamonie River, 0.38 Miles East of SR 9	Fort Wayne	.18	STBG	$4,927,252.00	Bridge Consulting	PE	$305,126.40	$76,281.60	$381,408.00				
Performance Measure Impacted: Bridge Condition																		
Comments:Include DES 1900084, 1900238, 1900239, 1900241, 1900242																		
Huntington County	42770 / 1902757	Init.	IR 6960	Sight Distance Improvement	CR 300W at Division Road	Fort Wayne	.5	STBG	$1,134,960.50	Local Funds	CN	$0.00	$92,320.55				$92,320.55	
										Local Safety Program	RW	$14,400.00	$0.00		$14,400.00			
										Local Safety Program	CN	$830,884.95	$0.00				$830,884.95	
										Local Funds	RW	$0.00	$1,600.00		$1,600.00			
Performance Measure Impacted: Safety																		
Comments:Include DES 1902757																		
Indiana Department of Transportation	43181 / 2000799	Init.	I 69	Bridge Deck Overlay	SB Bridge over Wabash River, Road, 0.83 miles S of US 224.	Fort Wayne	0	NHPP	$35,316,358.00	Bridge Construction	CN	$10,659,756.60	$1,184,417.40		$11,844,174.00			
Performance Measure Impacted: Bridge Condition																		
Comments:Include DES 2000573, 2000581, 2000796, 2000917, 2000918, 2000799																		
Indiana Department of Transportation	43182 / 2000915	Init.	US 224	Bridge Deck Overlay	Bridge over Little River (N. Fork), 1.56 miles E of US 24.	Fort Wayne	0	NHPP	$2,284,395.00	Bridge Construction	CN	$1,479,516.00	$369,879.00		$1,849,395.00			
Performance Measure Impacted: Bridge Condition																		
Comments:Include DES 2000916, 2000915																		
Indiana Department of Transportation	43279 / 2002223	Init.	I 69	Small Structure Pipe Lining	Large Culvert that carries Eikenberry Ditch, 2.08 Miles North of SR 124.	Fort Wayne	0	NHPP	$3,242,698.00	Bridge Consulting	PE	$499,061.70	$55,451.30	$554,513.00				
										Bridge Construction	CN	$2,419,366.50	$268,818.50				$2,688,185.00	
Performance Measure Impacted: Safety																		
Comments:Include DES 2002210, 2002221, 2002223																		
Indiana Department of Transportation	43280 / 2002228	Init.	SR 9	Small Structure Replacement	Large Culvert for UNT WABASH RIVER, 9.54 Miles North of SR 124.	Fort Wayne	0	STBG	$1,737,488.00	Bridge ROW	RW	$52,000.00	$13,000.00			$65,000.00		
										Bridge Consulting	PE	$240,000.00	$60,000.00	$300,000.00				
										Bridge Construction	CN	$1,041,130.40	$260,282.60				$1,301,413.00	
Performance Measure Impacted: Bridge Condition																		
Comments:Include DES 2002231, 2002228																		
Indiana Department of Transportation	43282 / 2001840	Init.	I 69	HMA Overlay, Preventive Maintenance	From 0.37 Miles South of SR 5 to 0.49 Miles South of US 224	Fort Wayne	8.85	NHPP	$10,829,281.00	Road Construction	CN	$8,581,752.90	$953,528.10				$9,535,281.00	

*Estimated Costs left to Complete Project column is for costs that may extend beyond the four years of a STIP. This column is not fiscally constrained and is for information purposes.

SPONSOR	CONTRACT # / LEAD DES	STIP NAME	ROUTE	WORK TYPE	LOCATION	DISTRICT	MILES	FEDERAL CATEGORY	Total Cost of Project*	PROGRAM	PHASE	FEDERAL	MATCH	2022	2023	2024	2025	2026
Indiana Department of Transportation	43282 / 2001840	Init.	I 69	HMA Overlay, Preventive Maintenance	From 0.37 Miles South of SR 5 to 0.49 Miles South of US 224	Fort Wayne	8.85	NHPP	$10,829,281.00	Road Consulting	PE	$1,164,600.00	$129,400.00	$1,294,000.00				
Performance Measure Impacted: Pavement Condition																		
Comments:Include DES 2001840																		
Indiana Department of Transportation	43459 / 2000946	Init.	US 24	Bridge Deck Overlay	EB Bridge over Silver Creek, 0.93 miles E of SR 105.	Fort Wayne	0	NHPP	$7,170,381.00	Bridge Construction	CN	$4,661,504.80	$1,165,376.20			$5,826,881.00		
Performance Measure Impacted: Bridge Condition																		
Comments:Include DES 2000947, 2000948, 2000964, 2000965, 2000968, 2001170, 2000946																		
Indiana Department of Transportation	43462 / 2000550	Init.	US 24	Debris Removal From Channel	US 24 over UNT Wabash River, 0.14 miles W of SR 105 W Jct.	Fort Wayne	0	NHPP	$474,693.00	Bridge Construction	CN	$176,214.40	$44,053.60			$220,268.00		
Performance Measure Impacted: Safety																		
Comments:Include DES 2000549, 2000551, 2000552, 2000553, 2000557, 2000550																		
Indiana Department of Transportation	43508 / 1900618	Init.	I 69	HMA Overlay, Preventive Maintenance	From 5.64 Miles North of SR 18 to 0.37 Miles South of SR 5.	Fort Wayne	7.77	NHPP	$35,316,358.00	Bridge Construction	CN	$11,229,357.60	$1,247,706.40		$12,477,064.00			
										Road Construction	CN	$5,502,849.30	$611,427.70		$6,114,277.00			
Performance Measure Impacted: Pavement Condition																		
Comments:Include DES 1701402, 1701404, 1900618																		
Indiana Department of Transportation	43796 / 2100728	Init.	SR 3	Bridge Deck Overlay	Bridge over WABASH RIVER (old chan.), 00.07 Mile South of SR 116.	Fort Wayne	0	STBG	$1,775,550.00	Bridge Construction	CN	$1,212,200.00	$303,050.00					$1,515,250.00
										Bridge Consulting	PE	$208,240.00	$52,060.00	$260,300.00				
Performance Measure Impacted: Bridge Condition																		
Comments:Include DES 2100579, 2100728																		
Indiana Department of Transportation	43845 / 2100630	Init.	SR 3	Bridge Thin Deck Overlay	Bridge over WABASH RIVER (new chan.), 0.39 Miles South of SR 116.	Fort Wayne	0	STBG	$350,000.00	Bridge Consulting	PE	$60,000.00	$15,000.00	$75,000.00				
										Bridge Construction	CN	$220,000.00	$55,000.00					$275,000.00
Performance Measure Impacted: Bridge Condition																		
Comments:Include DES 2100630																		
Indiana Department of Transportation	43846 / 2100636	Init.	SR 9	Bridge Thin Deck Overlay	NB Bridge over NS RR (HUNTINGTON), 00.78 Mile South of US 24.	Fort Wayne	0	STBG	$1,142,000.00	Bridge Consulting	PE	$180,000.00	$45,000.00	$225,000.00				
										Bridge Construction	CN	$733,600.00	$183,400.00				$40,000.00	$877,000.00
Performance Measure Impacted: Bridge Condition																		
Comments:Include DES 2100551, 2100637, 2100636																		
Indiana Department of Transportation	43872 / 2100878	Init.	SR 3	Superstructure Repair and Rehabilitation	Bridge over ROCK CREEK, 02.19 Miles South of SR 116.	Fort Wayne	0	STBG	$352,116.00	Bridge Construction	CN	$158,652.80	$39,663.20		$198,316.00			

*Estimated Costs left to Complete Project column is for costs that may extend beyond the four years of a STIP. This column is not fiscally constrained and is for information purposes.

SPONSOR	CONTRACT # / LEAD DES	STIP NAME	ROUTE	WORK TYPE	LOCATION	DISTRICT	MILES	FEDERAL CATEGORY	Total Cost of Project*	PROGRAM	PHASE	FEDERAL	MATCH	2022	2023	2024	2025	2026
Indiana Department of Transportation	43872 / 2100878	Init.	SR 3	Superstructure Repair and Rehabilitation	Bridge over ROCK CREEK, 02.19 Miles South of SR 116.	Fort Wayne	0	STBG	$352,116.00	Bridge Consulting	PE	$72,000.00	$18,000.00	$90,000.00				

Performance Measure Impacted: Safety

Comments:Include DES 2100933, 2100878

Huntington County Total

Federal: $59,357,635.73 Match :$9,144,924.86 2022: $4,979,655.37 2023: $36,213,844.55 2024: $10,082,682.87 2025: $14,559,127.80 2026: $2,667,250.00

*Estimated Costs left to Complete Project column is for costs that may extend beyond the four years of a STIP. This column is not fiscally constrained and is for information purposes.

SPONSOR	CONTRACT # / LEAD DES	STIP NAME	ROUTE	WORK TYPE	LOCATION	DISTRICT	MILES	FEDERAL CATEGORY	Total Cost of Project*	PROGRAM	PHASE	FEDERAL	MATCH	2022	2023	2024	2025	2026
Jackson County																		
Indiana Department of Transportation	1900043	Init.	I 65	Replace Superstructure	01.78 miles S of US 50 @ Sandy Branch NBL	Seymour	0	NHPP	$235,000.00	Bridge Construction	CN	$0.00	$0.00			$0.00		
Performance Measure Impacted: Bridge Condition																		
Seymour	2000700	Init.	ST 1029	Railroad Protection	4th St - LIRC DOT# 535455K	Seymour	0	STBG	$340,000.00	Local Funds	CN	$0.00	$34,000.00		$34,000.00			
										Local Safety Program - 130	CN	$306,000.00	$0.00		$306,000.00			
Performance Measure Impacted: Transit																		
Seymour	2000745	Init.	ST 1030	Railroad Protection	West Brown Street - LIRC - DOT #535447T	Seymour	0	STBG	$340,000.00	Local Funds	CN	$0.00	$34,000.00		$34,000.00			
										Local Safety Program - 130	CN	$306,000.00	$0.00		$306,000.00			
Performance Measure Impacted: Transit																		
Jackson County	38177 / 1500207	Init.	VA VARI	Bridge Inspections	Countywide Bridge Inspection and Inventory Program for Cycle Years 2019-2022	Seymour	0	STBG	$399,704.00	Local Funds	PE	$0.00	$5,974.20	$5,974.20				
										Local Bridge Program	PE	$23,896.80	$0.00	$23,896.80				
Performance Measure Impacted: Bridge Condition																		
Comments:Include DES 1500207																		
Indiana Department of Transportation	40404 / 1700200	Init.	SR 11	Replace Superstructure	2.27 miles N of SR 258 at E Fork White River Ovfl	Seymour	0	STBG	$4,781,407.00	Bridge ROW	RW	$8,800.00	$2,200.00	$11,000.00				
										Bridge Construction	CN	$3,222,165.60	$805,541.40	$4,027,707.00				
Performance Measure Impacted: Bridge Condition																		
Comments:Include DES 1601111, 1700200																		
Indiana Department of Transportation	40405 / 1700112	Init.	SR 235	Small Structure Replacement	At 5.30 miles N of SR 135	Seymour	0	STBG	$1,539,135.50	Bridge Construction	CN	$888,873.60	$222,218.40	$1,111,092.00				
										Bridge Consulting	PE	$80,000.00	$20,000.00	$100,000.00				
										Bridge ROW	RW	$8,000.00	$2,000.00	$10,000.00				
Performance Measure Impacted: Bridge Condition																		
Comments:Include DES 1700113, 1700112																		
Indiana Department of Transportation	40407 / 1701431	Init.	SR 58	Bridge Replacement	02.28 miles E of SR-258 at Branch Runt Run	Seymour	0	STBG	$4,557,124.00	Bridge ROW	RW	$17,200.00	$4,300.00	$21,500.00				
										Bridge Construction	CN	$2,705,526.40	$676,381.60	$3,381,908.00				
Performance Measure Impacted: Bridge Condition																		

*Estimated Costs left to Complete Project column is for costs that may extend beyond the four years of a STIP. This column is not fiscally constrained and is for information purposes.

SPONSOR	CONTRACT # / LEAD DES	STIP NAME	ROUTE	WORK TYPE	LOCATION	DISTRICT	MILES	FEDERAL CATEGORY	Total Cost of Project*	PROGRAM	PHASE	FEDERAL	MATCH	2022	2023	2024	2025	2026
Comments:Include DES 1700012, 1700171, 1701428, 1701431																		
Indiana Department of Transportation	40409 / 1700048	Init.	SR 58	Small Structure Replacement	At 13.37 miles East of SR 446	Seymour	0	STBG	$2,310,425.00	Bridge ROW	RW	$3,084.00	$771.00	$3,855.00				
										Bridge Construction	CN	$1,364,533.60	$341,133.40	$1,705,667.00				
Performance Measure Impacted: Bridge Condition																		
Comments:Include DES 1700045, 1700047, 1700048																		
Jackson County	40891 / 1703018	Init.	IR 1009	Bridge Replacement	Bridge #197-CR 100S over McHargue Ditch, .01 mile East of CR 500W	Seymour	.04	STBG	$1,335,627.00	Local Bridge Program	RW	$16,000.00	$0.00		$16,000.00			
										Local Funds	RW	$0.00	$4,000.00		$4,000.00			
										Local Bridge Program	CN	$852,000.00	$0.00			$852,000.00		
										Local Funds	CN	$0.00	$213,000.00			$213,000.00		
Performance Measure Impacted: Bridge Condition																		
Comments:Include DES 1703018																		
Jackson County	40895 / 1703020	Init.	IR 1001	Replace Superstructure	Bridge #154 on CR 300 S over Rider Ditch	Seymour	.02	STBG	$1,241,248.00	Local Funds	CN	$0.00	$195,800.00		$195,800.00			
										Local Bridge Program	RW	$12,000.00	$0.00	$12,000.00				
										Local Bridge Program	CN	$783,200.00	$0.00		$783,200.00			
										Local Funds	RW	$0.00	$3,000.00	$3,000.00				
Performance Measure Impacted: Bridge Condition																		
Comments:Include DES 1703020																		
Seymour	40897 / 1703015	Init.	ST 1023	Intersection Improvement, Roundabout	Intersection of 4th and OBrien Street in Seymour Indiana	Seymour	.5	STBG	$1,696,230.00	Group III Program	CN	$840,000.00	$0.00		$840,000.00			
										Group III Program	RW	$200,000.00	$0.00	$200,000.00				
										Local Funds	CN	$0.00	$210,000.00		$210,000.00			
										Local Funds	RW	$0.00	$50,000.00	$50,000.00				
Performance Measure Impacted: Safety																		
Comments:Include DES 1703015																		
Indiana Department of Transportation	40950 / 2000446	Init.	SR 11	HMA Overlay, Preventive Maintenance	SR 250 to 1.39 miles S of US 50	Seymour	6.32	STBG	$3,038,451.00	Road Construction	CN	$2,370,760.80	$592,690.20		$2,963,451.00			

*Estimated Costs left to Complete Project column is for costs that may extend beyond the four years of a STIP. This column is not fiscally constrained and is for information purposes.

SPONSOR	CONTRACT # / LEAD DES	STIP NAME	ROUTE	WORK TYPE	LOCATION	DISTRICT	MILES	FEDERAL CATEGORY	Total Cost of Project*	PROGRAM	PHASE	FEDERAL	MATCH	2022	2023	2024	2025	2026
Performance Measure Impacted: Pavement Condition																		
Comments:Include DES 1801099, 2000446																		
Indiana Department of Transportation	40991 / 1593127	Init.	SR 58	Bridge Deck Overlay	Bridge over Kiper Creek, 0.44 mile west of the east jct of SR 135	Seymour	0	STBG	$872,753.00	Bridge Construction	CN	$466,210.40	$116,552.60		$582,763.00			
Performance Measure Impacted: Bridge Condition																		
Comments:Include DES 1593127																		
Indiana Department of Transportation	40993 / 1800342	Init.	SR 135	Bridge Deck Overlay	Bridge over Kiper Creek, 03.04 miles N of SR 58	Seymour	0	STBG	$668,690.00	Bridge Construction	CN	$437,680.00	$109,420.00		$547,100.00			
Performance Measure Impacted: Bridge Condition																		
Comments:Include DES 1800342																		
Indiana Department of Transportation	40998 / 2000302	Init.	SR 135	Bridge Deck Overlay	over Kiper Creek, 02.49 N SR 58	Seymour	0	STBG	$1,413,617.00	Bridge Construction	CN	$934,837.60	$233,709.40			$1,168,547.00		
										Bridge ROW	RW	$8,000.00	$2,000.00	$10,000.00				
Performance Measure Impacted: Bridge Condition																		
Comments:Include DES 1800352, 2000302																		
Indiana Department of Transportation	41258 / 1298633	Init.	SR 258	Sight Distance Improvement	From Base Road to County Rd 100 E	Seymour	.994	STBG	$3,653,691.00	Safety Construction	CN	$1,963,484.00	$490,871.00			$2,454,355.00		
Performance Measure Impacted: Safety																		
Comments:Include DES 1298633																		
Indiana Department of Transportation	41282 / 1800642	Init.	I 65	ITS Traffic Management Systems	CCTV/DMS from 2.6 miles south of SR 56 to US 31 (Exit 76)	Seymour	50.953	NHPP	$6,179,711.04	Statewide Construction	CN	$3,827,518.20	$425,279.80	$4,252,798.00				
Performance Measure Impacted: Congestion Mitigation and Air Quality (CMAQ)																		
Comments:Include DES 1800646, 1800649, 1800642																		
Indiana Department of Transportation	41445 / 1800276	Init.	SR 250	Bridge Replacement	1.5 mi W of SR 11, at Horse Lick Creek	Seymour	0	STBG	$5,857,035.28	Bridge ROW	RW	$104,000.00	$26,000.00	$130,000.00				
										Bridge Consulting	PE	$38,219.42	$9,554.85	$28,574.28	$19,200.00			
										Bridge Construction	CN	$3,514,284.80	$878,571.20		$4,392,856.00			
Performance Measure Impacted: Bridge Condition																		
Comments:Include DES 1800265, 1800266, 1801014, 1801015, 1802992, 1800276																		
Indiana Department of Transportation	41458 / 1800287	Init.	SR 135	Replace Superstructure	2.68 mi N of SR 58, at Branch Kiper Creek	Seymour	0	STBG	$5,105,659.00	Bridge Consulting	PE	$10,320.00	$2,580.00		$12,900.00			
										Bridge Construction	CN	$3,029,318.40	$757,329.60		$3,786,648.00			
										Bridge ROW	RW	$116,000.00	$29,000.00	$145,000.00				
Performance Measure Impacted: Bridge Condition																		

*Estimated Costs left to Complete Project column is for costs that may extend beyond the four years of a STIP. This column is not fiscally constrained and is for information purposes.

SPONSOR	CONTRACT # / LEAD DES	STIP NAME	ROUTE	WORK TYPE	LOCATION	DISTRICT	MILES	FEDERAL CATEGORY	Total Cost of Project*	PROGRAM	PHASE	FEDERAL	MATCH	2022	2023	2024	2025	2026
Comments:Include DES 1800228, 1800292, 1801011, 1801032, 1801047, 1801048, 1800287																		
Indiana Department of Transportation	41582 / 1700162	Init.	US 50	Auxiliary Lanes, Truck Climbing Lanes	At the intersection of CR 1225 E	Seymour	0	NHPP	$1,306,096.00	Mobility ROW	RW	$44,000.00	$11,000.00	$55,000.00				
										Mobility Construction	CN	$793,076.80	$198,269.20			$991,346.00		
Performance Measure Impacted: Reliability and Freight Reliability																		
Comments:Include DES 1700161, 1700162																		
Seymour	41927 / 1802876	Init.	ST 2663	Road Rehabilitation (3 R/4R Standards)	West 2nd Street from Lasher to Walnut	Seymour	1.3	STBG	$10,734,785.00	Group III Program	RW	$122,480.00	$0.00	$122,480.00				
										Group III Program	CN	$7,608,720.00	$0.00			$7,608,720.00		
										Local Funds	RW	$0.00	$30,620.00	$30,620.00				
										Local Funds	CN	$0.00	$1,902,180.00			$1,902,180.00		
Comments:Include DES 1802875, 1802877, 1802876																		
Indiana Department of Transportation	42216 / 1900032	Init.	US 31	Bridge Maintenance And Repair	over Branch Mutton Creek, 01. 93 miles S of US 50	Seymour	0	STBG	$576,600.00	Bridge ROW	RW	$20,800.00	$5,200.00		$26,000.00			
										Bridge Consulting	PE	$33,600.00	$8,400.00		$42,000.00			
										Bridge Construction	CN	$182,400.00	$45,600.00		$228,000.00			
Performance Measure Impacted: Bridge Condition																		
Comments:Include DES 1900032																		
Indiana Department of Transportation	42313 / 1900321	Init.	SR 58	Small Structure Replacement	7.09 miles E of SR 446	Seymour	0	STBG	$845,841.00	Bridge ROW	RW	$40,000.00	$10,000.00	$50,000.00				
										Bridge Construction	CN	$474,404.80	$118,601.20			$593,006.00		
Performance Measure Impacted: Bridge Condition																		
Comments:Include DES 1802993, 1900321																		
Indiana Department of Transportation	42532 / 1700164	Init.	US 31	Auxiliary Lanes, Truck Climbing Lanes	At the intersection of CR 275 N/ Farmington Rd, Jackson County	Seymour	0	STBG	$405,396.00	Mobility Construction	CN	$204,000.00	$51,000.00			$255,000.00		
Performance Measure Impacted: Reliability and Freight Reliability																		
Comments:Include DES 1700164																		
Indiana Department of Transportation	42556 / 1701511	Init.	SR 256	Bridge Replacement	01.40 mile W of I-65 at Muscatatuck River	Seymour	0	STBG	$5,345,136.00	Bridge Construction	CN	$3,411,055.20	$852,763.80		$4,263,819.00			
										Bridge ROW	RW	$32,000.00	$8,000.00	$40,000.00				

*Estimated Costs left to Complete Project column is for costs that may extend beyond the four years of a STIP. This column is not fiscally constrained and is for information purposes.

SPONSOR	CONTRACT # / LEAD DES	STIP NAME	ROUTE	WORK TYPE	LOCATION	DISTRICT	MILES	FEDERAL CATEGORY	Total Cost of Project*	PROGRAM	PHASE	FEDERAL	MATCH	2022	2023	2024	2025	2026
Performance Measure Impacted: Bridge Condition																		
Comments:Include DES 1701503, 1902160, 1701511																		
Indiana Department of Transportation	42675 / 1902886	Init.	US 31	Intersection Improvement, Roundabout	Intersection of US 31 & US 50 in Seymour	Seymour	.01	STBG	$2,055,685.00	Mobility Construction	CN	$1,343,114.40	$335,778.60		$1,678,893.00			
Performance Measure Impacted: Safety																		
Comments:Include DES 1902886																		
Seymour	42784 / 1902764	Init.	ST 2887	Road Reconstruction (3R/4R Standards)	Obrien Street from Village Circle Avenue to U.S. 50	Seymour	.81	STBG	$7,778,074.40	Local Funds	CN	$0.00	$1,171,375.48				$1,171,375.48	
										Group III Program	RW	$1,060,160.00	$0.00			$1,060,160.00		
										Group III Program	CN	$4,685,501.92	$0.00				$4,685,501.92	
										Local Funds	RW	$0.00	$265,040.00			$265,040.00		
Comments:Include DES 1902762, 1902764																		
Indiana Department of Transportation	42860 / 2000295	Init.	I 65	Bridge Deck Overlay	commiskey pike over I-65, 03.2 6 N SR 250	Seymour	0	NHPP	$800,960.00	Bridge Consulting	PE	$45,468.00	$5,052.00	$50,520.00				
										Bridge Construction	CN	$612,864.00	$68,096.00		$20,000.00	$660,960.00		
Performance Measure Impacted: Bridge Condition																		
Comments:Include DES 2000295																		
Indiana Department of Transportation	42866 / 2000332	Init.	US 50	Bridge Thin Deck Overlay	bridge over Mutton Creek Ditch, 00.93 mile E US 31	Seymour	0	NHPP	$827,078.00	Bridge Construction	CN	$661,662.40	$165,415.60			$827,078.00		
Performance Measure Impacted: Bridge Condition																		
Comments:Include DES 2000330, 2000350, 2000332																		
Indiana Department of Natural Resources	42871 / 2000297	Init.	SR 258	Bridge Deck Overlay	over E FK White River ovfl, 01. 99 W SR 11	Seymour	0	STBG	$4,515,304.00	Bridge Construction	CN	$3,079,523.20	$769,880.80		$20,000.00	$3,829,404.00		
										Bridge Consulting	PE	$26,640.00	$6,660.00	$33,300.00				
Performance Measure Impacted: Bridge Condition																		
Comments:Include DES 2000294, 2000296, 2000348, 2000297																		
Indiana Department of Transportation	42880 / 2000369	Init.	US 50	HMA Overlay, Preventive Maintenance	0.82 miles W of W Jct of SR 11 (Von Fange Ditch bridge) to 0.8 4 miles W of I-65	Seymour	2.59	NHPP	$4,656,378.00	Road Consulting	PE	$54,120.00	$13,530.00	$67,650.00				
										Road Construction	CN	$3,257,084.00	$814,271.00		$4,071,355.00			
Performance Measure Impacted: Pavement Condition																		
Comments:Include DES 2000369																		

*Estimated Costs left to Complete Project column is for costs that may extend beyond the four years of a STIP. This column is not fiscally constrained and is for information purposes.

SPONSOR	CONTRACT # / LEAD DES	STIP NAME	ROUTE	WORK TYPE	LOCATION	DISTRICT	MILES	FEDERAL CATEGORY	Total Cost of Project*	PROGRAM	PHASE	FEDERAL	MATCH	2022	2023	2024	2025	2026
Indiana Department of Transportation	43218 / 1600664	Init.	US 31	Small Structure Maint and Repair	6.75 miles N of US 50	Seymour	0	STBG	$606,582.00	Bridge Construction	CN	$296,456.80	$74,114.20	$10,000.00			$360,571.00	
										Bridge ROW	RW	$20,000.00	$5,000.00		$25,000.00			
Performance Measure Impacted: Safety																		
Comments:Include DES 1600664																		
Indiana Department of Transportation	43268 / 2001962	Init.	SR 11	Small Structure Replacement	0.97 miles S of US 50	Seymour	0	STBG	$2,326,822.00	Bridge Construction	CN	$1,257,457.60	$314,364.40				$1,571,822.00	
										Bridge Consulting	PE	$560,000.00	$140,000.00	$700,000.00				
										Bridge ROW	RW	$44,000.00	$11,000.00			$55,000.00		
Performance Measure Impacted: Bridge Condition																		
Comments:Include DES 2001955, 2001956, 2001961, 2001962																		
Indiana Department of Transportation	43293 / 2002016	Init.	US 31	Bridge Replacement	Over Lewis Branch, 01.45 mi N of SR 250	Seymour	0	STBG	$4,587,799.00	Bridge ROW	RW	$40,000.00	$10,000.00			$50,000.00		
										Bridge Construction	CN	$2,950,959.20	$737,739.80				$3,688,699.00	
										Bridge Consulting	PE	$679,280.00	$169,820.00	$849,100.00				
Performance Measure Impacted: Bridge Condition																		
Comments:Include DES 2001989, 2001995, 2002016																		
Indiana Department of Transportation	43414 / 2001805	Init.	I 65	Small Structures & Drains Construction	2 locations on I-65 at RP40+66 &50+00,1 location on SR 60 1.5 mi N of SR-311 at RP58+32in	Seymour	9.3	NHPP	$2,268,000.00	Bridge Consulting	PE	$427,500.00	$47,500.00	$475,000.00				
										Bridge ROW	RW	$22,500.00	$2,500.00			$25,000.00		
										Bridge Construction	CN	$1,591,200.00	$176,800.00				$1,768,000.00	
Performance Measure Impacted: Safety																		
Comments:Include DES 2001805																		
Indiana Department of Transportation	43513 / 2001934	Init.	I 65	Small Structure Pipe Lining	I-65/CR 1240 E over UNT Lewis Branch, 1.26 mile N of SR 250.	Seymour	0	NHPP	$774,453.00	Bridge Construction	CN	$683,507.70	$75,945.30				$759,453.00	
										Bridge ROW	RW	$13,500.00	$1,500.00			$15,000.00		
Performance Measure Impacted: Safety																		
Comments:Include DES 2001934																		
Indiana Department of Transportation	43733 / 2100742	Init.	US 50	Bridge Deck Overlay	over E FK WHITE RIVER OVFL, 01.30 E SR 135	Seymour	0	NHPP	$7,430,500.00	Bridge Consulting	PE	$800,000.00	$200,000.00	$1,000,000.00				

*Estimated Costs left to Complete Project column is for costs that may extend beyond the four years of a STIP. This column is not fiscally constrained and is for information purposes.

SPONSOR	CONTRACT # / LEAD DES	STIP NAME	ROUTE	WORK TYPE	LOCATION	DISTRICT	MILES	FEDERAL CATEGORY	Total Cost of Project*	PROGRAM	PHASE	FEDERAL	MATCH	2022	2023	2024	2025	2026
Indiana Department of Transportation	43733 / 2100742	Init.	US 50	Bridge Deck Overlay	over E FK WHITE RIVER OVFL, 01.30 E SR 135	Seymour	0	NHPP	$7,430,500.00	Bridge Construction	CN	$5,112,400.00	$1,278,100.00					$6,390,500.00
										Bridge ROW	RW	$32,000.00	$8,000.00			$40,000.00		
Performance Measure Impacted: Bridge Condition																		
Comments:Include DES 2100733, 2100741, 2100827, 2100839, 2101073, 2100742																		
Indiana Department of Transportation	43784 / 2100870	Init.	SR 39	Bridge Painting	SR 39 bridge over Grassy Fork , 3.73 miles N of SR 256	Seymour	0	STBG	$200,000.00	Bridge Construction	CN	$120,000.00	$30,000.00			$150,000.00		
										Bridge Consulting	PE	$40,000.00	$10,000.00		$50,000.00			
Performance Measure Impacted: Bridge Condition																		
Comments:Include DES 2100870																		

Jackson County Total

Federal: $70,941,349.64 Match :$16,646,996.03 2022: $18,717,642.28 2023: $25,458,985.00 2024: $23,015,796.00 2025: $14,005,422.40 2026: $6,390,500.00

*Estimated Costs left to Complete Project column is for costs that may extend beyond the four years of a STIP. This column is not fiscally constrained and is for information purposes.

SPONSOR	CONTRACT # / LEAD DES	STIP NAME	ROUTE	WORK TYPE	LOCATION	DISTRICT	MILES	FEDERAL CATEGORY	Total Cost of Project*	PROGRAM	PHASE	FEDERAL	MATCH	2022	2023	2024	2025	2026
Jasper County																		
Jasper County	2100153	Init.	IR 1001	Bridge Inspections	Countywide Bridge Inspection and Inventory Program for Cycle Years 2022-2025	LaPorte	0	STBG	$152,189.71	Local Bridge Program	PE	$159,479.00	$0.00		$75,104.00	$9,438.00	$65,307.00	$9,630.00
										Local Funds	PE	$0.00	$39,871.00		$18,776.00	$2,360.00	$16,327.00	$2,408.00
Performance Measure Impacted: Bridge Condition																		
De Motte	40734 / 1600822	Init.	ST 1009	Road Reconstruction (3R/4R Standards)	2200' from US 231 on E Division St to Orchid St (700 W)	LaPorte	.66	STBG	$2,181,955.00	Local Funds	CN	$0.00	$308,000.00	$308,000.00				
										Group IV Program	CN	$1,232,000.00	$0.00	$1,232,000.00				
Comments:Include DES 1600822																		
Indiana Department of Transportation	41423 / 1800061	Init.	I 65	HMA Overlay Minor Structural	2.44 mi. N. of SR 114 to 2.91 mi. N. of SR 14 (CR 400 N)	LaPorte	6.214	NHPP	$11,053,069.26	Bridge Consulting	PE	$35,816.63	$3,979.62	$39,796.26				
										Road Construction	CN	$7,860,529.80	$873,392.20	$10,000.00	$8,723,922.00			
										Bridge Construction	CN	$963,270.90	$107,030.10		$1,070,301.00			
Performance Measure Impacted: Pavement Condition																		
Comments:Include DES 1700056, 1800061																		
Indiana Department of Transportation	41424 / 1800206	Init.	US 231	Small Structure - New	0.5 mi N of SR 14	LaPorte	0	STBG	$1,209,220.00	Bridge Consulting	PE	$42,612.00	$10,653.00	$2,265.00	$51,000.00			
										Bridge Construction	CN	$744,742.40	$186,185.60	$45,000.00	$885,928.00			
Performance Measure Impacted: Bridge Condition																		
Comments:Include DES 1701064, 2000049, 2000089, 2000104, 1800206																		
Indiana Department of Transportation	41427 / 1703046	Init.	US 231	Replace Superstructure	Us 231@.-James Krucek Ditch, 02.93mi S of SR 2	LaPorte	0	STBG	$1,547,749.00	Bridge ROW	RW	$12,000.00	$3,000.00	$15,000.00				
										Bridge Consulting	PE	$40,000.00	$10,000.00		$50,000.00			
										Bridge Construction	CN	$924,804.00	$231,201.00	$25,000.00	$1,131,005.00			
Performance Measure Impacted: Bridge Condition																		
Comments:Include DES 2000135, 1703046																		
Indiana Department of Transportation	42040 / 1900676	Init.	I 65	Bridge Painting	over TP&W RR, 00.47 mi S of US 24	Crawfordsville	0	NHPP	$914,743.24	Bridge Consulting	PE	$126,900.00	$14,100.00	$141,000.00				
Performance Measure Impacted: Bridge Condition																		
Comments:Include DES 1900675, 1900676																		

*Estimated Costs left to Complete Project column is for costs that may extend beyond the four years of a STIP. This column is not fiscally constrained and is for information purposes.

SPONSOR	CONTRACT # / LEAD DES	STIP NAME	ROUTE	WORK TYPE	LOCATION	DISTRICT	MILES	FEDERAL CATEGORY	Total Cost of Project*	PROGRAM	PHASE	FEDERAL	MATCH	2022	2023	2024	2025	2026
Indiana Department of Transportation	42504 / 1901419	Init.	I 65	Bridge Thin Deck Overlay	SB over CSX RR, 3.92mi S of SR 10	LaPorte	0	NHPP	$2,872,822.00	Bridge Consulting	PE	$278,145.00	$30,905.00	$309,050.00				
Performance Measure Impacted: Bridge Condition																		
Comments:Include DES 1700378, 1901420, 2001037, 2001038, 1901419																		
Jasper County	42828 / 1902808	Init.	ST 6840	Bridge Rehabilitation Or Repair	Southeast quadrant of the Town of Remington, 0.03 miles east of Harrison Street	LaPorte	.07	STBG	$1,223,176.00	Local Bridge Program	CN	$745,200.00	$0.00				$745,200.00	
										Local Funds	RW	$0.00	$12,000.00		$12,000.00			
										Local Bridge Program	RW	$48,000.00	$0.00		$48,000.00			
										Local Funds	CN	$0.00	$186,300.00				$186,300.00	
Performance Measure Impacted: Bridge Condition																		
Comments:Include DES 1902808																		
Indiana Department of Transportation	43017 / 2000815	Init.	SR 10	Bridge Deck Overlay	SR 10 over HICKMAN LATERAL DITCH, 01.17 W SR 49	LaPorte	0	STBG	$566,143.00	Bridge Consulting	PE	$24,000.00	$6,000.00			$30,000.00		
										Bridge Construction	CN	$346,194.40	$86,548.60		$10,000.00	$422,743.00		
Performance Measure Impacted: Bridge Condition																		
Comments:Include DES 2000815																		
Indiana Department of Transportation	43139 / 2000215	Init.	SR 14	Bridge Deck Overlay	SR 14 over IROQUOIS RIVER, 00.65 W US 231	LaPorte	0	STBG	$1,717,123.00	Bridge Consulting	PE	$104,000.00	$26,000.00			$130,000.00		
										Bridge Construction	CN	$1,059,858.40	$264,964.60		$20,000.00	$1,304,823.00		
Performance Measure Impacted: Bridge Condition																		
Comments:Include DES 2000817, 2000820, 2000215																		
Indiana Department of Transportation	43141 / 2000678	Init.	SR 49	Bridge Thin Deck Overlay	SR 49 over OLIVER DITCH, 01.97 N SR 14	LaPorte	0	STBG	$202,347.00	Bridge Consulting	PE	$36,080.00	$9,020.00	$27,100.00		$18,000.00		
										Bridge Construction	CN	$122,605.60	$30,651.40		$10,000.00	$143,257.00		
Performance Measure Impacted: Bridge Condition																		
Comments:Include DES 2000678																		
Indiana Department of Transportation	43209 / 2001614	Init.	SR 16	Small Structures & Drains Construction	7 Locations on SR 16 from 3.07 miles east of US 41 to 0.19 miles south of SR 16/39	LaPorte	32.32	STBG	$1,132,197.00	Bridge Consulting	PE	$64,000.00	$16,000.00			$80,000.00		
										Bridge Construction	CN	$785,751.20	$196,437.80	$250,000.00	$15,000.00	$717,189.00		
Performance Measure Impacted: Safety																		
Comments:Include DES 2001614																		

*Estimated Costs left to Complete Project column is for costs that may extend beyond the four years of a STIP. This column is not fiscally constrained and is for information purposes.

SPONSOR	CONTRACT # / LEAD DES	STIP NAME	ROUTE	WORK TYPE	LOCATION	DISTRICT	MILES	FEDERAL CATEGORY	Total Cost of Project*	PROGRAM	PHASE	FEDERAL	MATCH	2022	2023	2024	2025	2026
Indiana Department of Transportation	43210 / 2001612	Init.	SR 10	Small Structures & Drains Construction	7 Locations on SR 10 from 2.12 miles east of IL state line to 0.7 7 mile west of SR 49	LaPorte	23.04	STBG	$872,240.00	Bridge Construction	CN	$624,192.00	$156,048.00	$25,000.00		$755,240.00		
										Bridge Consulting	PE	$73,600.00	$18,400.00			$92,000.00		
Performance Measure Impacted: Safety																		
Comments:Include DES 2001615, 2001612																		
Indiana Department of Transportation	43211 / 2001617	Init.	US 231	Small Structures & Drains Construction	10 Locations on US 231 from 0. 32 miles South of I65 to intersection of SR 10 and US	LaPorte	26.65	STBG	$1,197,276.00	Bridge Consulting	PE	$197,760.00	$49,440.00	$147,200.00		$100,000.00		
										Bridge ROW	RW	$16,000.00	$4,000.00	$20,000.00				
										Bridge Construction	CN	$744,060.80	$186,015.20	$15,000.00		$915,076.00		
Performance Measure Impacted: Safety																		
Comments:Include DES 2001617																		
Indiana Department of Transportation	43339 / 2002118	Init.	I 65	Bridge Thin Deck Overlay	I-65 NB over US 231, 03.57 N US 24	LaPorte	0	NHPP	$1,834,482.00	Bridge Consulting	PE	$427,500.00	$47,500.00	$400,000.00			$75,000.00	
										Bridge Construction	CN	$1,223,533.80	$135,948.20		$10,000.00		$1,349,482.00	
Performance Measure Impacted: Bridge Condition																		
Comments:Include DES 2002119, 2002118																		
Indiana Department of Transportation	43363 / 2002037	Init.	SR 49	Replace Superstructure	SR 49 over WOLF CREEK, 01.5 6 S SR 10	LaPorte	0	STBG	$781,892.00	Bridge Consulting	PE	$75,200.00	$18,800.00	$94,000.00				
										Bridge Construction	CN	$550,313.60	$137,578.40		$15,000.00		$672,892.00	
Performance Measure Impacted: Bridge Condition																		
Comments:Include DES 2002037																		
Indiana Department of Transportation	43390 / 2002398	Init.	SR 49	Small Structures & Drains Construction	12 Locations on SR 49 between RP's 5.64 to 17.58 in Jasper and Porter Counties	LaPorte	11.92	NHPP	$935,900.00	Bridge Construction	CN	$748,720.00	$187,180.00			$187,180.00	$748,720.00	
Performance Measure Impacted: Safety																		
Comments:Include DES 2002398																		
Indiana Department of Transportation	43842 / 2100904	Init.	US 231	Scour Protection (Erosion)	00.21 N US 24 N JCT	LaPorte	0	STBG	$680,503.00	Bridge Construction	CN	$242,556.80	$60,639.20	$65,000.00	$238,196.00			
										Bridge Consulting	PE	$48,000.00	$12,000.00	$60,000.00				
										Bridge ROW	RW	$40,000.00	$10,000.00	$50,000.00				
Performance Measure Impacted: Safety																		
Comments:Include DES 2100939, 2100941, 2100904																		

*Estimated Costs left to Complete Project column is for costs that may extend beyond the four years of a STIP. This column is not fiscally constrained and is for information purposes.

SPONSOR	CONTRACT # / LEAD DES	STIP NAME	ROUTE	WORK TYPE	LOCATION	DISTRICT	MILES	FEDERAL CATEGORY	Total Cost of Project*	PROGRAM	PHASE	FEDERAL	MATCH	2022	2023	2024	2025	2026
Indiana Department of Transportation	43852 / 2100912	Init.	I 65	Bridge Deck Patching	NB, 00.59 S SR 114 over Martindale Ditch	LaPorte	0	NHPP	$1,145,264.00	Bridge Construction	CN	$899,157.60	$99,906.40	$5,000.00	$994,064.00			
										Bridge Consulting	PE	$127,800.00	$14,200.00	$142,000.00				
Performance Measure Impacted: Bridge Condition																		
Comments:Include DES 2100913, 2100914, 2100915, 2101014, 2100912																		
Indiana Department of Transportation	43878 / 2101074	Init.	SR 10	Small Structure Replacement	over UNT Stover Ditch, 0.02 mi . W of Jct SR 110	LaPorte	.1	STBG	$633,670.00	Bridge Consulting	PE	$42,240.00	$10,560.00	$52,800.00				
										Bridge Construction	CN	$424,696.00	$106,174.00		$30,000.00			$500,870.00
										Bridge ROW	RW	$40,000.00	$10,000.00			$50,000.00		
Performance Measure Impacted: Bridge Condition																		
Comments:Include DES 2101074																		
Indiana Department of Transportation	43890 / 2100233	Init.	SR 14	HMA Overlay, Preventive Maintenance	From 3.5 Miles East of I-65 (CSX Railroad Crossing in Parr) to US 49	LaPorte	9.182	STBG	$5,141,410.00	Road Construction	CN	$3,369,128.00	$842,282.00			$24,000.00	$10,000.00	$4,177,410.00
										Road Consulting	PE	$684,000.00	$171,000.00	$693,000.00				$162,000.00
										Road ROW	RW	$60,000.00	$15,000.00		$75,000.00			
Performance Measure Impacted: Pavement Condition																		
Comments:Include DES 2100233																		
Indiana Department of Transportation	43917 / 1701288	Init.	I 65	Replace Superstructure	Over Martindale Ditch, 0.59 mi S of SR 114	LaPorte	0	NHPP	$3,146,802.00	Bridge Construction	CN	$2,514,151.80	$279,350.20					$2,793,502.00
Performance Measure Impacted: Bridge Condition																		
Comments:Include DES 1701289, 1800860, 1701288																		
Indiana Department of Transportation	43918 / 2000020	Init.	I 65	Interchange Modification	0.5mi S of SR10 to 0.5mi N of SR10	LaPorte	.98	NHPP	$3,828,026.00	Mobility Consulting	PE	$450,000.00	$50,000.00	$500,000.00				
										Mobility Construction	CN	$2,995,223.40	$332,802.60			$15,000.00		$3,313,026.00
Performance Measure Impacted: Safety																		
Comments:Include DES 2000020																		
Indiana Department of Transportation	43919 / 2100158	Init.	I 65	Bridge Deck Overlay	I65 under Bunkum Rd, 1.0 mi S of SR114	LaPorte	0	NHPP	$2,754,340.00	Bridge Consulting	PE	$352,800.00	$39,200.00	$287,000.00				$105,000.00
										Bridge Construction	CN	$2,126,106.00	$236,234.00			$70,000.00	$5,000.00	$2,287,340.00
Performance Measure Impacted: Bridge Condition																		
Comments:Include DES 2100162, 2100690, 2100691, 2100158																		

*Estimated Costs left to Complete Project column is for costs that may extend beyond the four years of a STIP. This column is not fiscally constrained and is for information purposes.

SPONSOR	CONTRACT # / LEAD DES	STIP NAME	ROUTE	WORK TYPE	LOCATION	DISTRICT	MILES	FEDERAL CATEGORY	Total Cost of Project*	PROGRAM	PHASE	FEDERAL	MATCH	2022	2023	2024	2025	2026
Indiana Department of Transportation	43926 / 2100738	Init.	US 231	Bridge Deck Overlay	Over Howe Ditch, 1.71 Miles North of SR 16	LaPorte	0	STBG	$1,315,495.00	Bridge Consulting	PE	$200,000.00	$50,000.00	$200,000.00				$50,000.00
										Bridge ROW	RW	$68,000.00	$17,000.00		$85,000.00			
										Bridge Construction	CN	$784,396.00	$196,099.00			$35,000.00		$945,495.00
Performance Measure Impacted: Bridge Condition																		
Comments:Include DES 2101079, 2100738																		
Indiana Department of Transportation	43927 / 2101076	Init.	US 231	Small Structure Replacement	US231 over UNT Hobbs Ditch, 0.06 mi S US231	LaPorte	.1	STBG	$746,260.00	Bridge ROW	RW	$40,000.00	$10,000.00		$50,000.00			
										Bridge Consulting	PE	$50,000.00	$12,500.00	$62,500.00				
										Bridge Construction	CN	$507,008.00	$126,752.00			$60,000.00		$573,760.00
Performance Measure Impacted: Bridge Condition																		
Comments:Include DES 2101076																		

Jasper County Total

Federal: $36,502,133.13 Match :$6,294,849.12 2022: $5,222,711.26 2023: $13,618,296.00 2024: $5,161,306.00 2025: $3,874,228.00 2026: $14,920,441.00

*Estimated Costs left to Complete Project column is for costs that may extend beyond the four years of a STIP. This column is not fiscally constrained and is for information purposes.

SPONSOR	CONTRACT # / LEAD DES	STIP NAME	ROUTE	WORK TYPE	LOCATION	DISTRICT	MILES	FEDERAL CATEGORY	Total Cost of Project*	PROGRAM	PHASE	FEDERAL	MATCH	2022	2023	2024	2025	2026
Jay County																		
Portland	1600946	Init.	IR 1015	Bike/Pedestrian Facilities	City of Portland Sidewalk Project	Greenfield	.37	STBG	$50,000.00	Local Funds	CN	$0.00	$0.00	$0.00				
										Local Transportation Alternatives	CN	$0.00	$0.00	$0.00				
Performance Measure Impacted: Reliability and Freight Reliability																		
Jay County	1902084	Init.	IR 1001	Bridge Inspections	Countywide Bridge Inspection and Inventory Program for Cycle Years 2021-2024	Greenfield	0	STBG	$273,031.82	Local Funds	PE	$0.00	$54,606.36	$24,446.18	$2,219.45	$25,614.88	$2,325.85	
										Local Bridge Program	PE	$218,425.46	$0.00	$97,784.73	$8,877.80	$102,459.53	$9,303.40	
Performance Measure Impacted: Bridge Condition																		
Indiana Department of Transportation	2000168	Init.	SR 67	Bridge Painting	over NORFOLK SOUTHERN RR, 00.63 S SR 1	Greenfield	0	STBG	$1,997,861.00	Bridge Construction	CN	$0.00	$0.00		$0.00			
Performance Measure Impacted: Bridge Condition																		
Indiana Department of Transportation	39818 / 1600828	Init.	SR 26	Bridge Replacement	Over Salamonie River, .78 miles E of US 27	Greenfield	0	STBG	$3,193,670.00	Bridge ROW	RW	$40,000.00	$10,000.00	$50,000.00				
										Bridge Construction	CN	$2,056,000.00	$514,000.00		$2,570,000.00			
Performance Measure Impacted: Bridge Condition																		
Comments:Include DES 1600828																		
Portland	40319 / 1600965	Init.	IR 1023	Road Rehabilitation (3 R/4R Standards)	Blaine Pike Project- Water St on N to CR 150 W on S	Greenfield	1.24	STBG	$2,578,000.00	Local Funds	CN	$0.00	$323,000.00	$323,000.00				
										Group III Program	CN	$1,292,000.00	$0.00	$1,292,000.00				
Comments:Include DES 1600965																		
Redkey	40320 / 1600972	Init.	ST 1035	Bike/Pedestrian Facilities	Town Park Sidewalk in Redkey	Greenfield	.265	STBG	$176,375.00	Group IV Program	CN	$105,600.00	$0.00	$105,600.00				
										Local Funds	CN	$0.00	$26,400.00	$26,400.00				
Performance Measure Impacted: Reliability and Freight Reliability																		
Comments:Include DES 1600972																		
Dunkirk	40321 / 1600974	Init.	ST 1034	Bike/Pedestrian Facilities	Highland Ave - W Jay Middle School to Speedcat Alley	Greenfield	.284	STBG	$133,031.00	Group IV Program	CN	$79,200.00	$0.00	$79,200.00				
										Local Funds	CN	$0.00	$19,800.00	$19,800.00				
Performance Measure Impacted: Reliability and Freight Reliability																		
Comments:Include DES 1600974																		

*Estimated Costs left to Complete Project column is for costs that may extend beyond the four years of a STIP. This column is not fiscally constrained and is for information purposes.

SPONSOR	CONTRACT # / LEAD DES	STIP NAME	ROUTE	WORK TYPE	LOCATION	DISTRICT	MILES	FEDERAL CATEGORY	Total Cost of Project*	PROGRAM	PHASE	FEDERAL	MATCH	2022	2023	2024	2025	2026
Portland	41308 / 1702762	Init.	MS 7	ADA Sidewalk Ramp Construction	Local-State Road 67 / Votaw Street in Portland, Indiana -170 2762	Greenfield	.617	STBG	$722,695.00	Local Transportation Alternatives	CN	$415,836.00	$0.00	$415,836.00				
										Local Funds	CN	$0.00	$103,959.00	$103,959.00				
Performance Measure Impacted: Safety																		
Comments:Include DES 1702762																		
Indiana Department of Transportation	41486 / 1702872	Init.	SR 1	Bridge Deck Overlay	SR 1 over Mud Creek,1.18 miles N. of SR 26	Greenfield	0	STBG	$838,618.00	Bridge Construction	CN	$518,097.60	$129,524.40		$647,622.00			
										Bridge ROW	RW	$9,600.00	$2,400.00	$12,000.00				
Performance Measure Impacted: Bridge Condition																		
Comments:Include DES 1702872																		
Indiana Department of Transportation	41570 / 1800017	Init.	SR 18	Small Structure Replacement	Carries Stoney Creek, 9.40 Miles East of SR 3.	Fort Wayne	.1	STBG	$1,153,694.00	Bridge Construction	CN	$647,715.20	$161,928.80	$10,000.00	$799,644.00			
										Bridge Consulting	PE	$73,120.00	$18,280.00	$91,400.00				
										Bridge ROW	RW	$39,960.00	$9,990.00	$49,950.00				
Performance Measure Impacted: Bridge Condition																		
Comments:Include DES 1383533, 1800017																		
Dunkirk	42075 / 1802925	Init.	MS 5301	Bike/Pedestrian Facilities	Multi-use path in the Dunkirk City Park Along Speedcat Alley	Greenfield	.284	STBG	$275,785.00	Local Transportation Alternatives	CN	$184,000.00	$0.00			$184,000.00		
										Local Funds	CN	$0.00	$46,000.00			$46,000.00		
Performance Measure Impacted: Reliability and Freight Reliability																		
Comments:Include DES 1802925																		
Indiana Department of Transportation	42207 / 1901542	Init.	SR 67	Bridge Deck Overlay	over NORFOLK SOUTHERN RR, 00.63 S SR 1	Greenfield	0	STBG	$1,997,861.00	Bridge Construction	CN	$644,800.00	$161,200.00	$806,000.00				
										Bridge Consulting	PE	$71,497.60	$17,874.40	$89,372.00				
Performance Measure Impacted: Bridge Condition																		
Comments:Include DES 1901540, 1901542																		
Indiana Department of Transportation	42302 / 1901505	Init.	SR 26	HMA Overlay, Preventive Maintenance	SR 67 to US 27	Greenfield	1.97	STBG	$934,775.03	Road Construction	CN	$642,015.22	$160,503.80	$802,519.03				
Performance Measure Impacted: Pavement Condition																		
Comments:Include DES 1901505																		
Indiana Department of Transportation	42388 / 1600272	Init.	US 27	Shoulder Rehabilitation	SR 18 to 3.18 miles N of SR 18 (Koossuth St, Geneva)	Fort Wayne	3.177	NHPP	$5,434,328.00	Road Construction	CN	$3,612,822.40	$903,205.60			$4,516,028.00		
Performance Measure Impacted: Safety																		

*Estimated Costs left to Complete Project column is for costs that may extend beyond the four years of a STIP. This column is not fiscally constrained and is for information purposes.

SPONSOR	CONTRACT # / LEAD DES	STIP NAME	ROUTE	WORK TYPE	LOCATION	DISTRICT	MILES	FEDERAL CATEGORY	Total Cost of Project*	PROGRAM	PHASE	FEDERAL	MATCH	2022	2023	2024	2025	2026
Comments:Include DES 1600272																		
Indiana Department of Transportation	43054 / 2000600	Init.	SR 26	HMA Overlay, Preventive Maintenance	0.76 mi E of US 27 (ECL Portland) to 9.65 mi E of US 27 (Indiana/Ohio St Ln)	Greenfield	8.89	STBG	$3,684,142.00	Road ROW	RW	$48,000.00	$12,000.00	$60,000.00				
										Road Construction	CN	$2,539,313.60	$634,828.40			$3,174,142.00		
Performance Measure Impacted: Pavement Condition																		
Comments:Include DES 2000600																		
Indiana Department of Transportation	43200 / 1700811	Init.	US 27	HMA Overlay, Preventive Maintenance	From SCL Portland to NCL Portland	Greenfield	2.596	NHPP	$4,364,430.00	Safety Construction	CN	$1,678,665.60	$419,666.40			$2,098,332.00		
										Road Construction	CN	$1,104,798.40	$276,199.60			$1,380,998.00		
Performance Measure Impacted: Pavement Condition																		
Comments:Include DES 1800009, 1700811																		
Indiana Department of Transportation	43329 / 2002004	Init.	SR 18	Bridge Deck Replacement	1.84 Miles West of US 27.	Fort Wayne	0	STBG	$2,130,690.00	Bridge Construction	CN	$1,312,416.80	$328,104.20				$1,640,521.00	
										Bridge Consulting	PE	$291,680.00	$72,920.00	$364,600.00				
Performance Measure Impacted: Bridge Condition																		
Comments:Include DES 2002076, 2002004																		
Indiana Department of Transportation	43811 / 2100200	Init.	SR 67	HMA Overlay, Preventive Maintenance	From US27 to 8.51 Miles East of US 27 (Ohio State Line)	Fort Wayne	8.563	STBG	$4,819,779.00	Bridge ROW	RW	$12,000.00	$3,000.00				$15,000.00	
										Road Construction	CN	$2,866,709.60	$716,677.40				$15,000.00	$3,568,387.00
										Bridge Consulting	PE	$87,200.00	$21,800.00	$109,000.00				
										Bridge Construction	CN	$228,960.00	$57,240.00				$20,000.00	$266,200.00
										Road ROW	RW	$52,000.00	$13,000.00				$65,000.00	
										Road Consulting	PE	$458,813.60	$114,703.40	$573,517.00				
Performance Measure Impacted: Pavement Condition																		
Comments:Include DES 2100793, 2100200																		
Indiana Department of Transportation	43871 / 2100929	Init.	SR 18	Small Structure Maint and Repair	Culvert for UNT WOLF CREEK, 7.57 Miles East SR 1.	Fort Wayne	.1	STBG	$234,553.00	Bridge Consulting	PE	$44,000.00	$11,000.00	$55,000.00				
										Bridge Construction	CN	$99,566.40	$24,891.60		$124,458.00			
Performance Measure Impacted: Safety																		
Comments:Include DES 2100924, 2100931, 2100929																		

*Estimated Costs left to Complete Project column is for costs that may extend beyond the four years of a STIP. This column is not fiscally constrained and is for information purposes.

Indiana Department of Transportation (INDOT)
State Preservation and Local Initiated Projects FY 2022 - 2026

SPONSOR	CONTRACT # / LEAD DES	STIP NAME	ROUTE	WORK TYPE	LOCATION	DISTRICT	MILES	FEDERAL CATEGORY	Total Cost of Project*	PROGRAM	PHASE	FEDERAL	MATCH	2022	2023	2024	2025	2026
Indiana Department of Transportation	44069 / 2101255	Init.	SR 67	Bridge Deck Overlay	Over Salamonie River	Greenfield	0	STBG	$1,451,095.00	District Other Construction	CN	$1,040,000.00	$260,000.00			$1,300,000.00		

Performance Measure Impacted: Bridge Condition

Comments:Include DES 2101255

Jay County Total

Federal: $22,514,813.48 Match :$5,628,703.36 2022: $5,561,383.94 2023: $4,152,821.25 2024: $12,827,574.41 2025: $1,767,150.25 2026: $3,834,587.00

*Estimated Costs left to Complete Project column is for costs that may extend beyond the four years of a STIP. This column is not fiscally constrained and is for information purposes.

SPONSOR	CONTRACT # / LEAD DES	STIP NAME	ROUTE	WORK TYPE	LOCATION	DISTRICT	MILES	FEDERAL CATEGORY	Total Cost of Project*	PROGRAM	PHASE	FEDERAL	MATCH	2022	2023	2024	2025	2026
Jefferson County																		
Indiana Department of Transportation	1900612	Init.	US 421	Single Location Bridge Inspection	Madison Milton Bridge over the Ohio River FY 2023 - Pay to KY	Seymour	0	STBG	$75,000.00	Bridge Consulting	PE	$60,000.00	$15,000.00		$75,000.00			
Performance Measure Impacted: Bridge Condition																		
Indiana Department of Transportation	1902706	Init.	US 421	Bridge Thin Deck Overlay	US 421 Milton Madison over the Ohio River Payment to KYTC	Seymour	0	STBG	$1,500,000.00	Bridge Construction	CN	$1,200,000.00	$300,000.00		$1,500,000.00			
Performance Measure Impacted: Bridge Condition																		
Jefferson County	2101186	Init.	IR 1001	Bridge Inspections	Countywide Bridge Inspection and Inventory Program for Cycle Tears 2022-2023	Seymour	0	STBG	$169,568.00	Local Bridge Program	PE	$134,455.00	$0.00	$71,438.00	$63,017.00			
										Local Funds	PE	$0.00	$35,113.00	$17,859.00	$17,254.00			
Performance Measure Impacted: Bridge Condition																		
Jefferson County	38178 / 1500208	Init.	VA VARI	Bridge Inspections	Countywide Bridge Inspection and Inventory Program for Cycle Years 2018-2021	Seymour	0	STBG	$207,149.88	Local Funds	PE	$0.00	$1,212.82	$1,212.82				
										Local Bridge Program	PE	$4,851.26	$0.00	$4,851.26				
Performance Measure Impacted: Bridge Condition																		
Comments:Include DES 1500208																		
Indiana Department of Transportation	39398 / 1593046	Init.	SR 250	Bridge Deck Overlay	2.99 miles W of SR 7, over Big Camp Creek	Seymour	0	STBG	$970,061.68	Bridge Construction	CN	$534,194.40	$133,548.60	$667,743.00				
Performance Measure Impacted: Bridge Condition																		
Comments:Include DES 1593048, 1593046																		
Indiana Department of Transportation	39897 / 1600669	Init.	SR 56	Small Structure Replacement	0.30 mile E of US 421 at Ferry Street	Seymour	0	STBG	$1,698,076.00	Bridge ROW	RW	$204,800.00	$51,200.00	$256,000.00				
										Bridge Construction	CN	$684,556.80	$171,139.20	$855,696.00				
Performance Measure Impacted: Bridge Condition																		
Comments:Include DES 1600669																		
Indiana Department of Transportation	40420 / 1700193	Init.	SR 56	Slide Correction	4.7 miles E of the E Jct of US 421	Seymour	.105	STBG	$3,869,712.92	Road ROW	RW	$240,000.00	$60,000.00	$300,000.00				
										Road Consulting	PE	$152,747.20	$38,186.80	$190,934.00				
										Road Construction	CN	$2,615,771.20	$653,942.80	$50,000.00			$3,219,714.00	
Performance Measure Impacted: Safety																		
Comments:Include DES 1700193																		
Indiana Department of Transportation	40421 / 1701455	Init.	SR 62	Bridge Replacement	00.59 mile W of E Jct. SR 250 at E Fork Indian-Kentuck Cr	Seymour	0	STBG	$6,963,856.00	Bridge ROW	RW	$64,000.00	$16,000.00	$80,000.00				

*Estimated Costs left to Complete Project column is for costs that may extend beyond the four years of a STIP. This column is not fiscally constrained and is for information purposes.

SPONSOR	CONTRACT # / LEAD DES	STIP NAME	ROUTE	WORK TYPE	LOCATION	DISTRICT	MILES	FEDERAL CATEGORY	Total Cost of Project*	PROGRAM	PHASE	FEDERAL	MATCH	2022	2023	2024	2025	2026
Indiana Department of Transportation	40421 / 1701455	Init.	SR 62	Bridge Replacement	00.59 mile W of E Jct. SR 250 at E Fork Indian-Kentuck Cr	Seymour	0	STBG	$6,963,856.00	Bridge Construction	CN	$3,952,864.80	$988,216.20		$4,941,081.00			
Performance Measure Impacted: Bridge Condition																		
Comments:Include DES 1602259, 1700005, 1700049, 1700058, 1701457, 1701455																		
Indiana Department of Transportation	40422 / 1500021	Init.	SR 56	Bridge Replacement	8.36 miles east of US 421 at Lost Fork Creek	Seymour	0	STBG	$6,472,628.89	Bridge Construction	CN	$4,244,326.40	$1,061,081.60	$5,305,408.00				
										Bridge ROW	RW	$9,600.00	$2,400.00	$12,000.00				
Performance Measure Impacted: Bridge Condition																		
Comments:Include DES 1700001, 1701500, 1500021																		
Indiana Department of Transportation	40960 / 1800211	Init.	SR 62	Intersect. Improv. W/ Added Turn Lanes	Intersection of Cragmont Street	Seymour	0	NHPP	$221,710.00	Safety Construction	CN	$56,568.00	$14,142.00			$70,710.00		
										Safety Consulting	PE	$120,800.00	$30,200.00	$150,000.00		$1,000.00		
Performance Measure Impacted: Safety																		
Comments:Include DES 1800211																		
Madison	41345 / 1801506	Init.	MS 0	Bike/Pedestrian Facilities	SR62/Clifty Drive from Michigan Road to Wilson Avenue (Stellar Project)	Seymour	1	STBG	$3,180,526.50	Local Transportation Alternatives	CN	$2,000,000.00	$0.00		$2,000,000.00			
										Local Funds	CN	$0.00	$800,000.00		$800,000.00			
Performance Measure Impacted: Reliability and Freight Reliability																		
Comments:Include DES 1801506																		
Indiana Department of Transportation	41534 / 1801684	Init.	SR 7	Slide Correction	From 0.51 to 0.77 mile North of Main Street/Old SR 56	Seymour	.23	STBG	$3,106,141.00	Road Construction	CN	$2,174,236.80	$543,559.20		$2,717,796.00			
										Road ROW	RW	$120,000.00	$30,000.00	$150,000.00				
Performance Measure Impacted: Safety																		
Comments:Include DES 1801684																		
Madison	41919 / 1802886	Init.	ST 2369	Added Travel Lanes	Wilson Avenue, between Industrial Drive/Scott Court and Hutchinson Lane (aka JA Berry	Seymour	.56	STBG	$2,892,670.00	Group III Program	CN	$1,769,896.00	$0.00	$80,000.00	$200,000.00	$1,489,896.00		
										Local Funds	CN	$0.00	$442,474.00	$20,000.00	$50,000.00	$372,474.00		
Performance Measure Impacted: Pavement Condition																		
Comments:Include DES 1802886																		
Indiana Department of Transportation	42117 / 1900687	Init.	SR 56	HMA Overlay, Preventive Maintenance	N Jct of SR 3 to 0.19 miles W of E Jct of SR 62	Seymour	12.05	STBG	$6,093,365.00	Road Construction	CN	$4,874,692.00	$1,218,673.00	$6,093,365.00				
Performance Measure Impacted: Pavement Condition																		
Comments:Include DES 1900687																		

*Estimated Costs left to Complete Project column is for costs that may extend beyond the four years of a STIP. This column is not fiscally constrained and is for information purposes.

SPONSOR	CONTRACT # / LEAD DES	STIP NAME	ROUTE	WORK TYPE	LOCATION	DISTRICT	MILES	FEDERAL CATEGORY	Total Cost of Project*	PROGRAM	PHASE	FEDERAL	MATCH	2022	2023	2024	2025	2026
Indiana Department of Transportation	42534 / 1801106	Init.	SR 62	Surface Treatment, Thin HMA Overlay	1.4 miles W of SR 7 (Bridge over Big Clifty Creek) to US 421	Seymour	4.079	NHPP	$4,655,000.00	Road Construction	CN	$3,716,000.00	$929,000.00		$4,645,000.00			
Performance Measure Impacted: Pavement Condition																		
Comments:Include DES 1801100, 1801106																		
Indiana Department of Transportation	42855 / 2000163	Init.	SR 7	Bridge Deck Overlay	Bridge over Big Creek, 03.66 miles N of SR 250	Seymour	0	STBG	$1,954,436.00	Bridge Construction	CN	$1,367,692.80	$341,923.20	$10,000.00	$1,699,616.00			
Performance Measure Impacted: Bridge Condition																		
Comments:Include DES 2000165, 2000163																		
Indiana Department of Transportation	42878 / 2000164	Init.	SR 7	Bridge Thin Deck Overlay	Bridge over Camp Creek, 05.72 miles N of SR 250	Seymour	0	STBG	$161,415.00	Bridge Construction	CN	$129,132.00	$32,283.00				$161,415.00	
Performance Measure Impacted: Bridge Condition																		
Comments:Include DES 2000164																		
Indiana Department of Transportation	42903 / 2000362	Init.	SR 56	Bridge Deck Overlay	bridge over Big Spring Creek, 00.11 mile E SR 62	Seymour	0	STBG	$1,010,542.00	Bridge Construction	CN	$710,825.60	$177,706.40			$888,532.00		
Performance Measure Impacted: Bridge Condition																		
Comments:Include DES 2000362																		
Indiana Department of Transportation	42958 / 2000408	Init.	SR 62	HMA Overlay, Preventive Maintenance	W Jct of SR 250 to E Jct of SR 250	Seymour	7.22	STBG	$2,199,120.00	Road Construction	CN	$1,759,296.00	$439,824.00		$2,199,120.00			
Performance Measure Impacted: Pavement Condition																		
Comments:Include DES 2000408																		
Indiana Department of Transportation	43019 / 2001545	Init.	SR 56	Small Structure Maint and Repair	1.2 miles E of SR 62	Seymour	0	STBG	$372,188.00	Bridge Construction	CN	$221,030.40	$55,257.60	$276,288.00				
Performance Measure Impacted: Safety																		
Comments:Include DES 2001545																		
Indiana Department of Transportation	43297 / 2002045	Init.	SR 56	Bridge Replacement	Over Eagle Hollow Creek, 01.89 mi E of US 421	Seymour	0	STBG	$4,157,473.00	Bridge Construction	CN	$2,515,452.00	$628,863.00				$3,144,315.00	
										Bridge ROW	RW	$76,000.00	$19,000.00			$95,000.00		
										Bridge Consulting	PE	$734,526.40	$183,631.60	$918,158.00				
Performance Measure Impacted: Bridge Condition																		
Comments:Include DES 2001972, 2002045																		
Indiana Department of Transportation	43301 / 2001976	Init.	SR 7	Small Structure Replacement	0.24 mile N of SR 62	Seymour	0	STBG	$3,777,344.00	Bridge ROW	RW	$60,000.00	$15,000.00			$75,000.00		
										Bridge Construction	CN	$2,038,538.40	$509,634.60				$2,548,173.00	
										Bridge Consulting	PE	$827,960.00	$206,990.00	$974,950.00			$60,000.00	
Performance Measure Impacted: Bridge Condition																		

*Estimated Costs left to Complete Project column is for costs that may extend beyond the four years of a STIP. This column is not fiscally constrained and is for information purposes.

SPONSOR	CONTRACT # / LEAD DES	STIP NAME	ROUTE	WORK TYPE	LOCATION	DISTRICT	MILES	FEDERAL CATEGORY	Total Cost of Project*	PROGRAM	PHASE	FEDERAL	MATCH	2022	2023	2024	2025	2026
Comments:Include DES 1600683, 2001943, 2001964, 2001965, 2002350, 2001976																		
Indiana Department of Transportation	43320 / 2002303	Init.	SR 256	HMA Overlay, Preventive Maintenance	SR 3 to .13 miles W of SR 62 (the new PK for this section is 5377 and is SR 3 to SR 62)	Seymour	10.989	STBG	$5,656,126.00	Road Consulting	PE	$75,760.00	$18,940.00	$94,700.00				
										Road Construction	CN	$3,276,162.40	$819,040.60				$4,095,203.00	
										Bridge ROW	RW	$16,000.00	$4,000.00			$20,000.00		
										Bridge Consulting	PE	$294,320.00	$73,580.00	$367,900.00				
										Bridge Construction	CN	$862,658.40	$215,664.60				$1,078,323.00	
Performance Measure Impacted: Pavement Condition																		
Comments:Include DES 2001944, 2001950, 2002303																		
Indiana Department of Transportation	43398 / 2001954	Init.	SR 356	Small Structure Replacement	3.18 mile W of SR 62, E of SR 203	Seymour	0	STBG	$1,828,206.00	Bridge Consulting	PE	$547,167.20	$136,791.80	$683,959.00				
										Bridge ROW	RW	$36,000.00	$9,000.00			$45,000.00		
										Bridge Construction	CN	$879,397.60	$219,849.40				$1,099,247.00	
Performance Measure Impacted: Bridge Condition																		
Comments:Include DES 2001960, 2001971, 2002330, 2001954																		
Madison	43639 / 2002981	Init.	ST 2369	HMA Overlay, Preventive Maintenance	Main Street (Former SR56) from US421 Intsctn, West to SR 62/SR256	Seymour	4.6	STBG	$5,000,000.00	Group III Program	CN	$3,872,000.00	$0.00					$3,872,000.00
										Local Funds	CN	$0.00	$968,000.00					$968,000.00
Performance Measure Impacted: Pavement Condition																		
Comments:Include DES 2002981																		
Jefferson County	43654 / 2002980	Init.	IR 1591	Bridge Replacement	Bridge 107 on Sugan Hollow Road crossing over Brushy Fork Creek	Seymour	.1	STBG	$1,969,000.00	Local Funds	CN	$0.00	$317,400.00					$317,400.00
										Local Funds	PE	$0.00	$67,600.00	$67,600.00				
										Local Bridge Program	CN	$1,269,600.00	$0.00					$1,269,600.00
										Local Bridge Program	PE	$270,400.00	$0.00	$270,400.00				
										Local Bridge Program	RW	$35,200.00	$0.00			$35,200.00		
										Local Funds	RW	$0.00	$8,800.00			$8,800.00		

*Estimated Costs left to Complete Project column is for costs that may extend beyond the four years of a STIP. This column is not fiscally constrained and is for information purposes.

SPONSOR	CONTRACT # / LEAD DES	STIP NAME	ROUTE	WORK TYPE	LOCATION	DISTRICT	MILES	FEDERAL CATEGORY	Total Cost of Project*	PROGRAM	PHASE	FEDERAL	MATCH	2022	2023	2024	2025	2026
Performance Measure Impacted: Bridge Condition																		
Comments:Include DES 2002980																		
Indiana Department of Transportation	43753 / 2100045	Init.	SR 56	Intersect. Improv. W/ Added Turn Lanes	0.56 miles west of east Junction SR 56/62 in Jefferson County	Seymour	0	STBG	$1,263,684.00	Safety Consulting	PE	$200,000.00	$50,000.00		$250,000.00			
										Safety Construction	CN	$730,947.20	$182,736.80					$913,684.00
										Safety ROW	RW	$80,000.00	$20,000.00			$100,000.00		
Performance Measure Impacted: Safety																		
Comments:Include DES 2100045																		
Indiana Department of Transportation	43766 / 2100252	Init.	US 421	HMA Overlay, Preventive Maintenance	0.29 miles N of N Jct of SR 56 (near Milton St) to 1.32 miles N of SR 62	Seymour	1.329	STBG	$14,920,159.00	Road Construction	CN	$11,320,127.20	$2,830,031.80					$14,150,159.00
										Road Consulting	PE	$600,000.00	$150,000.00	$750,000.00				
										Road ROW	RW	$16,000.00	$4,000.00			$20,000.00		
Performance Measure Impacted: Pavement Condition																		
Comments:Include DES 2100252																		
Indiana Department of Transportation	44077 / 2101270	Init.	VA VARI	HMA Overlay, Preventive Maintenance	Madison State Hospital Parking Lot	Seymour	0	STBG	$345,000.00	DNR/INST Construction	CN	$276,000.00	$69,000.00	$345,000.00				
Performance Measure Impacted: Pavement Condition																		
Comments:Include DES 2101270																		

Jefferson County Total

Federal: $64,032,553.46 Match :$16,309,637.62 2022: $19,065,462.08 2023: $21,157,884.00 2024: $3,221,612.00 2025: $15,406,390.00 2026: $21,490,843.00

*Estimated Costs left to Complete Project column is for costs that may extend beyond the four years of a STIP. This column is not fiscally constrained and is for information purposes.

SPONSOR	CONTRACT # / LEAD DES	STIP NAME	ROUTE	WORK TYPE	LOCATION	DISTRICT	MILES	FEDERAL CATEGORY	Total Cost of Project*	PROGRAM	PHASE	FEDERAL	MATCH	2022	2023	2024	2025	2026
Jennings County																		
Jennings County	38187 / 1500219	Init.	VA VARI	Bridge Inspections	Countywide Bridge Inspection and Inventory Program for Cycle Years 2019-2022	Seymour	0	STBG	$193,775.96	Local Funds	PE	$0.00	$2,432.02	$2,432.02				
										Local Bridge Program	PE	$9,728.08	$0.00	$9,728.08				
Performance Measure Impacted: Bridge Condition																		
Comments:Include DES 1500219																		
Jennings County	40276 / 1600797	Init.	IR 1011	Bridge Replacement, Concrete	Bridge #76 CR 800S over Big Graham Creek 0.5 miles E of CR 90W	Seymour	.14	STBG	$3,176,087.00	Local Funds	CN	$0.00	$507,600.00	$507,600.00				
										Group IV Program	CN	$2,030,400.00	$0.00	$2,030,400.00				
Comments:Include DES 1600797																		
Indiana Department of Transportation	40414 / 1700203	Init.	US 50	Bridge Replacement	5.64 miles E of US 31 at Six Mile Creek	Seymour	0	NHPP	$3,202,714.40	Bridge Construction	CN	$2,253,732.80	$563,433.20	$2,817,166.00				
										Bridge ROW	RW	$2,400.00	$600.00	$3,000.00				
Performance Measure Impacted: Bridge Condition																		
Comments:Include DES 1700203																		
Indiana Department of Transportation	40437 / 1701502	Init.	SR 250	Replace Superstructure	04.16 miles W of SR 3 at Slate Creek	Seymour	0	STBG	$1,731,363.30	Bridge Construction	CN	$810,535.20	$202,633.80	$1,013,169.00				
Performance Measure Impacted: Bridge Condition																		
Comments:Include DES 1700118, 1701502																		
Jennings County	40461 / 1600793	Init.	IR 1012	Road Reconstruction (3R/4R Standards)	O&M Ave 400ft E of CR 250 W(Kipper Ln) to Brownstown Rd to the end Hayden Pi	Seymour	.086	STBG	$5,511,031.00	Local Funds	CN	$0.00	$969,600.00		$969,600.00			
										Group IV Program	CN	$3,878,400.00	$0.00		$3,878,400.00			
										Group IV Program	RW	$201,120.00	$0.00	$201,120.00				
										Local Funds	RW	$0.00	$50,280.00	$50,280.00				
Comments:Include DES 1600793																		
North Vernon	40896 / 1702963	Init.	ST 1015	Road Rehabilitation (3 R/4R Standards)	Walnut Street (US 50) from 7th Street to West Poplar Street	Seymour	.379	STBG	$10,066,744.92	Local Funds	CN	$0.00	$2,147,459.13	$2,147,459.13				
										Federal Exchange	CN	$8,914,372.45	$0.00	$8,914,372.45				
										Group III Program	CN	$1,027,836.52	$0.00	$1,027,836.52				

*Estimated Costs left to Complete Project column is for costs that may extend beyond the four years of a STIP. This column is not fiscally constrained and is for information purposes.

SPONSOR	CONTRACT # / LEAD DES	STIP NAME	ROUTE	WORK TYPE	LOCATION	DISTRICT	MILES	FEDERAL CATEGORY	Total Cost of Project*	PROGRAM	PHASE	FEDERAL	MATCH	2022	2023	2024	2025	2026
Comments:Include DES 1702963																		
Indiana Department of Transportation	40949 / 1801091	Init.	US 50	Concrete Pavement Preservation (CPP)	1.65 miles W of SR 7 to SR 3	Seymour	4.54	STBG	$2,687,963.00	Road Construction	CN	$2,150,370.40	$537,592.60			$2,687,963.00		
Performance Measure Impacted: Safety																		
Comments:Include DES 1801091																		
Indiana Department of Transportation	41447 / 1800994	Init.	SR 3	Small Structure Replacement	0.93 miles S of South SR 7	Seymour	0	STBG	$3,008,388.00	Bridge Consulting	PE	$22,000.00	$5,500.00		$27,500.00			
										Bridge Construction	CN	$1,698,648.80	$424,662.20		$2,123,311.00			
										Bridge ROW	RW	$24,000.00	$6,000.00	$30,000.00				
Performance Measure Impacted: Bridge Condition																		
Comments:Include DES 1800996, 1800997, 1902147, 1800994																		
Indiana Department of Transportation	41535 / 1801692	Init.	SR 3	Slide Correction	.77 miles N of SR 7 in Vernon	Seymour	0	STBG	$916,976.00	Road ROW	RW	$4,000.00	$1,000.00	$5,000.00				
										Road Construction	CN	$605,055.20	$151,263.80		$756,319.00			
Performance Measure Impacted: Safety																		
Comments:Include DES 1801692																		
Indiana Department of Transportation	41581 / 1800251	Init.	SR 3	HMA Overlay, Preventive Maintenance	SR 750 to 9.54 miles S of W Jct of SR 46 (Westport SCL)	Seymour	11.127	STBG	$3,527,000.00	Road Construction	CN	$2,821,600.00	$705,400.00		$3,527,000.00			
Performance Measure Impacted: Pavement Condition																		
Comments:Include DES 1800251																		
Indiana Department of Transportation	41899 / 1592223	Init.	SR 7	Intersect. Improv. W/ Added Turn Lanes	Intersection of SR 7 at CR 275 W (Country Squire Blvd)	Seymour	0	NHPP	$5,552,967.00	Bridge Construction	CN	$213,704.80	$53,426.20	$267,131.00				
										Safety Construction	CN	$3,573,768.80	$893,442.20	$4,467,211.00				
Performance Measure Impacted: Safety																		
Comments:Include DES 1592224, 1802827, 1592223																		
Jennings County	41922 / 1802874	Init.	IR 5160	Bridge Deck Replacement	CR 800 N, 0.40 Mile East of Base Road, near Sardinia, IN, In Section 26, Township 8 N,	Seymour	374.6	STBG	$888,200.00	Local Funds	RW	$0.00	$3,300.00	$3,300.00				
										Local Bridge Program	CN	$609,360.00	$0.00			$609,360.00		
										Local Funds	CN	$0.00	$152,340.00			$152,340.00		
										Local Bridge Program	RW	$13,200.00	$0.00	$13,200.00				
Performance Measure Impacted: Bridge Condition																		

*Estimated Costs left to Complete Project column is for costs that may extend beyond the four years of a STIP. This column is not fiscally constrained and is for information purposes.

SPONSOR	CONTRACT # / LEAD DES	STIP NAME	ROUTE	WORK TYPE	LOCATION	DISTRICT	MILES	FEDERAL CATEGORY	Total Cost of Project*	PROGRAM	PHASE	FEDERAL	MATCH	2022	2023	2024	2025	2026
Comments:Include DES 1802874																		
Jennings County	41923 / 1802873	Init.	IR 5164	Bridge Rehabilitation Or Repair	CR 190 E, 0.06 Mile South of CR 25 N, near Vernon, IN, In Section 1, Township 6 N,	Seymour	328	STBG	$1,370,200.00	Local Funds	CN	$0.00	$249,840.00			$249,840.00		
										Local Bridge Program	RW	$13,200.00	$0.00		$13,200.00			
										Local Funds	RW	$0.00	$3,300.00		$3,300.00			
										Local Bridge Program	CN	$999,360.00	$0.00			$999,360.00		
Performance Measure Impacted: Bridge Condition																		
Comments:Include DES 1802873																		
Jennings County	41924 / 1802872	Init.	IR 5165	Bridge Replacement	CR 900 W, 0.49 Mile North of CR 800 N, near Scipio, IN, In Section 29, Township 8 N,	Seymour	550	STBG	$1,211,900.00	Local Bridge Program	CN	$841,120.00	$0.00			$841,120.00		
										Local Funds	CN	$0.00	$210,280.00			$210,280.00		
										Local Bridge Program	RW	$14,400.00	$0.00		$14,400.00			
										Local Funds	RW	$0.00	$3,600.00		$3,600.00			
Performance Measure Impacted: Bridge Condition																		
Comments:Include DES 1802872																		
Jennings County	41930 / 1802878	Init.	IR 5140	Bridge Deck Replacement	CR 450 E, 0.19 Mile North of CR 485 N, near Butlerville, IN, In Section 9, Township 7 N,	Seymour	471.6	STBG	$1,455,240.00	Local Funds	RW	$0.00	$3,300.00		$3,300.00			
										Local Funds	CN	$0.00	$255,500.00			$255,500.00		
										Local Bridge Program	CN	$1,022,000.00	$0.00			$1,022,000.00		
										Local Bridge Program	RW	$13,200.00	$0.00		$13,200.00			
Performance Measure Impacted: Bridge Condition																		
Comments:Include DES 1802878																		
Indiana Department of Transportation	42111 / 1900709	Init.	SR 7	Bridge Thin Deck Overlay	06.86 miles N of SR 3 over Sand Creek	Seymour	0	STBG	$300,733.92	Bridge Consulting	PE	$1,536.00	$384.00	$1,920.00				
Performance Measure Impacted: Bridge Condition																		
Comments:Include DES 1900697, 1900714, 1900716, 1900709																		
Indiana Department of Transportation	42355 / 1900101	Init.	SR 7	Small Structure Replacement	.04 miles from S Jct. of SR 3, N of SR 250	Seymour	0	STBG	$634,396.00	Bridge ROW	RW	$8,000.00	$2,000.00	$10,000.00				
										Bridge Consulting	PE	$16,000.00	$4,000.00			$20,000.00		

*Estimated Costs left to Complete Project column is for costs that may extend beyond the four years of a STIP. This column is not fiscally constrained and is for information purposes.

SPONSOR	CONTRACT # / LEAD DES	STIP NAME	ROUTE	WORK TYPE	LOCATION	DISTRICT	MILES	FEDERAL CATEGORY	Total Cost of Project*	PROGRAM	PHASE	FEDERAL	MATCH	2022	2023	2024	2025	2026
Indiana Department of Transportation	42355 / 1900101	Init.	SR 7	Small Structure Replacement	.04 miles from S Jct. of SR 3, N of SR 250	Seymour	0	STBG	$634,396.00	Bridge Construction	CN	$332,064.80	$83,016.20			$415,081.00		
Performance Measure Impacted: Bridge Condition																		
Comments:Include DES 1900101																		
Indiana Department of Transportation	42671 / 1700163	Init.	US 50	Truck/Auxillary Lane Construction	At the intersection of CR 850 W	Seymour	0	NHPP	$580,745.00	Mobility Construction	CN	$288,000.00	$72,000.00			$360,000.00		
Comments:Include DES 1700163																		
Indiana Department of Transportation	43317 / 2001990	Init.	SR 3	Bridge Thin Deck Overlay	Over Graham Creek, 00.11 Mile N of SR 250	Seymour	0	STBG	$545,561.00	Bridge Construction	CN	$436,448.80	$109,112.20				$545,561.00	
										Bridge Consulting	PE	$64,000.00	$16,000.00	$80,000.00				
Performance Measure Impacted: Bridge Condition																		
Comments:Include DES 2000128, 2001990																		
Jennings County	43648 / 2002992	Init.	IR 8141	Bridge Rehabilitation Or Repair	CR 250 W, 0.02 Mile South of CR 675 N, near Scipio, IN, In Section 5, Township 7 N,	Seymour	324	STBG	$2,203,350.00	Local Bridge Program	PE	$278,680.00	$0.00	$278,680.00				
										Local Bridge Program	CN	$1,476,000.00	$0.00					$1,476,000.00
										Local Bridge Program	RW	$8,000.00	$0.00			$8,000.00		
										Local Funds	PE	$0.00	$69,670.00	$69,670.00				
										Local Funds	RW	$0.00	$2,000.00			$2,000.00		
										Local Funds	CN	$0.00	$369,000.00					$369,000.00
Performance Measure Impacted: Bridge Condition																		
Comments:Include DES 2002992																		
Indiana Department of Transportation	43737 / 2101003	Init.	SR 3	Bridge Thin Deck Overlay	over CSX RR, 00.30 N US 50	Seymour	.01	STBG	$286,000.00	Bridge Construction	CN	$228,800.00	$57,200.00					$286,000.00
Performance Measure Impacted: Bridge Condition																		
Comments:Include DES 2101003																		
Indiana Department of Transportation	43750 / 2100837	Init.	SR 7	Small Structure Replacement	N SR 250 AT RP 17+45	Seymour	.1	STBG	$1,480,500.00	Bridge Consulting	PE	$280,000.00	$70,000.00	$350,000.00				
										Bridge Construction	CN	$876,400.00	$219,100.00					$1,095,500.00
										Bridge ROW	RW	$28,000.00	$7,000.00			$35,000.00		
Performance Measure Impacted: Bridge Condition																		

*Estimated Costs left to Complete Project column is for costs that may extend beyond the four years of a STIP. This column is not fiscally constrained and is for information purposes.

SPONSOR	CONTRACT # / LEAD DES	STIP NAME	ROUTE	WORK TYPE	LOCATION	DISTRICT	MILES	FEDERAL CATEGORY	Total Cost of Project*	PROGRAM	PHASE	FEDERAL	MATCH	2022	2023	2024	2025	2026
Comments:Include DES 2101097, 2100837																		
Indiana Department of Transportation	43759 / 2100052	Init.	US 50	Intersect. Improv. W/ Added Turn Lanes	Intersection of County Rd 900 W in Jennings County	Seymour	0	NHPP	$1,126,578.00	Safety Consulting	PE	$200,000.00	$50,000.00		$250,000.00			
										Safety Construction	CN	$685,262.40	$171,315.60					$856,578.00
										Safety ROW	RW	$16,000.00	$4,000.00			$20,000.00		
Performance Measure Impacted: Safety																		
Comments:Include DES 2100052																		
Indiana Department of Transportation	43786 / 2100949	Init.	SR 7	Small Structure Maint and Repair	SR 7 Culvert, 4.26 miles N SR 3 N JCT	Seymour	.1	STBG	$750,000.00	Bridge Consulting	PE	$192,000.00	$48,000.00	$240,000.00				
										Bridge Construction	CN	$408,000.00	$102,000.00		$510,000.00			
Performance Measure Impacted: Safety																		
Comments:Include DES 2100948, 2100952, 2100949																		

Jennings County Total

Federal: $39,590,705.05 Match :$9,559,583.15 2022: $24,540,675.20 2023: $12,093,130.00 2024: $7,887,844.00 2025: $545,561.00 2026: $4,083,078.00

*Estimated Costs left to Complete Project column is for costs that may extend beyond the four years of a STIP. This column is not fiscally constrained and is for information purposes.

SPONSOR	CONTRACT # / LEAD DES	STIP NAME	ROUTE	WORK TYPE	LOCATION	DISTRICT	MILES	FEDERAL CATEGORY	Total Cost of Project*	PROGRAM	PHASE	FEDERAL	MATCH	2022	2023	2024	2025	2026
Johnson County																		
Johnson County	2002461	Init.	IR 1001	Bridge Inspections	Countywide Bridge Inspection and Inventory Program for Cycle Years 2022-2025	Seymour	0	STBG	$323,530.00	Local Funds	PE	$0.00	$64,706.00	$24,138.00		$7,201.00	$20,990.00	$12,377.00
										Local Bridge Program	PE	$258,824.00	$0.00	$96,553.00		$28,806.00	$83,958.00	$49,507.00
Performance Measure Impacted: Bridge Condition																		
Johnson County	2002750	Init.	MS NA	Pavement Replacement	BIRCH CT, BUCKMOOR CT, BUCKMOOR PKWY, LAKE CROSSING DR, PIN OAK CT,	Seymour	0	STBG	$1,740,435.50	Community Crossing Grant Fund	CN	$805,867.55	$0.00	$805,867.55				
										Local Funds	CN	$0.00	$805,867.55	$805,867.55				
Performance Measure Impacted: Pavement Condition																		
Franklin	2100369	Init.	MS NA	HMA Overlay, Preventive Maintenance	ADAMS ST, AMY LN, BANTA ST, BEARING DR, COTTONWOOD DR, DAKOTA	Seymour	0	STBG	$1,524,025.50	Local Funds	CN	$0.00	$762,012.75	$762,012.75				
										Community Crossing Grant Fund	CN	$762,012.75	$0.00	$762,012.75				
Performance Measure Impacted: Pavement Condition																		
Greenwood	2100381	Init.	MS NA	Pavement Replacement	MERIDIAN MEADOWS RD, STOKLEY BLVD	Seymour	0	STBG	$970,604.00	Local Funds	CN	$0.00	$485,302.00	$485,302.00				
										Community Crossing Grant Fund	CN	$485,302.00	$0.00	$485,302.00				
Performance Measure Impacted: Pavement Condition																		
Greenwood	2100382	Init.	MS NA	Surface Treatment, Thin HMA Overlay	AVERITT RD, SHEEK RD	Seymour	0	STBG	$273,253.00	Community Crossing Grant Fund	CN	$102,372.99	$0.00	$102,372.99				
										Local Funds	CN	$0.00	$170,880.01	$170,880.01				
Performance Measure Impacted: Pavement Condition																		
Greenwood	2100383	Init.	MS NA	HMA Overlay, Structural	PUSHVILLE RD, PUSHVILLE RD	Seymour	0	STBG	$306,689.60	Community Crossing Grant Fund	CN	$153,344.80	$0.00	$153,344.80				
										Local Funds	CN	$0.00	$153,344.80	$153,344.80				
Performance Measure Impacted: Pavement Condition																		
Greenwood	2100384	Init.	MS NA	Other Type Project (Miscellaneous)	WORTHSVILLE RD from CR 75 E to 2,750feet east of Sheek Rd	Seymour	0	STBG	$42,807.89	Local Funds	CN	$0.00	$21,403.95	$21,403.95				
										Community Crossing Grant Fund	CN	$21,403.94	$0.00	$21,403.94				
Performance Measure Impacted: Safety																		
New Whiteland	2100445	Init.	MS NA	HMA Overlay, Preventive Maintenance	BITTERSWEET RD, BRENTWOOD LN, COUNT TURF CT, DARK STAR CT,	Seymour	0	STBG	$492,651.40	Community Crossing Grant Fund	CN	$335,006.25	$0.00	$335,006.25				

*Estimated Costs left to Complete Project column is for costs that may extend beyond the four years of a STIP. This column is not fiscally constrained and is for information purposes.

SPONSOR	CONTRACT # / LEAD DES	STIP NAME	ROUTE	WORK TYPE	LOCATION	DISTRICT	MILES	FEDERAL CATEGORY	Total Cost of Project*	PROGRAM	PHASE	FEDERAL	MATCH	2022	2023	2024	2025	2026
New Whiteland	2100445	Init.	MS NA	HMA Overlay, Preventive Maintenance	BITTERSWEET RD, BRENTWOOD LN, COUNT TURF CT, DARK STAR CT,	Seymour	0	STBG	$492,651.40	Local Funds	CN	$0.00	$157,645.15	$157,645.15				
Performance Measure Impacted: Pavement Condition																		
Whiteland	2100541	Init.	MS NA	HMA Overlay, Structural	BRIAR HILL RD, COLONY DR, MARGATE DR, PINEDALE DR, SPRINGDALE DR	Seymour	0	STBG	$986,127.87	Local Funds	CN	$0.00	$251,960.28	$251,960.28				
										Community Crossing Grant Fund	CN	$734,167.59	$0.00	$734,167.59				
Performance Measure Impacted: Pavement Condition																		
Johnson County	38179 / 1500209	Init.	VA VARI	Bridge Inspections	Countywide Bridge Inspection and Inventory Program for Cycle Years 2018-2021	Seymour	0	STBG	$53,812.00	Local Bridge Program	PE	$43,050.00	$0.00	$43,050.00				
										Local Funds	PE	$0.00	$10,762.00	$10,762.00				
Performance Measure Impacted: Bridge Condition																		
Indiana Department of Transportation	40411 / 1700108	Init.	SR 252	Pavement Replacement	US 31 to 0.18 miles W. of I-65	Seymour	2.358	STBG	$9,714,901.00	Road Construction	CN	$9,534,901.00	$0.00	$2,152,741.00			$7,382,160.00	
										Local Funds	CN	$1,906,980.00	$0.00	$430,548.00			$1,476,432.00	
										Local Transportation Alternatives	CN	$0.00	$0.00	$0.00				
										Bridge ROW	RW	$144,000.00	$0.00	$144,000.00				
										Bridge Construction	CN	$0.00	$0.00	$0.00				
										Local Funds	RW	$36,000.00	$0.00	$36,000.00				
Performance Measure Impacted: Pavement Condition																		
Comments:Include DES 1802999, 1900353, 1902760, 1700108																		
Johnson County	40881 / 1702954	Init.	IR 1010	Replace Superstructure	Bridge 38 East Greensburg Road over Sugar Creek	Seymour	.08	STBG	$1,226,480.00	Local Funds	CN	$0.00	$281,620.00	$281,620.00				
										Local Bridge Program	CN	$1,126,480.00	$0.00	$1,126,480.00				
Performance Measure Impacted: Bridge Condition																		
Indiana Department of Transportation	41475 / 1801028	Init.	SR 135	Small Structure Replacement	3.43 mi N of SR 144	Seymour	0	NHPP	$736,169.00	Bridge ROW	RW	$8,000.00	$2,000.00	$10,000.00				
										Bridge Construction	CN	$574,775.20	$143,693.80		$718,469.00			
Performance Measure Impacted: Bridge Condition																		
Comments:Include DES 1801028																		

*Estimated Costs left to Complete Project column is for costs that may extend beyond the four years of a STIP. This column is not fiscally constrained and is for information purposes.

SPONSOR	CONTRACT # / LEAD DES	STIP NAME	ROUTE	WORK TYPE	LOCATION	DISTRICT	MILES	FEDERAL CATEGORY	Total Cost of Project*	PROGRAM	PHASE	FEDERAL	MATCH	2022	2023	2024	2025	2026
Indiana Department of Transportation	41481 / 1800082	Init.	US 31	Added Travel Lanes	from South Main St. to Israel Lane	Seymour	5.38	STBG	$46,857,972.00	Mobility Construction	CN	$25,293,515.20	$6,323,378.80		$11,262,701.60	$20,354,192.40		
										Bridge Construction	CN	$1,731,102.40	$432,775.60		$919,551.20	$1,244,326.80		
										Bridge ROW	RW	$32,000.00	$8,000.00	$40,000.00				
										Safety Construction	CN	$9,861,761.60	$2,465,440.40		$4,987,798.00	$7,339,404.00		
										Mobility ROW	RW	$568,000.00	$142,000.00	$710,000.00				
Performance Measure Impacted: Pavement Condition																		
Comments:Include DES 1800272, 2001610, 1800082																		
Indiana Department of Transportation	42083 / 1900702	Init.	US 31	Bridge Thin Deck Overlay	2 miles N of SR 252 over Youngs Creek	Seymour	0	STBG	$430,892.73	Bridge Construction	CN	$403,233.60	$100,808.40	$504,042.00				
Performance Measure Impacted: Bridge Condition																		
Comments:Include DES 1900696, 1900702																		
Indiana Department of Transportation	42096 / 1900685	Init.	SR 135	HMA Overlay, Preventive Maintenance	0.37 miles N of W Jct SR 252 (Morgantown ECL) to E SR 252	Seymour	5.98	STBG	$2,094,000.00	Road Construction	CN	$1,675,200.00	$418,800.00	$2,094,000.00				
Performance Measure Impacted: Pavement Condition																		
Comments:Include DES 1900685																		
Indiana Department of Transportation	42113 / 1900689	Init.	US 31	HMA Overlay, Preventive Maintenance	0.12 mile N of N Junction of SR 252 to 0.16 miles S of SR 44 (Y oungs Creek Bridge)	Seymour	5.84	STBG	$5,566,783.00	Road Construction	CN	$4,453,426.40	$1,113,356.60	$5,566,783.00				
Performance Measure Impacted: Pavement Condition																		
Comments:Include DES 1900689																		
Indiana Department of Transportation	42215 / 1800032	Init.	SR 135	Intersect. Improv. W/ Added Turn Lanes	Smith Valley Road	Seymour	0	NHPP	$7,127,158.00	Mobility ROW	RW	$2,320,000.00	$580,000.00	$2,900,000.00				
										Mobility Construction	CN	$2,981,726.40	$745,431.60			$3,727,158.00		
										Mobility Consulting	PE	$291,896.80	$72,974.20	$364,871.00				
Performance Measure Impacted: Safety																		
Comments:Include DES 1800032																		
Indiana Department of Transportation	42536 / 1800029	Init.	SR 135	Intersect. Improv. W/ Added Turn Lanes	Fairview Road	Seymour	0	NHPP	$3,629,969.00	Mobility Construction	CN	$1,796,215.20	$449,053.80			$2,245,269.00		
										Mobility ROW	RW	$380,000.00	$95,000.00	$475,000.00				
Performance Measure Impacted: Safety																		
Comments:Include DES 1800030, 1800029																		

*Estimated Costs left to Complete Project column is for costs that may extend beyond the four years of a STIP. This column is not fiscally constrained and is for information purposes.

SPONSOR	CONTRACT # / LEAD DES	STIP NAME	ROUTE	WORK TYPE	LOCATION	DISTRICT	MILES	FEDERAL CATEGORY	Total Cost of Project*	PROGRAM	PHASE	FEDERAL	MATCH	2022	2023	2024	2025	2026
Johnson County	42802 / 1902767	Init.	IR 6640	Bridge Rehabilitation Or Repair	Bridge 98 on CR 700E over Fisher Ditch - 0.01 mi N or Urmeyville Road	Seymour	.08	STBG	$1,524,800.00	Local Bridge Program	RW	$26,100.00	$0.00		$26,100.00			
										Local Bridge Program	CN	$1,282,500.00	$0.00				$1,282,500.00	
Performance Measure Impacted: Bridge Condition																		
Comments:Include DES 1902767																		
Johnson County	42814 / 1902771	Init.	IR 6641	Bridge Rehabilitation Or Repair	Bridge 66 on CR 575W over N. Prong Stotts Creek - 0.20 mi N of CR 100 N	Seymour	.007	STBG	$979,700.00	Local Funds	CN	$0.00	$89,900.00			$89,900.00		
										Local Bridge Program	CN	$718,800.00	$0.00			$718,800.00		
Performance Measure Impacted: Bridge Condition																		
Comments:Include DES 1902771																		
Franklin	42815 / 1902763	Init.	ST 2559	Bike/Pedestrian Facilities	Various locations throughout City of Franklin	Seymour	1.56	STBG	$549,775.00	Local Safety Program	CN	$391,675.00	$0.00	$391,675.00				
										Local Funds	CN	$0.00	$60,000.00	$60,000.00				
Performance Measure Impacted: Reliability and Freight Reliability																		
Comments:Include DES 1902763																		
Indiana Department of Transportation	42858 / 2000391	Init.	SR 252	HMA Overlay, Preventive Maintenance	0.23 miles E of E Jct SR 135 to US 31	Seymour	7.5	STBG	$3,815,156.00	Road Construction	CN	$3,052,124.80	$763,031.20		$3,815,156.00			
Performance Measure Impacted: Pavement Condition																		
Comments:Include DES 2000391																		
Indiana Department of Transportation	42869 / 2000247	Init.	SR 135	Bridge Painting	over Barnes Creek, 01.88 N SR 252	Seymour	0	STBG	$222,132.50	Bridge Consulting	PE	$44,160.00	$11,040.00	$55,200.00				
Performance Measure Impacted: Bridge Condition																		
Comments:Include DES 2000247																		
Indiana Department of Transportation	43318 / 2002305	Init.	SR 135	Small Structure Replacement	5.26 mi N of the SR 252 Jct	Seymour	0	STBG	$2,120,965.00	Bridge Construction	CN	$1,249,608.00	$312,402.00				$1,562,010.00	
										Bridge Consulting	PE	$420,000.00	$105,000.00	$525,000.00				
										Bridge ROW	RW	$40,000.00	$10,000.00			$50,000.00		
Performance Measure Impacted: Bridge Condition																		
Comments:Include DES 2001945, 2001967, 2002305																		
Indiana Department of Transportation	43362 / 2002067	Init.	SR 135	Bridge Deck Overlay	Over PLEASANT RUN CREEK, 05.25 mi S of I-465	Seymour	0	STBG	$2,976,437.00	Bridge Consulting	PE	$208,000.00	$52,000.00	$260,000.00				
										Bridge Construction	CN	$1,983,709.60	$495,927.40				$2,479,637.00	
Performance Measure Impacted: Bridge Condition																		

*Estimated Costs left to Complete Project column is for costs that may extend beyond the four years of a STIP. This column is not fiscally constrained and is for information purposes.

SPONSOR	CONTRACT # / LEAD DES	STIP NAME	ROUTE	WORK TYPE	LOCATION	DISTRICT	MILES	FEDERAL CATEGORY	Total Cost of Project*	PROGRAM	PHASE	FEDERAL	MATCH	2022	2023	2024	2025	2026
Comments:Include DES 2002017, 2002067																		
Indiana Department of Transportation	43528 / 2002947	Init.	SR 135	ADA Sidewalk Ramp Construction	Sidewalk North of Curry/Stella Road in Greenwood	Seymour	4.14	STBG	$231,000.00	Safety Construction	CN	$172,800.00	$43,200.00	$216,000.00				
Performance Measure Impacted: Safety																		
Comments:Include DES 2002947																		
Franklin	43588 / 2100071	Init.	ST 1033	Bike/Pedestrian Facilities	Various locations throughout City of Franklin	Seymour	0	STBG	$610,180.28	Local Safety Program	CN	$452,080.28	$0.00		$452,080.28			
Performance Measure Impacted: Reliability and Freight Reliability																		
Comments:Include DES 2100071																		
Johnson County	43655 / 2002991	Init.	IR 2207	New Road Construction	Clark School Road between CR 750E east to the Shelby/Johnson County line in Clark Township	Seymour	.56	STBG	$4,359,398.00	Local Funds	RW	$0.00	$25,920.00		$25,920.00			
										Local Bridge Program	RW	$6,480.00	$0.00		$6,480.00			
										Local Funds	PE	$0.00	$93,150.00	$93,150.00				
										Local Bridge Program	PE	$223,200.00	$0.00	$223,200.00				
										Local Funds	CN	$0.00	$802,129.60					$802,129.60
										Local Bridge Program	CN	$3,208,518.40	$0.00					$3,208,518.40
Performance Measure Impacted: Pavement Condition																		
Comments:Include DES 2002993, 2100550, 2002991																		
Indiana Department of Transportation	43727 / 2100677	Init.	I 65	Bridge Thin Deck Overlay	E Worthsville Road Bridge over I-65 NB/SB, 7.68 miles N of SR 44	Seymour	0	NHPP	$537,000.00	Bridge Consulting	PE	$135,000.00	$15,000.00		$150,000.00			
										Bridge Construction	CN	$348,300.00	$38,700.00					$387,000.00
Performance Measure Impacted: Bridge Condition																		
Comments:Include DES 2100677																		

Johnson County Total

Federal: $82,783,621.75 Match :$19,175,617.89 2022: $25,042,707.36 2023: $22,364,256.08 2024: $35,805,057.20 2025: $14,287,687.00 2026: $4,459,532.00

*Estimated Costs left to Complete Project column is for costs that may extend beyond the four years of a STIP. This column is not fiscally constrained and is for information purposes.

SPONSOR	CONTRACT # / LEAD DES	STIP NAME	ROUTE	WORK TYPE	LOCATION	DISTRICT	MILES	FEDERAL CATEGORY	Total Cost of Project*	PROGRAM	PHASE	FEDERAL	MATCH	2022	2023	2024	2025	2026
Knox County																		
Knox County	1902073	Init.	IR 1001	Bridge Inspections	Countywide Bridge Inspection and Inventory Program for Cycle Years 2021-2024	Vincennes	0	STBG	$473,497.00	Local Bridge Program	PE	$378,797.60	$0.00	$179,439.20	$6,087.20	$181,796.00	$11,475.20	
										Local Funds	PE	$0.00	$94,699.40	$44,859.80	$1,521.80	$45,449.00	$2,868.80	
Performance Measure Impacted: Bridge Condition																		
Indiana Department of Transportation	31284 / 0800579	Init.	SR 550	Bridge Replacement	Over Smalls Creek, 01.57 mi W SR-67	Vincennes	0	STBG	$2,561,333.00	Bridge Construction	CN	$1,141,600.00	$285,400.00		$1,427,000.00			
Performance Measure Impacted: Bridge Condition																		
Comments:Include DES 0800579																		
Knox County	39839 / 1600892	Init.	IR 1009	Bridge Replacement, Other Construction	Bridge on Old US 41 over CSX Railroad	Vincennes	.16	STBG	$3,071,354.00	Local Bridge Program	CN	$2,135,920.00	$0.00	$2,135,920.00				
										Local Funds	CN	$0.00	$533,980.00	$533,980.00				
Comments:Include DES 1600892																		
Vincennes	39842 / 1600727	Init.	ST 1022	Road Reconstruction (3R/4R Standards)	Main Street from 900' NW of Ramsey Rd. to 200' SE of Felt King Rd.	Vincennes	.27	STBG	$4,387,240.57	Group III Program	CN	$2,675,200.00	$0.00	$2,675,200.00				
										Local Funds	CN	$0.00	$668,800.00	$668,800.00				
Comments:Include DES 1600727																		
Indiana Department of Transportation	40554 / 1700149	Init.	SR 159	Bridge Replacement	Over Tilley Ditch (Wells Ditch), 02.49 miles North SR-67	Vincennes	0	STBG	$6,484,475.00	Bridge Construction	CN	$2,933,440.80	$733,360.20	$3,666,801.00				
Performance Measure Impacted: Bridge Condition																		
Comments:Include DES 1700156, 1700159, 1700149																		
Vincennes	41238 / 1800976	Init.	IR 1006	Road Reconstruction (3R/4R Standards)	Washington Avenue from Emison Ave. to Belle Crossing	Vincennes	.75	STBG	$7,920,415.00	Group III Program	CN	$5,386,256.00	$0.00		$5,386,256.00			
										Local Funds	CN	$0.00	$1,346,564.00		$1,346,564.00			
										Group III Program	RW	$347,340.00	$0.00	$347,340.00				
										Local Funds	RW	$0.00	$86,835.00	$86,835.00				
Comments:Include DES 1800976																		
Knox County	41239 / 1800986	Init.	IR 1031	Road Reconstruction (3R/4R Standards)	From US 41 on Elkhorn Road to CSX Railroad crossing	Vincennes	.95	STBG	$4,892,443.00	Local Funds	CN	$0.00	$800,800.00	$800,800.00				

*Estimated Costs left to Complete Project column is for costs that may extend beyond the four years of a STIP. This column is not fiscally constrained and is for information purposes.

SPONSOR	CONTRACT # / LEAD DES	STIP NAME	ROUTE	WORK TYPE	LOCATION	DISTRICT	MILES	FEDERAL CATEGORY	Total Cost of Project*	PROGRAM	PHASE	FEDERAL	MATCH	2022	2023	2024	2025	2026
Knox County	41239 / 1800986	Init.	IR 1031	Road Reconstruction (3R/4R Standards)	From US 41 on Elkhorn Road to CSX Railroad crossing	Vincennes	.95	STBG	$4,892,443.00	Group IV Program	CN	$3,203,200.00	$0.00	$3,203,200.00				
Comments:Include DES 1901690, 1800986																		
Indiana Department of Transportation	41470 / 1800183	Init.	SR 67	HMA Overlay, Preventive Maintenance	From 0.52 mi W of SR-159 to 0. 69 mi E of SR-159 Jct. (Bicknell)	Vincennes	1.205	STBG	$2,485,475.00	Road Construction	CN	$1,345,600.00	$336,400.00		$1,682,000.00			
										Road ROW	RW	$160,000.00	$40,000.00	$200,000.00				
Performance Measure Impacted: Pavement Condition																		
Comments:Include DES 2001112, 1800183																		
Indiana Department of Transportation	41472 / 1800224	Init.	US 41	Intersection Improvement, Median U-Turn	At Elkhorn Road, South of Vincennes	Vincennes	.3	NHPP	$3,731,052.00	Safety Construction	CN	$2,600,000.00	$650,000.00		$3,250,000.00			
Performance Measure Impacted: Safety																		
Comments:Include DES 1800224																		
Indiana Department of Transportation	42161 / 1600728	Init.	US 41	Small Structure Replacement	2.20 mi N SR-241	Vincennes	0	NHPP	$1,548,724.75	Bridge Construction	CN	$1,075,955.80	$268,988.95	$1,344,944.75				
Performance Measure Impacted: Bridge Condition																		
Comments:Include DES 1600728																		
Indiana Department of Transportation	42198 / 1900272	Init.	SR 441	HMA Overlay, Preventive Maintenance	From 0.12 mi E US-41(E. Ramsey Rd) to Illinois/Indiana State Bridge (Vincennes)	Vincennes	2.54	STBG	$5,277,897.00	Road Construction	CN	$3,595,645.60	$898,911.40			$4,494,557.00		
										Road Consulting	PE	$34,060.00	$8,515.00	$42,575.00				
										Road ROW	RW	$40,000.00	$10,000.00		$50,000.00			
Performance Measure Impacted: Pavement Condition																		
Comments:Include DES 1900272																		
Indiana Department of Transportation	42720 / 2000724	Init.	SR 241	Bridge Deck Overlay	over PLASS DITCH, .80mi N US 41	Vincennes	0	STBG	$806,750.00	Bridge Construction	CN	$352,000.00	$88,000.00		$440,000.00			
Performance Measure Impacted: Bridge Condition																		
Comments:Include DES 2000722, 2000724																		
Indiana Department of Transportation	42746 / 2000856	Init.	SR 59	HMA Overlay, Preventive Maintenance	From SR 58 to SR 67	Vincennes	1.61	STBG	$1,355,800.00	Road Construction	CN	$780,000.00	$195,000.00		$15,000.00	$960,000.00		
										Local Funds	CN	$96,178.40	$24,044.60			$120,223.00		
										Road ROW	RW	$128,000.00	$32,000.00		$160,000.00			
										Local Transportation Alternatives	CN	$384,713.60	$96,178.40			$480,892.00		
Performance Measure Impacted: Pavement Condition																		

*Estimated Costs left to Complete Project column is for costs that may extend beyond the four years of a STIP. This column is not fiscally constrained and is for information purposes.

SPONSOR	CONTRACT # / LEAD DES	STIP NAME	ROUTE	WORK TYPE	LOCATION	DISTRICT	MILES	FEDERAL CATEGORY	Total Cost of Project*	PROGRAM	PHASE	FEDERAL	MATCH	2022	2023	2024	2025	2026
Comments:Include DES 2000856																		
Indiana Department of Transportation	42767 / 2000853	Init.	SR 550	HMA Overlay, Preventive Maintenance	From US 41 to SR 67	Vincennes	4.35	STBG	$3,199,161.00	Road ROW	RW	$32,000.00	$8,000.00		$40,000.00			
										Bridge Construction	CN	$712,000.00	$178,000.00			$890,000.00		
										Road Construction	CN	$1,438,768.80	$359,692.20			$1,798,461.00		
Performance Measure Impacted: Pavement Condition																		
Comments:Include DES 2000761, 2000853																		
Indiana Department of Transportation	42819 / 1901942	Init.	US 50	Bridge Thin Deck Overlay	Bridge over Wabash River and ILL 33 EBL, 01.85 mile W of US 41	Vincennes	0	NHPP	$2,994,064.00	Bridge Construction	CN	$1,360,000.00	$340,000.00	$1,700,000.00				
Performance Measure Impacted: Bridge Condition																		
Comments:Include DES 1901943, 1901942																		
Indiana Department of Transportation	42820 / 1901987	Init.	US 50	Bridge Painting	Bridge over Wabash River and ILL 33 WBL, 01.85 mile W of US 41	Vincennes	0	NHPP	$2,969,200.00	Bridge Construction	CN	$1,827,200.00	$456,800.00		$2,284,000.00			
Performance Measure Impacted: Bridge Condition																		
Comments:Include DES 1901988, 1901987																		
Indiana Department of Transportation	43085 / 2001625	Init.	US 50	Scour Protection (Erosion)	US 50 over DUNN DITCH, 01.52 E SR 241 WBL	Vincennes	0	NHPP	$1,484,350.00	Bridge Consulting	PE	$91,440.00	$22,860.00	$114,300.00				
										Bridge ROW	RW	$12,000.00	$3,000.00	$15,000.00				
										Bridge Construction	CN	$816,000.00	$204,000.00		$1,020,000.00			
Performance Measure Impacted: Safety																		
Comments:Include DES 2001619, 2001621, 2001623, 2001624, 2001625																		
Indiana Department of Transportation	43151 / 1500082	Init.	US 50	HMA Functional Overlay on PCCP	From E. Jct of US-41 SBL to 4.75 east of E Jct of US-41 SBL	Vincennes	3.466	NHPP	$19,427,683.00	Safety Construction	CN	$1,386,684.00	$346,671.00		$1,733,355.00			
										Bridge Construction	CN	$448,000.00	$112,000.00		$560,000.00			
										Road Construction	CN	$15,688,649.60	$3,922,162.40	$10,000.00	$19,600,812.00			
										Road ROW	RW	$8,000.00	$2,000.00	$10,000.00				
Comments:Include DES 1593057, 1601113, 1902863, 2000895, 2101007, 2101008, 1500082																		
Indiana Department of Transportation	43227 / 2001939	Init.	SR 67	Small Structure Replacement	2+63 N JCT SR 358	Vincennes	0	STBG	$1,984,000.00	Bridge Construction	CN	$1,327,200.00	$331,800.00			$80,000.00	$1,579,000.00	
										Bridge Consulting	PE	$260,000.00	$65,000.00	$325,000.00				

*Estimated Costs left to Complete Project column is for costs that may extend beyond the four years of a STIP. This column is not fiscally constrained and is for information purposes.

SPONSOR	CONTRACT # / LEAD DES	STIP NAME	ROUTE	WORK TYPE	LOCATION	DISTRICT	MILES	FEDERAL CATEGORY	Total Cost of Project*	PROGRAM	PHASE	FEDERAL	MATCH	2022	2023	2024	2025	2026
Performance Measure Impacted: Bridge Condition																		
Comments:Include DES 2001941, 2001939																		
Indiana Department of Transportation	43228 / 2002051	Init.	SR 61	Bridge Deck Overlay	over WHITE RIVER OVERFLOW , 02.09 N SR 56	Vincennes	0	STBG	$6,005,700.00	Bridge Consulting	PE	$430,320.00	$107,580.00	$537,900.00				
										Bridge Construction	CN	$4,281,200.00	$1,070,300.00				$5,351,500.00	
Performance Measure Impacted: Bridge Condition																		
Comments:Include DES 2002050, 2002060, 2002051																		
Indiana Department of Transportation	43230 / 2002040	Init.	US 50	Bridge Deck Replacement	EB over CSX RR, FT KNOX ROAD, 01.24 W US 41	Vincennes	0	NHPP	$5,092,550.00	Bridge Consulting	PE	$390,400.00	$97,600.00	$488,000.00				
										Bridge Construction	CN	$3,626,000.00	$906,500.00				$4,532,500.00	
Performance Measure Impacted: Bridge Condition																		
Comments:Include DES 2002041, 2002040																		
Indiana Department of Transportation	43981 / 2100258	Init.	US 41	HMA Overlay, Preventive Maintenance	From 0.50 miles S of SR-241 to 0.58 mi S of E intersection with US 50 (Kelso Creek bridge)	Vincennes	11.557	NHPP	$20,287,500.00	Road Construction	CN	$14,710,000.00	$3,677,500.00				$10,000.00	$18,377,500.00
										Road Consulting	PE	$1,520,000.00	$380,000.00	$1,900,000.00				
Performance Measure Impacted: Pavement Condition																		
Comments:Include DES 2100258																		

Knox County Total

Federal: $79,159,770.20 Match :$19,789,942.55 2022: $21,030,894.75 2023: $39,002,596.00 2024: $9,051,378.00 2025: $11,487,344.00 2026: $18,377,500.00

*Estimated Costs left to Complete Project column is for costs that may extend beyond the four years of a STIP. This column is not fiscally constrained and is for information purposes.

SPONSOR	CONTRACT # / LEAD DES	STIP NAME	ROUTE	WORK TYPE	LOCATION	DISTRICT	MILES	FEDERAL CATEGORY	Total Cost of Project*	PROGRAM	PHASE	FEDERAL	MATCH	2022	2023	2024	2025	2026
Kosciusko County																		
Indiana Department of Transportation	1900490	Init.	SR 19	Railroad Protection	NS RR crossing DOT 478509G in Mentone	Fort Wayne	0	STBG	$380,000.00	Statewide Construction	CN	$30,400.00	$7,600.00		$38,000.00			
										Local Safety Program - 130	CN	$273,600.00	$68,400.00		$342,000.00			
Performance Measure Impacted: Transit																		
Kosciusko County	2000829	Init.	ST 1025	Railroad Protection	First St., Milford in Kosciusko Co - DOT# 533535W - Upgrade - Norfolk Southern RR	Fort Wayne	0	STBG	$500,000.00	Local Safety Program - 130	CN	$450,000.00	$0.00	$450,000.00				
										Local Funds	CN	$0.00	$50,000.00	$50,000.00				
Performance Measure Impacted: Transit																		
Kosciusko County	2100083	Init.	IR 1001	Bridge Inspections	Countywide Bridge Inspection and Inventory Program for Cycle Years 2022-2025	Fort Wayne	0	STBG	$216,992.00	Local Bridge Program	PE	$173,594.00	$0.00	$80,024.00	$14,194.00	$69,586.00	$9,790.00	
										Local Funds	PE	$0.00	$43,398.00	$20,006.00	$3,549.00	$17,396.00	$2,447.00	
Performance Measure Impacted: Bridge Condition																		
Silver Lake	2100492	Init.	MS NA	HMA Overlay, Preventive Maintenance	CEMETERY RD, COLUMBIA ST, COLUMBIA ST, COURTLAND DR, DIXIE DR, ELDORA DR, ELM	Fort Wayne	0	STBG	$222,607.00	Local Funds	CN	$0.00	$55,651.75	$55,651.75				
										Community Crossing Grant Fund	CN	$166,955.25	$0.00	$166,955.25				
Performance Measure Impacted: Pavement Condition																		
Silver Lake	2100493	Init.	MS NA	Crack Sealing	AMELIA AVE, COLUMBIA ST, COY AVE, ELM ST, HARRISON ST, HIGH ST, LAKEVIEW DR,	Fort Wayne	0	STBG	$12,831.00	Local Funds	CN	$0.00	$3,207.75	$3,207.75				
										Community Crossing Grant Fund	CN	$9,623.25	$0.00	$9,623.25				
Performance Measure Impacted: Pavement Condition																		
Silver Lake	2100494	Init.	MS NA	Surface Treatment, Ultrathin Bonded Wearing Course	DIXIE DR, EDGEWATER ST, KERMIT AVE, N COURTLAND PARK, ROOSEVELT AVE,	Fort Wayne	0	STBG	$13,579.00	Community Crossing Grant Fund	CN	$10,184.25	$0.00	$10,184.25				
										Local Funds	CN	$0.00	$3,394.75	$3,394.75				
Performance Measure Impacted: Pavement Condition																		
Syracuse	2100512	Init.	MS NA	Other Type Project (Miscellaneous)	RAILROAD ST from Oak Street to Main Street	Fort Wayne	0	STBG	$250,823.00	Community Crossing Grant Fund	CN	$188,117.25	$0.00	$188,117.25				
										Local Funds	CN	$0.00	$62,705.75	$62,705.75				
Performance Measure Impacted: Safety																		
Winona Lake	40201 / 1600788	Init.	ST 1001	Intersection Improvement, Roundabout	Intersection of Argonne Rd, Winona Ave, Kings Highway and Park Ave	Fort Wayne	.13	STBG	$2,010,234.50	Group IV Program	CN	$847,320.00	$0.00	$847,320.00				

*Estimated Costs left to Complete Project column is for costs that may extend beyond the four years of a STIP. This column is not fiscally constrained and is for information purposes.

SPONSOR	CONTRACT # / LEAD DES	STIP NAME	ROUTE	WORK TYPE	LOCATION	DISTRICT	MILES	FEDERAL CATEGORY	Total Cost of Project*	PROGRAM	PHASE	FEDERAL	MATCH	2022	2023	2024	2025	2026
Winona Lake	40201 / 1600788	Init.	ST 1001	Intersection Improvement, Roundabout	Intersection of Argonne Rd, Winona Ave, Kings Highway and Park Ave	Fort Wayne	.13	STBG	$2,010,234.50	Local Funds	CN	$0.00	$455,130.00	$455,130.00				
Performance Measure Impacted: Safety																		
Comments:Include DES 1600788																		
Indiana Department of Transportation	40475 / 1900622	Init.	SR 15	HMA Overlay Minor Structural	From 0.49 Miles South of SR 14 to 0.70 Miles North of SR 14 (Silver Lake)	Fort Wayne	1.18	STBG		Road Construction	CN	$817,772.80	$204,443.20	$1,022,216.00				
Performance Measure Impacted: Pavement Condition																		
Kosciusko County	41147 / 1702866	Init.	ST 1021	Bridge Replacement	Bridge #227:on S. Hand Street over Walnut Creek	Fort Wayne	.05	STBG	$1,938,099.00	Local Funds	CN	$0.00	$330,575.40		$330,575.40			
										Local Funds	RW	$0.00	$12,000.00	$12,000.00				
										Local Bridge Program	RW	$48,000.00	$0.00	$48,000.00				
										Local Bridge Program	CN	$1,322,301.60	$0.00		$1,322,301.60			
Performance Measure Impacted: Bridge Condition																		
Comments:Include DES 1702866																		
Warsaw	41153 / 1702849	Init.	ST 1018	Added Travel Lanes	Anchorage Rd (CR 200 N) from SR 15 to Biomet Dr	Fort Wayne	.66	STBG	$4,276,763.75	Group III Program	CN	$2,683,763.00	$0.00		$2,683,763.00			
										Local Funds	CN	$0.00	$670,940.75		$670,940.75			
Performance Measure Impacted: Pavement Condition																		
Comments:Include DES 1702849																		
Warsaw	41154 / 1702850	Init.	ST 1001	Bike/Pedestrian Facilities	Sheridan St, E Clark, & E Ft Wayne St - Between Colfax St and Cook St	Fort Wayne	2.5	STBG	$1,690,979.50	Local Funds	CN	$0.00	$280,851.90	$280,851.90				
										Local Transportation Alternatives	CN	$1,123,407.60	$0.00	$1,123,407.60				
Performance Measure Impacted: Reliability and Freight Reliability																		
Comments:Include DES 1702850																		
Indiana Department of Transportation	41642 / 1801809	Init.	US 30	Other Intersection Improvement	1.0 Mile West of SR 15 (at CR 150W/Silveus Crossing Road in Warsaw).	Fort Wayne	1	NHPP	$376,100.00	Mobility Construction	CN	$2,688,000.00	$672,000.00		$3,360,000.00			
Performance Measure Impacted: Safety																		
Comments:Include DES 1801808, 1801809																		
Kosciusko County	41847 / 1801935	Init.	IR 1884	New Bridge Construction	Kosciusko County CR1300N Extension over Norfolk Southern Railroad and Main	Fort Wayne	.59	STBG	$8,525,357.50	Local Funds	CN	$0.00	$1,420,540.69	$1,420,540.69				
										Group IV Program	CN	$4,755,723.18	$0.00	$4,755,723.18				
										Statewide Consulting	CN	$880,800.00	$0.00	$880,800.00				

*Estimated Costs left to Complete Project column is for costs that may extend beyond the four years of a STIP. This column is not fiscally constrained and is for information purposes.

SPONSOR	CONTRACT # / LEAD DES	STIP NAME	ROUTE	WORK TYPE	LOCATION	DISTRICT	MILES	FEDERAL CATEGORY	Total Cost of Project*	PROGRAM	PHASE	FEDERAL	MATCH	2022	2023	2024	2025	2026
Kosciusko County	41847 / 1801935	Init.	IR 1884	New Bridge Construction	Kosciusko County CR1300N Extension over Norfolk Southern Railroad and Main	Fort Wayne	.59	STBG	$8,525,357.50	Local Funds	RW	$0.00	$75,900.00	$75,900.00				
										Statewide ROW	RW	$254,100.00	$0.00	$254,100.00				
Performance Measure Impacted: Bridge Condition																		
Comments:Include DES 1900841, 1801935																		
Kosciusko County	41952 / 1802917	Init.	IR 1828	Bridge Replacement	Bridge No 161: on CR200S over Walnut Creek	Fort Wayne	.06	STBG	$1,290,000.00	Local Bridge Program	RW	$48,000.00	$0.00	$48,000.00				
										Local Funds	CN	$0.00	$194,360.00			$194,360.00		
										Local Funds	RW	$0.00	$12,000.00	$12,000.00				
										Local Bridge Program	CN	$777,440.00	$0.00			$777,440.00		
Performance Measure Impacted: Bridge Condition																		
Comments:Include DES 1802917																		
Indiana Department of Transportation	42153 / 1601012	Init.	US 30	HMA Overlay Minor Structural	From SR 19 to 3.00 miles E of SR 15 (Center St)	Fort Wayne	13.303	STBG	$21,714,403.00	American Rescue Plan Act	CN	$28,008,412.80	$7,002,103.20	$35,010,516.00				
Performance Measure Impacted: Pavement Condition																		
Indiana Department of Transportation	42169 / 1800015	Init.	SR 13	Small Structure Replacement	Carries Tennant Ditch, 5.67 Miles North of SR 14.	Fort Wayne	1.006	STBG	$1,232,664.00	Bridge ROW	RW	$16,000.00	$4,000.00	$20,000.00				
										Bridge Construction	CN	$12,000.00	$3,000.00		$15,000.00			
Performance Measure Impacted: Bridge Condition																		
Comments:Include DES 1800015																		
Indiana Department of Transportation	42460 / 1901482	Init.	SR 15	Bridge Thin Deck Overlay	Bridge over NS RR [CHICAGO], 04.02 North of SR 14.	Fort Wayne	0	STBG	$1,588,240.62	Bridge Consulting	PE	$30,080.00	$7,520.00	$37,600.00				
Performance Measure Impacted: Bridge Condition																		
Comments:Include DES 1383626, 1701383, 1901482																		
Kosciusko County	42772 / 1902838	Init.	IR 1828	Bridge Replacement	Bridge #30: on Beer Road over Turkey Creek	Fort Wayne	.16	STBG	$1,887,700.00	Local Bridge Program	RW	$48,240.00	$0.00			$48,240.00		
										Local Funds	CN	$0.00	$312,280.00				$312,280.00	
										Local Bridge Program	CN	$1,249,120.00	$0.00				$1,249,120.00	
										Local Funds	RW	$0.00	$12,060.00			$12,060.00		
Performance Measure Impacted: Bridge Condition																		
Comments:Include DES 1902838																		

*Estimated Costs left to Complete Project column is for costs that may extend beyond the four years of a STIP. This column is not fiscally constrained and is for information purposes.

SPONSOR	CONTRACT # / LEAD DES	STIP NAME	ROUTE	WORK TYPE	LOCATION	DISTRICT	MILES	FEDERAL CATEGORY	Total Cost of Project*	PROGRAM	PHASE	FEDERAL	MATCH	2022	2023	2024	2025	2026
Indiana Department of Transportation	43187 / 2000910	Init.	SR 19	Bridge Thin Deck Overlay	Bridge over Tippecanoe River, 0.28 miles S of SR 10.	Fort Wayne	0	STBG	$1,389,610.00	Bridge Construction	CN	$908,168.00	$227,042.00		$1,135,210.00			
Performance Measure Impacted: Bridge Condition																		
Comments:Include DES 2000593, 2000596, 2000913, 2000910																		
Indiana Department of Transportation	43319 / 2002011	Init.	US 30	Bridge Deck Overlay	US 30 over NS RR (MARION), 00.12 E SR 15	Fort Wayne	0	NHPP	$2,416,772.00	Bridge Consulting	PE	$305,230.40	$76,307.60	$381,538.00				
										Bridge Construction	CN	$1,628,187.20	$407,046.80				$2,035,234.00	
Performance Measure Impacted: Bridge Condition																		
Comments:Include DES 2002014, 2002011																		
Kosciusko County	43617 / 2003013	Init.	IR 7901	Bridge Replacement	Bridge #9 on Husky Trail over Deeds Creek	Fort Wayne	.13	STBG	$2,606,250.00	Local Funds	CN	$0.00	$506,250.00			$506,250.00		
										Local Funds	RW	$0.00	$35,000.00	$35,000.00				
										Local Bridge Program	CN	$2,025,000.00	$0.00			$2,025,000.00		
Performance Measure Impacted: Bridge Condition																		
Comments:Include DES 2003013																		
Indiana Department of Transportation	43808 / 2100197	Init.	SR 14	HMA Overlay Minor Structural	From 0.26 Miles West of SR 15 to 0.59 Miles East of SR 15 (Silver Lake).	Fort Wayne	.854	STBG	$1,374,550.00	Road Construction	CN	$896,115.20	$224,028.80				$35,000.00	$1,085,144.00
										Road Consulting	PE	$139,524.80	$34,881.20	$174,406.00				
										Road ROW	RW	$64,000.00	$16,000.00				$80,000.00	
Performance Measure Impacted: Pavement Condition																		
Comments:Include DES 2100197																		
Indiana Department of Transportation	43810 / 2100794	Init.	SR 19	Small Structure Replacement	Culvert over LITTLE YELLOW CREEK, 5.23 Miles North of SR 14.	Fort Wayne	.1	STBG	$789,400.00	Bridge Construction	CN	$479,520.00	$119,880.00				$100,000.00	$499,400.00
										Bridge ROW	RW	$32,000.00	$8,000.00				$40,000.00	
										Bridge Consulting	PE	$120,000.00	$30,000.00	$150,000.00				
Performance Measure Impacted: Bridge Condition																		
Comments:Include DES 2100794																		
Indiana Department of Transportation	43870 / 2100889	Init.	US 30	Substructure Repair And Rehabilitation	WB Bridge over SR 15, 09.12 Miles West of SR 13.	Fort Wayne	0	NHPP	$723,075.00	Bridge Consulting	PE	$160,000.00	$40,000.00	$200,000.00				
										Bridge Construction	CN	$376,220.00	$94,055.00		$470,275.00			
Performance Measure Impacted: Safety																		

*Estimated Costs left to Complete Project column is for costs that may extend beyond the four years of a STIP. This column is not fiscally constrained and is for information purposes.

SPONSOR	CONTRACT # / LEAD DES	STIP NAME	ROUTE	WORK TYPE	LOCATION	DISTRICT	MILES	FEDERAL CATEGORY	Total Cost of Project*	PROGRAM	PHASE	FEDERAL	MATCH	2022	2023	2024	2025	2026
Comments:Include DES 2100888, 2100917, 2100918, 2100926, 2100889																		

Kosciusko County Total

Federal: $54,046,920.58 Match :$13,782,554.54 2022: $48,344,919.37 2023: $10,385,808.75 2024: $3,650,332.00 2025: $3,863,871.00 2026: $1,584,544.00

*Estimated Costs left to Complete Project column is for costs that may extend beyond the four years of a STIP. This column is not fiscally constrained and is for information purposes.

SPONSOR	CONTRACT # / LEAD DES	STIP NAME	ROUTE	WORK TYPE	LOCATION	DISTRICT	MILES	FEDERAL CATEGORY	Total Cost of Project*	PROGRAM	PHASE	FEDERAL	MATCH	2022	2023	2024	2025	2026
LaGrange County																		
LaGrange County	1902083	Init.	IR 1001	Bridge Inspections	Countywide Bridge Inspection and Inventory Program for Cycle Years 2021-2024	Fort Wayne	0	STBG	$122,504.60	Local Bridge Program	PE	$98,003.67	$0.00	$40,730.94	$25,764.22	$31,508.51		
										Local Funds	PE	$0.00	$24,500.93	$10,182.74	$6,441.06	$7,877.13		
Performance Measure Impacted: Bridge Condition																		
Indiana Department of Transportation	40477 / 1700179	Init.	SR 5	Auxiliary Lanes, Two-way Left Turn Lanes	From US 20 to School Street, 1.43 miles N of US 20(Shipshewana)	Fort Wayne	1.42	STBG	$17,629,167.36	Toll Lease Amendment Proceeds	CN	$11,813,200.00	$2,953,300.00	$14,766,500.00				
										Toll Lease Amendment Proceeds	RW	$36,940.00	$9,235.00	$46,175.00				
Performance Measure Impacted: Reliability and Freight Reliability																		
Comments:Include DES 1383492, 1383672, 2000981, 2002229, 1700179																		
Indiana Department of Transportation	41108 / 1800550	Init.	US 20	HMA Overlay, Preventive Maintenance	From SR 5 to 0.35 Miles West of SR 9 (West Limit Lagrange).	Fort Wayne	8.439	STBG	$5,934,437.00	District Other Construction	CN	$128,000.00	$32,000.00		$160,000.00			
										Toll Lease Amendment Proceeds	RW	$55,552.80	$13,888.20	$69,441.00				
										Toll Lease Amendment Proceeds	CN	$3,795,112.00	$948,778.00	$20,000.00	$4,723,890.00			
Performance Measure Impacted: Pavement Condition																		
Comments:Include DES 1700092, 1800550																		
Lagrange	41148 / 1702844	Init.	ST 1010	Pavement Replacement	Hawpatch St: from S Townline Road to W Central Avenue	Fort Wayne	.663	STBG	$4,894,660.00	Local Funds	RW	$0.00	$87,000.00	$87,000.00				
										Group IV Program	RW	$348,000.00	$0.00	$348,000.00				
										Local Funds	CN	$0.00	$761,000.00		$761,000.00			
										Group IV Program	CN	$3,044,000.00	$0.00		$3,044,000.00			
Performance Measure Impacted: Pavement Condition																		
Comments:Include DES 1702844																		
Indiana Department of Transportation	42097 / 1601983	Init.	US 20	Small Structure Replacement	Carrying Stoner Ditch #10, 1.40 miles E of SR 9	Fort Wayne	.2	STBG	$550,720.00	Toll Lease Amendment Proceeds	CN	$137,236.00	$34,309.00	$171,545.00				
										Toll Lease Amendment Proceeds	RW	$28,000.00	$7,000.00	$35,000.00				
Performance Measure Impacted: Bridge Condition																		
Comments:Include DES 1601983																		
Indiana Department of Transportation	43113 / 2000190	Init.	SR 3	Bridge Painting	SR 3 over Pigeon River, 3.02 miles N of US 20	Fort Wayne	0	STBG	$984,004.00	Bridge Construction	CN	$216,000.00	$54,000.00	$270,000.00				

*Estimated Costs left to Complete Project column is for costs that may extend beyond the four years of a STIP. This column is not fiscally constrained and is for information purposes.

SPONSOR	CONTRACT # / LEAD DES	STIP NAME	ROUTE	WORK TYPE	LOCATION	DISTRICT	MILES	FEDERAL CATEGORY	Total Cost of Project*	PROGRAM	PHASE	FEDERAL	MATCH	2022	2023	2024	2025	2026
Indiana Department of Transportation	43113 / 2000190	Init.	SR 3	Bridge Painting	SR 3 over Pigeon River, 3.02 miles N of US 20	Fort Wayne	0	STBG	$984,004.00	Toll Lease Amendment Proceeds	CN	$116,000.00	$29,000.00	$145,000.00				

Performance Measure Impacted: Bridge Condition

Comments:Include DES 2000198, 2000199, 2000190

LaGrange County Total

Federal: $19,816,044.47 Match :$4,954,011.13 2022: $16,009,574.68 2023: $8,721,095.28 2024: $39,385.64 2025: 2026:

*Estimated Costs left to Complete Project column is for costs that may extend beyond the four years of a STIP. This column is not fiscally constrained and is for information purposes.

SPONSOR	CONTRACT # / LEAD DES	STIP NAME	ROUTE	WORK TYPE	LOCATION	DISTRICT	MILES	FEDERAL CATEGORY	Total Cost of Project*	PROGRAM	PHASE	FEDERAL	MATCH	2022	2023	2024	2025	2026
Lake County																		
Indiana Department of Transportation	1800865	Init.	VA VARI	ITS Traffic Management Systems	Camera/Communications/Detection/DMS Replacements in Northwest IN ATMS area - FY	LaPorte	0	NHPP		Toll Lease Amendment Proceeds	CN	$540,000.00	$60,000.00	$600,000.00				
Performance Measure Impacted: Congestion Mitigation and Air Quality (CMAQ)																		
Indiana Department of Transportation	1800881	Init.	VA VARI	ITS Traffic Management Systems	Camera/Communications/Detection/DMS Replacements in Northwest IN ATMS area - FY	LaPorte	0	NHPP	$200,000.00	Toll Lease Amendment Proceeds	CN	$0.00	$200,000.00		$200,000.00			
Performance Measure Impacted: Congestion Mitigation and Air Quality (CMAQ)																		
Indiana Department of Transportation	1800885	Init.	VA VARI	ITS Traffic Management Systems	Camera/Communications/Detection/DMS Replacements in Northwest IN ATMS area - FY	LaPorte	0	NHPP	$300,000.00	Statewide Construction	CN	$270,000.00	$30,000.00			$300,000.00		
Performance Measure Impacted: Congestion Mitigation and Air Quality (CMAQ)																		
Highland	1900485	Init.	ST 1001	Railroad Protection	Lincoln Ave AAR 545883J, Highway Ave AAR 545881V & Hart Rd/42nd St AAR 545114U	LaPorte	0	STBG	$1,200,000.00	Local Safety Program - 130	CN	$1,080,000.00	$120,000.00		$1,200,000.00			
Performance Measure Impacted: Transit																		
Indiana Department of Transportation	2000052	Init.	I 65	Intersection Improvement	I-65 at 61st Avenue (SB Ramp Terminal)	LaPorte	0	NHPP	$1,950,000.00	Mobility Construction	CN	$1,755,000.00	$195,000.00	$150,000.00	$120,000.00		$1,680,000.00	
Performance Measure Impacted: Safety																		
East Chicago	33678 / 0900064	Init.	ST 1001	Road Rehabilitation (3 R/4R Standards)	Indianapolis Blvd from McShane Dr to Michigan St.	LaPorte	2.3	STBG		Toll Lease Amendment Proceeds	CN	$4,948,785.57	$0.00		$4,948,785.57			
										Demonstration Fund Program	CN	$18,661.59	$0.00		$18,661.59			
Indiana Department of Transportation	40380 / 1500090	Init.	US 12	Intersect. Improv. W/ Added Turn Lanes	US 12(Columbus Dr) with Railroad Ave & McShane Ave 0 .25mi E of US 20 (Indy Blvd)	LaPorte	.056	NHPP		Toll Lease Amendment Proceeds	CN	$809,621.18	$202,405.29	$1,012,026.48				
										Road Construction	CN	$84,653.21	$21,163.30	$105,816.52				
										Toll Lease Amendment Proceeds	PE	$98,400.00	$24,600.00	$123,000.00				
Performance Measure Impacted: Safety																		
Indiana Department of Transportation	40606 / 1701472	Init.	SR 312	Small Structure Replacement	0.01 mi W of SR 912	LaPorte	0	NHPP		Toll Lease Amendment Proceeds	CN	$1,481,983.20	$370,495.80	$1,852,479.00				
										Bridge Consulting	PE	$0.00	$0.00	$0.00				
Performance Measure Impacted: Bridge Condition																		
Indiana Department of Transportation	40609 / 1700025	Init.	US 41	Auxiliary Lanes, Two-way Left Turn Lanes	From 3.25 mi S of US 231 to US 231	LaPorte	3.246	NHPP	$4,450,116.00	Safety Construction	CN	$0.00	$4,450,116.00	$4,450,116.00				
Performance Measure Impacted: Reliability and Freight Reliability																		
Lake County	41174 / 1702830	Init.	IR 1027	Bridge Replacement, Other Construction	Lake County Bridge #48, 117th Avenue over West Creek, 0.30 Mile E. of White Oak	LaPorte	.5	STBG	$1,868,100.00	Local Funds	CN	$0.00	$276,000.00		$276,000.00			

*Estimated Costs left to Complete Project column is for costs that may extend beyond the four years of a STIP. This column is not fiscally constrained and is for information purposes.

SPONSOR	CONTRACT # / LEAD DES	STIP NAME	ROUTE	WORK TYPE	LOCATION	DISTRICT	MILES	FEDERAL CATEGORY	Total Cost of Project*	PROGRAM	PHASE	FEDERAL	MATCH	2022	2023	2024	2025	2026
Lake County	41174 / 1702830	Init.	IR 1027	Bridge Replacement, Other Construction	Lake County Bridge #48, 117th Avenue over West Creek, 0.30 Mile E. of White Oak	LaPorte	.5	STBG	$1,868,100.00	Local Bridge Program	CN	$1,104,000.00	$0.00		$1,104,000.00			
										Local Funds	RW	$0.00	$16,300.00	$16,300.00				
										Local Bridge Program	RW	$65,200.00	$0.00	$65,200.00				
Lake County	41175 / 1702831	Init.	IR 1045	Bridge Replacement, Other Construction	Lake County Bridge #47, Belshaw Road over Bruce Ditch, 1.00 Miles East of US 41	LaPorte	.5	STBG	$1,585,000.00	Local Bridge Program	CN	$960,000.00	$0.00	$960,000.00				
										Local Funds	CN	$0.00	$240,000.00	$240,000.00				
Indiana Department of Transportation	41429 / 1703001	Init.	SR 2	Bridge Replacement	Sr 2@.-West Creek Ditch, 02.1 3 W US 41	LaPorte	0	STBG	$2,163,737.00	Toll Lease Amendment Proceeds	CN	$0.00	$1,984,397.00	$40,000.00	$1,944,397.00			
										Toll Lease Amendment Proceeds	RW	$0.00	$35,000.00	$35,000.00				
										Bridge Consulting	PE	$0.00	$10,000.00		$10,000.00			
Performance Measure Impacted: Bridge Condition																		
Indiana Department of Transportation	41430 / 1703004	Init.	US 30	Bridge Replacement	Us 30@.-Dyer Ditch, 01.10 W US 41	LaPorte	0	NHPP	$1,404,844.00	Toll Lease Amendment Proceeds	RW	$32,000.00	$8,000.00	$40,000.00				
										Bridge Construction	CN	$50,273.76	$1,206,570.24		$1,256,844.00			
										Toll Lease Amendment Proceeds	CN	$20,000.00	$0.00	$20,000.00				
Performance Measure Impacted: Bridge Condition																		
Indiana Department of Transportation	41439 / 1800257	Init.	US 6	Bridge Replacement	Us 6@.-I-80/94 Eb/Wb, 02.27 W SR 51	LaPorte	0	NHPP	$8,146,380.00	Toll Lease Amendment Proceeds	PE	$28,000.00	$7,000.00		$35,000.00			
										Toll Lease Amendment Proceeds	CN	$0.00	$7,583,380.00	$35,000.00	$7,548,380.00			
										Toll Lease Amendment Proceeds	RW	$0.00	$35,000.00	$35,000.00				
Performance Measure Impacted: Bridge Condition																		
Indiana Department of Transportation	41440 / 1703043	Init.	SR 51	Replace Superstructure	Sr 51@.-Deep River, 02.00mi N of US 30	LaPorte	0	NHPP	$4,504,355.00	Bridge Consulting	PE	$36,000.00	$9,000.00		$45,000.00			
										Toll Lease Amendment Proceeds	CN	$0.00	$4,057,345.00	$55,000.00	$4,002,345.00			
										Toll Lease Amendment Proceeds	RW	$0.00	$98,000.00		$98,000.00			

*Estimated Costs left to Complete Project column is for costs that may extend beyond the four years of a STIP. This column is not fiscally constrained and is for information purposes.

SPONSOR	CONTRACT # / LEAD DES	STIP NAME	ROUTE	WORK TYPE	LOCATION	DISTRICT	MILES	FEDERAL CATEGORY	Total Cost of Project*	PROGRAM	PHASE	FEDERAL	MATCH	2022	2023	2024	2025	2026
Performance Measure Impacted: Bridge Condition																		
Indiana Department of Transportation	41441 / 1800067	Init.	SR 912	Concrete Pavement Restoration (CPR)	US 41 to US 12 (Columbus) - including ramps (CPR)	LaPorte	5.006	NHPP	$27,357,641.00	Toll Lease Amendment Proceeds	RW	$60,000.00	$15,000.00	$75,000.00				
										Toll Lease Amendment Proceeds	CN	$0.00	$26,854,001.00	$265,000.00	$26,589,001.00			
										Bridge Consulting	PE	$0.00	$50,000.00		$50,000.00			
Performance Measure Impacted: Pavement Condition																		
Indiana Department of Transportation	41755 / 1800861	Init.	I 65	ITS Communications Systems	Fiber from SR 2 (Mile 239) to US 30 (Mile 253)	LaPorte	14.012	NHPP		Toll Lease Amendment Proceeds	CN	$2,214,544.50	$246,060.50	$2,460,605.00				
Performance Measure Impacted: Congestion Mitigation and Air Quality (CMAQ)																		
Gary	41842 / 1900830	Init.	ST 1017	Railroad Crossing Removal	Buffington Harbor Dr & N Clark Rd - Gary, IN	LaPorte	0	Multiple	$22,436,060.00	Statewide ROW	RW	$0.00	$6,046,000.00		$6,046,000.00	$0.00		
										Group III Program	CN	$14,186,000.00	$0.00				$14,186,000.00	
										Local Funds	CN	$0.00	$0.00				$0.00	
										Local Funds	RW	$0.00	$6,046,000.00		$0.00	$6,046,000.00		
										Toll Lease Amendment Proceeds	PE	$0.00	$0.00	$0.00				
Performance Measure Impacted: Transit																		
Schererville	41850 / 1801911	Init.	ST 4340	New Bridge Construction	Kennedy Avenue over Canadian National and Norfolk Southern railways	LaPorte	.4	STBG		Toll Lease Amendment Proceeds	PE	$229,136.00	$0.00	$229,136.00				
										Local Funds	RW	$0.00	$353,187.00	$353,187.00				
										Local Funds	CN	$0.00	$19,816,978.00			$19,816,978.00		
Performance Measure Impacted: Bridge Condition																		
Hammond	41851 / 1801907	Init.	ST 4440	New Bridge Construction	Bridge over Norfolk Southern 800 feet E of Parrish, 600 feet N of 173rd in Hammond, Indiana	LaPorte	.655	STBG	$10,668,000.00	Local Funds	RW	$0.00	$101,860.00	$101,860.00				
										Local Bridge Program	CN	$3,759,690.00	$0.00			$3,759,690.00		
										Toll Lease Amendment Proceeds	RW	$361,140.00	$0.00	$361,140.00				
										Local Funds	CN	$0.00	$6,445,310.00			$6,445,310.00		
Performance Measure Impacted: Bridge Condition																		

*Estimated Costs left to Complete Project column is for costs that may extend beyond the four years of a STIP. This column is not fiscally constrained and is for information purposes.

SPONSOR	CONTRACT # / LEAD DES	STIP NAME	ROUTE	WORK TYPE	LOCATION	DISTRICT	MILES	FEDERAL CATEGORY	Total Cost of Project*	PROGRAM	PHASE	FEDERAL	MATCH	2022	2023	2024	2025	2026
Hobart	41853 / 1801906	Init.	IR 1312	New Bridge Construction	Colorado Street over Canadian National Railroad	LaPorte	.303	STBG	$6,279,140.00	Local Funds	RW	$0.00	$35,106.75	$35,106.75				
										Local Funds	CN	$0.00	$1,940,544.00		$1,940,544.00			
										Local Covid	CN	$6,070,671.00	$0.00		$6,070,671.00			
										Toll Lease Amendment Proceeds	RW	$94,918.25	$0.00	$94,918.25				
										Toll Lease Amendment Proceeds	PE	$97,944.00	$0.00	$97,944.00				
Performance Measure Impacted: Bridge Condition																		
Lowell	42064 / 1802924	Init.	ST 2375	Bike/Pedestrian Facilities	State Road 2 from Harding Street west to 920 feet west of Willow Street	LaPorte	.86	STBG	$2,425,773.00	Local Funds	RW	$0.00	$88,000.00	$88,000.00				
										Local Transportation Alternatives	CN	$1,205,314.00	$0.00					$1,205,314.00
										Local Transportation Alternatives	RW	$352,000.00	$0.00	$352,000.00				
										Local Funds	CN	$0.00	$45,049.00					$45,049.00
Performance Measure Impacted: Reliability and Freight Reliability																		
Lowell	42065 / 1802920	Init.	ST 3035	Bike/Pedestrian Facilities	Freedom Park located on Nichols St.and ends at Liberty Park on St.	LaPorte	1	STBG	$2,165,100.00	Local Funds	CN	$1,872,975.00	$0.00			$1,872,975.00		
										Local Funds	RW	$108,500.00	$0.00		$108,500.00			
										Local Transportation Alternatives	CN	$0.00	$0.00			$0.00		
										Local Transportation Alternatives	RW	$0.00	$0.00					
Performance Measure Impacted: Reliability and Freight Reliability																		
Indiana Department of Transportation	42079 / 1383615	Init.	SR 55	Intersection Improvement, Roundabout	Intersection of SR 55 and 73rd Ave., 1.0 mi N of US 30	LaPorte	0	NHPP		Toll Lease Amendment Proceeds	CN	$2,843,976.24	$710,994.06	$3,554,970.31				
										Toll Lease Amendment Proceeds	PE	$146,656.80	$36,664.20	$183,321.00				
										Toll Lease Amendment Proceeds	RW	$384,800.00	$96,200.00	$481,000.00				
										Local Funds	CN	$68,204.00	$17,051.00	$85,255.00				
Performance Measure Impacted: Safety																		

*Estimated Costs left to Complete Project column is for costs that may extend beyond the four years of a STIP. This column is not fiscally constrained and is for information purposes.

SPONSOR	CONTRACT # / LEAD DES	STIP NAME	ROUTE	WORK TYPE	LOCATION	DISTRICT	MILES	FEDERAL CATEGORY	Total Cost of Project*	PROGRAM	PHASE	FEDERAL	MATCH	2022	2023	2024	2025	2026
Indiana Department of Transportation	42244 / 1700087	Init.	US 41	Replace Superstructure	NB over Brown Ditch, 3.54mi S of SR 2	LaPorte	0	NHPP	$7,101,036.00	Toll Lease Amendment Proceeds	CN	$0.00	$6,901,036.00	$6,901,036.00				
Performance Measure Impacted: Bridge Condition																		
Indiana Department of Transportation	42248 / 1600693	Init.	SR 51	Intersection Improvement, Roundabout	Intersection of SR 51/Cleveland Rd at SR 130	LaPorte	0	NHPP		Safety Construction	CN	$1,326,446.40	$331,611.60		$1,658,058.00			
										Toll Lease Amendment Proceeds	PE	$82,881.60	$20,720.40	$103,602.00				
										Toll Lease Amendment Proceeds	CN	$80,000.00	$20,000.00	$100,000.00				
										Toll Lease Amendment Proceeds	RW	$64,000.00	$16,000.00	$80,000.00				
Performance Measure Impacted: Safety																		
Indiana Department of Transportation	42251 / 1700022	Init.	US 231	Intersection Improvement, Roundabout	Intersection of US 231 & Cline Ave, 2.0mi E of US 41	LaPorte	0	NHPP		Toll Lease Amendment Proceeds	PE	$84,992.80	$21,248.20	$106,241.00				
										Toll Lease Amendment Proceeds	RW	$43,200.00	$10,800.00	$54,000.00				
										Safety Construction	CN	$2,308,404.80	$577,101.20		$2,885,506.00			
Performance Measure Impacted: Safety																		
Indiana Department of Transportation	42440 / 1900446	Init.	US 41	Small Structure - New	US 41 1.0mi S of US 30	LaPorte	0	NHPP	$1,325,446.00	Bridge Construction	CN	$452,178.40	$113,044.60		$10,000.00	$555,223.00		
Performance Measure Impacted: Bridge Condition																		
Indiana Department of Transportation	42442 / 1900012	Init.	US 6	Bridge Replacement	US 6 at Muck Pocket, 0.84mi E of SR 51/I-80/94	LaPorte	0	NHPP	$4,287,589.00	Bridge Consulting	PE	$248,000.00	$62,000.00			$310,000.00		
										Bridge Construction	CN	$2,794,071.20	$698,517.80		$15,000.00	$3,477,589.00		
Performance Measure Impacted: Bridge Condition																		
Indiana Department of Transportation	42451 / 1900039	Init.	I 65	Replace Superstructure	I-65 NB at Brown Ditch, 3.64mi S of SR 2	LaPorte	0	NHPP	$30,037,418.00	Bridge Consulting	PE	$846,000.00	$94,000.00			$940,000.00		
										Bridge Construction	CN	$19,844,388.00	$2,204,932.00	$3,818,384.00	$135,000.00	$18,095,936.00		
Performance Measure Impacted: Bridge Condition																		
Indiana Department of Transportation	42453 / 1900054	Init.	US 30	HMA Overlay Minor Structural	US30 From SR 55 to 0.39mi W of I-65	LaPorte	1.68	NHPP	$18,391,034.00	Road Consulting	PE	$483,840.00	$120,960.00			$604,800.00		
										Road Construction	CN	$13,053,947.20	$3,263,486.80		$30,000.00	$16,287,434.00		
Performance Measure Impacted: Pavement Condition																		
Indiana Department of Transportation	42458 / 1900186	Init.	SR 53	Pavement Replacement	SR 53 from US 20 (4th Ave) to 0.22mi N of US 20	LaPorte	.01	NHPP	$1,173,582.00	Road Construction	CN	$558,865.60	$139,716.40		$100,000.00	$598,582.00		

*Estimated Costs left to Complete Project column is for costs that may extend beyond the four years of a STIP. This column is not fiscally constrained and is for information purposes.

SPONSOR	CONTRACT # / LEAD DES	STIP NAME	ROUTE	WORK TYPE	LOCATION	DISTRICT	MILES	FEDERAL CATEGORY	Total Cost of Project*	PROGRAM	PHASE	FEDERAL	MATCH	2022	2023	2024	2025	2026
Indiana Department of Transportation	42458 / 1900186	Init.	SR 53	Pavement Replacement	SR 53 from US 20 (4th Ave) to 0.22mi N of US 20	LaPorte	.01	NHPP	$1,173,582.00	Road Consulting	PE	$60,000.00	$15,000.00			$75,000.00		
Performance Measure Impacted: Pavement Condition																		
Indiana Department of Transportation	42491 / 1901357	Init.	I 65	Concrete Pavement Restoration (CPR)	I 65 0.45 mi. S. of US 30 (including interchange) to 0.62mi N of I-80/94 (Central Ave)	LaPorte	7.46	NHPP	$11,441,398.00	Demonstration Fund Program	CN	$8,134,558.20	$903,839.80	$9,038,398.00				
Performance Measure Impacted: Pavement Condition																		
Indiana Department of Transportation	42492 / 1901358	Init.	SR 2	HMA Overlay, Preventive Maintenance	IL. State Line to the S Jct of US 41	LaPorte	3.42	STBG	$1,970,434.00	Toll Lease Amendment Proceeds	CN	$0.00	$1,612,434.00	$1,612,434.00				
										Toll Lease Amendment Proceeds	PE	$81,200.00	$20,300.00	$101,500.00				
Performance Measure Impacted: Pavement Condition																		
Indiana Department of Transportation	42494 / 1901361	Init.	US 30	Concrete Pavement Restoration (CPR)	IL State Line to US 41	LaPorte	2.93	NHPP	$7,938,441.00	Toll Lease Amendment Proceeds	RW	$0.00	$0.00	$0.00				
										Toll Lease Amendment Proceeds	PE	$0.00	$444,400.00	$444,400.00				
										Toll Lease Amendment Proceeds	CN	$0.00	$6,804,191.00	$6,804,191.00				
Performance Measure Impacted: Pavement Condition																		
Indiana Department of Transportation	42500 / 1901389	Init.	I 80	Bridge Deck Overlay	Burr St at I-80 EB/WB Ramp, 1.51mi E of SR 912	LaPorte	0	NHPP	$3,492,293.00	Toll Lease Amendment Proceeds	CN	$0.00	$2,884,543.00	$2,884,543.00				
										Toll Lease Amendment Proceeds	PE	$0.00	$313,100.00	$313,100.00				
Performance Measure Impacted: Bridge Condition																		
Indiana Department of Transportation	42550 / 1701523	Init.	SR 2	HMA Overlay, Preventive Maintenance	US 41 to 0.08mi W of I-65 (Mississippi St)	LaPorte	7.13	STBG	$3,809,434.00	Toll Lease Amendment Proceeds	CN	$0.00	$3,809,434.00	$3,809,434.00				
Performance Measure Impacted: Pavement Condition																		
Indiana Department of Transportation	42591 / 1901643	Init.	I 80	ITS Traffic Management Systems	From the Illinois State Line to I-65	LaPorte	11.69	NHPP	$35,000,000.00	American Rescue Plan Act	CN	$27,000,000.00	$3,000,000.00			$30,000,000.00		
Performance Measure Impacted: Congestion Mitigation and Air Quality (CMAQ)																		
Indiana Department of Transportation	42651 / 1602110	Init.	US 20	HMA Overlay, Preventive Maintenance	From SR 152 to SR 912	LaPorte	2.574	NHPP	$1,527,017.00	Toll Lease Amendment Proceeds	CN	$0.00	$1,459,097.00	$1,459,097.00				
Performance Measure Impacted: Pavement Condition																		
Lake County	42829 / 1902819	Init.	ST 3088	Bridge Replacement	Lake County Bridge #45-00259 45th Avenue over Hart Ditch	LaPorte	.133	STBG	$5,770,550.00	Local Bridge Program	CN	$4,180,000.00	$0.00		$40,000.00		$4,140,000.00	
										Local Bridge Program	RW	$48,000.00	$0.00		$48,000.00			
										Local Funds	CN	$0.00	$1,045,000.00		$10,000.00		$1,035,000.00	

*Estimated Costs left to Complete Project column is for costs that may extend beyond the four years of a STIP. This column is not fiscally constrained and is for information purposes.

SPONSOR	CONTRACT # / LEAD DES	STIP NAME	ROUTE	WORK TYPE	LOCATION	DISTRICT	MILES	FEDERAL CATEGORY	Total Cost of Project*	PROGRAM	PHASE	FEDERAL	MATCH	2022	2023	2024	2025	2026
Lake County	42829 / 1902819	Init.	ST 3088	Bridge Replacement	Lake County Bridge #45-00259 45th Avenue over Hart Ditch	LaPorte	.133	STBG	$5,770,550.00	Local Funds	RW	$0.00	$12,000.00		$12,000.00			
Performance Measure Impacted: Bridge Condition																		
Indiana Department of Transportation	42991 / 2000045	Init.	SR 152	Bridge Thin Deck Overlay	SR 152 over IHB RR, 02.18 N I-80	LaPorte	0	STBG	$4,360,417.00	Toll Lease Amendment Proceeds	CN	$1,791,328.00	$447,832.00	$140,000.00	$2,099,160.00			
Performance Measure Impacted: Bridge Condition																		
Indiana Department of Transportation	42998 / 2000529	Init.	SR 912	Concrete Pavement Restoration (CPR)	0.98 mi. N of I-80/94 to 0.93 mi. S. of I80/94 (River Rd.)	LaPorte	1.92	NHPP		Road Construction	CN	$5,840,000.00	$1,460,000.00			$7,300,000.00		
										Toll Lease Amendment Proceeds	PE	$37,040.00	$9,260.00	$46,300.00				
										Bridge Construction	CN	$7,562,863.20	$1,890,715.80			$9,453,579.00		
										Road Consulting	PE	$40,000.00	$10,000.00			$50,000.00		
										Bridge Consulting	PE	$368,000.00	$92,000.00			$460,000.00		
Performance Measure Impacted: Pavement Condition																		
Indiana Department of Transportation	43003 / 2000492	Init.	I 65	Concrete Pavement Restoration (CPR)	I 65 0.60 mi. S. of US 231 to 0.4 5 mi. S. of US 30	LaPorte	5.7	NHPP	$20,879,221.00	Toll Lease Amendment Proceeds	PE	$225,000.00	$25,000.00		$250,000.00			
										Toll Lease Amendment Proceeds	CN	$18,242,298.90	$2,026,922.10		$20,269,221.00			
Performance Measure Impacted: Pavement Condition																		
Indiana Department of Transportation	43005 / 2000497	Init.	US 231	HMA Overlay, Preventive Maintenance	N. Jct of SR 2 to I-65	LaPorte	7.96	STBG	$5,349,500.00	Toll Lease Amendment Proceeds	CN	$4,079,600.00	$1,019,900.00	$70,000.00	$5,029,500.00			
Performance Measure Impacted: Pavement Condition																		
Indiana Department of Transportation	43007 / 2000532	Init.	US 41	HMA Overlay, Preventive Maintenance	0.27 mi. N. of US 30 to 2.22 mi. N. of US 30 (Main St.)	LaPorte	1.96	NHPP	$2,990,789.00	Toll Lease Amendment Proceeds	PE	$2,152,631.20	$538,157.80	$20,000.00	$2,670,789.00			
Performance Measure Impacted: Pavement Condition																		
Indiana Department of Transportation	43008 / 2000534	Init.	US 41	HMA Overlay, Preventive Maintenance	0.95 mi S of US 12 / US 20 to US 12 / US 20	LaPorte	.74	STBG	$1,144,397.00	Toll Lease Amendment Proceeds	CN	$667,517.60	$166,879.40	$20,000.00	$814,397.00			
Performance Measure Impacted: Pavement Condition																		
Indiana Department of Transportation	43020 / 2000397	Init.	SR 55	Bridge Deck Overlay	SR 55 over TURKEY CREEK, 01 .92 N US 30	LaPorte	0	STBG	$660,179.00	Bridge Construction	CN	$344,143.20	$86,035.80			$430,179.00		
										Bridge Consulting	PE	$40,000.00	$10,000.00			$50,000.00		
Performance Measure Impacted: Bridge Condition																		
Indiana Department of Transportation	43026 / 2000606	Init.	US 12	HMA Overlay, Preventive Maintenance	US 12/20 Split (Melton Rd.) to 1. 07 mi. W. of SR 249 (Burns Harbor Ditch)	LaPorte	5.68	NHPP	$4,362,680.00	Road Construction	CN	$2,956,544.00	$739,136.00	$50,000.00	$17,000.00	$3,628,680.00		

*Estimated Costs left to Complete Project column is for costs that may extend beyond the four years of a STIP. This column is not fiscally constrained and is for information purposes.

SPONSOR	CONTRACT # / LEAD DES	STIP NAME	ROUTE	WORK TYPE	LOCATION	DISTRICT	MILES	FEDERAL CATEGORY	Total Cost of Project*	PROGRAM	PHASE	FEDERAL	MATCH	2022	2023	2024	2025	2026
Indiana Department of Transportation	43026 / 2000606	Init.	US 12	HMA Overlay, Preventive Maintenance	US 12/20 Split (Melton Rd.) to 1.07 mi. W. of SR 249 (Burns Harbor Ditch)	LaPorte	5.68	NHPP	$4,362,680.00	Road Consulting	PE	$91,200.00	$22,800.00			$114,000.00		
Performance Measure Impacted: Pavement Condition																		
Indiana Department of Transportation	43061 / 1500674	Init.	I 80	Bridge Deck Overlay	I-80 WB Ramp NS RR and EJ&E RR, 0.50mi E of SR 912	LaPorte	0	NHPP	$11,235,052.00	Toll Lease Amendment Proceeds	RW	$27,000.00	$3,000.00	$30,000.00				
										Toll Lease Amendment Proceeds	PE	$73,800.00	$8,200.00		$82,000.00			
										Toll Lease Amendment Proceeds	CN	$10,111,546.80	$1,123,505.20		$11,235,052.00			
Performance Measure Impacted: Bridge Condition																		
Indiana Department of Transportation	43130 / 1702988	Init.	SR 2	Intersect. Improv. W/ Added Turn Lanes	SR 2, 0.25mi W of SR 55 to 0.25mi E of SR 55	LaPorte	.95	NHPP		Safety Construction	CN	$0.00	$120,000.00			$120,000.00		
										Toll Lease Amendment Proceeds	PE	$0.00	$100,000.00	$100,000.00				
Performance Measure Impacted: Safety																		
Indiana Department of Transportation	43290 / 2001572	Init.	I 65	Bridge Rehabilitation Or Repair	I-65 NB over 15th Avenue, 01.53mi N of I-80, City of Gary	LaPorte	0	NHPP	$300,000.00	Statewide Construction	CN	$225,000.00	$25,000.00	$250,000.00				
										Statewide Consulting	PE	$45,000.00	$5,000.00	$50,000.00				
Performance Measure Impacted: Bridge Condition																		
Indiana Department of Transportation	43350 / 2002120	Init.	I 65	Bridge Deck Overlay	I-65 NB over N&S RR, 04.83 N US 30	LaPorte	0	NHPP	$21,090,510.00	Bridge Consulting	PE	$3,017,700.00	$335,300.00	$2,940,000.00			$413,000.00	
										Bridge Construction	CN	$15,963,759.00	$1,773,751.00		$695,000.00	$25,000.00	$17,017,510.00	
Performance Measure Impacted: Bridge Condition																		
Indiana Department of Transportation	43358 / 2002298	Init.	US 30	Small Structure Replacement	US 30 over UNT, 00.04 E I-65, at Mall entrance B of the Southlake Mall	LaPorte	0	NHPP		Bridge Construction	CN	$658,012.00	$164,503.00		$65,000.00		$757,515.00	
										Toll Lease Amendment Proceeds	PE	$80,000.00	$20,000.00	$100,000.00				
										Bridge Consulting	PE	$80,000.00	$20,000.00				$100,000.00	
Performance Measure Impacted: Bridge Condition																		
Indiana Department of Transportation	43364 / 2002346	Init.	I 65	Replace Superstructure	CR H-10/153RD AVE over I-65 NB/SB, 03.58 N SR 2	LaPorte	0	NHPP		Toll Lease Amendment Proceeds	PE	$0.00	$347,000.00	$347,000.00				
										Bridge Construction	CN	$1,395,923.40	$155,102.60		$15,000.00		$1,536,026.00	
										Bridge Consulting	PE	$347,000.00	$0.00				$347,000.00	
Performance Measure Impacted: Bridge Condition																		

*Estimated Costs left to Complete Project column is for costs that may extend beyond the four years of a STIP. This column is not fiscally constrained and is for information purposes.

SPONSOR	CONTRACT # / LEAD DES	STIP NAME	ROUTE	WORK TYPE	LOCATION	DISTRICT	MILES	FEDERAL CATEGORY	Total Cost of Project*	PROGRAM	PHASE	FEDERAL	MATCH	2022	2023	2024	2025	2026
Indiana Department of Transportation	43384 / 2001884	Init.	US 12	HMA Overlay, Preventive Maintenance	3.17 mi. E. of SR 912 (Bridge St) to 0.38 mi. E. of I-65 (Beginnin g of PCCP)	LaPorte	2.833	NHPP		Road Consulting	PE	$144,000.00	$36,000.00				$180,000.00	
										Toll Lease Amendment Proceeds	PE	$160,000.00	$40,000.00	$200,000.00				
										Road Construction	CN	$6,332,000.00	$1,583,000.00		$410,000.00	$400,000.00	$7,105,000.00	
Performance Measure Impacted: Pavement Condition																		
Indiana Department of Transportation	43386 / 2002312	Init.	US 20	HMA Overlay Minor Structural	US 20 US 12 (Columbus Ave.) to SR 152	LaPorte	2.022	STBG	$6,664,664.00	Road ROW	RW	$80,000.00	$20,000.00	$20,000.00	$80,000.00			
										Mobility Construction	CN	$604,000.00	$151,000.00	$100,000.00		$5,000.00	$650,000.00	
										Toll Lease Amendment Proceeds	PE	$280,000.00	$70,000.00	$350,000.00				
										Road Construction	CN	$4,367,731.20	$1,091,932.80		$155,000.00	$155,000.00	$5,149,664.00	
Performance Measure Impacted: Pavement Condition																		
Indiana Department of Transportation	43388 / 1702994	Init.	US 231	Intersection Improvement, Roundabout	US 231 @ Parish, 0.85mi S (ea st) of US41 to 1.20mi S (east) of US41	LaPorte	.02	NHPP	$3,240,298.00	Safety Construction	CN	$2,592,238.40	$648,059.60		$340,000.00	$530,000.00	$2,370,298.00	
Performance Measure Impacted: Safety																		
Indiana Department of Transportation	43430 / 2000758	Init.	I 80	Bridge Thin Deck Overlay	I 80 EBL over US 41 N/SR 152 W, RMP 2I, 02.53 W SR 912	LaPorte	0	NHPP	$7,391,113.00	Bridge Consulting	PE	$270,900.00	$30,100.00		$301,000.00			
										Bridge Construction	CN	$5,862,251.70	$651,361.30		$330,000.00	$6,183,613.00		
Performance Measure Impacted: Bridge Condition																		
Indiana Department of Transportation	43444 / 2000213	Init.	SR 2	Bridge Deck Overlay	SR 2 over JOHN BRUCE DITCH, 00.74 E US 41	LaPorte	0	NHPP	$2,508,426.00	Bridge Construction	CN	$1,629,140.80	$407,285.20		$20,000.00	$2,016,426.00		
Performance Measure Impacted: Bridge Condition																		
Indiana Department of Transportation	43636 / 1900009	Init.	US 20	Bridge Replacement	US 20 at Kennedy Ave, IHB RR, 0.99mi E of SR 152	LaPorte	0	STBG		Bridge Consulting	PE	$216,000.00	$54,000.00				$270,000.00	
										Bridge Construction	CN	$3,065,772.00	$0.00			$300,000.00	$2,765,772.00	
Performance Measure Impacted: Bridge Condition																		

Lake County Total

Federal: $231,280,963.90 Match :$144,630,031.54 2022: $61,117,041.31 2023: $113,433,812.16 2024: $140,406,994.00 2025: $59,702,785.00 2026: $1,250,363.00

*Estimated Costs left to Complete Project column is for costs that may extend beyond the four years of a STIP. This column is not fiscally constrained and is for information purposes.

SPONSOR	CONTRACT # / LEAD DES	STIP NAME	ROUTE	WORK TYPE	LOCATION	DISTRICT	MILES	FEDERAL CATEGORY	Total Cost of Project*	PROGRAM	PHASE	FEDERAL	MATCH	2022	2023	2024	2025	2026
LaPorte County																		
Indiana Department of Transportation	1801868	Init.	US 30	Intersect. Improv. W/ Added Turn Lanes	0.50mi W of US 421 to 0.50mi E of US 421	LaPorte	1.01	NHPP		Toll Lease Amendment Proceeds	CN	$880,000.00	$220,000.00	$50,000.00	$1,050,000.00			
Performance Measure Impacted: Safety																		
Indiana Department of Transportation	1900489	Init.	SR 4	Railroad Protection	SR #4 - CSS RR DOT 483308B in LaPorte County	LaPorte	0	STBG	$380,000.00	Statewide Construction	CN	$342,000.00	$38,000.00		$380,000.00			
Performance Measure Impacted: Transit																		
LaPorte County	1902029	Init.	VA VARI	Bridge Inspections	Countywide Bridge Inspection and Inventory Program for Cycle Years 2020-2023	LaPorte	0	STBG	$405,809.00	Local Funds	PE	$197,466.00	$0.00	$7,990.00	$181,168.00	$8,308.00		
										Local Bridge Program	PE	$0.00	$0.00					
Performance Measure Impacted: Bridge Condition																		
Indiana Department of Transportation	1902735	Init.	I 94	Rest Area Modernization	Michigan City Welcome Center Renovation	LaPorte	.51	NHPP	$23,031,615.00	Statewide Consulting	PE	$1,406,533.50	$156,281.50			$1,562,815.00		
										Statewide Construction	CN	$19,321,920.00	$2,146,880.00				$21,468,800.00	
Performance Measure Impacted: Reliability and Freight Reliability																		
LaPorte County	37667 / 1401027	Init.	IR 1008	New Bridge, Other Construction	Replace Otis Road Bridge over Little Calumet River	LaPorte	.2	DEM	$1,435,630.00	Local Bridge Program	CN	$97,423.72	$0.00	$97,423.72				
										Local Funds	CN	$0.00	$238,811.65	$238,811.65				
Indiana Department of Transportation	40598 / 1700106	Init.	I 94	Replace Superstructure	EB over Norris Ditch, No 3, 2.96 mi E of US 421	LaPorte	0	NHPP	$5,671,546.00	Toll Lease Amendment Proceeds	CN	$0.00	$3,818,384.00	$3,818,384.00				
Performance Measure Impacted: Bridge Condition																		
Indiana Department of Transportation	40605 / 1601089	Init.	SR 39	Shoulder Rehabilitation	From US 20 to Michigan State Line	LaPorte	5.431	STBG	$8,380,946.00	Toll Lease Amendment Proceeds	RW	$763,287.20	$190,821.80	$954,109.00				
										Road Construction	CN	$6,704,756.80	$1,676,189.20	$8,380,946.00				
Performance Measure Impacted: Safety																		
LaPorte County	41173 / 1702829	Init.	IR 1033	Intersection Improvement	Intersection Improvement on CR 150 North near Lofgren Road and CR 250 East	LaPorte	.037	STBG		Local Funds	CN	$0.00	$828,856.00	$828,856.00				
Performance Measure Impacted: Safety																		
LaPorte County	41177 / 1702833	Init.	IR 1008	Bridge Rehabilitation Or Repair	La Porte County Bridge #186 Located over the Kankakee River on CR 650 West	LaPorte	.063	STBG	$4,595,000.00	Local Funds	CN	$0.00	$560,000.00		$560,000.00			
										Local Bridge Program	CN	$1,600,000.00	$0.00		$1,600,000.00			
Performance Measure Impacted: Bridge Condition																		

*Estimated Costs left to Complete Project column is for costs that may extend beyond the four years of a STIP. This column is not fiscally constrained and is for information purposes.

SPONSOR	CONTRACT # / LEAD DES	STIP NAME	ROUTE	WORK TYPE	LOCATION	DISTRICT	MILES	FEDERAL CATEGORY	Total Cost of Project*	PROGRAM	PHASE	FEDERAL	MATCH	2022	2023	2024	2025	2026
Indiana Department of Transportation	41431 / 1703002	Init.	SR 8	Bridge Replacement	Sr 8@.-Cook Ditch, 00.24 W US 421	LaPorte	0	STBG		Toll Lease Amendment Proceeds	RW	$24,000.00	$6,000.00	$30,000.00				
										Toll Lease Amendment Proceeds	CN	$575,251.20	$143,812.80	$20,000.00	$699,064.00			
Performance Measure Impacted: Bridge Condition																		
Indiana Department of Transportation	41432 / 1800661	Init.	US 20	Small Structure Replacement	0.67mi W of US 421	LaPorte	.01	STBG		Statewide Consulting	PE	$0.00	$0.00			$0.00		
Performance Measure Impacted: Bridge Condition																		
Indiana Department of Transportation	41437 / 1702993	Init.	US 20	Auxiliary Lanes, Two-way Left Turn Lanes	US20 from 400' east of SR39 to 2.85 miles east of SR39 (Fail Rd)	LaPorte	2.985	STBG	$24,247,815.00	Safety ROW	RW	$0.00	$2,050,000.00	$1,850,000.00	$200,000.00			
										Safety Consulting	PE	$0.00	$550,000.00	$60,000.00	$490,000.00			
										Toll Lease Amendment Proceeds	CN	$0.00	$19,774,208.00	$760,000.00	$19,014,208.00			
Performance Measure Impacted: Reliability and Freight Reliability																		
La Porte	41844 / 1801912	Init.	ST 4600	New Bridge, Other	Tipton Street over Norfolk Southern Railroad	LaPorte	.2	STBG		Local TRAXX program	CN	$3,843,200.00	$960,800.00		$4,804,000.00			
										Statewide Consulting	PE	$1,153,400.00	$0.00		$1,153,400.00			
										Local Funds	CN	$1,201,000.00	$0.00		$1,201,000.00			
										Statewide ROW	RW	$512,000.00	$128,000.00		$640,000.00			
										Local Funds	RW	$128,000.00	$32,000.00		$160,000.00			
Indiana Department of Transportation	42250 / 1700021	Init.	US 20	Intersect. Improv. W/ Added Turn Lanes	Intersections of US 20 with CR 325W & CR 300W, 1.1mi W of SR 39	LaPorte	.3	STBG		Toll Lease Amendment Proceeds	CN	$1,187,105.60	$296,776.40	$1,483,882.00				
										Toll Lease Amendment Proceeds	RW	$24,160.00	$6,040.00	$30,200.00				
										Toll Lease Amendment Proceeds	PE	$62,880.00	$15,720.00	$78,600.00				
Performance Measure Impacted: Safety																		
Indiana Department of Transportation	42446 / 1900028	Init.	US 421	Small Structure Replacement	US 421, 3.22mi S of I-94 SB	LaPorte	0	NHPP	$1,981,639.00	Bridge Construction	CN	$1,204,431.20	$301,107.80		$30,000.00	$1,475,539.00		
										Bridge Consulting	PE	$68,880.00	$17,220.00			$86,100.00		
Performance Measure Impacted: Bridge Condition																		

*Estimated Costs left to Complete Project column is for costs that may extend beyond the four years of a STIP. This column is not fiscally constrained and is for information purposes.

SPONSOR	CONTRACT # / LEAD DES	STIP NAME	ROUTE	WORK TYPE	LOCATION	DISTRICT	MILES	FEDERAL CATEGORY	Total Cost of Project*	PROGRAM	PHASE	FEDERAL	MATCH	2022	2023	2024	2025	2026
Indiana Department of Transportation	42447 / 1900031	Init.	US 6	Replace Superstructure	US 6 at the Kankakee River, 1.8 5mi E of US 35	LaPorte	0	NHPP	$2,634,532.00	Bridge Construction	CN	$1,984,425.60	$496,106.40		$15,000.00	$2,465,532.00		
										Bridge Consulting	PE	$104,000.00	$26,000.00			$130,000.00		
Performance Measure Impacted: Bridge Condition																		
Indiana Department of Transportation	42452 / 1900049	Init.	US 20	Auxiliary Lanes, Two-way Left Turn Lanes	US 20, 0.25mi E of US 35 to 1.2 5mi E of US 35	LaPorte	1	NHPP	$15,091,264.00	Safety Consulting	PE	$360,000.00	$90,000.00		$450,000.00			
										Safety Construction	CN	$9,375,658.40	$2,343,914.60		$350,000.00	$11,369,573.00		
										Toll Lease Amendment Proceeds	RW	$1,000,000.00	$250,000.00		$1,250,000.00			
Performance Measure Impacted: Reliability and Freight Reliability																		
Indiana Department of Transportation	42454 / 1900057	Init.	US 30	HMA Overlay Minor Structural	US 30 from US 421 to SR 39	LaPorte	8.51	NHPP	$9,567,066.00	Road Construction	CN	$6,458,212.80	$1,614,553.20		$10,000.00	$8,062,766.00		
										Road Consulting	PE	$272,000.00	$68,000.00			$340,000.00		
Performance Measure Impacted: Pavement Condition																		
Indiana Department of Transportation	42497 / 1901377	Init.	US 35	Bridge Deck Overlay	NB at GT&W RR, Railroad Str., 0.42mi N of US 6	LaPorte	0	NHPP	$1,479,143.00	Toll Lease Amendment Proceeds	PE	$0.00	$113,200.00	$113,200.00				
										Toll Lease Amendment Proceeds	CN	$0.00	$1,261,193.00	$1,261,193.00				
Performance Measure Impacted: Bridge Condition																		
Indiana Department of Transportation	42499 / 1901382	Init.	SR 212	Bridge Deck Overlay	over CSS & SB RR (NICTD RR), 1.05mi N of US 20	LaPorte	0	STBG	$3,502,301.00	Toll Lease Amendment Proceeds	RW	$139,200.00	$34,800.00	$174,000.00				
										Toll Lease Amendment Proceeds	CN	$2,433,840.80	$608,460.20	$3,042,301.00				
Performance Measure Impacted: Bridge Condition																		
Indiana Department of Transportation	42508 / 1901468	Init.	US 421	Bridge Thin Deck Overlay	Over CF&E RR, Bailey Rd, Road , 0.37mi S of US 30	LaPorte	0	NHPP		Toll Lease Amendment Proceeds	CN	$374,783.13	$93,695.78	$468,478.92				
										Bridge Construction	CN	$783,308.32	$195,827.08	$979,135.41				
Performance Measure Impacted: Bridge Condition																		
Indiana Department of Transportation	42604 / 1902136	Init.	SR 2	Small Structures & Drains Construction	12 Various locations on SR 2 in LaPorte & Porter Counties between RP's 39+54 and 55+9	LaPorte	15.02	STBG	$2,154,220.00	Toll Lease Amendment Proceeds	PE	$92,080.00	$23,020.00		$115,100.00			
										Toll Lease Amendment Proceeds	RW	$104,000.00	$26,000.00	$130,000.00				
										Toll Lease Amendment Proceeds	CN	$936,800.00	$234,200.00	$20,000.00	$1,151,000.00			
Performance Measure Impacted: Safety																		

*Estimated Costs left to Complete Project column is for costs that may extend beyond the four years of a STIP. This column is not fiscally constrained and is for information purposes.

SPONSOR	CONTRACT # / LEAD DES	STIP NAME	ROUTE	WORK TYPE	LOCATION	DISTRICT	MILES	FEDERAL CATEGORY	Total Cost of Project*	PROGRAM	PHASE	FEDERAL	MATCH	2022	2023	2024	2025	2026
Indiana Department of Transportation	42605 / 1902137	Init.	SR 39	Small Structures & Drains Construction	17 Various Locations on SR 39 in LaPorte, Starke & Pulaski Counties between RP's 148+48	LaPorte	31.52	STBG	$1,850,200.00	Bridge Construction	CN	$1,121,600.00	$280,400.00	$20,000.00	$1,382,000.00			
										Bridge ROW	RW	$136,000.00	$34,000.00	$170,000.00				
										Bridge Consulting	PE	$110,560.00	$27,640.00		$138,200.00			
Performance Measure Impacted: Safety																		
LaPorte County	42836 / 1902818	Init.	IR 1138	Bike/Pedestrian Facilities	Unincorporated Union Mills-Side walk and ramps along Hamilton and Water Streets	LaPorte	.75	STBG	$696,750.00	Local Transportation Alternatives	RW	$95,200.00	$0.00		$95,200.00			
										Local Funds	RW	$0.00	$23,800.00		$23,800.00			
										Local Transportation Alternatives	CN	$366,400.00	$0.00				$366,400.00	
										Local Funds	CN	$0.00	$91,600.00				$91,600.00	
Performance Measure Impacted: Reliability and Freight Reliability																		
LaPorte County	42837 / 1902815	Init.	IR 6560	Bridge Replacement	00.60 S CR 1300 S	LaPorte	.024	STBG	$1,000,000.00	Local Bridge Program	RW	$12,000.00	$0.00		$12,000.00			
										Local Bridge Program	CN	$693,000.00	$0.00				$693,000.00	
										Local Funds	CN	$0.00	$173,250.00				$173,250.00	
										Local Funds	RW	$0.00	$3,000.00		$3,000.00			
Performance Measure Impacted: Bridge Condition																		
Indiana Department of Transportation	42970 / 1701532	Init.	SR 212	HMA Overlay, Preventive Maintenance	From US 20 to US 12	LaPorte	2.326	NHPP	$3,852,470.00	Toll Lease Amendment Proceeds	CN	$0.00	$3,718,870.00		$3,718,870.00			
Performance Measure Impacted: Pavement Condition																		
Indiana Department of Transportation	42993 / 2000051	Init.	US 35	Bridge Thin Deck Overlay	US 35 over KANKAKEE RIVER, 02.45 S US 6	LaPorte	0	NHPP	$717,096.00	Toll Lease Amendment Proceeds	CN	$437,676.80	$109,419.20		$35,000.00	$512,096.00		
Performance Measure Impacted: Bridge Condition																		
Indiana Department of Transportation	43004 / 2000495	Init.	I 94	Concrete Pavement Restoration (CPR)	0.40 mi. E. of US 421 to 0.45 mi. W. of US 20/35 (NS RR Bridge)	LaPorte	4.52	NHPP	$12,862,285.00	Toll Lease Amendment Proceeds	PE	$45,000.00	$5,000.00		$50,000.00			
										Toll Lease Amendment Proceeds	CN	$11,297,056.50	$1,255,228.50		$12,552,285.00			
Performance Measure Impacted: Pavement Condition																		
Indiana Department of Transportation	43006 / 2000499	Init.	US 35	HMA Overlay, Preventive Maintenance	.045 miles N of SR 2 to SR 39	LaPorte	1.26	NHPP	$1,710,282.00	Toll Lease Amendment Proceeds	RW	$0.00	$15,000.00	$15,000.00				

*Estimated Costs left to Complete Project column is for costs that may extend beyond the four years of a STIP. This column is not fiscally constrained and is for information purposes.

SPONSOR	CONTRACT # / LEAD DES	STIP NAME	ROUTE	WORK TYPE	LOCATION	DISTRICT	MILES	FEDERAL CATEGORY	Total Cost of Project*	PROGRAM	PHASE	FEDERAL	MATCH	2022	2023	2024	2025	2026
Indiana Department of Transportation	43006 / 2000499	Init.	US 35	HMA Overlay, Preventive Maintenance	.045 miles N of SR 2 to SR 39	LaPorte	1.26	NHPP	$1,710,282.00	Toll Lease Amendment Proceeds	CN	$0.00	$1,460,282.00	$80,000.00	$1,380,282.00			
										Toll Lease Amendment Proceeds	PE	$0.00	$75,000.00		$75,000.00			
Performance Measure Impacted: Pavement Condition																		
Indiana Department of Transportation	43027 / 2000607	Init.	US 12	HMA Overlay, Preventive Maintenance	Porter/LaPorte Co. Line to MI State Line	LaPorte	7.74	NHPP	$15,429,449.00	Road Consulting	PE	$317,600.00	$79,400.00			$397,000.00		
										American Rescue Plan Act	CN	$10,690,759.20	$2,672,689.80	$200,000.00	$357,000.00	$12,806,449.00		
Performance Measure Impacted: Pavement Condition																		
Indiana Department of Transportation	43028 / 2000609	Init.	US 35	HMA Overlay, Preventive Maintenance	SR 39 to US 20	LaPorte	5.62	NHPP	$4,568,635.00	Road Construction	CN	$3,414,908.00	$853,727.00	$150,000.00	$155,000.00	$3,963,635.00		
										Road Consulting	PE	$40,000.00	$10,000.00			$50,000.00		
Performance Measure Impacted: Pavement Condition																		
Indiana Department of Transportation	43030 / 2000613	Init.	SR 4	HMA Overlay, Preventive Maintenance	SR 2 to 2.02 mi. E. of SR 2 (Boyd Blvd)	LaPorte	2.07	NHPP	$2,328,671.00	Road Construction	CN	$1,550,936.80	$387,734.20		$10,000.00	$1,928,671.00		
										Road Consulting	PE	$40,000.00	$10,000.00			$50,000.00		
										Toll Lease Amendment Proceeds	RW	$80,000.00	$20,000.00	$100,000.00				
Performance Measure Impacted: Pavement Condition																		
Indiana Department of Transportation	43059 / 1702989	Init.	US 6	Intersection Improvement, Roundabout	US 6, 0.3mi W of US 421 to 0.3 mi E of US 421	LaPorte	.06	NHPP		District Other Construction	CN	$1,623,849.60	$405,962.40		$2,029,812.00			
										Toll Lease Amendment Proceeds	RW	$4,000.00	$1,000.00	$5,000.00				
										Safety ROW	RW	$12,000.00	$3,000.00		$15,000.00			
										Toll Lease Amendment Proceeds	CN	$32,000.00	$8,000.00	$40,000.00				
Performance Measure Impacted: Safety																		
Indiana Department of Transportation	43379 / 2002299	Init.	US 35	Small Structure Replacement	US 35, 0.65 N JCT I-80/90	LaPorte	0	NHPP	$557,674.00	Toll Lease Amendment Proceeds	PE	$64,000.00	$16,000.00	$80,000.00				
										Bridge ROW	RW	$16,000.00	$4,000.00		$20,000.00			
										Bridge Construction	CN	$222,132.80	$55,533.20			$10,000.00	$267,666.00	
Performance Measure Impacted: Bridge Condition																		

*Estimated Costs left to Complete Project column is for costs that may extend beyond the four years of a STIP. This column is not fiscally constrained and is for information purposes.

SPONSOR	CONTRACT # / LEAD DES	STIP NAME	ROUTE	WORK TYPE	LOCATION	DISTRICT	MILES	FEDERAL CATEGORY	Total Cost of Project*	PROGRAM	PHASE	FEDERAL	MATCH	2022	2023	2024	2025	2026
Indiana Department of Transportation	43382 / 2001885	Init.	US 35	Pavement Replacement	1.21 mi. S. of SR 2 (Kingsbury Ave) to SR 2	LaPorte	1.257	NHPP	$8,989,637.00	Toll Lease Amendment Proceeds	PE	$600,000.00	$150,000.00	$750,000.00				
										Road Construction	CN	$6,431,709.60	$1,607,927.40				$8,039,637.00	
										Road ROW	RW	$160,000.00	$40,000.00		$200,000.00			
Performance Measure Impacted: Pavement Condition																		
Indiana Department of Transportation	43415 / 2000825	Init.	SR 104	Bridge Deck Overlay	SR 104 over KANKAKEE RIVER , 03.78 W US 6	LaPorte	0	NHPP	$5,056,500.00	Bridge Construction	CN	$3,182,253.60	$795,563.40	$140,000.00	$80,000.00	$3,757,817.00		
Performance Measure Impacted: Bridge Condition																		
Indiana Department of Transportation	43438 / 2000852	Init.	I 94	Bridge Deck Replacement	I 94 over Bleck Road, I-94 EB/W B, 03.77 E US 421	LaPorte	0	NHPP	$12,236,273.00	Bridge Consulting	PE	$450,000.00	$50,000.00			$500,000.00		
										Bridge Construction	CN	$9,253,145.70	$1,028,127.30	$195,000.00	$55,000.00	$10,031,273.00		
Performance Measure Impacted: Bridge Condition																		

LaPorte County Total

Federal: $118,215,792.87 Match :$57,106,033.81 2022: $26,822,510.70 2023: $57,891,389.00 2024: $59,507,574.00 2025: $31,100,353.00 2026:

*Estimated Costs left to Complete Project column is for costs that may extend beyond the four years of a STIP. This column is not fiscally constrained and is for information purposes.

SPONSOR	CONTRACT # / LEAD DES	STIP NAME	ROUTE	WORK TYPE	LOCATION	DISTRICT	MILES	FEDERAL CATEGORY	Total Cost of Project*	PROGRAM	PHASE	FEDERAL	MATCH	2022	2023	2024	2025	2026
Lawrence County																		
Lawrence County	2100289	Init.	IR 1001	Bridge Inspections	Countywide Bridge Inspection and Inventory Program for Cycle Years 2022-2025	Vincennes	0	STBG	$286,695.00	Local Funds	PE	$0.00	$65,905.00	$28,209.00	$6,462.00	$24,529.00	$6,705.00	
										Local Bridge Program	PE	$263,621.00	$0.00	$112,834.00	$25,849.00	$98,117.00	$26,821.00	
Performance Measure Impacted: Bridge Condition																		
Lawrence County	39836 / 1600889	Init.	IR 1010	Bridge Rehabilitation Or Repair	Bridge# 150 over CSX Railroad on Mill Creek Road .4 miles E of CR 840S	Vincennes	.21	STBG	$1,869,900.00	Local Bridge Program	RW	$60,000.00	$0.00	$60,000.00				
										Local Bridge Program	CN	$1,160,080.00	$0.00	$1,160,080.00				
										Local Funds	RW	$0.00	$15,000.00	$15,000.00				
										Local Funds	CN	$0.00	$356,552.00	$356,552.00				
Performance Measure Impacted: Bridge Condition																		
Comments:Include DES 1600889																		
Indiana Department of Transportation	40630 / 1701205	Init.	US 50	HMA Overlay, Preventive Maintenance	From SR-37 N Jct to 3.33 mi East of SR 37 (West of Leatherwood Rd. Intersection)	Vincennes	3.532	NHPP	$4,861,456.00	Road Consulting	PE	$332,942.40	$83,235.60	$416,178.00				
										Safety Construction	CN	$1,772,800.00	$443,200.00	$2,216,000.00				
										Road ROW	RW	$12,000.00	$3,000.00	$15,000.00				
										Road Construction	CN	$1,754,204.80	$438,551.20	$2,192,756.00				
Performance Measure Impacted: Pavement Condition																		
Comments:Include DES 1902190, 2100138, 1701205																		
Indiana Department of Transportation	41413 / 1800124	Init.	SR 60	Small Structure Replacement	3.65 mi W SR-37	Vincennes	0	STBG	$743,630.00	Bridge ROW	RW	$12,000.00	$3,000.00	$15,000.00				
										Bridge Construction	CN	$463,200.00	$115,800.00		$579,000.00			
Performance Measure Impacted: Bridge Condition																		
Comments:Include DES 1800124																		
Indiana Department of Transportation	41446 / 1801057	Init.	SR 446	Small Structure Replacement	0.98 mile N of US 50 carrying roadside ditch.	Seymour	0	STBG	$2,793,611.00	Bridge ROW	RW	$27,200.00	$6,800.00	$34,000.00				
										Bridge Consulting	PE	$4,960.00	$1,240.00		$6,200.00			
										Bridge Construction	CN	$1,641,152.80	$410,288.20		$2,051,441.00			
Performance Measure Impacted: Bridge Condition																		

*Estimated Costs left to Complete Project column is for costs that may extend beyond the four years of a STIP. This column is not fiscally constrained and is for information purposes.

SPONSOR	CONTRACT # / LEAD DES	STIP NAME	ROUTE	WORK TYPE	LOCATION	DISTRICT	MILES	FEDERAL CATEGORY	Total Cost of Project*	PROGRAM	PHASE	FEDERAL	MATCH	2022	2023	2024	2025	2026
Comments:Include DES 1801006, 1801007, 1801027, 1801057																		
Indiana Department of Transportation	41450 / 1800169	Init.	SR 60	Slide Correction	3.49 mi E US-50 Jct.	Vincennes	0	STBG	$683,363.59	Road Construction	CN	$413,600.00	$103,400.00		$517,000.00			
										Road Consulting	PE	$29,559.20	$7,389.80	$36,949.00				
										Road ROW	RW	$10,400.00	$2,600.00	$13,000.00				
Performance Measure Impacted: Safety																		
Comments:Include DES 1800169																		
Indiana Department of Transportation	41469 / 1593092	Init.	SR 58	Small Structure Replacement	8.87 miles E of S Jct SR-37	Vincennes	0	STBG	$1,667,615.00	Bridge Construction	CN	$1,165,776.00	$291,444.00			$1,457,220.00		
										Bridge ROW	RW	$7,040.00	$1,760.00	$8,800.00				
Performance Measure Impacted: Bridge Condition																		
Comments:Include DES 1701044, 1701050, 1593092																		
Indiana Department of Transportation	41583 / 1500061	Init.	SR 37	Added Travel Lanes, Construct Turn Lanes	At John Williams Blvd.	Vincennes	.171	NHPP	$2,723,060.00	Mobility Construction	CN	$1,746,400.00	$436,600.00	$20,000.00	$2,163,000.00			
										Mobility ROW	RW	$16,000.00	$4,000.00	$20,000.00				
Performance Measure Impacted: Pavement Condition																		
Comments:Include DES 1500060, 1500061																		
Lawrence County	42010 / 1802904	Init.	IR 1139	Signing	Lawrence County - District 2 (see attached Project Location Map for details)	Vincennes	0	STBG	$1,095,780.00	Local Funds	CN	$0.00	$90,388.00		$90,388.00			
										Local Safety Program	CN	$813,492.00	$0.00		$813,492.00			
Performance Measure Impacted: Safety																		
Comments:Include DES 1902791, 1802904																		
Indiana Department of Transportation	42174 / 1800133	Init.	SR 158	Bridge Replacement	Over Silverville Creek, 07.94 mi W SR-458	Vincennes	0	STBG	$2,960,962.00	Bridge ROW	RW	$23,200.00	$5,800.00		$29,000.00			
										Bridge Construction	CN	$2,345,569.60	$586,392.40			$2,931,962.00		
Performance Measure Impacted: Bridge Condition																		
Comments:Include DES 1800135, 2000651, 1800133																		
Indiana Department of Transportation	42194 / 1900249	Init.	SR 37	Intersection Improvement, Median U-Turn	At 1.68 mi S of S Jct of US-50 (Wesley Chapel Rd/CR500S)	Vincennes	0	NHPP	$3,965,393.00	Safety ROW	RW	$71,680.00	$17,920.00		$89,600.00			
										Safety Construction	CN	$2,946,954.40	$736,738.60			$3,683,693.00		
Performance Measure Impacted: Safety																		
Comments:Include DES 1900255, 1900249																		

*Estimated Costs left to Complete Project column is for costs that may extend beyond the four years of a STIP. This column is not fiscally constrained and is for information purposes.

SPONSOR	CONTRACT # / LEAD DES	STIP NAME	ROUTE	WORK TYPE	LOCATION	DISTRICT	MILES	FEDERAL CATEGORY	Total Cost of Project*	PROGRAM	PHASE	FEDERAL	MATCH	2022	2023	2024	2025	2026
Indiana Department of Transportation	42698 / 2000420	Init.	SR 158	Bridge Painting	over Salt Creek, .41mi W SR 450	Vincennes	0	STBG	$396,000.00	Bridge Consulting	PE	$52,800.00	$13,200.00	$66,000.00				
										Bridge Construction	CN	$264,000.00	$66,000.00	$330,000.00				
Performance Measure Impacted: Bridge Condition																		
Comments:Include DES 2000420																		
Indiana Department of Transportation	42723 / 2000699	Init.	US 50	Bridge Deck Overlay	over Youngs BR Leatherwood CR, 3.94mi E SR 37/450	Vincennes	0	NHPP	$1,062,578.00	Bridge Consulting	PE	$62,800.00	$15,700.00	$78,500.00				
										Bridge Construction	CN	$592,000.00	$148,000.00		$740,000.00			
Performance Measure Impacted: Bridge Condition																		
Comments:Include DES 2101023, 2000699																		
Bedford	42804 / 1902792	Init.	ST 2512	Intersection Improvement, Roundabout	Intersection of John Williams Boulevard and Hillcrest Road Roundabout	Vincennes	.13	STBG	$1,993,600.00	Local Funds	RW	$0.00	$17,116.00			$17,116.00		
										Local Safety Program	RW	$154,044.00	$0.00			$154,044.00		
										Local Safety Program	CN	$1,453,796.00	$0.00				$1,453,796.00	
										Local Funds	CN	$0.00	$161,644.00				$161,644.00	
Performance Measure Impacted: Safety																		
Comments:Include DES 1902792																		
Indiana Department of Transportation	43238 / 2002026	Init.	SR 37	Bridge Thin Deck Overlay	NB over SALT CREEK, 00.62 N SR 58	Vincennes	0	NHPP	$1,044,000.00	Bridge Construction	CN	$633,600.00	$158,400.00				$792,000.00	
										Bridge Consulting	PE	$201,600.00	$50,400.00	$252,000.00				
Performance Measure Impacted: Bridge Condition																		
Comments:Include DES 2002027, 2002026																		
Indiana Department of Transportation	43249 / 2001915	Init.	SR 458	HMA Overlay, Preventive Maintenance	From SR 158 to End of Road (Purdue Farm)	Vincennes	1.133	STBG	$714,042.00	Road ROW	RW	$19,200.00	$4,800.00			$24,000.00		
										Road Consulting	PE	$150,220.00	$37,555.00	$187,775.00				
										Road Construction	CN	$401,813.60	$100,453.40				$502,267.00	
Performance Measure Impacted: Pavement Condition																		
Comments:Include DES 2001915																		
Indiana Department of Transportation	43532 / 2002584	Init.	US 50	Small Structure Replacement	3.75 miles E of SR 60	Vincennes	0	NHPP	$694,875.79	Road Construction	CN	$0.00	$0.00	$0.00				

*Estimated Costs left to Complete Project column is for costs that may extend beyond the four years of a STIP. This column is not fiscally constrained and is for information purposes.

SPONSOR	CONTRACT # / LEAD DES	STIP NAME	ROUTE	WORK TYPE	LOCATION	DISTRICT	MILES	FEDERAL CATEGORY	Total Cost of Project*	PROGRAM	PHASE	FEDERAL	MATCH	2022	2023	2024	2025	2026
Indiana Department of Transportation	43532 / 2002584	Init.	US 50	Small Structure Replacement	3.75 miles E of SR 60	Vincennes	0	NHPP	$694,875.79	District Other Construction	CN	$392,000.00	$98,000.00	$490,000.00				
Performance Measure Impacted: Bridge Condition																		
Comments:Include DES 2002584																		
Bedford	43604 / 2002972	Init.	ST 2715	Signing	City of Bedford, Indiana (see attached Project Location Map for details)	Vincennes	0	STBG	$1,386,450.00	Local Safety Program	CN	$1,110,852.00	$0.00					$1,110,852.00
										Local Funds	CN	$0.00	$123,428.00					$123,428.00
										Local Safety Program	PE	$136,953.00	$0.00	$136,953.00				
										Local Funds	PE	$0.00	$15,217.00	$15,217.00				
Performance Measure Impacted: Safety																		
Comments:Include DES 2002972																		
Lawrence County	43605 / 2002973	Init.	ST 8101	Bridge Replacement	Bridge 172 over Leatherwood Creek on Cement Plant Road in Bedford .33 E of C Street	Vincennes	.2	STBG	$2,191,723.30	Local Bridge Program	PE	$232,000.00	$0.00	$232,000.00				
										Local Funds	PE	$0.00	$58,000.00	$58,000.00				
										Local Funds	CN	$0.00	$370,000.00					$370,000.00
										Local Bridge Program	RW	$44,000.00	$0.00			$44,000.00		
										Local Funds	RW	$0.00	$11,000.00			$11,000.00		
										Local Bridge Program	CN	$1,480,000.00	$0.00					$1,480,000.00
Performance Measure Impacted: Bridge Condition																		
Comments:Include DES 2002973																		
Indiana Department of Transportation	43971 / 2100564	Init.	US 50	Bridge Deck Replacement	EB over EAST FORK WHITE RIVER, 01.08 E SR 37	Vincennes	0	NHPP	$18,763,321.00	Road Construction	CN	$958,891.20	$239,722.80					$1,198,614.00
										Bridge Construction	CN	$12,634,165.60	$3,158,541.40					$15,792,707.00
										Bridge Consulting	PE	$1,337,600.00	$334,400.00	$1,672,000.00				
										Road Consulting	PE	$80,000.00	$20,000.00	$100,000.00				
Performance Measure Impacted: Bridge Condition																		
Comments:Include DES 2100569, 2100707, 2101162, 2100564																		

*Estimated Costs left to Complete Project column is for costs that may extend beyond the four years of a STIP. This column is not fiscally constrained and is for information purposes.

SPONSOR	CONTRACT # / LEAD DES	STIP NAME	ROUTE	WORK TYPE	LOCATION	DISTRICT	MILES	FEDERAL CATEGORY	Total Cost of Project*	PROGRAM	PHASE	FEDERAL	MATCH	2022	2023	2024	2025	2026
Indiana Department of Transportation	43974 / 2100175	Init.	SR 60	Small Structure Pipe Lining	over UNT, 2.59mi W OF N JCT SR 37	Vincennes	.1	STBG	$540,536.00	Bridge Construction	CN	$327,628.80	$81,907.20					$409,536.00
										Bridge Consulting	PE	$100,000.00	$25,000.00	$125,000.00				
										Bridge ROW	RW	$4,800.00	$1,200.00			$6,000.00		
Performance Measure Impacted: Safety																		
Comments:Include DES 2100175																		
Indiana Department of Transportation	43998 / 2100732	Init.	SR 450	Bridge Deck Overlay	over SALT CREEK, 02.12 W SR 158	Vincennes	0	STBG	$3,684,665.00	Bridge Consulting	PE	$411,200.00	$102,800.00	$514,000.00				
										Bridge Construction	CN	$2,536,532.00	$634,133.00					$3,170,665.00
Performance Measure Impacted: Bridge Condition																		
Comments:Include DES 2100286, 2100713, 2100732																		

Lawrence County Total

Federal: $42,866,328.40 Match :$10,273,622.60 2022: $10,977,803.00 2023: $7,111,432.00 2024: $8,451,681.00 2025: $2,943,233.00 2026: $23,655,802.00

*Estimated Costs left to Complete Project column is for costs that may extend beyond the four years of a STIP. This column is not fiscally constrained and is for information purposes.

SPONSOR	CONTRACT # / LEAD DES	STIP NAME	ROUTE	WORK TYPE	LOCATION	DISTRICT	MILES	FEDERAL CATEGORY	Total Cost of Project*	PROGRAM	PHASE	FEDERAL	MATCH	2022	2023	2024	2025	2026
Madison County																		
Madison County	1500286	Init.	VA VARI	Bridge Inspections	Countywide Bridge Inspection and Inventory Program for Cycle Years 2018-2021	Greenfield	0	STBG	$590,768.09	Local Bridge Program	PE	$4,666.32	$0.00	$4,666.32				
										Local Funds	PE	$0.00	$1,166.58	$1,166.58				
Performance Measure Impacted: Bridge Condition																		
Anderson	2100300	Init.	MS NA	HMA Overlay, Preventive Maintenance	COLUMBUS AV, CROSS ST	Greenfield	0	STBG	$2,000,000.00	Community Crossing Grant Fund	CN	$1,000,000.00	$0.00	$1,000,000.00				
										Local Funds	CN	$0.00	$1,000,000.00	$1,000,000.00				
Performance Measure Impacted: Pavement Condition																		
Chesterfield	2100328	Init.	MS NA	HMA Overlay, Preventive Maintenance	COUNTY LINE RD, OLD MUNCIE RD, OLD MUNCIE RD, UNION TWP/OLD MUNCIE RD	Greenfield	0	STBG	$914,996.24	Local Funds	CN	$0.00	$228,749.06	$228,749.06				
										Community Crossing Grant Fund	CN	$686,247.18	$0.00	$686,247.18				
Performance Measure Impacted: Pavement Condition																		
Country Club Heights	2100336	Init.	MS NA	HMA Overlay Minor Structural	NORTHSHORE BLVD from Madison Avenue to Windridge Street	Greenfield	0	STBG	$96,426.00	Community Crossing Grant Fund	CN	$72,319.50	$0.00	$72,319.50				
										Local Funds	CN	$0.00	$24,106.50	$24,106.50				
Performance Measure Impacted: Pavement Condition																		
Edgewood	2100359	Init.	MS NA	Surface Treatment, Thin HMA Overlay	CHERRY RD, DOGWOOD DR, EDGEWOOD DR, KNOLL RD, MAPLE RD, N KNOLL RD,	Greenfield	0	STBG	$399,270.00	Local Funds	CN	$0.00	$99,817.50	$99,817.50				
										Community Crossing Grant Fund	CN	$299,452.50	$0.00	$299,452.50				
Performance Measure Impacted: Pavement Condition																		
Elwood	2100363	Init.	MS NA	HMA Overlay Minor Structural	19TH ST, 20TH ST, 20TH ST, 24TH ST, 25TH ST, 8TH ST, 9T H ST, 9TH ST, N A ST, N N ST,	Greenfield	0	STBG	$999,933.00	Local Funds	CN	$0.00	$249,983.25	$249,983.25				
										Community Crossing Grant Fund	CN	$749,949.75	$0.00	$749,949.75				
Performance Measure Impacted: Pavement Condition																		
Ingalls	2100397	Init.	MS NA	Crack Sealing	1ST AVE, 2ND AVE, 2ND AVE, 3 RD AVE, 5TH AVE, 6TH AVE, ALFONTE ST, ALFONTE ST,	Greenfield	0	STBG	$82,320.36	Community Crossing Grant Fund	CN	$61,740.27	$0.00	$61,740.27				
										Local Funds	CN	$0.00	$20,580.09	$20,580.09				
Performance Measure Impacted: Pavement Condition																		
Lapel	2100412	Init.	MS NA	HMA Overlay, Preventive Maintenance	10 TH ST, 4TH ST, CENTRAL AVE, ERIE ST	Greenfield	0	STBG	$592,910.00	Local Funds	CN	$0.00	$148,227.50	$148,227.50				

*Estimated Costs left to Complete Project column is for costs that may extend beyond the four years of a STIP. This column is not fiscally constrained and is for information purposes.

SPONSOR	CONTRACT # / LEAD DES	STIP NAME	ROUTE	WORK TYPE	LOCATION	DISTRICT	MILES	FEDERAL CATEGORY	Total Cost of Project*	PROGRAM	PHASE	FEDERAL	MATCH	2022	2023	2024	2025	2026
Lapel	2100412	Init.	MS NA	HMA Overlay, Preventive Maintenance	10 TH ST, 4TH ST, CENTRAL AVE, ERIE ST	Greenfield	0	STBG	$592,910.00	Community Crossing Grant Fund	CN	$444,682.50	$0.00	$444,682.50				
Performance Measure Impacted: Pavement Condition																		
Indiana Department of Transportation	41092 / 1800957	Init.	SR 13	HMA Overlay, Preventive Maintenance	1.00 mi N of SR 28 (NCL Elwood) to SR 26	Greenfield	9.352	STBG	$2,647,174.00	Bridge Construction	CN	$104,139.20	$26,034.80		$130,174.00			
										Road Construction	CN	$2,013,600.00	$503,400.00		$2,517,000.00			
Performance Measure Impacted: Pavement Condition																		
Comments:Include DES 2000431, 1800957																		
Indiana Department of Transportation	41485 / 1702883	Init.	SR 128	Small Structure Pipe Lining	7.455 miles E. of SR 13	Greenfield	0	STBG	$871,465.00	Bridge Construction	CN	$339,936.00	$84,984.00		$424,920.00			
Performance Measure Impacted: Safety																		
Comments:Include DES 1702931, 1702981, 1702883																		
Indiana Department of Transportation	41498 / 1702916	Init.	I 69	Replace Superstructure	CR 200S OVER I-69, 02.70 miles S of SR 67	Greenfield	0	NHPP	$2,245,284.00	Bridge Construction	CN	$1,764,255.60	$196,028.40		$1,960,284.00			
Performance Measure Impacted: Bridge Condition																		
Comments:Include DES 1702916																		
Indiana Department of Transportation	41499 / 2000568	Init.	SR 13	HMA Overlay, Preventive Maintenance	I-69 to 0.93 mi S of SR 32	Greenfield	4.83	STBG	$2,801,875.00	Road Construction	CN	$1,281,581.60	$320,395.40		$1,601,977.00			
										Bridge Construction	CN	$597,870.40	$149,467.60		$747,338.00			
Performance Measure Impacted: Pavement Condition																		
Comments:Include DES 1702923, 2000568																		
Indiana Department of Transportation	41837 / 1702936	Init.	US 36	Added Travel Lanes	from .28 mi. S. of SR 38 to SR9/ SR67 N. Jct.	Greenfield	.44	STBG	$3,670,368.00	Mobility Consulting	PE	$0.00	$0.00	$0.00				
										Anderson MPO	PE	$0.00	$0.00	$0.00				
										Mobility ROW	RW	$192,000.00	$48,000.00	$240,000.00				
										Mobility Construction	CN	$2,696,294.40	$674,073.60		$3,370,368.00			
										Local Funds	RW	$48,000.00	$12,000.00	$60,000.00				
										Anderson MPO	CN	$64,000.00	$16,000.00	$80,000.00				
										Local Funds	PE	$0.00	$0.00	$0.00				
										Anderson MPO	RW	$80,000.00	$20,000.00	$100,000.00				

*Estimated Costs left to Complete Project column is for costs that may extend beyond the four years of a STIP. This column is not fiscally constrained and is for information purposes.

SPONSOR	CONTRACT # / LEAD DES	STIP NAME	ROUTE	WORK TYPE	LOCATION	DISTRICT	MILES	FEDERAL CATEGORY	Total Cost of Project*	PROGRAM	PHASE	FEDERAL	MATCH	2022	2023	2024	2025	2026
Indiana Department of Transportation	41837 / 1702936	Init.	US 36	Added Travel Lanes	from .28 mi. S. of SR 38 to SR9/ SR67 N. Jct.	Greenfield	.44	STBG	$3,670,368.00	Local Funds	CN	$16,000.00	$4,000.00	$20,000.00				
Performance Measure Impacted: Pavement Condition																		
Indiana Department of Transportation	42307 / 1900254	Init.	SR 28	Pavement Replacement	from WCL of Elwood to SR 37	Greenfield	2.78	STBG	$8,633,352.00	Road Construction	CN	$6,178,380.00	$1,544,595.00			$7,722,975.00		
										Bridge Construction	CN	$728,301.60	$182,075.40			$910,377.00		
Performance Measure Impacted: Pavement Condition																		
Comments:Include DES 2000510, 2000512, 1900254																		
Indiana Department of Transportation	42308 / 1900251	Init.	SR 128	Pavement Replacement	4.03 mi E of SR 13 (WCL Frankton) to 5.93 mi E of SR 13 (ECL Frankton)	Greenfield	1.89	STBG	$1,671,704.00	Road Construction	CN	$1,257,363.20	$314,340.80			$1,571,704.00		
										Road ROW	RW	$80,000.00	$20,000.00	$100,000.00				
Performance Measure Impacted: Pavement Condition																		
Comments:Include DES 1900251																		
Indiana Department of Transportation	42322 / 1900128	Init.	SR 236	Bridge Deck Replacement	SR 236 over I-69 NB/SB, 03.16 E SR 9	Greenfield	0	STBG	$1,722,000.00	Bridge Construction	CN	$1,353,600.00	$338,400.00			$1,692,000.00		
										Bridge ROW	RW	$24,000.00	$6,000.00	$30,000.00				
Performance Measure Impacted: Bridge Condition																		
Comments:Include DES 1900128																		
Indiana Department of Transportation	42339 / 1900194	Init.	SR 32	Small Structure Replacement	3.674 MI E of SR 13	Greenfield	0	STBG	$293,000.00	Bridge Construction	CN	$222,400.00	$55,600.00			$278,000.00		
										Bridge ROW	RW	$12,000.00	$3,000.00	$15,000.00				
Performance Measure Impacted: Bridge Condition																		
Comments:Include DES 1900194																		
Indiana Department of Transportation	42409 / 1900146	Init.	SR 9	Access Control	at 38th St in Anderson	Greenfield	0	STBG	$150,893.00	Safety Construction	CN	$108,714.40	$27,178.60			$135,893.00		
										Safety ROW	RW	$12,000.00	$3,000.00	$15,000.00				
Performance Measure Impacted: Reliability and Freight Reliability																		
Comments:Include DES 1900146																		
Indiana Department of Transportation	42410 / 1900152	Init.	SR 9	Intersect. Improv. W/ Added Turn Lanes	at CR 600 N_Linwood Rd	Greenfield	0	STBG	$1,564,900.00	Safety ROW	RW	$20,000.00	$5,000.00	$25,000.00				
										Safety Construction	CN	$905,928.00	$226,482.00			$1,132,410.00		
Performance Measure Impacted: Safety																		
Comments:Include DES 1900152																		

*Estimated Costs left to Complete Project column is for costs that may extend beyond the four years of a STIP. This column is not fiscally constrained and is for information purposes.

SPONSOR	CONTRACT # / LEAD DES	STIP NAME	ROUTE	WORK TYPE	LOCATION	DISTRICT	MILES	FEDERAL CATEGORY	Total Cost of Project*	PROGRAM	PHASE	FEDERAL	MATCH	2022	2023	2024	2025	2026
Indiana Department of Transportation	42708 / 1900171	Init.	SR 13	Traffic Signals, New Or Modernized	@ CR 800 S, Ingalls	Greenfield	0	STBG	$1,182,053.00	Mobility Construction	CN	$697,642.40	$174,410.60			$872,053.00		
Performance Measure Impacted: Safety																		
Comments:Include DES 1900171																		
Madison County	42792 / 1902803	Init.	IR 2240	Bridge Deck Replacement	Bridge on Range Line Road/200 E between SR 232/Mounds Road and 10th Street over the	Greenfield	.136	STBG	$2,175,150.00	Local Funds	RW	$0.00	$42,000.00			$42,000.00		
										Local Bridge Program	CN	$1,500,000.00	$0.00				$1,500,000.00	
										Local Funds	CN	$0.00	$375,000.00				$375,000.00	
Performance Measure Impacted: Bridge Condition																		
Comments:Include DES 1902803																		
Indiana Department of Transportation	43067 / 2000170	Init.	I 69	Bridge Painting	NB over OLD SR 109/COLUMB US AV, 00.60 S SR 9	Greenfield	0	NHPP	$281,654.00	Bridge Construction	CN	$253,488.60	$28,165.40		$281,654.00			
Performance Measure Impacted: Bridge Condition																		
Comments:Include DES 2000171, 2000170																		
Indiana Department of Transportation	43071 / 1702905	Init.	US 36	Bridge Deck Overlay	OVER SPRING CREEK, 00.58 E SR 9	Greenfield	0	STBG	$471,720.00	Bridge Construction	CN	$318,400.00	$79,600.00		$398,000.00			
Performance Measure Impacted: Bridge Condition																		
Comments:Include DES 1702905																		
Indiana Department of Transportation	43076 / 2000584	Init.	SR 109	HMA Overlay, Preventive Maintenance	SR 38 to 0.4 Mile South of I-69 (67th Street)	Greenfield	4.74	STBG	$2,991,012.00	Road Construction	CN	$2,392,809.60	$598,202.40		$2,991,012.00			
Performance Measure Impacted: Pavement Condition																		
Comments:Include DES 2000584																		
Indiana Department of Transportation	43123 / 2001682	Init.	SR 37	Intersect. Improv. W/ New Signals	@ CR 1100 N New Traffic Signal.	Greenfield	.2	STBG	$219,703.00	District Other Construction	CN	$175,762.40	$43,940.60	$219,703.00				
Performance Measure Impacted: Safety																		
Comments:Include DES 2001682																		
Indiana Department of Transportation	43131 / 2000597	Init.	SR 13	HMA Overlay, Preventive Maintenance	US 36 to I-69	Greenfield	4.13	STBG	$2,162,765.00	Road ROW	RW	$160,000.00	$40,000.00		$200,000.00			
										Road Construction	CN	$1,570,212.00	$392,553.00			$1,962,765.00		
Performance Measure Impacted: Pavement Condition																		
Comments:Include DES 2000597																		
Indiana Department of Transportation	43402 / 2002124	Init.	I 69	Bridge Painting	NB over SR 13, 4.25 mi. S of SR 38	Greenfield	0	NHPP	$388,700.00	Bridge Construction	CN	$317,880.00	$35,320.00				$353,200.00	
Performance Measure Impacted: Bridge Condition																		
Comments:Include DES 2002125, 2002124																		

*Estimated Costs left to Complete Project column is for costs that may extend beyond the four years of a STIP. This column is not fiscally constrained and is for information purposes.

SPONSOR	CONTRACT # / LEAD DES	STIP NAME	ROUTE	WORK TYPE	LOCATION	DISTRICT	MILES	FEDERAL CATEGORY	Total Cost of Project*	PROGRAM	PHASE	FEDERAL	MATCH	2022	2023	2024	2025	2026
Indiana Department of Transportation	43476 / 2000161	Init.	SR 32	Intersection Improvement, Roundabout	At County Road 925 West	Greenfield	.02	STBG	$7,709,178.01	Mobility ROW	RW	$16,000.00	$4,000.00		$20,000.00			
										Mobility Construction	CN	$0.00	$0.00				$0.00	
										Mobility Consulting	PE	$502,816.00	$125,704.00	$628,520.00				
										Safety Construction	CN	$1,322,804.80	$330,701.20				$1,653,506.00	
										Safety Consulting	PE	$165,025.60	$41,256.40	$206,282.00				
Performance Measure Impacted: Safety																		
Comments:Include DES 2000156, 2000162, 2000161																		
Indiana Department of Transportation	43499 / 2002126	Init.	I 69	Bridge Replacement	NB over Abandoned RR, 0.58 mi. N of SR 236	Greenfield	0	NHPP	$6,525,012.00	Bridge Construction	CN	$5,872,510.80	$652,501.20				$6,525,012.00	
Performance Measure Impacted: Bridge Condition																		
Comments:Include DES 2002127, 2002126																		
Indiana Department of Transportation	43552 / 2001867	Init.	SR 9	HMA Overlay, Preventive Maintenance	SR 32 S junct to SR 32 N junct	Greenfield	1.454	STBG	$1,304,688.00	Road Construction	CN	$1,043,750.40	$260,937.60				$1,304,688.00	
Performance Measure Impacted: Pavement Condition																		
Comments:Include DES 2001867																		
Indiana Department of Transportation	43557 / 2002281	Init.	SR 32	Small Structure Replacement	2.975 mi. E of SR 13	Greenfield	0	STBG	$268,781.00	Bridge Construction	CN	$215,024.80	$53,756.20				$268,781.00	
Performance Measure Impacted: Bridge Condition																		
Comments:Include DES 2002281																		
Indiana Department of Transportation	43561 / 2001926	Init.	SR 28	HMA Overlay Minor Structural	SR 9 to I-69	Greenfield	5.991	STBG	$3,814,555.00	Road Construction	CN	$3,051,644.00	$762,911.00				$3,814,555.00	
Performance Measure Impacted: Pavement Condition																		
Comments:Include DES 2001926																		

Madison County Total

Federal: $42,995,193.82 Match :$10,593,645.68 2022: $6,831,193.50 2023: $14,642,727.00 2024: $16,320,177.00 2025: $15,794,742.00 2026:

*Estimated Costs left to Complete Project column is for costs that may extend beyond the four years of a STIP. This column is not fiscally constrained and is for information purposes.

SPONSOR	CONTRACT # / LEAD DES	STIP NAME	ROUTE	WORK TYPE	LOCATION	DISTRICT	MILES	FEDERAL CATEGORY	Total Cost of Project*	PROGRAM	PHASE	FEDERAL	MATCH	2022	2023	2024	2025	2026
Marion County																		
Indiana Department of Transportation	1800864	Init.	VA VARI	ITS Traffic Management Systems	Camera/Communications/Detection/DMS Replacements in Indianapolis ATMS area - FY 22	Greenfield	0	Interstate	$600,000.00	Statewide Construction	CN	$540,000.00	$60,000.00	$600,000.00				
Performance Measure Impacted: Congestion Mitigation and Air Quality (CMAQ)																		
Indiana Department of Transportation	1800878	Init.	VA VARI	ITS Traffic Management Systems	Camera/Communications/Detection/DMS Replacements in Indianapolis ATMS area - FY 23	Greenfield	0	Interstate	$400,000.00	Statewide Construction	CN	$360,000.00	$40,000.00		$400,000.00			
Performance Measure Impacted: Congestion Mitigation and Air Quality (CMAQ)																		
Indiana Department of Transportation	1800883	Init.	VA VARI	ITS Program Equipment	INDOT Traffic Management Center Equipment / Server / Technology Upgrade - FY 23	Greenfield	0	Interstate	$800,000.00	Statewide Construction	CN	$720,000.00	$80,000.00		$800,000.00			
Performance Measure Impacted: Congestion Mitigation and Air Quality (CMAQ)																		
Indiana Department of Transportation	1800884	Init.	VA VARI	ITS Traffic Management Systems	Camera/Communications/Detection/DMS Replacements in Indianapolis ATMS area - FY 24	Greenfield	0	NHPP	$200,000.00	Statewide Construction	CN	$270,000.00	$30,000.00			$300,000.00		
Performance Measure Impacted: Congestion Mitigation and Air Quality (CMAQ)																		
Indianapolis	1801273	Init.	ST 1001	Railroad Protection	NATIONAL AVE at CSX RR DOT # 535613H in Indianapolis	Greenfield	0	STBG	$360,000.00	Local Safety Program - 130	CN	$324,000.00	$0.00	$324,000.00				
										Local Funds	CN	$0.00	$36,000.00	$36,000.00				
Performance Measure Impacted: Transit																		
Indianapolis	1801274	Init.	ST 1001	Railroad Protection	SUMNER AVE at CSX RR DOT# 535614P in Indianapolis	Greenfield	0	STBG	$360,000.00	Local Funds	CN	$0.00	$36,000.00	$36,000.00				
										Local Safety Program - 130	CN	$324,000.00	$0.00	$324,000.00				
Performance Measure Impacted: Transit																		
Indianapolis	1801275	Init.	ST 1001	Railroad Protection	TROY AVE at CSX RR DOT# 535616D in Indianapolis	Greenfield	0	STBG	$360,000.00	Local Safety Program - 130	CN	$324,000.00	$0.00	$324,000.00				
										Local Funds	CN	$0.00	$36,000.00	$36,000.00				
Performance Measure Impacted: Transit																		
Indianapolis	1801276	Init.	ST 1001	Railroad Protection	TERRACE AVE at CSX RR DOT # 535624V in Indianapolis	Greenfield	0	STBG	$360,000.00	Local Safety Program - 130	CN	$324,000.00	$0.00	$324,000.00				
										Local Funds	CN	$0.00	$36,000.00	$36,000.00				
Performance Measure Impacted: Transit																		
Indianapolis	1801277	Init.	ST 1001	Railroad Protection	MORRIS ST at CSX DOT# 539273M in Indianapolis	Greenfield	0	STBG	$360,000.00	Local Funds	CN	$0.00	$36,000.00	$36,000.00				
										Local Safety Program - 130	CN	$324,000.00	$0.00	$324,000.00				
Performance Measure Impacted: Transit																		

*Estimated Costs left to Complete Project column is for costs that may extend beyond the four years of a STIP. This column is not fiscally constrained and is for information purposes.

SPONSOR	CONTRACT # / LEAD DES	STIP NAME	ROUTE	WORK TYPE	LOCATION	DISTRICT	MILES	FEDERAL CATEGORY	Total Cost of Project*	PROGRAM	PHASE	FEDERAL	MATCH	2022	2023	2024	2025	2026
Indianapolis	1801278	Init.	ST 1001	Railroad Protection	MINNESOTA ST at CSX RR DOT # 539274U	Greenfield	0	STBG	$360,000.00	Local Safety Program - 130	CN	$324,000.00	$0.00	$324,000.00				
										Local Funds	CN	$0.00	$36,000.00	$36,000.00				
Performance Measure Impacted: Transit																		
Indianapolis	1801279	Init.	ST 1001	Railroad Protection	OLIVER AVE at CSX RR DOT # 850418Y in Indianapolis	Greenfield	0	STBG	$360,000.00	Local Funds	CN	$0.00	$36,000.00	$36,000.00				
										Local Safety Program - 130	CN	$324,000.00	$0.00	$324,000.00				
Performance Measure Impacted: Transit																		
Indianapolis	1801280	Init.	ST 1001	Railroad Protection	S EAST ST at CSX RR DOT # 850428E in Indianapolis	Greenfield	0	STBG	$360,000.00	Local Funds	CN	$0.00	$36,000.00	$36,000.00				
										Local Safety Program - 130	CN	$324,000.00	$0.00	$324,000.00				
Performance Measure Impacted: Transit																		
Indianapolis	1801281	Init.	ST 1001	Railroad Protection	STATE ST at CSX RR DOT # 850434H in Indianapolis	Greenfield	0	STBG	$360,000.00	Local Funds	CN	$0.00	$36,000.00	$36,000.00				
										Local Safety Program - 130	CN	$324,000.00	$0.00	$324,000.00				
Performance Measure Impacted: Transit																		
Indianapolis	1801282	Init.	ST 1001	Railroad Protection	CHURCHMAN AVE at CSX RR DOT # 850435P in Indianapolis	Greenfield	0	STBG	$360,000.00	Local Funds	CN	$0.00	$36,000.00	$36,000.00				
										Local Safety Program - 130	CN	$324,000.00	$0.00	$324,000.00				
Performance Measure Impacted: Transit																		
Indianapolis	1801283	Init.	ST 1001	Railroad Protection	MINNESOTA ST at CSX RR DOT # 850436W in Indianapolis	Greenfield	0	STBG	$360,000.00	Local Funds	CN	$0.00	$36,000.00	$36,000.00				
										Local Safety Program - 130	CN	$324,000.00	$0.00	$324,000.00				
Performance Measure Impacted: Transit																		
Indianapolis	1801285	Init.	ST 1001	Railroad Protection	ARLINGTON Ave at CSX RR DOT # 154276R in Indianapolis	Greenfield	0	STBG	$360,000.00	Local Safety Program - 130	CN	$324,000.00	$0.00	$324,000.00				
										Local Funds	CN	$0.00	$36,000.00	$36,000.00				
Performance Measure Impacted: Transit																		
Indianapolis	1801286	Init.	ST 1001	Railroad Protection	Harris Ave at CSX RR DOT# 539178S in Indianapolis	Greenfield	0	STBG	$360,000.00	Local Safety Program - 130	CN	$324,000.00	$0.00	$324,000.00				
										Local Funds	CN	$0.00	$36,000.00	$36,000.00				

*Estimated Costs left to Complete Project column is for costs that may extend beyond the four years of a STIP. This column is not fiscally constrained and is for information purposes.

SPONSOR	CONTRACT # / LEAD DES	STIP NAME	ROUTE	WORK TYPE	LOCATION	DISTRICT	MILES	FEDERAL CATEGORY	Total Cost of Project*	PROGRAM	PHASE	FEDERAL	MATCH	2022	2023	2024	2025	2026
Performance Measure Impacted: Transit																		
Marion County	2002464	Init.	IR 1001	Bridge Inspections	Countywide Bridge Inspection and Inventory Program for Cycle Years 2022-2025	Greenfield	0	STBG	$1,667,598.00	Local Bridge Program	PE	$623,788.00	$0.00	$623,788.00		$0.00	$0.00	$0.00
										Local Funds	PE	$0.00	$155,947.00	$155,947.00		$0.00	$0.00	$0.00
Performance Measure Impacted: Bridge Condition																		
Indiana Department of Transportation	38912 / 1400073	Init.	I 65	Asphalt Patching	I-65 from 0.20 mile N of I-465 to 0.05 mile N of I-70	Greenfield	4.114	NHPP	$61,930,707.00	Bridge Construction	CN	$0.00	$0.00				$0.00	
										Mobility Construction	CN	$13,000,887.00	$1,444,543.00				$14,445,430.00	
										Safety Construction	CN	$0.00	$0.00				$0.00	
Performance Measure Impacted: Pavement Condition																		
Comments:Include DES 1702287, 1702288, 1801630, 1801631, 1801632, 1801633, 1801763, 1801766, 1801767, 1801768, 1801769, 1801770, 1802791, 1802792, 1802796, 1802797, 1900410, 2002091, 2002092, 2002093, 2002094, 2002095, 2002096, 2002097, 2002098, 2002099, 2002100, 2002101, 2002102, 2002103, 2002104, 2002105, 2002106, 2002371, 2100866, 1400073																		
Indiana Department of Transportation	39609 / 1601131	Init.	MS NA	Other Type Project (Miscellaneous)	Interstate Tolling Project Planning and NEPA Services	Multiple Districts	0	STBG	$1,601,131.00	Statewide Consulting	PE	$160,000.00	$40,000.00	$200,000.00				
Performance Measure Impacted: Safety																		
Indiana Department of Transportation	39822 / 1700877	Init.	I 65	Bridge Replacement, Other Construction	TRADERS LANE OVER I-65, CREEK, 02.43 N I-465	Greenfield	0	NHPP	$4,615,000.00	Bridge Construction	CN	$3,983,335.20	$442,592.80	$4,425,928.00				
Comments:Include DES 1700877																		
Indiana Department of Transportation	40512 / 1901481	Init.	I 465	Concrete Pavement Restoration (CPR)	1.15 mi S of I-70 W junct to 0.77 mi N of I-74 W junct	Greenfield	7.37	NHPP	$12,678,036.00	Road Construction	CN	$6,959,096.10	$773,232.90	$15,000.00		$7,717,329.00		
										Bridge Construction	CN	$3,565,428.30	$396,158.70			$3,961,587.00		
Performance Measure Impacted: Pavement Condition																		
Comments:Include DES 1700817, 1700818, 1700819, 1700820, 1700821, 1700822, 1700823, 1700824, 1700839, 1700844, 1700848, 1700849, 1700850, 1700876, 1901520, 2000481, 1901481																		
Indianapolis	40840 / 1800715	Init.	ST 1001	Traffic Signals Modernization	Rural St and Massachusetts Ave in Indianapolis at CSX Crossing DOT # 539242N	Greenfield	0	STBG	$2,468,048.08	Local Safety Program - 130	CN	$1,908,000.00	$0.00		$1,908,000.00			
										Local Funds	CN	$0.00	$212,000.00		$212,000.00			
Performance Measure Impacted: Safety																		
Comments:Include DES 1800715																		
Indiana Department of Transportation	41512 / 1702921	Init.	I 465	Bridge Replacement, Other Construction	ARLINGTON AVENUE OVER I-465, 02.05 miles W of I-74(E. Jct.)	Greenfield	0	NHPP	$4,285,938.00	Bridge Construction	CN	$3,857,344.20	$428,593.80		$4,285,938.00			
Comments:Include DES 1702921																		

*Estimated Costs left to Complete Project column is for costs that may extend beyond the four years of a STIP. This column is not fiscally constrained and is for information purposes.

SPONSOR	CONTRACT # / LEAD DES	STIP NAME	ROUTE	WORK TYPE	LOCATION	DISTRICT	MILES	FEDERAL CATEGORY	Total Cost of Project*	PROGRAM	PHASE	FEDERAL	MATCH	2022	2023	2024	2025	2026
Indiana Department of Transportation	41781 / 1800035	Init.	US 36	Added Travel Lanes	From 3 miles west of I-465 to 1. 65 miles west of I-465.	Greenfield	1.403	STBG	$20,106,813.00	Mobility Construction	CN	$14,725,450.40	$3,681,362.60		$18,406,813.00			
Performance Measure Impacted: Pavement Condition																		
Comments:Include DES 1800037, 1900340, 1900341, 1800035																		
Indiana Department of Transportation	41789 / 1600854	Init.	I 465	Added Travel Lanes	from 1.33 mi S of I-865 (86th Street) to US 421	Greenfield	3.495	NHPP	$248,700,000.00	Road Construction	CN	$6,300,000.00	$700,000.00		$7,000,000.00			
Performance Measure Impacted: Pavement Condition																		
Comments:Include DES 1600857, 1600854																		
Indiana Department of Transportation	41856 / 1802053	Init.	I 65	Bike/Pedestrian Facilities	Pedestrian Curb Ramps I-65 at Raymond St Interchange	Greenfield	.01	Safety	$450,846.00	Safety Construction	CN	$405,761.40	$45,084.60	$450,846.00				
Performance Measure Impacted: Reliability and Freight Reliability																		
Indiana Department of Transportation	42209 / 1901522	Init.	I 65	Bridge Thin Deck Overlay	over I-65 LITTLE EAGLE CREEK, 02.56 S I-465	Greenfield	0	NHPP	$6,980,760.00	Bridge Construction	CN	$6,282,684.00	$698,076.00	$6,980,760.00				
Performance Measure Impacted: Bridge Condition																		
Comments:Include DES 1800488, 1901533, 1901535, 1901547, 1901548, 1901549, 1901522																		
Indiana Department of Transportation	42305 / 1900247	Init.	SR 134	HMA Overlay Minor Structural	0.38 mi S of US 136 to US 136	Greenfield	.38	STBG	$374,898.00	Road Construction	CN	$235,918.40	$58,979.60			$294,898.00		
Performance Measure Impacted: Pavement Condition																		
Comments:Include DES 1900247																		
Indiana Department of Transportation	42319 / 1900440	Init.	SP 421X	Replace Superstructure	Hunter Road Bridge over US 421X NB/SB, 00.26 N I-465	Greenfield	0	STBG	$2,435,000.00	Bridge ROW	RW	$24,000.00	$6,000.00	$30,000.00				
										Bridge Construction	CN	$1,644,000.00	$411,000.00			$2,055,000.00		
Performance Measure Impacted: Bridge Condition																		
Comments:Include DES 1900440																		
Indiana Department of Transportation	42320 / 1900226	Init.	I 65	Scour Protection (Erosion)	I-65 NB over Big Eagle Creek	Greenfield	0	NHPP	$781,562.00	Bridge Construction	CN	$844,278.30	$93,808.70			$938,087.00		
Performance Measure Impacted: Safety																		
Comments:Include DES 1900227, 1900226																		
Indiana Department of Transportation	42323 / 1900130	Init.	I 65	Bridge Replacement, Other Construction	over BUSHS RUN, 01.48 N I-465	Greenfield	0	NHPP	$1,554,000.00	Bridge Construction	CN	$1,115,100.00	$123,900.00			$1,239,000.00		
Comments:Include DES 1900130																		
Indiana Department of Transportation	42356 / 1900213	Init.	I 65	Small Structure Pipe Lining	I over , 1.288 N MARION/JOHNSON	Greenfield	0	NHPP	$978,000.00	Bridge Construction	CN	$408,600.00	$45,400.00			$454,000.00		
Performance Measure Impacted: Safety																		
Comments:Include DES 1900221, 1900213																		
Indiana Department of Transportation	42395 / 1900157	Init.	US 36	Access Control	from I-465 to 65th St	Greenfield	5.53	STBG	$8,623,462.00	Safety Construction	CN	$5,301,121.60	$1,325,280.40			$6,626,402.00		

*Estimated Costs left to Complete Project column is for costs that may extend beyond the four years of a STIP. This column is not fiscally constrained and is for information purposes.

SPONSOR	CONTRACT # / LEAD DES	STIP NAME	ROUTE	WORK TYPE	LOCATION	DISTRICT	MILES	FEDERAL CATEGORY	Total Cost of Project*	PROGRAM	PHASE	FEDERAL	MATCH	2022	2023	2024	2025	2026
Performance Measure Impacted: Reliability and Freight Reliability																		
Comments:Include DES 1900157																		
Indiana Department of Transportation	42479 / 1702286	Init.	I 465	Traffic Signals Modernization	at Emerson Avenue, 1.41 miles E of I-65	Greenfield	0	Safety	$380,654.00	Safety Construction	CN	$342,588.60	$38,065.40	$380,654.00				
Performance Measure Impacted: Safety																		
Comments:Include DES 1901846, 1702286																		
Indiana Department of Transportation	42526 / 1900165	Init.	US 31	Intersect. Improv. W/ Added Turn Lanes	@ Epler, Indianapolis	Greenfield	0	STBG	$2,046,883.00	Mobility ROW	RW	$180,000.00	$45,000.00	$225,000.00				
										Mobility Construction	CN	$2,097,312.00	$524,328.00			$2,621,640.00		
Performance Measure Impacted: Safety																		
Comments:Include DES 1900167, 1900168, 1900169, 1900165																		
Indiana Department of Transportation	42557 / 1600909	Init.	I 65	Small Structure Pipe Lining	2.430 mi N of I 465 N	Greenfield	0	NHPP	$611,671.00	Bridge Construction	CN	$0.00	$0.00	$0.00				
										Road Construction	CN	$550,503.90	$61,167.10	$611,671.00				
Performance Measure Impacted: Safety																		
Comments:Include DES 1700885, 1700887, 1600909																		
Indiana Department of Transportation	42569 / 1400034	Init.	I 465	Br Repl, Comp. Cont. Conc. Construction	EB over W 96th Street, 1.22 miles W US 421	Greenfield	0	NHPP	$13,141,204.00	Bridge Construction	CN	$11,827,083.60	$1,314,120.40	$13,141,204.00				
Indiana Department of Transportation	42572 / 1902164	Init.	US 40	New Signal Installation	At Sisgsbee Rd	Greenfield	0	NHPP	$431,041.00	District Other Construction	CN	$171,538.40	$42,884.60	$214,423.00				
Performance Measure Impacted: Safety																		
Comments:Include DES 1902164																		
Indiana Department of Transportation	42658 / 1702100	Init.	I 65	Traffic Signals Modernization	(SB Ramp) at 21st St.	Greenfield	0	NHPP	$321,147.35	Safety Construction	CN	$94,135.50	$10,459.50	$104,595.00				
Performance Measure Impacted: Safety																		
Comments:Include DES 1702100																		
Indiana Department of Transportation	42685 / 1800072	Init.	SR 67	Intersect. Improv. W/ Added Turn Lanes	2.77 miles south of I-465 at Ameriplex Parkway	Greenfield	.03	NHPP	$4,892,786.00	Mobility Construction	CN	$3,514,228.80	$878,557.20		$4,392,786.00			
Performance Measure Impacted: Safety																		
Comments:Include DES 2101283, 1800072																		
Indiana Department of Transportation	42821 / 2001134	Init.	I 465	ITS Traffic Management Systems	from I-70 to I-65 on the southeast side of I-465	Greenfield	9.35	NHPP	$13,220,579.00	Safety Construction	CN	$784,539.90	$87,171.10	$871,711.00				
										Mobility Construction	CN	$9,000,000.00	$1,000,000.00	$10,000,000.00				
Performance Measure Impacted: Congestion Mitigation and Air Quality (CMAQ)																		
Comments:Include DES 2000977, 2001134																		

*Estimated Costs left to Complete Project column is for costs that may extend beyond the four years of a STIP. This column is not fiscally constrained and is for information purposes.

SPONSOR	CONTRACT # / LEAD DES	STIP NAME	ROUTE	WORK TYPE	LOCATION	DISTRICT	MILES	FEDERAL CATEGORY	Total Cost of Project*	PROGRAM	PHASE	FEDERAL	MATCH	2022	2023	2024	2025	2026
Indiana Department of Transportation	43048 / 2000393	Init.	I 65	Bridge Deck Overlay	over WEST 82ND STREET, 03.4 1 N I-465	Greenfield	0	NHPP	$1,764,049.00	Bridge Construction	CN	$1,272,644.10	$141,404.90		$1,414,049.00			
Performance Measure Impacted: Bridge Condition																		
Comments:Include DES 2000394, 2000393																		
Indiana Department of Transportation	43081 / 2000578	Init.	US 136	HMA Overlay, Preventive Maintenance	1.15 mi W of I-465 to 0.29 mi E of I-465	Greenfield	1.44	STBG	$1,391,902.00	Road Construction	CN	$1,005,521.60	$251,380.40		$1,256,902.00			
Performance Measure Impacted: Pavement Condition																		
Comments:Include DES 2000578																		
Indiana Department of Transportation	43083 / 2000172	Init.	I 465	Bridge Painting	over I-465 EB/WB, 01.25 E I-65	Greenfield	0	NHPP	$6,774,927.52	Bridge Construction	CN	$516,726.90	$57,414.10		$574,141.00			
Performance Measure Impacted: Bridge Condition																		
Comments:Include DES 2000172																		
Indiana Department of Transportation	43088 / 2000469	Init.	I 65	Bridge Thin Deck Overlay	over I-465 EB/WB, 4.23 S I-70	Greenfield	0	NHPP	$2,099,878.00	Bridge Construction	CN	$1,597,791.60	$177,532.40			$1,775,324.00		
Performance Measure Impacted: Bridge Condition																		
Comments:Include DES 2000471, 2000472, 2000473, 2000479, 2000480, 2000469																		
Indiana Department of Transportation	43294 / 1901498	Init.	I 65	Concrete Pavement Restoration (CPR)	0.31 mi N of I-70 S junct (Fletcher Ave) to I-70 N junct	Greenfield	1.34	NHPP	$753,177.86	District Other Construction	CN	$11,829,405.60	$1,314,378.40	$13,143,784.00				
Performance Measure Impacted: Pavement Condition																		
Comments:Include DES 1901498																		
Indiana Department of Transportation	43703 / 2101070	Init.	I 70	ITS Communications Systems	Fiber Replacement from 1.5 miles E of I-65 (Rural/Keystone) to 1.0 mile E of I-465 (CDP-N1 (	Greenfield	6.12	NHPP	$872,268.00	Statewide Consulting	PE	$36,000.00	$4,000.00	$40,000.00				
										Statewide Construction	CN	$749,041.20	$83,226.80		$832,268.00			
Performance Measure Impacted: Congestion Mitigation and Air Quality (CMAQ)																		
Comments:Include DES 2101071, 2101070																		
Indiana Department of Transportation	43704 / 2101072	Init.	I 70	ITS Communications Systems	Fiber Replacement from 2.5 miles E of SR 267 (Reagan Pkwy / Ameriplex Pkwy) to I-46	Greenfield	4	NHPP	$676,760.00	Statewide Construction	CN	$573,084.00	$63,676.00			$636,760.00		
										Statewide Consulting	PE	$36,000.00	$4,000.00		$40,000.00			
Performance Measure Impacted: Congestion Mitigation and Air Quality (CMAQ)																		
Comments:Include DES 2101072																		
Indiana Department of Transportation	44031 / 2101122	Init.	VA VARI	ITS Program Equipment	CCTV Camera Lowering Arms & Vehicle Detection Replacement in Indianapolis	Greenfield	0	NHPP	$1,156,968.00	Statewide Construction	CN	$973,771.20	$108,196.80				$1,081,968.00	
										Statewide Consulting	PE	$67,500.00	$7,500.00			$75,000.00		
Performance Measure Impacted: Congestion Mitigation and Air Quality (CMAQ)																		
Comments:Include DES 2101122																		

*Estimated Costs left to Complete Project column is for costs that may extend beyond the four years of a STIP. This column is not fiscally constrained and is for information purposes.

SPONSOR	CONTRACT # / LEAD DES	STIP NAME	ROUTE	WORK TYPE	LOCATION	DISTRICT	MILES	FEDERAL CATEGORY	Total Cost of Project*	PROGRAM	PHASE	FEDERAL	MATCH	2022	2023	2024	2025	2026

Marion County Total

Federal: $124,666,209.80 Match :$17,974,423.20 2022: $56,895,311.00 2023: $41,522,897.00 2024: $28,695,027.00 2025: $15,527,398.00 2026: $0.00

*Estimated Costs left to Complete Project column is for costs that may extend beyond the four years of a STIP. This column is not fiscally constrained and is for information purposes.

SPONSOR	CONTRACT # / LEAD DES	STIP NAME	ROUTE	WORK TYPE	LOCATION	DISTRICT	MILES	FEDERAL CATEGORY	Total Cost of Project*	PROGRAM	PHASE	FEDERAL	MATCH	2022	2023	2024	2025	2026
Marshall County																		
Marshall County	1592161	Init.	VA VARI	Bridge Inspections	Countywide Bridge Inspection and Inventory Program for Cycle Years 2018-2021	LaPorte	0	STBG	$309,706.58	Local Funds	PE	$0.00	$1,918.76	$1,918.76				
										Local Bridge Program	PE	$7,675.04	$0.00	$7,675.04				
Performance Measure Impacted: Bridge Condition																		
Indiana Department of Transportation	1702997	Init.	US 6	Shoulder Rehabilitation	US 6 from SR106 Dogwood to Shawnee Drive	LaPorte	4.99	NHPP	$6,664,984.00	Safety ROW	RW	$264,000.00	$66,000.00		$330,000.00			
										Safety Consulting	PE	$349,631.20	$87,407.80	$437,039.00				
										Safety Construction	CN	$4,718,356.00	$1,179,589.00			$40,000.00	$240,000.00	$5,617,945.00
Performance Measure Impacted: Safety																		
Marshall County	2100418	Init.	MS NA	Pavement Replacement	2C RD, MICHIGAN RD, MUCKSHAW RD, S SHORE DR, S SHORE DR, SYCAMORE RD,	LaPorte	0	STBG	$1,508,777.00	Local Funds	CN	$0.00	$508,777.00	$508,777.00				
										Community Crossing Grant Fund	CN	$1,000,000.00	$0.00	$1,000,000.00				
Performance Measure Impacted: Pavement Condition																		
Marshall County	2101055	Init.	IR 1001	Bridge Inspections	Countywide Bridge Inspection and Inventory Program for Cycle Years 2022-2025	LaPorte	0	STBG	$256,078.00	Local Bridge Program	PE	$204,863.00	$0.00		$100,301.00	$8,518.00	$87,218.00	$8,826.00
										Local Funds	PE	$0.00	$51,215.00		$25,075.00	$2,129.00	$21,804.00	$2,207.00
Performance Measure Impacted: Bridge Condition																		
Indiana Department of Transportation	2101209	Init.	US 31	New Bridge Construction	SB At Elkhart Western Railroad	LaPorte	0	NHPP	$23,493,135.00	Bridge Construction	CN	$0.80	$0.20		$1.00			
Performance Measure Impacted: Bridge Condition																		
Marshall County	40720 / 1600931	Init.	IR 1036	Bridge Replacement, Other Construction	Bridge No. 73 carrying King Rd over the Yellow River	LaPorte	.25	STBG	$2,465,225.00	Local Bridge Program	CN	$1,674,400.00	$0.00	$1,674,400.00				
										Local Funds	CN	$0.00	$418,600.00	$418,600.00				
Comments:Include DES 1600931																		
Plymouth	40735 / 1600926	Init.	ST 1035	Road Reconstruction (3R/4R Standards)	Hoham Drive starting at N Michigan Street to 400' W of Western Avenue	LaPorte	.283	STBG	$3,677,332.00	Local Funds	CN	$0.00	$536,852.40		$536,852.40			
										Group III Program	CN	$2,147,409.60	$0.00		$2,147,409.60			
Comments:Include DES 1600926																		

*Estimated Costs left to Complete Project column is for costs that may extend beyond the four years of a STIP. This column is not fiscally constrained and is for information purposes.

SPONSOR	CONTRACT # / LEAD DES	STIP NAME	ROUTE	WORK TYPE	LOCATION	DISTRICT	MILES	FEDERAL CATEGORY	Total Cost of Project*	PROGRAM	PHASE	FEDERAL	MATCH	2022	2023	2024	2025	2026
Plymouth	41181 / 1702837	Init.	ST 1026	Bridge Rehabilitation Or Repair	East LaPorte Street Footbridge over the Yellow River	LaPorte	.06	STBG	$1,952,150.00	Local Funds	CN	$0.00	$327,600.00	$327,600.00				
										Local Transportation Alternatives	CN	$1,310,400.00	$0.00	$1,310,400.00				
Performance Measure Impacted: Bridge Condition																		
Comments:Include DES 1702837																		
Marshall County	41182 / 1702838	Init.	IR 1006	Bridge Replacement, Other Construction	Marshall County Bridge #120: South Upas Road over Yellow River	LaPorte	.07	STBG	$5,085,052.00	Local Funds	CN	$0.00	$879,100.00		$879,100.00			
										Local Bridge Program	CN	$3,516,400.00	$0.00		$3,516,400.00			
Comments:Include DES 1702839, 1702838																		
Indiana Department of Transportation	41436 / 1703028	Init.	US 30	Small Structure Pipe Lining	2.87mi E of SR 331	LaPorte	0	NHPP	$2,006,977.00	Bridge Consulting	PE	$21,116.00	$5,279.00	$26,395.00				
										Bridge Construction	CN	$1,188,781.60	$297,195.40	$55,000.00	$1,430,977.00			
										Bridge ROW	RW	$48,000.00	$12,000.00	$60,000.00				
Performance Measure Impacted: Safety																		
Comments:Include DES 1703019, 1703022, 1703029, 1800205, 1703028																		
Indiana Department of Transportation	41777 / 1802051	Init.	US 31	New Interchange Construction	At SR 10	LaPorte	0	NHPP	$30,896,227.00	Safety Consulting	PE	$200,000.00	$50,000.00	$0.00	$250,000.00			
										Safety Construction	CN	$24,450,136.00	$6,112,534.00	$483,556.83	$30,079,113.17			
										Safety ROW	RW	$400,000.00	$100,000.00	$500,000.00				
Performance Measure Impacted: Safety																		
Culver	42066 / 1802913	Init.	ST 2966	Bike/Pedestrian Facilities	Academy Road West,Town Limits (on south side of the road) to intersection of SR 10	LaPorte	1	STBG	$1,116,142.00	Local Transportation Alternatives	CN	$698,000.00	$0.00			$698,000.00		
										Local Funds	CN	$0.00	$174,500.00			$174,500.00		
										Local Funds	RW	$0.00	$16,000.00	$16,000.00				
										Local Transportation Alternatives	RW	$64,000.00	$0.00	$64,000.00				
Performance Measure Impacted: Reliability and Freight Reliability																		
Comments:Include DES 1802913																		
Indiana Department of Transportation	42236 / 1701528	Init.	US 30	HMA Overlay, Preventive Maintenance	SR 17 to SR 19	LaPorte	15.274	NHPP	$14,784,144.00	Road Consulting	PE	$420,400.00	$105,100.00	$525,500.00				

*Estimated Costs left to Complete Project column is for costs that may extend beyond the four years of a STIP. This column is not fiscally constrained and is for information purposes.

SPONSOR	CONTRACT # / LEAD DES	STIP NAME	ROUTE	WORK TYPE	LOCATION	DISTRICT	MILES	FEDERAL CATEGORY	Total Cost of Project*	PROGRAM	PHASE	FEDERAL	MATCH	2022	2023	2024	2025	2026
Indiana Department of Transportation	42236 / 1701528	Init.	US 30	HMA Overlay, Preventive Maintenance	SR 17 to SR 19	LaPorte	15.274	NHPP	$14,784,144.00	Road Construction	CN	$13,140,000.00	$3,285,000.00	$16,425,000.00				
Performance Measure Impacted: Pavement Condition																		
Comments:Include DES 1901407, 1701528																		
Indiana Department of Transportation	42437 / 1900005	Init.	SR 10	Bridge Replacement	SR 10 at Deer Creek, 02.39mi W of SR 331	LaPorte	0	STBG	$1,080,148.00	Bridge Consulting	PE	$50,400.00	$12,600.00			$63,000.00		
										Bridge Construction	CN	$579,342.40	$144,835.60		$15,000.00	$709,178.00		
Performance Measure Impacted: Bridge Condition																		
Comments:Include DES 1900005																		
Indiana Department of Transportation	42448 / 1900033	Init.	US 6	Replace Superstructure	US 6 at CSX RR, 0.38mi E of SR 106	LaPorte	0	NHPP	$2,929,624.00	Bridge Consulting	PE	$208,000.00	$52,000.00			$260,000.00		
										Bridge Construction	CN	$2,140,336.80	$535,084.20		$20,000.00	$2,655,421.00		
Performance Measure Impacted: Bridge Condition																		
Comments:Include DES 2000810, 1900033																		
Indiana Department of Transportation	42503 / 1901403	Init.	US 31	Bridge Painting	NB at CFE RR, 2 CO Roads, 1.19mi S of US 30	LaPorte	0	NHPP	$2,942,029.00	Bridge Construction	CN	$1,179,180.00	$294,795.00	$1,473,975.00				
										Bridge Consulting	PE	$75,200.00	$18,800.00	$94,000.00				
Performance Measure Impacted: Bridge Condition																		
Comments:Include DES 1901404, 1901412, 1901413, 2001022, 2001025, 2001030, 2001034, 1901403																		
Indiana Department of Transportation	42579 / 1901816	Init.	US 31	New Bridge Construction	NB At Elkhart Western Railroad	LaPorte	0	NHPP	$23,493,135.00	Bridge ROW	RW	$40,000.00	$10,000.00	$50,000.00				
										Bridge Construction	CN	$17,760,000.00	$4,440,000.00	$200,000.00	$22,000,000.00			
										Bridge Consulting	PE	$176,000.00	$44,000.00		$220,000.00			
Performance Measure Impacted: Bridge Condition																		
Comments:Include DES 1901816																		
Indiana Department of Transportation	42641 / 1801873	Init.	US 30	Intersection Improvement	0.50mi W of King Rd to 0.50mi E of King Rd	LaPorte	1.13	NHPP	$3,930,664.00	Mobility Construction	CN	$4,024,106.24	$1,006,026.56	$150,000.00	$4,880,132.80			
Performance Measure Impacted: Safety																		
Indiana Department of Transportation	42688 / 1703032	Init.	US 6	Small Structure Replacement	3.90mi W of US 31	LaPorte	0	STBG	$1,584,608.00	Bridge Construction	CN	$716,177.60	$179,044.40	$20,000.00	$875,222.00			
										Bridge Consulting	PE	$40,000.00	$10,000.00		$50,000.00			
										Toll Lease Amendment Proceeds	PE	$8,000.00	$2,000.00		$10,000.00			

*Estimated Costs left to Complete Project column is for costs that may extend beyond the four years of a STIP. This column is not fiscally constrained and is for information purposes.

SPONSOR	CONTRACT # / LEAD DES	STIP NAME	ROUTE	WORK TYPE	LOCATION	DISTRICT	MILES	FEDERAL CATEGORY	Total Cost of Project*	PROGRAM	PHASE	FEDERAL	MATCH	2022	2023	2024	2025	2026
Indiana Department of Transportation	42688 / 1703032	Init.	US 6	Small Structure Replacement	3.90mi W of US 31	LaPorte	0	STBG	$1,584,608.00	Toll Lease Amendment Proceeds	CN	$145,768.80	$36,442.20	$10,000.00	$172,211.00			
										Bridge ROW	RW	$8,000.00	$2,000.00	$10,000.00				
Performance Measure Impacted: Bridge Condition																		
Comments:Include DES 2000101, 2000109, 2000134, 1703032																		
Indiana Department of Transportation	42800 / 2000501	Init.	US 6	HMA Overlay, Preventive Maintenance	W. Jct of SR 106 to E. Jct of SR 106	LaPorte	4.53	NHPP	$5,237,435.00	Road Construction	CN	$3,107,148.00	$776,787.00	$155,000.00	$3,728,935.00			
										Bridge Consulting	PE	$16,000.00	$4,000.00		$20,000.00			
										Bridge Construction	CN	$776,400.80	$194,100.20	$10,000.00	$960,501.00			
										Road Consulting	PE	$40,000.00	$10,000.00		$50,000.00			
Performance Measure Impacted: Pavement Condition																		
Comments:Include DES 1800869, 2000059, 2000501																		
Marshall County	42825 / 1902809	Init.	IR 6740	Bridge Replacement	Marshall County bridge #11 = N Union Road over Peter Sarber Ditch	LaPorte	.118	STBG	$1,759,250.00	Local Funds	RW	$0.00	$75,000.00		$75,000.00			
										Local Bridge Program	CN	$1,096,960.00	$0.00			$1,096,960.00		
										Local Funds	CN	$0.00	$274,240.00			$274,240.00		
Performance Measure Impacted: Bridge Condition																		
Comments:Include DES 1902809																		
Marshall County	42826 / 1902820	Init.	IR 1596	Bridge Replacement	Marshall County bridge #232 = Randolph Street over Yellow River	LaPorte	.189	STBG	$3,800,900.00	Local Funds	RW	$0.00	$7,520.00		$7,520.00			
										Local Funds	CN	$0.00	$681,900.00			$30,000.00	$651,900.00	
										Local Bridge Program	CN	$2,727,600.00	$0.00			$120,000.00	$2,607,600.00	
										Local Bridge Program	RW	$30,080.00	$0.00		$30,080.00			
Performance Measure Impacted: Bridge Condition																		
Comments:Include DES 1902820																		
Indiana Department of Transportation	43040 / 2000611	Init.	SR 10	HMA Overlay, Preventive Maintenance	SR 117 to US 31	LaPorte	8.14	STBG	$6,838,818.00	Road Construction	CN	$4,267,979.20	$1,066,994.80	$250,000.00	$25,000.00	$5,059,974.00		
										Bridge Consulting	PE	$67,440.00	$16,860.00			$84,300.00		

*Estimated Costs left to Complete Project column is for costs that may extend beyond the four years of a STIP. This column is not fiscally constrained and is for information purposes.

SPONSOR	CONTRACT # / LEAD DES	STIP NAME	ROUTE	WORK TYPE	LOCATION	DISTRICT	MILES	FEDERAL CATEGORY	Total Cost of Project*	PROGRAM	PHASE	FEDERAL	MATCH	2022	2023	2024	2025	2026
Indiana Department of Transportation	43040 / 2000611	Init.	SR 10	HMA Overlay, Preventive Maintenance	SR 117 to US 31	LaPorte	8.14	STBG	$6,838,818.00	Bridge Construction	CN	$509,186.40	$127,296.60		$40,000.00	$596,483.00		
										Road Consulting	PE	$347,440.00	$86,860.00			$434,300.00		
Performance Measure Impacted: Pavement Condition																		
Comments:Include DES 1703033, 2000615, 2000663, 2000670, 2000611																		
Indiana Department of Transportation	43041 / 2000454	Init.	US 31	Bridge Thin Deck Overlay	US 31 SB over MANGUN ARM DITCH, 01.19 N US 6	LaPorte	0	NHPP	$1,542,636.00	Bridge Consulting	PE	$160,000.00	$40,000.00			$200,000.00		
										Bridge Construction	CN	$1,074,108.80	$268,527.20		$20,000.00	$1,322,636.00		
Performance Measure Impacted: Bridge Condition																		
Comments:Include DES 2000455, 2000620, 2000622, 2000454																		
Culver	43202 / 2001807	Init.	ST 1040	Bike/Pedestrian Facilities	Bike/Ped Trail, Slate St., Jefferson and Cass	LaPorte	.63	STBG	$412,475.00	Local Transportation Alternatives	RW	$9,600.00	$0.00		$9,600.00			
										Local Transportation Alternatives	CN	$230,400.00	$0.00			$230,400.00		
										Local Funds	CN	$0.00	$57,600.00			$57,600.00		
										Local Funds	RW	$0.00	$2,400.00		$2,400.00			
Performance Measure Impacted: Reliability and Freight Reliability																		
Comments:Include DES 2001807																		
Indiana Department of Transportation	43338 / 2002301	Init.	US 30	Small Structure Pipe Lining	US 30 over UNT Lemer-Berger Ditch, 0.47 W SR 331	LaPorte	0	NHPP	$315,230.00	Bridge Consulting	PE	$56,000.00	$14,000.00	$70,000.00				
										Bridge Construction	CN	$196,184.00	$49,046.00		$5,000.00	$5,000.00	$235,230.00	
Performance Measure Impacted: Safety																		
Comments:Include DES 2002301																		
Indiana Department of Transportation	43380 / 2001887	Init.	SR 10	HMA Overlay Minor Structural	From 0.59 Miles East of US 31 (Juniper Rd) to SR 19	LaPorte	9.819	STBG	$6,198,494.00	Road Construction	CN	$4,766,795.20	$1,191,698.80		$10,000.00		$5,948,494.00	
										Road Consulting	PE	$192,000.00	$48,000.00	$100,000.00			$140,000.00	
Performance Measure Impacted: Pavement Condition																		
Comments:Include DES 2001887																		
Indiana Department of Transportation	43381 / 2001886	Init.	US 6	HMA Overlay Minor Structural	From the East Junction of SR 106 to 2.03 miles West of SR 19 (Shawnee Dr.).	LaPorte	5.561	NHPP	$3,862,079.00	Road Construction	CN	$2,714,300.00	$678,575.00		$420,000.00	$400,000.00	$2,572,875.00	
										Road Consulting	PE	$208,000.00	$52,000.00	$200,000.00			$60,000.00	
Performance Measure Impacted: Pavement Condition																		

*Estimated Costs left to Complete Project column is for costs that may extend beyond the four years of a STIP. This column is not fiscally constrained and is for information purposes.

SPONSOR	CONTRACT # / LEAD DES	STIP NAME	ROUTE	WORK TYPE	LOCATION	DISTRICT	MILES	FEDERAL CATEGORY	Total Cost of Project*	PROGRAM	PHASE	FEDERAL	MATCH	2022	2023	2024	2025	2026
Comments:Include DES 2001886																		
Indiana Department of Transportation	43880 / 2100234	Init.	SR 17	HMA Overlay Minor Structural	E. Jct of SR 10 to SR 8	LaPorte	4.312	STBG	$3,839,627.00	Road Construction	CN	$2,622,101.60	$655,525.40			$15,000.00	$325,000.00	$2,937,627.00
										Road Consulting	PE	$449,600.00	$112,400.00	$465,000.00				$97,000.00
Performance Measure Impacted: Pavement Condition																		
Comments:Include DES 2100230, 2100234																		
Indiana Department of Transportation	43900 / 2100696	Init.	US 30	Bridge Deck Overlay	US 30 EB@.-WESTERN AVENUE	LaPorte	0	NHPP	$2,513,200.00	Bridge Consulting	PE	$290,400.00	$72,600.00	$363,000.00				
										Bridge ROW	RW	$48,000.00	$12,000.00		$60,000.00			
										Bridge Construction	CN	$1,672,160.00	$418,040.00			$10,000.00	$10,000.00	$2,070,200.00
Performance Measure Impacted: Bridge Condition																		
Comments:Include DES 2100697, 2100696																		
Indiana Department of Transportation	44028 / 1800207	Init.	US 30	Small Structure Replacement	1.05 mi E of SR 331	LaPorte	0	NHPP	$258,703.00	Bridge Construction	CN	$111,070.40	$27,767.60	$138,838.00				
										Bridge Consulting	PE	$23,880.00	$5,970.00	$29,850.00				
										Bridge ROW	RW	$4,000.00	$1,000.00	$5,000.00				
Performance Measure Impacted: Bridge Condition																		
Comments:Include DES 1800207																		
Lapaz	44075 / 2101238	Init.	ST 1040	Bike/Pedestrian Facilities	Michigan Street sidewalks from Walnut to Vintage	LaPorte	.16	STBG	$165,000.00	Local Funds	CN	$0.00	$22,000.00			$22,000.00		
										Local Transportation Alternatives	CN	$88,000.00	$0.00			$88,000.00		
										Local Funds	PE	$0.00	$11,000.00	$11,000.00				
										Local Transportation Alternatives	PE	$44,000.00	$0.00	$44,000.00				
Performance Measure Impacted: Reliability and Freight Reliability																		
Comments:Include DES 2101238																		
Argos	44084 / 2101288	Init.	ST 1040	Bike/Pedestrian Facilities	New Sidewalk/Trail in Town of Argos, Marshall St., Walnut St. and Michigan St.	LaPorte	1.55	STBG	$885,000.00	Local Transportation Alternatives	CN	$544,000.00	$0.00				$544,000.00	
										Local Funds	CN	$0.00	$136,000.00				$136,000.00	
										Local Transportation Alternatives	RW	$48,000.00	$0.00		$48,000.00			

*Estimated Costs left to Complete Project column is for costs that may extend beyond the four years of a STIP. This column is not fiscally constrained and is for information purposes.

SPONSOR	CONTRACT # / LEAD DES	STIP NAME	ROUTE	WORK TYPE	LOCATION	DISTRICT	MILES	FEDERAL CATEGORY	Total Cost of Project*	PROGRAM	PHASE	FEDERAL	MATCH	2022	2023	2024	2025	2026
Argos	44084 / 2101288	Init.	ST 1040	Bike/Pedestrian Facilities	New Sidewalk/Trail in Town of Argos, Marshall St., Walnut St. and Michigan St.	LaPorte	1.55	STBG	$885,000.00	Local Transportation Alternatives	PE	$116,000.00	$0.00	$116,000.00				
										Local Funds	PE	$0.00	$29,000.00	$29,000.00				
										Local Funds	RW	$0.00	$12,000.00		$12,000.00			

Performance Measure Impacted: Reliability and Freight Reliability

Comments:Include DES 2101288

Marshall County Total

Federal: $111,628,915.48 Match :$28,241,005.12 2022: $27,836,524.63 2023: $73,061,830.97 2024: $14,657,639.00 2025: $13,580,121.00 2026: $10,733,805.00

*Estimated Costs left to Complete Project column is for costs that may extend beyond the four years of a STIP. This column is not fiscally constrained and is for information purposes.

SPONSOR	CONTRACT # / LEAD DES	STIP NAME	ROUTE	WORK TYPE	LOCATION	DISTRICT	MILES	FEDERAL CATEGORY	Total Cost of Project*	PROGRAM	PHASE	FEDERAL	MATCH	2022	2023	2024	2025	2026
Martin County																		
Martin County	1902085	Init.	IR 1001	Bridge Inspections	Countywide Bridge Inspection and Inventory Program for Cycle Years 2021-2024	Vincennes	0	STBG	$236,209.00	Local Funds	PE	$0.00	$47,241.80	$20,096.40	$6,636.20	$15,632.40	$4,876.80	
										Local Bridge Program	PE	$188,967.20	$0.00	$80,385.60	$26,544.80	$62,529.60	$19,507.20	
Performance Measure Impacted: Bridge Condition																		
Indiana Department of Transportation	39931 / 1601050	Init.	US 50	Radii Improvement	At US 231 & US 50 (N Jct)	Vincennes	.07	NHPP	$653,055.00	Mobility Construction	CN	$216,052.80	$54,013.20			$270,066.00		
Performance Measure Impacted: Safety																		
Comments:Include DES 1601050																		
Indiana Department of Transportation	40561 / 1701039	Init.	US 150	Small Structure Replacement	0.70 mile E SR-550 E Jct.	Vincennes	0	STBG	$3,099,642.70	Bridge Construction	CN	$1,650,619.20	$412,654.80	$2,063,274.00				
Performance Measure Impacted: Bridge Condition																		
Comments:Include DES 1701041, 1701042, 1701053, 1701039																		
Indiana Department of Transportation	40589 / 1700155	Init.	SR 450	Bridge Replacement	Over Opossum Creek, 06.30 miles East US-50	Vincennes	0	STBG	$1,960,767.00	Bridge Construction	CN	$1,495,709.60	$373,927.40	$1,869,637.00				
Performance Measure Impacted: Bridge Condition																		
Comments:Include DES 1700155																		
Indiana Department of Transportation	40697 / 1702223	Init.	US 50	HMA Overlay, Preventive Maintenance	From 0.07 mi S of W Jct of US-231 to 0.06 mi W SR-550 (Loogootee)	Vincennes	.83	NHPP	$1,194,996.00	Road Construction	CN	$828,636.80	$207,159.20			$1,035,796.00		
Performance Measure Impacted: Pavement Condition																		
Comments:Include DES 1702223																		
Indiana Department of Transportation	42177 / 1900276	Init.	US 50	Small Structure Replacement	4.94 mi E US 150 E JCT	Vincennes	0	NHPP	$2,521,819.00	Bridge ROW	RW	$44,000.00	$11,000.00		$55,000.00			
										Bridge Construction	CN	$1,891,295.20	$472,823.80		$30,000.00	$2,334,119.00		
										Bridge Consulting	PE	$82,160.00	$20,540.00	$102,700.00				
Performance Measure Impacted: Bridge Condition																		
Comments:Include DES 1900256, 1900278, 1900280, 1900276																		
Indiana Department of Transportation	42768 / 2000858	Init.	SR 550	HMA Overlay, Preventive Maintenance	From US 50 (Loogootee) to US 150	Vincennes	10.05	STBG	$3,424,500.00	Road Consulting	PE	$246,400.00	$61,600.00	$308,000.00				
										Road ROW	RW	$13,200.00	$3,300.00		$16,500.00			
										Road Construction	CN	$2,480,000.00	$620,000.00		$20,000.00	$3,080,000.00		
Performance Measure Impacted: Pavement Condition																		
Comments:Include DES 2000858																		

*Estimated Costs left to Complete Project column is for costs that may extend beyond the four years of a STIP. This column is not fiscally constrained and is for information purposes.

SPONSOR	CONTRACT # / LEAD DES	STIP NAME	ROUTE	WORK TYPE	LOCATION	DISTRICT	MILES	FEDERAL CATEGORY	Total Cost of Project*	PROGRAM	PHASE	FEDERAL	MATCH	2022	2023	2024	2025	2026
Martin County	42807 / 1902785	Init.	IR 5280	Bridge Replacement	Bridge #58 Brickyard Road over Boggs Creek	Vincennes	.177	STBG	$4,675,405.00	Local Funds	CN	$0.00	$832,725.00				$832,725.00	
										Local Funds	RW	$0.00	$14,400.00		$14,400.00			
										Local Bridge Program	RW	$57,600.00	$0.00		$57,600.00			
										Local Bridge Program	CN	$3,330,900.00	$0.00				$3,330,900.00	
Performance Measure Impacted: Bridge Condition																		
Comments:Include DES 1902785																		
Indiana Department of Transportation	43233 / 2001936	Init.	US 231	Small Structure Replacement	over UNT, 2+43 N N JCT SR 56	Vincennes	0	NHPP	$742,400.00	Bridge Construction	CN	$465,120.00	$116,280.00				$581,400.00	
										Bridge ROW	RW	$9,600.00	$2,400.00			$12,000.00		
										Bridge Consulting	PE	$119,200.00	$29,800.00	$149,000.00				
Performance Measure Impacted: Bridge Condition																		
Comments:Include DES 2001936																		

Martin County Total

Federal: $13,119,460.80 Match :$3,279,865.20 2022: $4,593,093.00 2023: $226,681.00 2024: $6,810,143.00 2025: $4,769,409.00 2026:

*Estimated Costs left to Complete Project column is for costs that may extend beyond the four years of a STIP. This column is not fiscally constrained and is for information purposes.

SPONSOR	CONTRACT # / LEAD DES	STIP NAME	ROUTE	WORK TYPE	LOCATION	DISTRICT	MILES	FEDERAL CATEGORY	Total Cost of Project*	PROGRAM	PHASE	FEDERAL	MATCH	2022	2023	2024	2025	2026
Miami County																		
Indiana Department of Transportation	1600516	Init.	US 31	Other Intersection Improvement	US 31 at SR 218 N Jct	Fort Wayne	.38	NHPP	$131,452.18	Safety Construction	CN	$0.00	$0.00		$0.00			
Performance Measure Impacted: Safety																		
Miami County	1902068	Init.	IR 1001	Bridge Inspections	Countywide Bridge Inspection and Inventory for Cycle Years 2021-2024	Fort Wayne	0	STBG	$366,247.00	Local Funds	PE	$0.00	$43,583.20	$6,877.60	$29,488.60	$7,217.00		
										Local Bridge Program	PE	$174,332.80	$0.00	$27,510.40	$117,954.40	$28,868.00		
Performance Measure Impacted: Bridge Condition																		
Indiana Department of Transportation	2100283	Init.	US 31	Small Structures & Drains Construction	US 31, 1.98 MI S of SR 18...2 structures	Greenfield	2.32	NHPP	$235,000.00	Road ROW	RW	$4,000.00	$1,000.00			$5,000.00		
										Road Construction	CN	$120,000.00	$30,000.00					$150,000.00
										Road Consulting	PE	$64,000.00	$16,000.00	$80,000.00				
Performance Measure Impacted: Safety																		
Indiana Department of Transportation	41119 / 2000953	Init.	SR 19	Bridge Deck Overlay	Bridge over Prairie Ditch, 0.12 miles S of US 24.	Fort Wayne	0	STBG	$1,338,447.00	Bridge Construction	CN	$851,757.60	$212,939.40			$1,064,697.00		
Performance Measure Impacted: Bridge Condition																		
Comments:Include DES 1800620, 2001169, 2000953																		
Indiana Department of Transportation	41121 / 1800552	Init.	SR 124	HMA Overlay, Preventive Maintenance	From SR 19 to 7.32 Miles East of SR 19.	Fort Wayne	6.98	STBG	$2,929,306.00	Road ROW	RW	$60,000.00	$15,000.00	$75,000.00				
										Road Construction	CN	$1,876,680.00	$469,170.00		$2,345,850.00			
										District Other Construction	CN	$162,400.00	$40,600.00		$203,000.00			
Performance Measure Impacted: Pavement Condition																		
Comments:Include DES 1800552																		
Indiana Department of Transportation	41550 / 1800146	Init.	SR 16	HMA Overlay Minor Structural	From SR 19 South Jct. to SR 19 North Jct.	Fort Wayne	3.16	STBG	$1,620,949.00	Road Construction	CN	$1,234,999.20	$308,749.80		$1,543,749.00			
Performance Measure Impacted: Pavement Condition																		
Comments:Include DES 1800146																		
Indiana Department of Transportation	41640 / 2000903	Init.	US 31	Bridge Deck Overlay	NB Bridge over Wabash River, 2 Roads, 0.15 miles S of US 24.	Fort Wayne	0	NHPP	$45,212,686.00	Safety ROW	RW	$400,000.00	$100,000.00	$500,000.00				
										Bridge ROW	RW	$28,000.00	$7,000.00	$35,000.00				
										Bridge Construction	CN	$11,102,141.60	$2,775,535.40	$15,000.00	$13,862,677.00			

*Estimated Costs left to Complete Project column is for costs that may extend beyond the four years of a STIP. This column is not fiscally constrained and is for information purposes.

SPONSOR	CONTRACT # / LEAD DES	STIP NAME	ROUTE	WORK TYPE	LOCATION	DISTRICT	MILES	FEDERAL CATEGORY	Total Cost of Project*	PROGRAM	PHASE	FEDERAL	MATCH	2022	2023	2024	2025	2026
Indiana Department of Transportation	41640 / 2000903	Init.	US 31	Bridge Deck Overlay	NB Bridge over Wabash River, 2 Roads, 0.15 miles S of US 24.	Fort Wayne	0	NHPP	$45,212,686.00	Safety Construction	CN	$15,600,000.00	$3,900,000.00	$500,000.00	$19,000,000.00			
Performance Measure Impacted: Bridge Condition																		
Comments:Include DES 1701349, 1800022, 1800023, 1802090, 2000586, 2000590, 2000604, 2000605, 2000801, 2000904, 2100094, 2000903																		
Indiana Department of Transportation	41873 / 1800678	Init.	SR 18	HMA Overlay, Preventive Maintenance	From US 31 to SR 19.	Fort Wayne	10.936	STBG	$4,084,842.00	Road Construction	CN	$2,878,008.80	$719,502.20		$3,597,511.00			
Performance Measure Impacted: Pavement Condition																		
Comments:Include DES 1800678																		
Indiana Department of Transportation	42364 / 1601006	Init.	SR 19	HMA Overlay Minor Structural	From SR 18 to 1.39 Miles South of SR 124 (South Limit Peru, CR 150)	Fort Wayne	13.938	STBG	$7,906,761.00	Road Construction	CN	$5,751,008.80	$1,437,752.20			$7,188,761.00		
Performance Measure Impacted: Pavement Condition																		
Comments:Include DES 1601006																		
Indiana Department of Transportation	42367 / 1900079	Init.	US 24	Small Structure Replacement	2.53 Miles East of SR 19, Carries UNT of Schrock Creek	Fort Wayne	.2	NHPP	$6,322,286.00	Bridge Construction	CN	$4,156,868.80	$1,039,217.20	$70,000.00		$5,126,086.00		
										Bridge ROW	RW	$100,000.00	$25,000.00	$125,000.00				
Performance Measure Impacted: Bridge Condition																		
Comments:Include DES 1900086, 1900087, 1900234, 1900079																		
Indiana Department of Transportation	42368 / 1900078	Init.	US 24	Small Structure Replacement	2.83 Miles East of US 31, Carries UNT of Prairie Creek	Fort Wayne	.2	NHPP	$3,516,912.00	Bridge ROW	RW	$64,000.00	$16,000.00	$80,000.00				
										Bridge Construction	CN	$2,169,209.60	$542,302.40	$45,000.00		$2,666,512.00		
										Bridge Consulting	PE	$30,160.00	$7,540.00	$37,700.00				
Performance Measure Impacted: Bridge Condition																		
Comments:Include DES 1900077, 1900230, 2000924, 1900078																		
Indiana Department of Transportation	42369 / 1800016	Init.	SR 16	Small Structure Replacement	Carries UNT of Eel River, 3.36 Miles East of SR 19, North Junction.	Fort Wayne	.1	STBG	$628,744.00	Bridge ROW	RW	$24,000.00	$6,000.00	$30,000.00				
										Bridge Construction	CN	$318,995.20	$79,748.80	$20,000.00		$378,744.00		
Performance Measure Impacted: Bridge Condition																		
Comments:Include DES 1800016																		
Indiana Department of Transportation	42406 / 1700089	Init.	US 24	Other Intersection Improvement	US 24 at SR 19.	Fort Wayne	.499	NHPP	$2,324,901.00	Safety Construction	CN	$1,608,168.00	$402,042.00	$2,010,210.00				
Performance Measure Impacted: Safety																		
Comments:Include DES 1700089																		
Indiana Department of Transportation	42542 / 1600294	Init.	SR 16	Pavement Replacement	2.90 miles E of US 31 to 3.71 miles E of US 31 (Denver Small Towns)	Fort Wayne	.045	STBG	$9,411,827.25	Road ROW	RW	$11,664.00	$2,916.00	$14,580.00				
Performance Measure Impacted: Pavement Condition																		

*Estimated Costs left to Complete Project column is for costs that may extend beyond the four years of a STIP. This column is not fiscally constrained and is for information purposes.

SPONSOR	CONTRACT # / LEAD DES	STIP NAME	ROUTE	WORK TYPE	LOCATION	DISTRICT	MILES	FEDERAL CATEGORY	Total Cost of Project*	PROGRAM	PHASE	FEDERAL	MATCH	2022	2023	2024	2025	2026
Comments:Include DES 1601004, 1800056, 1600294																		
Indiana Department of Transportation	43278 / 2002237	Init.	SR 19	Small Structure Replacement	5.67 Miles North SR 218, Large Culvert for UNT WABASH RIVER.	Fort Wayne	0	STBG	$2,597,631.00	Bridge ROW	RW	$116,000.00	$29,000.00			$145,000.00		
										Bridge Construction	CN	$1,366,044.80	$341,511.20				$1,707,556.00	
										Bridge Consulting	PE	$491,040.00	$122,760.00	$613,800.00				
Performance Measure Impacted: Bridge Condition																		
Comments:Include DES 2002238, 2002253, 2002359, 2002237																		
Indiana Department of Transportation	43281 / 2001787	Init.	US 31	Small Structures & Drains Construction	10 Various Locations on US 31 between RP 177.52 + 196.15 and one on US 24 at RP 87.11.	Fort Wayne	18.69	NHPP	$2,983,063.00	Bridge Consulting	PE	$235,900.80	$58,975.20	$294,876.00				
										Bridge Construction	CN	$2,150,549.60	$537,637.40				$2,688,187.00	
Performance Measure Impacted: Safety																		
Comments:Include DES 2001787																		
Indiana Department of Transportation	43283 / 2001999	Init.	SR 16	Bridge Replacement	2.00 Miles West of SR 19.	Fort Wayne	0	STBG	$4,481,791.00	Bridge Construction	CN	$2,834,886.40	$708,721.60			$15,000.00	$3,528,608.00	
										Bridge Consulting	PE	$149,769.60	$37,442.40	$187,212.00				
Performance Measure Impacted: Bridge Condition																		
Comments:Include DES 2002008, 2002009, 2001999																		
Indiana Department of Transportation	43284 / 2002005	Init.	SR 19	Bridge Deck Overlay	Bridge over WABASH RIVER, 00.03 N SR 124.	Fort Wayne	0	STBG	$7,428,172.00	Bridge Construction	CN	$4,999,436.80	$1,249,859.20				$6,249,296.00	
										Bridge Consulting	PE	$943,100.80	$235,775.20	$1,178,876.00				
Performance Measure Impacted: Bridge Condition																		
Comments:Include DES 2001997, 2002018, 2002019, 2002005																		
Indiana Department of Transportation	43602 / 1800042	Init.	US 31	New Interchange Construction	3.2 Miles South of US 24 (Business 31).	Fort Wayne	.594	NHPP	$22,900,000.00	Mobility ROW	RW	$240,000.00	$60,000.00	$300,000.00				
										Mobility Construction	CN	$11,360,000.00	$2,840,000.00	$200,000.00	$14,000,000.00			
										Safety Construction	CN	$6,720,000.00	$1,680,000.00		$8,400,000.00			
Performance Measure Impacted: Safety																		
Comments:Include DES 1700086, 1700090, 1802094, 1802095, 1902064, 1902726, 1800042																		
Indiana Department of Transportation	43799 / 2100736	Init.	SR 19	Bridge Deck Overlay	Bridge over EEL RIVER, 00.64 Mile South of SR 16.	Fort Wayne	0	STBG	$1,481,513.00	Bridge Consulting	PE	$180,000.00	$45,000.00	$225,000.00				
										Bridge Construction	CN	$1,005,210.40	$251,302.60				$20,000.00	$1,236,513.00

*Estimated Costs left to Complete Project column is for costs that may extend beyond the four years of a STIP. This column is not fiscally constrained and is for information purposes.

SPONSOR	CONTRACT # / LEAD DES	STIP NAME	ROUTE	WORK TYPE	LOCATION	DISTRICT	MILES	FEDERAL CATEGORY	Total Cost of Project*	PROGRAM	PHASE	FEDERAL	MATCH	2022	2023	2024	2025	2026
Performance Measure Impacted: Bridge Condition																		
Comments:Include DES 2100704, 2100736																		
Indiana Department of Transportation	43803 / 2100790	Init.	SR 16	Small Structure Replacement	Culvert over WILSON RHODES DITCH, 1.45 Miles East of SR 19 (N.JCT).	Fort Wayne	.1	STBG	$1,461,000.00	Bridge ROW	RW	$28,000.00	$7,000.00				$35,000.00	
										Bridge Consulting	PE	$240,000.00	$60,000.00	$300,000.00				
										Bridge Construction	CN	$900,800.00	$225,200.00				$15,000.00	$1,111,000.00
Performance Measure Impacted: Bridge Condition																		
Comments:Include DES 2100792, 2100790																		
Indiana Department of Transportation	43847 / 2100775	Init.	US 31	Small Structure Pipe Lining	Small Structure for UNT RIFE CREEK,* 3.05 Miles North of SR 218 WB.	Fort Wayne	.1	NHPP	$2,390,300.00	Bridge Consulting	PE	$360,000.00	$90,000.00	$450,000.00				
										Bridge Construction	CN	$1,504,240.00	$376,060.00				$40,000.00	$1,840,300.00
										Bridge ROW	RW	$48,000.00	$12,000.00				$60,000.00	
Performance Measure Impacted: Safety																		
Comments:Include DES 2100797, 2100799, 2100775																		
Indiana Department of Transportation	44018 / 2101195	Init.	US 31	Demolition, Remove Buildings, Foundations	From US 35 to 4.77 Miles South of SR 25.	Fort Wayne	31.16	NHPP	$433,900.00	Road Construction	CN	$192,000.00	$48,000.00	$240,000.00				
										Road Consulting	PE	$133,840.00	$33,460.00	$167,300.00				
Performance Measure Impacted: Safety																		
Comments:Include DES 2101195																		

Miami County Total

Federal: $84,989,213.60 Match :$21,247,303.40 2022: $7,828,942.00 2023: $63,100,230.00 2024: $16,625,885.00 2025: $14,343,647.00 2026: $4,337,813.00

*Estimated Costs left to Complete Project column is for costs that may extend beyond the four years of a STIP. This column is not fiscally constrained and is for information purposes.

SPONSOR	CONTRACT # / LEAD DES	STIP NAME	ROUTE	WORK TYPE	LOCATION	DISTRICT	MILES	FEDERAL CATEGORY	Total Cost of Project*	PROGRAM	PHASE	FEDERAL	MATCH	2022	2023	2024	2025	2026
Monroe County																		
Monroe	2100084	Init.	IR 1001	Bridge Inspections	Countywide Bridge Inspection and Inventory Program for Cycle Years 2022-2025	Seymour	0	STBG	$311,241.21	Local Bridge Program	PE	$241,924.00	$0.00	$120,501.00	$9,725.00	$104,783.00	$6,915.00	
										Local Funds	PE	$0.00	$60,481.00	$30,125.00	$2,431.00	$26,196.00	$1,729.00	
Performance Measure Impacted: Bridge Condition																		
Monroe County	34096 / 0902215	Init.	IR 1030	Bike/Pedestrian Facilities	Bicentennial Trail- Phase 1 (Pre viously Unionville Trail)	Seymour	1.75	STBG	$2,887,923.23	Group IV Program	CN	$1,770,400.00	$0.00	$1,770,400.00				
										Local Funds	CN	$0.00	$442,599.00	$442,599.00				
Performance Measure Impacted: Reliability and Freight Reliability																		
Comments:Include DES 0902215																		
Monroe County	40890 / 1900406	Init.	IR 1059	New Bridge, Other	New road/bridge connection to Vernal Pike	Seymour	0	STBG	$11,755,817.00	Local Funds	CN	$0.00	$4,256,655.00		$4,256,655.00			
										Local Funds	PE	$0.00	$10,000.00	$10,000.00				
										Group III Program	CN	$7,088,000.00	$0.00		$7,088,000.00			
Indiana Department of Transportation	41465 / 1800199	Init.	SR 45	Intersect. Improv. W/ Added Turn Lanes	At the intersection of Pete Ellis Dr	Seymour	0	STBG	$3,550,130.00	Safety Construction	CN	$1,833,912.80	$458,478.20		$2,292,391.00			
										Safety ROW	RW	$320,000.00	$80,000.00	$400,000.00				
Performance Measure Impacted: Safety																		
Comments:Include DES 1800208, 1800199																		
Indiana Department of Transportation	41515 / 1800198	Init.	SR 45	Intersect. Improv. W/ Added Turn Lanes	Intersection of SR 45/West Ison Rd and SR 45/South Bunger Rd .	Seymour	.285	NHPP	$1,162,856.65	Safety Construction	CN	$654,579.20	$163,644.80		$818,224.00			
Performance Measure Impacted: Safety																		
Comments:Include DES 1800198																		
Indiana Department of Transportation	42087 / 1900710	Init.	SR 46	Bridge Thin Deck Overlay	00.75 mile W of SR 37, EBL over Center Fork Stout Creek	Seymour	0	NHPP	$3,041,105.00	Bridge Construction	CN	$97,656.00	$24,414.00	$122,070.00				
Performance Measure Impacted: Bridge Condition																		
Indiana Department of Transportation	42231 / 1900098	Init.	SR 46	Replace Superstructure	06.04 miles W of SR 37 @ Jacks Defeat Creek WBL	Seymour	0	NHPP	$3,041,105.00	Bridge Construction	CN	$1,967,656.00	$491,914.00			$2,459,570.00		
										Bridge Consulting	PE	$60,000.00	$15,000.00			$75,000.00		
										Bridge ROW	RW	$44,000.00	$11,000.00	$55,000.00				
Performance Measure Impacted: Bridge Condition																		

*Estimated Costs left to Complete Project column is for costs that may extend beyond the four years of a STIP. This column is not fiscally constrained and is for information purposes.

SPONSOR	CONTRACT # / LEAD DES	STIP NAME	ROUTE	WORK TYPE	LOCATION	DISTRICT	MILES	FEDERAL CATEGORY	Total Cost of Project*	PROGRAM	PHASE	FEDERAL	MATCH	2022	2023	2024	2025	2026
Comments:Include DES 2000311, 1900098																		
Indiana Department of Transportation	42414 / 1800371	Init.	SR 37	Intersect. Improv. W/ Added Turn Lanes	At intersection of Dillman Road in Bloomington	Seymour	0	NHPP	$1,711,789.00	Safety Construction	CN	$1,209,431.20	$302,357.80			$1,511,789.00		
Performance Measure Impacted: Safety																		
Comments:Include DES 1800371																		
Indiana Department of Transportation	42426 / 1700198	Init.	SR 45	Intersect. Improv. W/ Added Turn Lanes	From 0.2 mi E of I-69 (Arlington) to 0.93 mi E of I-69 (Kinser)	Seymour	.821	NHPP	$9,188,484.00	Mobility Construction	CN	$4,720,000.00	$1,180,000.00			$5,900,000.00		
Performance Measure Impacted: Safety																		
Comments:Include DES 1700198																		
Indiana Department of Transportation	42595 / 1800086	Init.	SR 45	Added Travel Lanes	From the Bloomington bypass to the intersection of Pete Ellis	Seymour	.37	STBG	$3,350,000.00	District Other Construction	CN	$2,120,000.00	$530,000.00					$2,650,000.00
										District Other ROW	RW	$200,000.00	$50,000.00		$250,000.00			
Performance Measure Impacted: Pavement Condition																		
Comments:Include DES 1800086																		
Monroe County	42786 / 1902772	Init.	IR 1690	Bridge Replacement	Rockport Road, Bridge # 308, . 04 miles south of Bolin Lane	Seymour	.17	STBG	$2,546,700.00	Local Funds	RW	$0.00	$30,000.00			$30,000.00		
										Local Bridge Program	RW	$120,000.00	$0.00			$120,000.00		
										Local Bridge Program	CN	$1,656,000.00	$0.00				$1,656,000.00	
										Local Bridge Program	PE	$256,560.00	$0.00	$256,560.00				
										Local Funds	CN	$0.00	$420,000.00				$420,000.00	
										Local Funds	PE	$0.00	$64,140.00	$64,140.00				
Performance Measure Impacted: Bridge Condition																		
Indiana Department of Transportation	42867 / 2000365	Init.	SR 45	Bridge Deck Overlay	bridge over BR Indian Creek, 03 .62 mile S SR 37	Seymour	0	STBG	$1,750,529.24	Bridge Construction	CN	$1,160,255.20	$290,063.80			$1,450,319.00		
Performance Measure Impacted: Bridge Condition																		
Comments:Include DES 2000359, 2000365																		
Indiana Department of Transportation	42981 / 2001522	Init.	SR 46	ADA Sidewalk Ramp Construction	Intersection of SR 46 (3rd St.) at College Mall Road.	Seymour	0	NHPP	$448,314.00	Safety Construction	CN	$172,000.00	$43,000.00	$215,000.00				
Performance Measure Impacted: Safety																		
Comments:Include DES 2001522																		
Indiana Department of Transportation	43153 / 1801171	Init.	SR 37	Bridge Thin Deck Overlay	03.65 miles S of SR 45 over Abandoned RR NBL	Seymour	0	NHPP	$412,318.00	Bridge Construction	CN	$329,854.40	$82,463.60			$412,318.00		
Performance Measure Impacted: Bridge Condition																		

*Estimated Costs left to Complete Project column is for costs that may extend beyond the four years of a STIP. This column is not fiscally constrained and is for information purposes.

Indiana Department of Transportation (INDOT)
State Preservation and Local Initiated Projects FY 2022 - 2026

SPONSOR	CONTRACT # / LEAD DES	STIP NAME	ROUTE	WORK TYPE	LOCATION	DISTRICT	MILES	FEDERAL CATEGORY	Total Cost of Project*	PROGRAM	PHASE	FEDERAL	MATCH	2022	2023	2024	2025	2026
Comments:Include DES 1801172, 1801171																		
Indiana Department of Transportation	43343 / 2002034	Init.	SR 46	Bridge Thin Deck Overlay	Over BR N FORK SALT CREEK, 04.86 mi E of SR 446	Seymour	0	NHPP	$22,608,352.00	Bridge Construction	CN	$160,599.20	$40,149.80				$200,749.00	
										Bridge Consulting	PE	$64,000.00	$16,000.00	$80,000.00				
Performance Measure Impacted: Bridge Condition																		

Monroe County Total

Federal: $26,246,828.00 Match :$9,062,361.00 2022: $3,566,395.00 2023: $14,717,426.00 2024: $12,089,975.00 2025: $2,285,393.00 2026: $2,650,000.00

*Estimated Costs left to Complete Project column is for costs that may extend beyond the four years of a STIP. This column is not fiscally constrained and is for information purposes.

SPONSOR	CONTRACT # / LEAD DES	STIP NAME	ROUTE	WORK TYPE	LOCATION	DISTRICT	MILES	FEDERAL CATEGORY	Total Cost of Project*	PROGRAM	PHASE	FEDERAL	MATCH	2022	2023	2024	2025	2026
Montgomery County																		
Montgomery County	2100102	Init.	IR 1001	Bridge Inspections	Countywide Bridge Inspection and Inventory Program for Cycle Years 2022 & 2023	Crawfordsville	0	STBG	$234,773.00	Local Funds	PE	$0.00	$46,954.00	$25,034.00	$21,920.00			
										Local Bridge Program	PE	$187,819.00	$0.00	$100,136.00	$87,683.00			
Performance Measure Impacted: Bridge Condition																		
Indiana Department of Transportation	38769 / 1500149	Init.	SR 234	Bridge Deck Replacement	Bridge over Sugar Creek, 6.26 mi E of SR 341	Crawfordsville	0	STBG	$2,703,764.00	Bridge Construction	CN	$1,773,543.20	$443,385.80	$2,216,929.00				
										Bridge ROW	RW	$8,000.00	$2,000.00	$10,000.00				
Performance Measure Impacted: Bridge Condition																		
Comments:Include DES 1701597, 1500149																		
Indiana Department of Transportation	39363 / 1593272	Init.	SR 59	HMA Overlay Minor Structural	2.13 mi N of SR 236 to SR 47 (Town of Waveland)	Crawfordsville	.986	STBG	$9,426,311.00	Bridge Construction	CN	$1,594,136.00	$398,534.00	$1,992,670.00				
										Road Construction	CN	$4,400,764.80	$1,100,191.20	$5,500,956.00				
Performance Measure Impacted: Pavement Condition																		
Comments:Include DES 1701591, 1593272																		
Indiana Department of Transportation	40575 / 1701582	Init.	US 136	Small Structure Replacement	5.14 mi E of SR32/SR47 Junction, Culvert over Unnamed Ditch	Crawfordsville	0	STBG	$2,463,680.00	Bridge Construction	CN	$1,740,436.00	$435,109.00	$2,175,545.00				
Performance Measure Impacted: Bridge Condition																		
Comments:Include DES 1400227, 1600870, 1701594, 1701582																		
Indiana Department of Transportation	40965 / 1800411	Init.	I 74	Small Structure Pipe Lining	1.81 mi E of SR 32	Crawfordsville	0	NHPP	$2,762,090.00	Bridge Construction	CN	$1,765,593.00	$196,177.00	$1,961,770.00				
Performance Measure Impacted: Safety																		
Comments:Include DES 1800397, 1800398, 1800409, 1800410, 1800411																		
Indiana Department of Transportation	41620 / 1800109	Init.	I 74	Replace Superstructure	CR 100W over I-74 EB/WB; 0.90 mi W of US 231	Crawfordsville	0	NHPP	$2,071,808.00	Bridge Construction	CN	$1,635,712.20	$181,745.80		$1,817,458.00			
										Bridge ROW	RW	$36,000.00	$4,000.00	$40,000.00				
Performance Measure Impacted: Bridge Condition																		
Comments:Include DES 1800109																		
Indiana Department of Transportation	42242 / 1900335	Init.	SR 234	Bridge Rehab-Pipe Lining	over BR Indian Creek; 01.12 mi W of SR 47	Crawfordsville	0	STBG	$1,361,950.00	Bridge ROW	RW	$24,000.00	$6,000.00		$30,000.00			
										Bridge Construction	CN	$770,744.00	$192,686.00			$963,430.00		
Performance Measure Impacted: Bridge Condition																		
Comments:Include DES 1900303, 1900305, 1900335																		

*Estimated Costs left to Complete Project column is for costs that may extend beyond the four years of a STIP. This column is not fiscally constrained and is for information purposes.

SPONSOR	CONTRACT # / LEAD DES	STIP NAME	ROUTE	WORK TYPE	LOCATION	DISTRICT	MILES	FEDERAL CATEGORY	Total Cost of Project*	PROGRAM	PHASE	FEDERAL	MATCH	2022	2023	2024	2025	2026
Indiana Department of Transportation	42256 / 1900356	Init.	US 231	HMA Overlay, Preventive Maintenance	from 0.28 mi N of US 136 to 0.36 mi S of I-74 (SL 165.63-167.67)	Crawfordsville	2.08	NHPP	$7,871,861.00	Road Construction	CN	$5,776,576.80	$1,444,144.20	$20,000.00		$7,200,721.00		
										Road ROW	RW	$16,000.00	$4,000.00	$20,000.00				
Performance Measure Impacted: Pavement Condition																		
Comments:Include DES 2000887, 1900356																		
Crawfordsville	42763 / 1902752	Init.	ST 5081	New Road Construction	Extension of Schenck Road from Big 4 Arch Road to SR 32	Crawfordsville	.5	STBG	$3,974,225.87	Local Funds	CN	$0.00	$636,790.00				$636,790.00	
										Group III Program	RW	$258,780.00	$0.00			$258,780.00		
										Local Funds	RW	$0.00	$64,685.00			$64,685.00		
										Group III Program	CN	$2,547,160.00	$0.00				$2,547,160.00	
Performance Measure Impacted: Pavement Condition																		
Comments:Include DES 1902752																		
Indiana Department of Transportation	42922 / 2000113	Init.	US 231	Bridge Painting	0.32 mi N of US 136, over Sugar Creek	Crawfordsville	0	NHPP	$1,191,133.00	Bridge Construction	CN	$952,906.40	$238,226.60		$1,191,133.00			
										Bridge Consulting	PE	$0.00	$0.00		$0.00			
Performance Measure Impacted: Bridge Condition																		
Comments:Include DES 2000113																		
Indiana Department of Transportation	42950 / 2000417	Init.	US 136	Bridge Thin Deck Overlay	4.21 mi W of SR 75, over Raccoon Creek	Crawfordsville	0	STBG	$1,155,644.00	Bridge Construction	CN	$879,875.20	$219,968.80			$1,099,844.00		
Performance Measure Impacted: Bridge Condition																		
Comments:Include DES 1800653, 1800658, 2000384, 2000399, 2000401, 2000415, 2000417																		
Indiana Department of Transportation	43435 / 2002070	Init.	US 136	Replace Superstructure	4.17 mi E of SR 32; over Walnut Fork	Crawfordsville	.01	STBG	$5,558,259.00	Bridge ROW	RW	$112,000.00	$28,000.00	$100,000.00	$40,000.00			
										Bridge Consulting	PE	$416,000.00	$104,000.00	$520,000.00				
										Bridge Construction	CN	$4,194,687.20	$1,048,671.80		$95,000.00		$5,148,359.00	
Performance Measure Impacted: Bridge Condition																		
Comments:Include DES 2002069, 2002370, 2002070																		
Indiana Department of Transportation	43452 / 2002196	Init.	SR 234	Small Structure Replacement	6.06 mi E of US 231	Crawfordsville	0	STBG	$1,834,772.00	Bridge Construction	CN	$1,347,817.60	$336,954.40				$1,684,772.00	
										Bridge ROW	RW	$120,000.00	$30,000.00	$150,000.00				
Performance Measure Impacted: Bridge Condition																		

*Estimated Costs left to Complete Project column is for costs that may extend beyond the four years of a STIP. This column is not fiscally constrained and is for information purposes.

SPONSOR	CONTRACT # / LEAD DES	STIP NAME	ROUTE	WORK TYPE	LOCATION	DISTRICT	MILES	FEDERAL CATEGORY	Total Cost of Project*	PROGRAM	PHASE	FEDERAL	MATCH	2022	2023	2024	2025	2026
Comments:Include DES 2002189, 2002191, 2002192, 2002196																		
Indiana Department of Transportation	43505 / 2002558	Init.	I 74	ITS Traveler Information Systems	DMS from 2.1 miles W of SR 63 to 4.1 miles E of SR 267	Crawfordsville	67.93	NHPP	$2,916,314.00	Statewide Consulting	PE	$220,500.00	$24,500.00			$245,000.00		
										Statewide Construction	CN	$2,404,182.60	$267,131.40				$2,671,314.00	
Performance Measure Impacted: Safety																		
Comments:Include DES 2002559, 2002560, 2002558																		
Montgomery County	43601 / 2003016	Init.	IR 1146	Signing	On various roads in Montgomery County	Crawfordsville	624	STBG	$621,750.00	Local Funds	CN	$0.00	$54,665.00					$54,665.00
										Group IV Program	CN	$491,985.00	$0.00					$491,985.00
										Local Funds	PE	$0.00	$7,510.00	$7,510.00				
										Group IV Program	PE	$67,590.00	$0.00	$67,590.00				
Performance Measure Impacted: Safety																		
Comments:Include DES 2003016																		
Indiana Department of Transportation	43669 / 2100145	Init.	SR 25	Curve Correction	Approximately 250' south of the SR 55 Jct to approximately 175' north of the SR 55 Jct	Crawfordsville	.1	STBG	$288,861.00	District Other ROW	RW	$16,000.00	$4,000.00		$20,000.00			
										District Other Consulting	PE	$88,000.00	$22,000.00	$110,000.00				
										District Other Construction	CN	$127,088.80	$31,772.20			$158,861.00		
Performance Measure Impacted: Safety																		
Comments:Include DES 2100145																		
Indiana Department of Transportation	43683 / 2100811	Init.	US 231	Small Structure Replacement	1.21 mi S of I-74	Crawfordsville	.1	NHPP	$7,871,861.00	Bridge ROW	RW	$40,000.00	$10,000.00			$50,000.00		
										Bridge Construction	CN	$1,403,600.00	$350,900.00					$1,754,500.00
										Bridge Consulting	PE	$196,000.00	$49,000.00	$245,000.00				
Performance Measure Impacted: Bridge Condition																		
Comments:Include DES 2100804, 2100842, 2100803																		
Indiana Department of Transportation	43793 / 1800075	Init.	SR 32	Bridge Replacement	over Mill Creek; 3.70 mi W of SR 47	Crawfordsville	0	STBG	$3,468,506.00	Bridge ROW	RW	$11,200.00	$2,800.00	$14,000.00				
										Bridge Construction	CN	$2,499,252.80	$624,813.20				$3,124,066.00	
Performance Measure Impacted: Bridge Condition																		
Comments:Include DES 1800075																		

*Estimated Costs left to Complete Project column is for costs that may extend beyond the four years of a STIP. This column is not fiscally constrained and is for information purposes.

SPONSOR	CONTRACT # / LEAD DES	STIP NAME	ROUTE	WORK TYPE	LOCATION	DISTRICT	MILES	FEDERAL CATEGORY	Total Cost of Project*	PROGRAM	PHASE	FEDERAL	MATCH	2022	2023	2024	2025	2026
Indiana Department of Transportation	43828 / 2101017	Init.	I 74	Repair Or Replace Joints	over I-74 EB/WB, 2.53 mi E of SR 25	Crawfordsville	0	NHPP	$312,411.00	Bridge Construction	CN	$281,169.90	$31,241.10		$312,411.00			
										Bridge Consulting	PE	$108,000.00	$12,000.00	$120,000.00				
Performance Measure Impacted: Safety																		
Comments:Include DES 2101013, 2101018, 2101019, 2101020, 2101021, 2101017																		
Indiana Department of Transportation	44039 / 2101218	Init.	US 136	ADA Sidewalk Ramp Construction	From 0.4 mi W of SR 25 W Jct to 0.02 mi W of SR 25 E Jct (W aynetown)	Crawfordsville	.88	STBG	$416,000.00	Safety Construction	CN	$332,800.00	$83,200.00					$416,000.00
Performance Measure Impacted: Safety																		
Comments:Include DES 2101218																		

Montgomery County Total

Federal: $38,845,920.50 Match :$8,737,756.50 2022: $15,397,140.00 2023: $3,615,605.00 2024: $10,041,321.00 2025: $15,812,461.00 2026: $2,717,150.00

*Estimated Costs left to Complete Project column is for costs that may extend beyond the four years of a STIP. This column is not fiscally constrained and is for information purposes.

SPONSOR	CONTRACT # / LEAD DES	STIP NAME	ROUTE	WORK TYPE	LOCATION	DISTRICT	MILES	FEDERAL CATEGORY	Total Cost of Project*	PROGRAM	PHASE	FEDERAL	MATCH	2022	2023	2024	2025	2026
Morgan County																		
Morgan County	2002465	Init.	IR 1001	Bridge Inspections	Countywide Bridge Inspection and Inventory Program for Cycle Years 2020-2025	Seymour	0	STBG	$349,590.00	Local Bridge Program	PE	$279,672.00	$0.00		$127,769.00	$20,342.00	$111,103.00	$20,458.00
										Local Funds	PE	$0.00	$69,918.00		$31,942.00	$5,085.00	$27,776.00	$5,115.00
Performance Measure Impacted: Bridge Condition																		
Martinsville	2100420	Init.	MS NA	HMA Overlay, Preventive Maintenance	BURTON LN, CHERRY ST, CHESTNUT ST, CUNNINGHAM ST, ELLIOTT AV, GARDNER ST,	Seymour	0	STBG	$790,454.45	Local Funds	CN	$0.00	$467,550.00	$467,550.00				
										Community Crossing Grant Fund	CN	$467,550.00	$0.00	$467,550.00				
Performance Measure Impacted: Pavement Condition																		
Morgan County	2100431	Init.	MS NA	HMA Overlay, Structural	AUGUSTA LN, BOTTOM RD, BRAY RD, CENTER ST, CO RD 340 N, CO RD 360 N,	Seymour	0	STBG	$1,869,534.85	Community Crossing Grant Fund	CN	$1,000,000.00	$0.00	$1,000,000.00				
										Local Funds	CN	$0.00	$1,115,922.00	$1,115,922.00				
Performance Measure Impacted: Pavement Condition																		
Morgan County	38181 / 1500211	Init.	VA VARI	Bridge Inspections	Countywide Bridge Inspection and Inventory Program for Cycle Years 2018-2021	Seymour	0	STBG	$431,321.45	Local Bridge Program	PE	$17,789.80	$0.00	$17,789.80				
										Local Funds	PE	$0.00	$4,447.45	$4,447.45				
Performance Measure Impacted: Bridge Condition																		
Comments:Include DES 1500211																		
Indiana Department of Transportation	39791 / 1593119	Init.	SR 44	Bridge Deck Overlay	5.10 miles E of SR 37 over South Prong Stotts Creek	Seymour	0	STBG	$2,037,284.00	Bridge Construction	CN	$1,410,267.20	$352,566.80			$1,762,834.00		
Performance Measure Impacted: Bridge Condition																		
Comments:Include DES 1593119																		
Morgan County	39858 / 1600715	Init.	IR 1004	Bridge Replacement, Other Construction	Bridge # 75 Bowman Road over Rhoades Creek	Crawfordsville	.135	STBG	$1,522,154.00	Local Bridge Program	CN	$1,170,000.00	$0.00	$1,170,000.00				
										Local Funds	CN	$0.00	$242,500.00	$242,500.00				
Comments:Include DES 1600715																		
Indiana Department of Transportation	40435 / 1700187	Init.	SR 252	Bridge Replacement	01.14 mile W of SR 135 at W Fork Crooked Creek	Seymour	0	STBG	$2,422,073.00	Bridge ROW	RW	$17,040.00	$4,260.00	$21,300.00				
										Bridge Construction	CN	$1,568,056.80	$392,014.20	$1,960,071.00				
Performance Measure Impacted: Bridge Condition																		
Comments:Include DES 1700071, 1700187																		

*Estimated Costs left to Complete Project column is for costs that may extend beyond the four years of a STIP. This column is not fiscally constrained and is for information purposes.

SPONSOR	CONTRACT # / LEAD DES	STIP NAME	ROUTE	WORK TYPE	LOCATION	DISTRICT	MILES	FEDERAL CATEGORY	Total Cost of Project*	PROGRAM	PHASE	FEDERAL	MATCH	2022	2023	2024	2025	2026
Indiana Department of Transportation	40583 / 1601075	Init.	SR 42	HMA Overlay Minor Structural	From SR 142 to 0.19 mi E of SR 39 E Jct in Morgan County	Crawfordsville	12.757	STBG	$16,701,800.00	Bridge Construction	CN	$2,371,688.00	$592,922.00	$25,000.00	$2,939,610.00			
										Road ROW	RW	$2,400,000.00	$600,000.00	$3,000,000.00				
										Bridge ROW	RW	$44,000.00	$11,000.00	$55,000.00				
										Road Consulting	PE	$76,960.00	$19,240.00	$96,200.00				
										Road Construction	CN	$6,099,888.00	$1,524,972.00		$7,624,860.00			
Performance Measure Impacted: Pavement Condition																		
Comments:Include DES 1500136, 1701593, 1800121, 1800122, 2001548, 2001549, 2001550, 2001551, 2001552, 2001553, 2001554, 2001555, 2001557, 2001558, 2001559, 1601075																		
Martinsville	40884 / 1702962	Init.	ST 1025	Road Reconstruction (3R/4R Standards)	Ohio Street from Poston Road to 325 feet North of Garfield Ave.	Seymour	.6	STBG	$5,622,990.69	Local Funds	CN	$0.00	$863,790.00		$863,790.00			
										Group III Program	CN	$3,455,160.00	$0.00		$3,455,160.00			
Comments:Include DES 1702962																		
Martinsville	40885 / 1702961	Init.	ST 1024	Road Reconstruction (3R/4R Standards)	South Street from Ohio Street to Home Avenue	Seymour	.45	STBG	$4,892,030.00	Group III Program	CN	$2,058,800.00	$0.00	$2,058,800.00				
										Local Funds	CN	$0.00	$877,450.00	$877,450.00				
Comments:Include DES 1702961																		
Morgan County	40887 / 1702967	Init.	IR 1023	Bridge Replacement	Bridge #52 on Egbert Road over Stotts Creek	Seymour	.21	STBG	$2,236,150.00	Local Bridge Program	RW	$48,000.00	$0.00	$48,000.00				
										Local Funds	RW	$0.00	$12,000.00	$12,000.00				
										Local Funds	CN	$0.00	$374,000.00		$374,000.00			
										Local Bridge Program	CN	$1,496,000.00	$0.00		$1,496,000.00			
Performance Measure Impacted: Bridge Condition																		
Comments:Include DES 1702967																		
Indiana Department of Transportation	40971 / 1800725	Init.	SR 144	Bridge Deck Overlay	00.48 mile W of SR 37 over White River	Seymour	0	NHPP	$2,342,148.00	Bridge Construction	CN	$40,000.00	$10,000.00			$50,000.00		
Performance Measure Impacted: Bridge Condition																		
Comments:Include DES 2000300, 2000349, 2000358, 2000363, 1800725																		

*Estimated Costs left to Complete Project column is for costs that may extend beyond the four years of a STIP. This column is not fiscally constrained and is for information purposes.

SPONSOR	CONTRACT # / LEAD DES	STIP NAME	ROUTE	WORK TYPE	LOCATION	DISTRICT	MILES	FEDERAL CATEGORY	Total Cost of Project*	PROGRAM	PHASE	FEDERAL	MATCH	2022	2023	2024	2025	2026
Indiana Department of Transportation	41467 / 1900067	Init.	SR 67	Small Structure Replacement with Bridge	2.83 miles N of SR 39 NBL	Seymour	0	NHPP	$11,127,460.00	Bridge Consulting	PE	$176,280.00	$44,070.00	$93,150.00		$127,200.00		
										Bridge ROW	RW	$80,000.00	$20,000.00	$90,000.00	$10,000.00			
										Bridge Construction	CN	$4,229,648.14	$1,057,412.03	$10,000.00	$10,000.00	$5,252,060.18	$15,000.00	
Performance Measure Impacted: Bridge Condition																		
Indiana Department of Transportation	41597 / 1800106	Init.	I 70	Replace Superstructure	Little Pointe Rd.(CR 1100 W.) over I-70 EB/WB; 8.56 mi W of SR 39	Crawfordsville	0	NHPP	$2,790,345.00	Bridge ROW	RW	$36,000.00	$4,000.00	$40,000.00				
										Bridge Construction	CN	$2,249,104.50	$249,900.50		$2,499,005.00			
Performance Measure Impacted: Bridge Condition																		
Comments:Include DES 1800106																		
Morgan County	41920 / 1802881	Init.	IR 5020	Replace Superstructure	Robb Hill RD over Sycamore Creek	Seymour	.02	STBG	$1,199,300.00	Local Bridge Program	CN	$745,200.00	$0.00			$745,200.00		
										Local Funds	CN	$0.00	$186,300.00			$186,300.00		
Performance Measure Impacted: Bridge Condition																		
Comments:Include DES 1802881																		
Martinsville	41990 / 1802868	Init.	ST 5320	Bike/Pedestrian Facilities	Along Pike St. beginning at Lincoln St. then 7 blocks to the east to the intersection of 2nd	Seymour	.57	STBG	$2,447,920.00	Group III Program	CN	$458,400.00	$0.00			$458,400.00		
										Local Funds	CN	$0.00	$293,600.00			$293,600.00		
										Local Transportation Alternatives	CN	$716,400.00	$0.00			$716,400.00		
Performance Measure Impacted: Reliability and Freight Reliability																		
Comments:Include DES 1802869, 1802868																		
Indiana Department of Transportation	42218 / 1802998	Init.	SR 44	Replace Superstructure	07.32 miles E of SR 37 @ Lost Creek	Seymour	0	STBG	$2,391,241.00	Bridge Consulting	PE	$64,800.00	$16,200.00			$81,000.00		
										Bridge ROW	RW	$36,800.00	$9,200.00	$46,000.00				
										Bridge Construction	CN	$1,461,412.80	$365,353.20			$1,826,766.00		
Performance Measure Impacted: Bridge Condition																		
Comments:Include DES 1900153, 1802998																		
Indiana Department of Transportation	42822 / 1800675	Init.	I 70	Bridge Deck Overlay	3.76 mi W of SR 39, EB over Bayliss State Ditch	Crawfordsville	0	NHPP	$1,447,750.00	Bridge Construction	CN	$1,188,000.00	$132,000.00		$1,320,000.00			
										Bridge Consulting	PE	$0.00	$0.00		$0.00			

*Estimated Costs left to Complete Project column is for costs that may extend beyond the four years of a STIP. This column is not fiscally constrained and is for information purposes.

SPONSOR	CONTRACT # / LEAD DES	STIP NAME	ROUTE	WORK TYPE	LOCATION	DISTRICT	MILES	FEDERAL CATEGORY	Total Cost of Project*	PROGRAM	PHASE	FEDERAL	MATCH	2022	2023	2024	2025	2026
Performance Measure Impacted: Bridge Condition																		
Comments:Include DES 1800676, 1800675																		
Indiana Department of Transportation	43333 / 2001901	Init.	SR 135	HMA Overlay Minor Structural	0.33 miles S of W Jct of SR 252 (Indian Creek Bridge) to 0.37 miles N of W Jct SR 252	Seymour	.71	STBG	$1,992,101.00	Road Construction	CN	$1,214,176.80	$303,544.20					$1,517,721.00
Performance Measure Impacted: Pavement Condition																		
Comments:Include DES 2001901																		
Morgan County	43613 / 2002997	Init.	IR 8184	Bridge Replacement	Gore Road, Bridge #104, 0.5 mile east of 875 West	Crawfordsville	.13	STBG	$2,073,000.00	Local Funds	CN	$0.00	$334,600.00					$334,600.00
										Local Bridge Program	RW	$32,000.00	$0.00			$32,000.00		
										Local Bridge Program	CN	$1,338,400.00	$0.00					$1,338,400.00
										Local Bridge Program	PE	$288,000.00	$0.00	$288,000.00				
										Local Funds	PE	$0.00	$72,000.00	$72,000.00				
										Local Funds	RW	$0.00	$8,000.00			$8,000.00		
Performance Measure Impacted: Bridge Condition																		
Comments:Include DES 2002997																		
Morgan County	43614 / 2002996	Init.	IR 8190	Bridge Replacement	Bridge 97 Yale Road over Lake Ditch	Crawfordsville	.132	STBG	$1,385,000.00	Local Bridge Program	PE	$200,000.00	$0.00	$200,000.00				
										Local Funds	PE	$0.00	$50,000.00	$50,000.00				
										Local Funds	RW	$0.00	$6,000.00			$6,000.00		
										Local Bridge Program	RW	$24,000.00	$0.00			$24,000.00		
										Local Funds	CN	$0.00	$221,000.00					$221,000.00
										Local Bridge Program	CN	$884,000.00	$0.00					$884,000.00
Performance Measure Impacted: Bridge Condition																		
Comments:Include DES 2002996																		
Morgan County	43650 / 2002995	Init.	IR 8191	Bridge Replacement	Bridge 29 Mahalasville Road over Indian Trace Creek	Seymour	.125	STBG	$1,690,000.00	Local Bridge Program	RW	$32,000.00	$0.00			$32,000.00		
										Local Funds	PE	$0.00	$66,000.00	$66,000.00				

*Estimated Costs left to Complete Project column is for costs that may extend beyond the four years of a STIP. This column is not fiscally constrained and is for information purposes.

SPONSOR	CONTRACT # / LEAD DES	STIP NAME	ROUTE	WORK TYPE	LOCATION	DISTRICT	MILES	FEDERAL CATEGORY	Total Cost of Project*	PROGRAM	PHASE	FEDERAL	MATCH	2022	2023	2024	2025	2026
Morgan County	43650 / 2002995	Init.	IR 8191	Bridge Replacement	Bridge 29 Mahalasville Road over Indian Trace Creek	Seymour	.125	STBG	$1,690,000.00	Local Funds	CN	$0.00	$264,000.00					$264,000.00
										Local Funds	RW	$0.00	$8,000.00			$8,000.00		
										Local Bridge Program	CN	$1,056,000.00	$0.00					$1,056,000.00
										Local Bridge Program	PE	$264,000.00	$0.00	$264,000.00				
Performance Measure Impacted: Bridge Condition																		
Comments:Include DES 2002995																		
Morgan County	43651 / 2002998	Init.	IR 8189	Bridge Replacement	Bridge 166 Old SR 37 Over Bluff Creek	Seymour	.19	STBG	$2,030,000.00	Local Funds	RW	$0.00	$10,000.00		$10,000.00			
										Local Bridge Program	CN	$1,424,000.00	$0.00					$1,424,000.00
										Local Funds	CN	$0.00	$356,000.00					$356,000.00
										Local Bridge Program	RW	$40,000.00	$0.00		$40,000.00			
Performance Measure Impacted: Bridge Condition																		
Comments:Include DES 2002998																		
Morgan County	43653 / 2002988	Init.	IR 8187	Bridge Replacement	Bridge 49 Abraham Road over North Prong Stotts Creek	Seymour	.5	STBG	$2,529,300.00	Local Funds	CN	$0.00	$462,260.00					$462,260.00
										Local Bridge Program	CN	$1,849,040.00	$0.00					$1,849,040.00
										Local Bridge Program	RW	$42,400.00	$0.00			$42,400.00		
										Local Funds	PE	$0.00	$33,000.00	$33,000.00				
										Local Funds	RW	$0.00	$10,600.00			$10,600.00		
										Local Bridge Program	PE	$132,000.00	$0.00	$132,000.00				
Performance Measure Impacted: Bridge Condition																		
Comments:Include DES 2002988																		
Indiana Department of Transportation	43692 / 2100184	Init.	SR 142	Slide Correction	From 3.92 miles W of SR 39 to 3.82 miles W of SR 39	Crawfordsville	.1	STBG	$619,057.00	Road Consulting	PE	$72,000.00	$18,000.00	$85,000.00	$5,000.00			
										Road ROW	RW	$4,000.00	$1,000.00		$5,000.00			

*Estimated Costs left to Complete Project column is for costs that may extend beyond the four years of a STIP. This column is not fiscally constrained and is for information purposes.

SPONSOR	CONTRACT # / LEAD DES	STIP NAME	ROUTE	WORK TYPE	LOCATION	DISTRICT	MILES	FEDERAL CATEGORY	Total Cost of Project*	PROGRAM	PHASE	FEDERAL	MATCH	2022	2023	2024	2025	2026
Indiana Department of Transportation	43692 / 2100184	Init.	SR 142	Slide Correction	From 3.92 miles W of SR 39 to 3.82 miles W of SR 39	Crawfordsville	.1	STBG	$619,057.00	Road Construction	CN	$419,245.60	$104,811.40			$10,000.00		$514,057.00
Performance Measure Impacted: Safety																		
Comments:Include DES 2100184																		
Indiana Department of Transportation	43763 / 2100248	Init.	SR 67	HMA Overlay Minor Structural	US 231 to 1.06 miles S of S Jct of SR 39	Seymour	15.977	STBG	$12,492,017.00	Road Construction	CN	$9,617,613.60	$2,404,403.40		$50,000.00			$11,972,017.00
										Road Consulting	PE	$368,000.00	$92,000.00	$460,000.00				
										Road ROW	RW	$8,000.00	$2,000.00			$10,000.00		
Performance Measure Impacted: Pavement Condition																		
Comments:Include DES 2100248																		
Indiana Department of Transportation	44022 / 2101201	Init.	SR 252	HMA Overlay, Preventive Maintenance	From 0.8 miles E of SR 37 (Old Morgantown Rd) to 2.5 miles W of SR 135 (Whetstine Rd)	Seymour	5.78	STBG	$806,765.75	Road Construction	CN	$645,412.60	$161,353.15	$806,765.75				
Performance Measure Impacted: Pavement Condition																		
Comments:Include DES 2101201																		

Morgan County Total

Federal: $55,417,205.84 Match :$14,901,160.33 2022: $15,375,496.00 2023: $20,862,136.00 2024: $11,708,187.18 2025: $153,879.00 2026: $22,218,668.00

*Estimated Costs left to Complete Project column is for costs that may extend beyond the four years of a STIP. This column is not fiscally constrained and is for information purposes.

SPONSOR	CONTRACT # / LEAD DES	STIP NAME	ROUTE	WORK TYPE	LOCATION	DISTRICT	MILES	FEDERAL CATEGORY	Total Cost of Project*	PROGRAM	PHASE	FEDERAL	MATCH	2022	2023	2024	2025	2026
Newton County																		
Indiana Department of Transportation	1900488	Init.	US 41	Railroad Protection	TPW RR DOT 533504X and 533505E near Kentland	Crawfordsville	.01	NHPP	$440,000.00	Statewide Construction	CN	$35,200.00	$8,800.00		$44,000.00			
										Local Safety Program - 130	CN	$316,800.00	$79,200.00		$396,000.00			
Performance Measure Impacted: Transit																		
Newton County	2100155	Init.	IR 1001	Bridge Inspections	Countywide Bridge Inspection and Inventory Program for Cycle Years 2022-2025	LaPorte	0	STBG	$233,684.00	Local Bridge Program	PE	$186,947.00	$0.00			$99,995.00		$86,952.00
										Local Funds	PE	$0.00	$46,737.00			$24,999.00		$21,738.00
Performance Measure Impacted: Bridge Condition																		
Indiana Department of Transportation	40537 / 1500108	Init.	SR 71	Small Structure Pipe Lining	0.73 mi S of US 24	Crawfordsville	0	STBG	$544,170.00	Bridge Construction	CN	$220,931.20	$55,232.80	$276,164.00				
										Bridge ROW	RW	$20,000.00	$5,000.00	$25,000.00				
Performance Measure Impacted: Safety																		
Comments:Include DES 1500104, 1500108																		
Indiana Department of Transportation	40608 / 1700076	Init.	SR 14	Bridge Replacement, Concrete	Over Gaff Ditch, 2.27 mi E of US 41	LaPorte	0	STBG	$7,874,048.27	Bridge Construction	CN	$4,540,485.60	$1,135,121.40	$5,675,607.00				
										Bridge ROW	RW	$98,640.00	$24,660.00	$123,300.00				
Comments:Include DES 1700075, 1700077, 1700083, 1700085, 1701324, 1701478, 1701492, 1701505, 1701541, 1700076																		
Indiana Department of Transportation	41434 / 1800065	Init.	SR 114	HMA Overlay Minor Structural	US 41 to I-65	LaPorte	11.018	STBG	$8,137,516.00	Road ROW	RW	$54,400.00	$13,600.00	$68,000.00				
										Road Construction	CN	$5,461,913.60	$1,365,478.40	$20,000.00	$6,807,392.00			
Performance Measure Impacted: Pavement Condition																		
Comments:Include DES 1800062, 1800065																		
Indiana Department of Transportation	42221 / 1500682	Init.	US 41	HMA Overlay, Preventive Maintenance	From SR 14 to SR 10	LaPorte	10.406	NHPP	$6,047,171.94	Bridge Construction	CN	$409,600.00	$102,400.00	$512,000.00				
										Road Construction	CN	$5,023,817.60	$1,255,954.40	$6,279,772.00				
Performance Measure Impacted: Pavement Condition																		
Comments:Include DES 1701510, 1500682																		
Indiana Department of Transportation	42445 / 1900026	Init.	US 41	Small Structure Replacement	US 41, 3.14mi S of SR 10 JCT	LaPorte	0	NHPP	$648,327.00	Bridge Consulting	PE	$24,480.00	$6,120.00			$30,600.00		
										Bridge Construction	CN	$284,062.40	$71,015.60		$10,000.00	$345,078.00		

*Estimated Costs left to Complete Project column is for costs that may extend beyond the four years of a STIP. This column is not fiscally constrained and is for information purposes.

SPONSOR	CONTRACT # / LEAD DES	STIP NAME	ROUTE	WORK TYPE	LOCATION	DISTRICT	MILES	FEDERAL CATEGORY	Total Cost of Project*	PROGRAM	PHASE	FEDERAL	MATCH	2022	2023	2024	2025	2026
Performance Measure Impacted: Bridge Condition																		
Comments:Include DES 1900026																		
Indiana Department of Transportation	42509 / 1901471	Init.	US 41	Bridge Thin Deck Overlay	SB over Abandoned RR, 1.09mi N of SR 114	LaPorte	0	NHPP	$530,014.33	Bridge Consulting	PE	$60,400.00	$15,100.00	$75,500.00				
Performance Measure Impacted: Bridge Condition																		
Comments:Include DES 1901472, 1901471																		
Indiana Department of Transportation	43143 / 2000818	Init.	US 24	Bridge Deck Overlay	US 24 over MONTGOMERY DITCH, 03.04 E US 41	LaPorte	0	NHPP	$2,238,025.00	Bridge Consulting	PE	$92,000.00	$23,000.00			$115,000.00		
										Bridge Construction	CN	$1,415,800.00	$353,950.00		$30,000.00	$1,739,750.00		
Performance Measure Impacted: Bridge Condition																		
Comments:Include DES 2000790, 2000824, 2000818																		
Indiana Department of Transportation	43349 / 2002028	Init.	US 41	Bridge Deck Overlay	US 41 NB over KANKAKEE RIVER, 02.03 N SR 10	LaPorte	0	NHPP	$3,340,604.00	Bridge Construction	CN	$2,352,483.20	$588,120.80		$10,000.00	$10,000.00	$2,920,604.00	
										Bridge Consulting	PE	$320,000.00	$80,000.00	$400,000.00				
Performance Measure Impacted: Bridge Condition																		
Comments:Include DES 2002029, 2002028																		
Indiana Department of Transportation	43856 / 2100896	Init.	US 41	Bridge Deck Sealing	03.75 S SR 10	LaPorte	0	NHPP	$328,789.00	Bridge ROW	RW	$40,000.00	$10,000.00	$50,000.00				
										Bridge Consulting	PE	$32,000.00	$8,000.00	$40,000.00				
										Bridge Construction	CN	$191,031.20	$47,757.80		$238,789.00			
Performance Measure Impacted: Bridge Condition																		
Comments:Include DES 2100897, 2100896																		
Indiana Department of Transportation	43895 / 2100223	Init.	US 24	HMA Overlay, Preventive Maintenance	US 41 to the East Junction of SR 55	LaPorte	6.453	NHPP	$3,816,658.00	Road Construction	CN	$2,527,726.40	$631,931.60		$20,000.00	$15,000.00		$3,124,658.00
										Road Consulting	PE	$525,600.00	$131,400.00	$657,000.00				
Performance Measure Impacted: Pavement Condition																		
Comments:Include DES 2100223																		

Newton County Total

Federal: $24,234,318.20 Match :$6,058,579.80 2022: $14,202,343.00 2023: $7,556,181.00 2024: $2,380,422.00 2025: $2,920,604.00 2026: $3,233,348.00

*Estimated Costs left to Complete Project column is for costs that may extend beyond the four years of a STIP. This column is not fiscally constrained and is for information purposes.

SPONSOR	CONTRACT # / LEAD DES	STIP NAME	ROUTE	WORK TYPE	LOCATION	DISTRICT	MILES	FEDERAL CATEGORY	Total Cost of Project*	PROGRAM	PHASE	FEDERAL	MATCH	2022	2023	2024	2025	2026
Noble County																		
Noble County	1592929	Init.	VA VARI	Bridge Inspections	Countywide Bridge Inspection and Inventory Program for Cycle Years 2019-2022	Fort Wayne	0	STBG	$229,598.03	Local Bridge Program	PE	$10,972.75	$0.00	$10,972.75				
										Local Funds	PE	$0.00	$2,743.19	$2,743.19				
Performance Measure Impacted: Bridge Condition																		
Indiana Department of Transportation	40473 / 1601984	Init.	SR 9	Bridge Removal	Northport Road over SR 9, 3.74 miles N of US 6	Fort Wayne	.2	STBG	$3,827,550.00	Bridge Construction	CN	$2,313,084.00	$578,271.00	$2,891,355.00				
										Bridge ROW	RW	$72,000.00	$18,000.00	$90,000.00				
Performance Measure Impacted: Bridge Condition																		
Comments:Include DES 1600413, 1701382, 2000041, 1601984																		
Noble County	40490 / 1600678	Init.	IR 1017	Bridge Replacement, Steel	CR 400 E, Bridge No 136 over CSX RR	Fort Wayne	.13	STBG	$3,494,730.00	Local Bridge Program	CN	$2,129,500.00	$0.00		$2,129,500.00			
										Local Funds	CN	$0.00	$532,375.00		$532,375.00			
Comments:Include DES 1600678																		
Kendallville	41146 / 1702731	Init.	ST 1030	Pavement Replacement	Drake Rd: from Weston Ave., to Main St	Fort Wayne	.55	STBG	$5,220,895.00	Group III Program	CN	$3,501,948.00	$0.00		$3,501,948.00			
										Local Funds	CN	$0.00	$875,487.00		$875,487.00			
Performance Measure Impacted: Pavement Condition																		
Comments:Include DES 1702731																		
Noble County	41151 / 1702729	Init.	IR 1028	Road Reconstruction (3R/4R Standards)	CR 400N: from SR 9 to CR 150E	Fort Wayne	1.44	STBG	$3,514,970.00	Local Funds	CN	$0.00	$562,000.00		$562,000.00			
										Group IV Program	CN	$2,248,000.00	$0.00		$2,248,000.00			
Comments:Include DES 1702729																		
Indiana Department of Transportation	41546 / 1800099	Init.	US 33	Bridge Replacement, Other Construction	Bridge Over Carroll Creek, 1.16 Miles South of SR 109.	Fort Wayne	.2	NHPP	$2,821,440.00	Bridge Construction	CN	$1,932,124.00	$483,031.00		$2,415,155.00			
										Bridge ROW	RW	$32,000.00	$8,000.00	$40,000.00				
Comments:Include DES 1800099																		
Indiana Department of Transportation	42375 / 1900138	Init.	SR 3	Other Intersection Improvement	SR 3 at Waits Road, 2.22 miles S of US 6.	Fort Wayne	.37	STBG	$1,789,088.00	Safety Construction	CN	$1,101,393.60	$275,348.40			$1,376,742.00		
Performance Measure Impacted: Safety																		

*Estimated Costs left to Complete Project column is for costs that may extend beyond the four years of a STIP. This column is not fiscally constrained and is for information purposes.

SPONSOR	CONTRACT # / LEAD DES	STIP NAME	ROUTE	WORK TYPE	LOCATION	DISTRICT	MILES	FEDERAL CATEGORY	Total Cost of Project*	PROGRAM	PHASE	FEDERAL	MATCH	2022	2023	2024	2025	2026
Comments:Include DES 1900138																		
Indiana Department of Transportation	42376 / 1900052	Init.	SR 205	Bridge Replacement, Other Construction	1.26 Miles South of SR 3 Over Black Creek	Fort Wayne	.1	STBG	$1,288,112.00	Bridge Construction	CN	$754,487.20	$188,621.80	$20,000.00		$923,109.00		
										Bridge ROW	RW	$32,000.00	$8,000.00	$40,000.00				
Comments:Include DES 1900052																		
Indiana Department of Transportation	42389 / 1800040	Init.	US 6	Median Construction	US 6 at US 33 / SR 5	Fort Wayne	.24	NHPP	$774,725.00	Safety Construction	CN	$473,976.00	$118,494.00	$15,000.00		$577,470.00		
Performance Measure Impacted: Safety																		
Comments:Include DES 1800040																		
Kendallville	42771 / 1902750	Init.	ST 3000	Road Reconstruction (3R/4R Standards)	Drake Road: from Beacon Road to Weston Ave.	Fort Wayne	.758	STBG	$5,478,947.00	Local Funds	CN	$0.00	$918,721.00			$15,000.00	$903,721.00	
										Local Funds	RW	$0.00	$69,080.00	$69,080.00				
										Group III Program	CN	$3,674,884.00	$0.00			$60,000.00	$3,614,884.00	
										Group III Program	RW	$276,320.00	$0.00	$276,320.00				
Comments:Include DES 1902750																		
Noble County	42773 / 1902839	Init.	IR 6340	Bridge Replacement	Bridge 44 - CR 1050N over Waldron Lake	Fort Wayne	.12	STBG	$1,945,000.00	Local Funds	RW	$0.00	$125,000.00		$125,000.00			
										Local Bridge Program	CN	$1,288,000.00	$0.00			$1,288,000.00		
										Local Funds	CN	$0.00	$322,000.00			$322,000.00		
Performance Measure Impacted: Bridge Condition																		
Comments:Include DES 1902839																		
Noble County	42775 / 1902840	Init.	IR 6320	Bridge Rehabilitation Or Repair	Bridge 69: Rochester Road over the Elkhart River	Fort Wayne	.12	STBG	$2,412,720.00	Local Bridge Program	RW	$96,000.00	$0.00		$96,000.00			
										Local Bridge Program	CN	$1,584,000.00	$0.00					$1,584,000.00
										Local Funds	RW	$0.00	$24,000.00		$24,000.00			
										Local Funds	CN	$0.00	$396,000.00					$396,000.00
Performance Measure Impacted: Bridge Condition																		
Comments:Include DES 1902840																		

*Estimated Costs left to Complete Project column is for costs that may extend beyond the four years of a STIP. This column is not fiscally constrained and is for information purposes.

SPONSOR	CONTRACT # / LEAD DES	STIP NAME	ROUTE	WORK TYPE	LOCATION	DISTRICT	MILES	FEDERAL CATEGORY	Total Cost of Project*	PROGRAM	PHASE	FEDERAL	MATCH	2022	2023	2024	2025	2026
Noble County	42776 / 1902841	Init.	IR 6300	Road Reconstruction (3R/4R Standards)	Ball Road - Approx. 1,750 ft E of CR 750W to 2,900 ft E of 750W	Fort Wayne	.25	STBG	$827,000.00	Local Funds	RW	$0.00	$30,000.00		$30,000.00			
										Local Safety Program	CN	$550,800.00	$0.00				$550,800.00	
										Local Funds	CN	$0.00	$61,200.00				$61,200.00	
Comments:Include DES 1902841																		
Noble County	42777 / 1902842	Init.	IR 2037	Bridge Replacement	Bridge 134 - CR 225E over CSX RR	Fort Wayne	.13	STBG	$4,351,711.00	Local Bridge Program	CN	$2,737,000.00	$0.00			$16,000.00	$2,721,000.00	
										Local Bridge Program	RW	$220,000.00	$0.00		$220,000.00			
										Local Funds	RW	$0.00	$84,000.00		$84,000.00			
										Local Funds	CN	$0.00	$903,000.00			$4,000.00	$899,000.00	
Performance Measure Impacted: Bridge Condition																		
Comments:Include DES 1902842																		
Indiana Department of Transportation	43115 / 2000254	Init.	SR 3	Channel Clearing And Protection	SR 3 over Handshoe Ditch, 1.0 9 miles N of SR 8	Fort Wayne	0	STBG	$557,240.00	Bridge Construction	CN	$334,821.60	$83,705.40	$418,527.00				
Performance Measure Impacted: Safety																		
Comments:Include DES 2000244, 2000259, 2000262, 2000264, 2000328, 2000254																		
Indiana Department of Transportation	43185 / 2000980	Init.	SR 9	HMA Overlay, Preventive Maintenance	From 0.53 miles South of SR 8 to 1.07 miles North of SR 8 (Alb ion).	Fort Wayne	1.8	STBG	$1,300,120.00	Road Construction	CN	$914,496.00	$228,624.00		$1,143,120.00			
Performance Measure Impacted: Pavement Condition																		
Comments:Include DES 2000980																		
Indiana Department of Transportation	43287 / 2002234	Init.	SR 8	Small Structure Replacement	4.22 Miles East of SR 9, Large Culvert for UNT of RUMMEL BRANCH.	Fort Wayne	0	STBG	$2,582,280.00	Bridge ROW	RW	$80,000.00	$20,000.00			$100,000.00		
										Toll Lease Amendment Proceeds	PE	$178,000.00	$44,500.00	$222,500.00				
										Bridge Construction	CN	$1,436,784.00	$359,196.00				$1,795,980.00	
										Bridge Consulting	PE	$371,040.00	$92,760.00	$463,800.00				
Performance Measure Impacted: Bridge Condition																		
Comments:Include DES 2002233, 2002235, 2002234																		
Indiana Department of Transportation	43303 / 2002217	Init.	SR 3	Small Structure Replacement	0.52 Miles North of SR 8, (Sout h Junction), Large Culvert for SYCAMORE CREEK.	Fort Wayne	0	STBG	$9,674,622.00	Bridge ROW	RW	$48,000.00	$12,000.00			$60,000.00		

*Estimated Costs left to Complete Project column is for costs that may extend beyond the four years of a STIP. This column is not fiscally constrained and is for information purposes.

SPONSOR	CONTRACT # / LEAD DES	STIP NAME	ROUTE	WORK TYPE	LOCATION	DISTRICT	MILES	FEDERAL CATEGORY	Total Cost of Project*	PROGRAM	PHASE	FEDERAL	MATCH	2022	2023	2024	2025	2026
Indiana Department of Transportation	43303 / 2002217	Init.	SR 3	Small Structure Replacement	0.52 Miles North of SR 8, (South Junction), Large Culvert for SYCAMORE CREEK.	Fort Wayne	0	STBG	$9,674,622.00	Bridge Consulting	PE	$891,888.00	$222,972.00	$1,114,860.00				
										Bridge Construction	CN	$6,799,809.60	$1,699,952.40				$8,499,762.00	
Performance Measure Impacted: Bridge Condition																		
Comments:Include DES 2002208, 2002224, 2002226, 2002217																		
Indiana Department of Transportation	43309 / 2000031	Init.	US 33	Auxiliary Lanes, Passing	US 33 @ SR 109 to US 33 @ SR 5	Fort Wayne	8.7	NHPP	$4,723,112.00	Mobility Consulting	PE	$351,472.00	$87,868.00	$439,340.00				
										Mobility Construction	CN	$1,946,394.40	$486,598.60				$2,432,993.00	
										Mobility ROW	RW	$392,000.00	$98,000.00			$490,000.00		
										Bridge Construction	CN	$956,623.20	$239,155.80				$1,195,779.00	
										Bridge Consulting	PE	$132,000.00	$33,000.00	$165,000.00				
Performance Measure Impacted: Reliability and Freight Reliability																		
Comments:Include DES 2002022, 2000031																		
Indiana Department of Transportation	43310 / 2001845	Init.	SR 9	HMA Overlay Minor Structural	From US 6 to 2.0 miles North of US 6 (CR900N).	Fort Wayne	2.02	STBG	$3,096,577.00	Bridge Consulting	PE	$144,000.00	$36,000.00	$180,000.00				
										Road Construction	CN	$2,181,261.60	$545,315.40				$2,726,577.00	
										Road Consulting	PE	$152,000.00	$38,000.00	$190,000.00				
Performance Measure Impacted: Pavement Condition																		
Comments:Include DES 2001853, 2001845																		
Indiana Department of Transportation	43311 / 2002230	Init.	SR 5	Small Structure Replacement	9.80 MI North of US 30, Large Culvert for TIPPECANOE RIVER.	Fort Wayne	0	STBG	$2,928,603.00	Bridge Construction	CN	$1,982,882.40	$495,720.60				$2,478,603.00	
										Bridge Consulting	PE	$320,000.00	$80,000.00	$400,000.00				
										Bridge ROW	RW	$40,000.00	$10,000.00			$50,000.00		
Performance Measure Impacted: Bridge Condition																		
Comments:Include DES 2002230																		
Noble County	43612 / 2002967	Init.	IR 7683	HMA Overlay, Structural	Old SR 3: from SR 205 to Baseline Road	Fort Wayne	5	STBG	$6,288,900.00	Group IV Program	CN	$4,595,200.00	$0.00					$4,595,200.00
										Group IV Program	PE	$435,920.00	$0.00	$435,920.00				

*Estimated Costs left to Complete Project column is for costs that may extend beyond the four years of a STIP. This column is not fiscally constrained and is for information purposes.

SPONSOR	CONTRACT # / LEAD DES	STIP NAME	ROUTE	WORK TYPE	LOCATION	DISTRICT	MILES	FEDERAL CATEGORY	Total Cost of Project*	PROGRAM	PHASE	FEDERAL	MATCH	2022	2023	2024	2025	2026
Noble County	43612 / 2002967	Init.	IR 7683	HMA Overlay, Structural	Old SR 3: from SR 205 to Baseline Road	Fort Wayne	5	STBG	$6,288,900.00	Local Funds	CN	$0.00	$1,148,800.00					$1,148,800.00
										Local Funds	PE	$0.00	$108,980.00	$108,980.00				

Performance Measure Impacted: Pavement Condition

Comments:Include DES 2002967

Noble County Total

Federal: $49,713,082.35 Match :$12,754,520.59 2022: $7,594,397.94 2023: $13,986,585.00 2024: $5,282,321.00 2025: $27,880,299.00 2026: $7,724,000.00

*Estimated Costs left to Complete Project column is for costs that may extend beyond the four years of a STIP. This column is not fiscally constrained and is for information purposes.

SPONSOR	CONTRACT # / LEAD DES	STIP NAME	ROUTE	WORK TYPE	LOCATION	DISTRICT	MILES	FEDERAL CATEGORY	Total Cost of Project*	PROGRAM	PHASE	FEDERAL	MATCH	2022	2023	2024	2025	2026
Ohio County																		
Ohio County	38182 / 1500212	Init.	VA VARI	Bridge Inspections	Countywide Bridge Inspection and Inventory Program for Cycle Years 2019-2022	Seymour	0	STBG	$93,565.00	Local Bridge Program	PE	$7,292.00	$0.00	$7,292.00				
										Local Funds	PE	$0.00	$1,823.00	$1,823.00				
Performance Measure Impacted: Bridge Condition																		
Comments:Include DES 1500212																		
Indiana Department of Transportation	39907 / 1600615	Init.	SR 156	Slide Correction	0.7 miles W of SR 56/SR 156 W Junction	Seymour	.1	STBG	$15,393,655.00	Road Construction	CN	$11,164,120.80	$2,791,030.20		$13,955,151.00			
										Road ROW	RW	$328,000.00	$82,000.00	$410,000.00				
Performance Measure Impacted: Safety																		
Comments:Include DES 1600616, 1600617, 1600618, 1600615																		
Indiana Department of Transportation	40424 / 1701515	Init.	SR 262	Bridge Deck Overlay	02.48 mile W of SR 56 at Arnold Creek	Seymour	0	STBG	$1,219,415.65	Bridge Construction	CN	$753,218.40	$188,304.60	$941,523.00				
										Bridge ROW	RW	$12,000.00	$3,000.00	$15,000.00				
Performance Measure Impacted: Bridge Condition																		
Comments:Include DES 1701515																		
Indiana Department of Transportation	41524 / 1801046	Init.	SR 56	Small Structure Replacement	3.90 miles East of SR 262	Seymour	0	STBG	$1,478,074.00	Bridge Construction	CN	$872,159.20	$218,039.80		$1,090,199.00			
										Bridge Consulting	PE	$8,560.00	$2,140.00		$10,700.00			
										Bridge ROW	RW	$48,000.00	$12,000.00	$20,000.00	$40,000.00			
Performance Measure Impacted: Bridge Condition																		
Comments:Include DES 1802982, 1801046																		
Indiana Department of Transportation	42862 / 2000124	Init.	SR 56	Bridge Thin Deck Overlay	Bridge over Arnold Creek, 00.0 8 miles E of SR 156	Seymour	0	STBG	$967,090.00	Bridge Construction	CN	$773,672.00	$193,418.00		$967,090.00			
Performance Measure Impacted: Bridge Condition																		
Comments:Include DES 2000143, 2000270, 2000124																		
Indiana Department of Transportation	43368 / 2001949	Init.	SR 262	Small Structure Replacement	12.70 mi S of US 50	Seymour	0	STBG	$1,751,778.00	Bridge Construction	CN	$898,686.40	$224,671.60				$1,123,358.00	
										Bridge ROW	RW	$32,000.00	$8,000.00			$40,000.00		
										Bridge Consulting	PE	$470,736.00	$117,684.00	$588,420.00				
Performance Measure Impacted: Bridge Condition																		
Comments:Include DES 2001951, 2001953, 2001949																		

*Estimated Costs left to Complete Project column is for costs that may extend beyond the four years of a STIP. This column is not fiscally constrained and is for information purposes.

SPONSOR	CONTRACT # / LEAD DES	STIP NAME	ROUTE	WORK TYPE	LOCATION	DISTRICT	MILES	FEDERAL CATEGORY	Total Cost of Project*	PROGRAM	PHASE	FEDERAL	MATCH	2022	2023	2024	2025	2026
Indiana Department of Transportation	43644 / 1700125	Init.	SR 262	Small Structure Replacement	At 5.70 miles S of US 50	Seymour	0	STBG	$829,160.97	Bridge ROW	RW	$8,000.00	$2,000.00	$10,000.00				
										Bridge Construction	CN	$435,524.80	$108,881.20				$544,406.00	

Performance Measure Impacted: Bridge Condition

Comments:Include DES 1700125

Ohio County Total

Federal: $15,811,969.60 Match :$3,952,992.40 2022: $1,994,058.00 2023: $16,063,140.00 2024: $40,000.00 2025: $1,667,764.00 2026:

*Estimated Costs left to Complete Project column is for costs that may extend beyond the four years of a STIP. This column is not fiscally constrained and is for information purposes.

SPONSOR	CONTRACT # / LEAD DES	STIP NAME	ROUTE	WORK TYPE	LOCATION	DISTRICT	MILES	FEDERAL CATEGORY	Total Cost of Project*	PROGRAM	PHASE	FEDERAL	MATCH	2022	2023	2024	2025	2026
Orange County																		
Orange County	2100108	Init.	VA 1018	Bridge Inspections	Countywide Bridge Inspection and Inventory Program for Cycle Years 2022-2025	Vincennes	0	STBG	$361,995.00	Local Funds	PE	$0.00	$73,039.00	$28,490.00	$9,352.00	$24,774.00	$10,423.00	
										Local Bridge Program	PE	$292,153.00	$0.00	$113,960.00	$37,407.00	$99,095.00	$41,691.00	
Performance Measure Impacted: Bridge Condition																		
Indiana Department of Transportation	41044 / 1701048	Init.	SR 337	Bridge Replacement	Over Lost River, 03.72 mile S SR-37	Vincennes	0	STBG	$4,016,232.79	Bridge ROW	RW	$4,000.00	$1,000.00	$5,000.00				
										Bridge Construction	CN	$2,355,332.00	$588,833.00	$2,944,165.00				
Performance Measure Impacted: Bridge Condition																		
Comments:Include DES 1701048																		
Indiana Department of Transportation	41414 / 1800002	Init.	SR 60	Small Structure Pipe Lining	10.72 miles E of S Jct SR-37	Vincennes	0	STBG	$1,131,300.00	Bridge Construction	CN	$734,400.00	$183,600.00		$918,000.00			
Performance Measure Impacted: Safety																		
Comments:Include DES 2000711, 1800002																		
Indiana Department of Transportation	41451 / 1800167	Init.	SR 37	Drainage Ditch Correction	2.25 mi N of US-150 Jct.	Vincennes	0	NHPP	$689,025.00	Road Construction	CN	$422,400.00	$105,600.00		$528,000.00			
										Road ROW	RW	$12,000.00	$3,000.00	$15,000.00				
Performance Measure Impacted: Safety																		
Comments:Include DES 1800167																		
Indiana Department of Transportation	42719 / 2000710	Init.	SR 145	Bridge Thin Deck Overlay	over MOORES RIDGE BRANCH, 1.47mi S SR56	Vincennes	0	STBG	$424,800.00	Bridge Construction	CN	$216,000.00	$54,000.00		$270,000.00			
										Bridge Consulting	PE	$123,840.00	$30,960.00	$154,800.00				
Performance Measure Impacted: Bridge Condition																		
Comments:Include DES 2000729, 2000710																		
Indiana Department of Transportation	43234 / 2001937	Init.	US 150	Small Structure Replacement	over UNT, 00.50 E SR 56	Vincennes	0	STBG	$1,588,800.00	Bridge Consulting	PE	$144,000.00	$36,000.00	$180,000.00				
										Bridge ROW	RW	$7,040.00	$1,760.00			$8,800.00		
										Bridge Construction	CN	$1,120,000.00	$280,000.00				$1,400,000.00	
Performance Measure Impacted: Bridge Condition																		
Comments:Include DES 2001937																		
Indiana Department of Transportation	43250 / 2001916	Init.	SR 56	HMA Overlay, Preventive Maintenance	From 0.80 mi W. SR 145 to W. Jct US 150 (French Lick_West Baden)	Vincennes	2.637	STBG	$3,703,539.00	Road Construction	CN	$2,451,191.20	$612,797.80				$3,063,989.00	

*Estimated Costs left to Complete Project column is for costs that may extend beyond the four years of a STIP. This column is not fiscally constrained and is for information purposes.

SPONSOR	CONTRACT # / LEAD DES	STIP NAME	ROUTE	WORK TYPE	LOCATION	DISTRICT	MILES	FEDERAL CATEGORY	Total Cost of Project*	PROGRAM	PHASE	FEDERAL	MATCH	2022	2023	2024	2025	2026
Indiana Department of Transportation	43250 / 2001916	Init.	SR 56	HMA Overlay, Preventive Maintenance	From 0.80 mi W. SR 145 to W. Jct US 150 (French Lick_West Baden)	Vincennes	2.637	STBG	$3,703,539.00	Road ROW	RW	$19,200.00	$4,800.00			$24,000.00		
										Road Consulting	PE	$492,440.00	$123,110.00	$615,550.00				
Performance Measure Impacted: Pavement Condition																		
Comments:Include DES 2001916																		
Indiana Department of Transportation	43973 / 2100653	Init.	SR 56	Bridge Deck Overlay	over FRENCH LICK CREEK, 00. 12 E SR 145	Vincennes	0	STBG	$1,986,652.00	Bridge Construction	CN	$1,325,921.60	$331,480.40					$1,657,402.00
										Bridge Consulting	PE	$263,400.00	$65,850.00	$329,250.00				
Performance Measure Impacted: Bridge Condition																		
Comments:Include DES 2100645, 2100712, 2100653																		
Indiana Department of Transportation	44034 / 2100177	Init.	SR 60	Scour Protection (Erosion)	to 7.65mi E OF S JCT SR 37	Vincennes	.1	NHPP	$206,909.00	Bridge Consulting	PE	$51,200.00	$12,800.00	$64,000.00				
										Bridge Construction	CN	$114,327.20	$28,581.80			$142,909.00		
Performance Measure Impacted: Safety																		
Comments:Include DES 2100177																		

Orange County Total

Federal: $10,148,845.00 Match :$2,537,212.00 2022: $4,450,215.00 2023: $1,762,759.00 2024: $299,578.00 2025: $4,516,103.00 2026: $1,657,402.00

*Estimated Costs left to Complete Project column is for costs that may extend beyond the four years of a STIP. This column is not fiscally constrained and is for information purposes.

SPONSOR	CONTRACT # / LEAD DES	STIP NAME	ROUTE	WORK TYPE	LOCATION	DISTRICT	MILES	FEDERAL CATEGORY	Total Cost of Project*	PROGRAM	PHASE	FEDERAL	MATCH	2022	2023	2024	2025	2026
Owen County																		
Owen County	2100458	Init.	MS NA	HMA Overlay, Structural	CULROSS RD, STEUBENVILLE RD, STEUBENVILLE RD, STEUBENVILLE RD,	Crawfordsville	0	STBG	$1,146,083.55	Community Crossing Grant Fund	CN	$859,562.66	$0.00	$859,562.66				
										Local Funds	CN	$0.00	$286,520.89	$286,520.89				
Performance Measure Impacted: Pavement Condition																		
Spencer	2100502	Init.	MS NA	Pavement Replacement	AMANDA LN, BRIAR CT, RYANS RUN, TEE CT, THORNRIDGE WAY	Seymour	0	STBG	$79,795.20	Community Crossing Grant Fund	CN	$59,846.40	$0.00	$59,846.40				
										Local Funds	CN	$0.00	$19,948.80	$19,948.80				
Performance Measure Impacted: Pavement Condition																		
Spencer	2100503	Init.	MS NA	Pavement Replacement	LEE DR, SHORT ST, TANNER ST, WASHINGTON ST	Seymour	0	STBG	$77,881.80	Local Funds	CN	$0.00	$19,470.45	$19,470.45				
										Community Crossing Grant Fund	CN	$58,411.35	$0.00	$58,411.35				
Performance Measure Impacted: Pavement Condition																		
Spencer	2100504	Init.	MS NA	Pavement Replacement	EAST ST, GARDEN DR, GARDEN PARK, GARDEN PARK , PARK AV, PARK AV	Seymour	0	STBG	$103,636.00	Local Funds	CN	$0.00	$25,909.00	$25,909.00				
										Community Crossing Grant Fund	CN	$77,727.00	$0.00	$77,727.00				
Performance Measure Impacted: Pavement Condition																		
Owen County	2101187	Init.	IR 1001	Bridge Inspections	Countywide Bridge Inspection and Inventory Program for Cycle Years 2022-2023	Crawfordsville	0	STBG	$258,418.00	Local Funds	PE	$0.00	$51,684.00		$27,342.00	$24,342.00		
										Local Bridge Program	PE	$206,734.00	$0.00		$109,369.00	$97,365.00		
Performance Measure Impacted: Bridge Condition																		
Owen County	38265 / 1500243	Init.	VA VARI	Bridge Inspections	Countywide Bridge Inspection and Inventory Program for Cycle Years 2018-2021	Crawfordsville	0	STBG	$306,580.37	Local Bridge Program	PE	$12,075.73	$0.00	$12,075.73				
										Local Funds	PE	$0.00	$3,018.93	$3,018.93				
Performance Measure Impacted: Bridge Condition																		
Comments:Include DES 1500243																		
Indiana Department of Transportation	39965 / 1601019	Init.	SR 42	Small Structure Replacement	5.82 mi W of SR 243	Crawfordsville	0	STBG	$973,605.27	Bridge ROW	RW	$3,704.80	$926.20	$4,631.00				
Performance Measure Impacted: Bridge Condition																		
Comments:Include DES 1601019																		
Indiana Department of Transportation	41466 / 1800264	Init.	SR 43	Bridge Deck Overlay	02.92 miles N of SR 48 over Little Raccoon Creek	Seymour	0	STBG	$2,586,585.00	Bridge ROW	RW	$56,000.00	$14,000.00	$70,000.00				

*Estimated Costs left to Complete Project column is for costs that may extend beyond the four years of a STIP. This column is not fiscally constrained and is for information purposes.

SPONSOR	CONTRACT # / LEAD DES	STIP NAME	ROUTE	WORK TYPE	LOCATION	DISTRICT	MILES	FEDERAL CATEGORY	Total Cost of Project*	PROGRAM	PHASE	FEDERAL	MATCH	2022	2023	2024	2025	2026
Indiana Department of Transportation	41466 / 1800264	Init.	SR 43	Bridge Deck Overlay	02.92 miles N of SR 48 over Little Raccoon Creek	Seymour	0	STBG	$2,586,585.00	Bridge Consulting	PE	$60,000.00	$15,000.00		$75,000.00			
										Bridge Construction	CN	$1,650,312.00	$412,578.00		$2,062,890.00			
Performance Measure Impacted: Bridge Condition																		
Comments:Include DES 1700201, 1800264																		
Indiana Department of Transportation	41518 / 1800189	Init.	SR 46	Intersection Improvement, Roundabout	Junction of SR 43, 1.6 miles E of the ECL of Spencer	Seymour	.18	NHPP	$3,159,000.00	Safety Construction	CN	$1,672,493.60	$418,123.40		$2,090,617.00			
Performance Measure Impacted: Safety																		
Comments:Include DES 1800189																		
Indiana Department of Transportation	42847 / 2000353	Init.	SR 67	Bridge Deck Overlay	bridge over Ltl Indian Cr, CSX RR, 04.72 mile N US 231	Seymour	0	STBG	$2,708,752.00	Bridge Construction	CN	$2,008,441.60	$502,110.40			$2,510,552.00		
Performance Measure Impacted: Bridge Condition																		
Comments:Include DES 2000354, 2000355, 2000356, 2000353																		
Indiana Department of Transportation	42861 / 2000241	Init.	SR 46	Substructure Repair And Rehabilitation	over Rattlesnake Creek, 02.37 W US 231	Seymour	0	STBG	$595,790.00	Bridge Construction	CN	$384,948.00	$96,237.00	$481,185.00				
Performance Measure Impacted: Safety																		
Comments:Include DES 2000241																		
Indiana Department of Transportation	42879 / 2000372	Init.	SR 43	HMA Overlay, Preventive Maintenance	SR 48 to SR 46	Seymour	10.24	STBG	$7,126,014.00	Road Construction	CN	$5,700,811.20	$1,425,202.80		$7,126,014.00			
Performance Measure Impacted: Pavement Condition																		
Comments:Include DES 2000447, 2000372																		
Indiana Department of Transportation	43295 / 2001984	Init.	SR 43	Small Structure Paved Invert	0.80 mi S of SR 46	Seymour	0	STBG	$351,199.00	Bridge ROW	RW	$12,000.00	$3,000.00			$15,000.00		
										Bridge Construction	CN	$268,959.20	$67,239.80				$336,199.00	
Performance Measure Impacted: Safety																		
Comments:Include DES 2001984																		
Indiana Department of Transportation	43745 / 2100251	Init.	US 231	HMA Overlay, Structural	8.32 miles S of W Jct of SR 46 (Spring St) to W Jct of SR 46	Seymour	8.318	NHPP	$13,061,371.00	Road Consulting	PE	$320,000.00	$80,000.00	$400,000.00				
										Bridge Consulting	PE	$280,000.00	$70,000.00	$350,000.00				
										Road ROW	RW	$16,000.00	$4,000.00			$20,000.00		
										Bridge ROW	RW	$24,000.00	$6,000.00			$30,000.00		
										Bridge Construction	CN	$1,604,028.80	$401,007.20					$2,005,036.00

*Estimated Costs left to Complete Project column is for costs that may extend beyond the four years of a STIP. This column is not fiscally constrained and is for information purposes.

SPONSOR	CONTRACT # / LEAD DES	STIP NAME	ROUTE	WORK TYPE	LOCATION	DISTRICT	MILES	FEDERAL CATEGORY	Total Cost of Project*	PROGRAM	PHASE	FEDERAL	MATCH	2022	2023	2024	2025	2026
Indiana Department of Transportation	43745 / 2100251	Init.	US 231	HMA Overlay, Structural	8.32 miles S of W Jct of SR 46 (Spring St) to W Jct of SR 46	Seymour	8.318	NHPP	$13,061,371.00	Road Construction	CN	$8,205,068.00	$2,051,267.00			$10,000.00		$10,246,335.00
Performance Measure Impacted: Pavement Condition																		
Comments:Include DES 2100284, 2100251																		
Indiana Department of Transportation	43754 / 1900370	Init.	SR 46	Intersect. Improv. W/ Added Turn Lanes	Intersection of SR 46 and County Rd 350 E, 1 mile East of the Junction with SR 43	Seymour	.19	NHPP	$922,500.00	Safety ROW	RW	$16,000.00	$4,000.00			$20,000.00		
										Safety Consulting	PE	$96,000.00	$24,000.00		$120,000.00			
										Safety Construction	CN	$626,000.00	$156,500.00					$782,500.00
Performance Measure Impacted: Safety																		
Comments:Include DES 1900370																		
Indiana Department of Transportation	44051 / 1801017	Init.	US 231	Small Structure Replacement	3.68 mi S of SR 46	Seymour	0	NHPP	$918,655.00	Bridge Construction	CN	$565,004.00	$141,251.00		$706,255.00			
										Bridge Consulting	PE	$13,920.00	$3,480.00		$17,400.00			
										Bridge ROW	RW	$16,000.00	$4,000.00	$20,000.00				
Performance Measure Impacted: Bridge Condition																		
Comments:Include DES 1801016, 1801017																		

Owen County Total

Federal: $24,874,048.34 Match :$6,306,474.87 2022: $2,748,307.21 2023: $12,334,887.00 2024: $2,727,259.00 2025: $336,199.00 2026: $13,033,871.00

*Estimated Costs left to Complete Project column is for costs that may extend beyond the four years of a STIP. This column is not fiscally constrained and is for information purposes.

SPONSOR	CONTRACT # / LEAD DES	STIP NAME	ROUTE	WORK TYPE	LOCATION	DISTRICT	MILES	FEDERAL CATEGORY	Total Cost of Project*	PROGRAM	PHASE	FEDERAL	MATCH	2022	2023	2024	2025	2026
Parke County																		
Parke County	38266 / 1500260	Init.	VA VARI	Bridge Inspections	Countywide Bridge Inspection and Inventory Program for Cycle Years 2020-2023	Crawfordsville	0	STBG	$375,698.21	Local Funds	PE	$0.00	$35,247.73	$27,846.46	$7,401.27			
										Local Bridge Program	PE	$140,990.93	$0.00	$111,385.86	$29,605.07			
Performance Measure Impacted: Bridge Condition																		
Comments:Include DES 1500260																		
Rockville	39860 / 1600821	Init.	ST 1010	Road Reconstruction (3R/4R Standards)	S Market Street	Crawfordsville	.49	STBG	$5,773,820.00	Group IV Program	CN	$3,986,400.00	$0.00		$3,986,400.00			
										Group IV Program	RW	$188,256.00	$0.00	$188,256.00				
										Local Funds	RW	$0.00	$47,064.00	$47,064.00				
										Local Funds	CN	$0.00	$996,600.00		$996,600.00			
Comments:Include DES 1600821																		
Indiana Department of Transportation	42928 / 2000110	Init.	US 36	Bridge Thin Deck Overlay	2.59 mi E of SR 59, over Big Raccoon Creek	Crawfordsville	0	NHPP	$1,268,653.00	Bridge Construction	CN	$936,602.40	$234,150.60	$15,000.00	$1,155,753.00			
										Bridge Consulting	PE	$31,200.00	$7,800.00	$24,000.00	$15,000.00			
Performance Measure Impacted: Bridge Condition																		
Comments:Include DES 1800663, 1800665, 2000115, 2000121, 2000110																		
Indiana Department of Transportation	42930 / 2000837	Init.	SR 47	HMA Overlay, Preventive Maintenance	From US 41 to 2.46 mi S of SR 59	Crawfordsville	7.89	STBG	$5,266,200.00	Road Consulting	PE	$44,000.00	$11,000.00	$55,000.00	$0.00			
										Road Construction	CN	$4,208,960.00	$1,052,240.00		$5,261,200.00			
Performance Measure Impacted: Pavement Condition																		
Comments:Include DES 2000878, 2000837																		
Indiana Department of Transportation	42956 / 2000883	Init.	SR 59	HMA Overlay, Preventive Maintenance	From US 36 to N Jct SR 236	Crawfordsville	8.66	STBG	$3,813,447.00	Road Construction	CN	$2,411,060.80	$602,765.20			$3,013,826.00		
										Bridge Construction	CN	$1,725,260.80	$431,315.20			$2,156,576.00		
										Road Consulting	PE	$8,000.00	$2,000.00	$5,000.00	$5,000.00			
										Bridge ROW	RW	$28,000.00	$7,000.00		$35,000.00			
										Bridge Consulting	PE	$172,000.00	$43,000.00	$215,000.00				

*Estimated Costs left to Complete Project column is for costs that may extend beyond the four years of a STIP. This column is not fiscally constrained and is for information purposes.

SPONSOR	CONTRACT # / LEAD DES	STIP NAME	ROUTE	WORK TYPE	LOCATION	DISTRICT	MILES	FEDERAL CATEGORY	Total Cost of Project*	PROGRAM	PHASE	FEDERAL	MATCH	2022	2023	2024	2025	2026
Performance Measure Impacted: Pavement Condition																		
Comments:Include DES 2000418, 2000527, 2000537, 2000883																		
Indiana Department of Transportation	43117 / 1800672	Init.	SR 234	Bridge Deck Overlay	2.34 mi E of SR 63, over Branch Coal Creek	Crawfordsville	0	STBG	$934,300.00	Bridge Consulting	PE	$8,000.00	$2,000.00	$5,000.00	$5,000.00			
										Bridge Construction	CN	$624,000.00	$156,000.00		$780,000.00			
Performance Measure Impacted: Bridge Condition																		
Comments:Include DES 1800672																		
Indiana Department of Transportation	43429 / 2002047	Init.	SR 59	Scour Protection (Erosion)	6.12 mi S of US 36, over Big Raccoon Creek	Crawfordsville	0	STBG	$1,227,936.00	Bridge ROW	RW	$96,000.00	$24,000.00	$120,000.00				
										Bridge Construction	CN	$886,348.80	$221,587.20		$20,000.00		$1,087,936.00	
Performance Measure Impacted: Safety																		
Comments:Include DES 2002056, 2002057, 2002058, 2002083, 2002047																		
Indiana Department of Transportation	43823 / 2100895	Init.	US 41	Debris Removal From Channel	over Big Raccoon Creek, 4.82 mi N of SR 163	Crawfordsville	0	STBG	$109,647.00	Bridge Consulting	PE	$32,000.00	$8,000.00	$40,000.00				
										Bridge Construction	CN	$114,691.20	$28,672.80		$143,364.00			
										Bridge ROW	RW	$16,000.00	$4,000.00	$20,000.00				
Performance Measure Impacted: Safety																		
Comments:Include DES 2100891, 2100895																		
Indiana Department of Transportation	43830 / 2100173	Init.	US 36	Scour Protection (Erosion)	over unnamed creek, 0.69 mi W of US 41	Crawfordsville	0	NHPP	$251,301.00	Bridge Consulting	PE	$32,000.00	$8,000.00	$40,000.00				
										Bridge Construction	CN	$153,040.80	$38,260.20		$191,301.00			
										Bridge ROW	RW	$16,000.00	$4,000.00	$20,000.00				
Performance Measure Impacted: Safety																		
Comments:Include DES 2100922, 2100173																		

Parke County Total

Federal: $15,858,811.73 Match :$3,964,702.93 2022: $933,552.32 2023: $12,631,624.34 2024: $5,170,402.00 2025: $1,087,936.00 2026:

*Estimated Costs left to Complete Project column is for costs that may extend beyond the four years of a STIP. This column is not fiscally constrained and is for information purposes.

SPONSOR	CONTRACT # / LEAD DES	STIP NAME	ROUTE	WORK TYPE	LOCATION	DISTRICT	MILES	FEDERAL CATEGORY	Total Cost of Project*	PROGRAM	PHASE	FEDERAL	MATCH	2022	2023	2024	2025	2026
Perry County																		
Perry County	1592999	Init.	VA VARI	Bridge Inspections	Countywide Bridge Inspection and Inventory Program for Cycle Years 2019-2022	Vincennes	0	STBG	$316,975.00	Local Funds	PE	$0.00	$2,543.30	$2,543.30				
										Local Bridge Program	PE	$10,173.20	$0.00	$10,173.20				
Performance Measure Impacted: Bridge Condition																		
Indiana Department of Transportation	40727 / 1702301	Init.	I 64	Drainage Ditch Correction	4.50 miles E of SR-162	Vincennes	.478	NHPP	$3,485,711.09	Road ROW	RW	$54,000.00	$6,000.00	$60,000.00				
Performance Measure Impacted: Safety																		
Comments:Include DES 1702301																		
Tell City	41237 / 1800988	Init.	ST 1017	Bike/Pedestrian Facilities	Main Street from Jefferson Street to Highway 37/66	Vincennes	.73	STBG	$1,329,879.00	Local Funds	CN	$0.00	$278,058.96	$278,058.96				
										Local Transportation Alternatives	CN	$880,520.04	$0.00	$880,520.04				
Performance Measure Impacted: Reliability and Freight Reliability																		
Comments:Include DES 1800988																		
Indiana Department of Transportation	41409 / 1800172	Init.	SR 545	HMA Overlay, Preventive Maintenance	From SR-66 to 0.31 mi N of SR-66 (Troy)	Vincennes	.31	STBG	$4,673,216.00	Road Construction	CN	$3,032,800.00	$758,200.00		$3,791,000.00			
										Road ROW	RW	$116,000.00	$29,000.00	$145,000.00				
										Local Transportation Alternatives	CN	$95,360.00	$23,840.00		$119,200.00			
										Local Funds	CN	$23,840.00	$5,960.00		$29,800.00			
Performance Measure Impacted: Pavement Condition																		
Comments:Include DES 1800178, 1800172																		
Indiana Department of Transportation	41452 / 1800163	Init.	SR 145	Slide Correction	1.69 mi S SR-62 Jct	Vincennes	0	STBG	$831,825.00	Road ROW	RW	$10,400.00	$2,600.00	$13,000.00				
										Road Construction	CN	$520,000.00	$130,000.00		$650,000.00			
Performance Measure Impacted: Safety																		
Comments:Include DES 1800163																		
Tell City	42003 / 1802901	Init.	ST 5120	Bike/Pedestrian Facilities	Washington Street from SR 66 (12th Street) to Main Street (8th Street)	Vincennes	.3	STBG	$1,198,762.98	Local Funds	CN	$0.00	$193,672.58	$193,672.58				
										Local Transportation Alternatives	CN	$774,690.40	$0.00	$774,690.40				
Performance Measure Impacted: Reliability and Freight Reliability																		
Comments:Include DES 1802901																		

*Estimated Costs left to Complete Project column is for costs that may extend beyond the four years of a STIP. This column is not fiscally constrained and is for information purposes.

SPONSOR	CONTRACT # / LEAD DES	STIP NAME	ROUTE	WORK TYPE	LOCATION	DISTRICT	MILES	FEDERAL CATEGORY	Total Cost of Project*	PROGRAM	PHASE	FEDERAL	MATCH	2022	2023	2024	2025	2026
Perry County	42005 / 1802903	Init.	ST 2538	Road Reconstruction (3R/4R Standards)	River Road from intersection of 10th St & Boundary Way to 0.2 1 miles West of State Road 66	Vincennes	1.3	STBG	$7,380,000.00	Group IV Program	CN	$5,476,000.00	$0.00			$5,476,000.00		
										Local Funds	CN	$0.00	$1,369,000.00			$1,369,000.00		
Comments:Include DES 1802903																		
Indiana Department of Transportation	42540 / 1601064	Init.	SR 66	HMA Overlay, Preventive Maintenance	From N Jct with SR-37 to 2.05 mi E of N Jct with SR-37	Vincennes	1.521	NHPP	$1,742,441.00	Road Consulting	PE	$8,062.40	$2,015.60	$10,078.00				
										Road Construction	CN	$797,770.40	$199,442.60	$997,213.00				
										Safety Construction	CN	$400,000.00	$100,000.00	$500,000.00				
Performance Measure Impacted: Pavement Condition																		
Comments:Include DES 1902695, 1601064																		
Indiana Department of Transportation	42644 / 1902741	Init.	SR 66	Small Structure Maint and Repair	over , SR 66 1+55 E JCT SR 37	Vincennes	0	STBG	$176,400.00	Bridge Construction	CN	$80,000.00	$20,000.00	$100,000.00				
Performance Measure Impacted: Safety																		
Comments:Include DES 1902741																		
Indiana Department of Transportation	42721 / 2000732	Init.	SR 37	Bridge Rehab-Pipe Lining	over TIGE CREEK, .10mi N JCT I -64	Vincennes	0	STBG	$2,487,800.00	Bridge Construction	CN	$1,816,000.00	$454,000.00		$2,270,000.00			
Performance Measure Impacted: Bridge Condition																		
Comments:Include DES 2000718, 2000732																		
Indiana Department of Transportation	42722 / 2000882	Init.	SR 37	Small Structure Pipe Lining	over UNT, 5+79 N JCT SR 70	Vincennes	0	STBG	$4,227,177.00	Bridge Construction	CN	$2,988,000.00	$747,000.00		$3,735,000.00			
Performance Measure Impacted: Safety																		
Comments:Include DES 2000685, 2000687, 2000689, 2000882																		
Indiana Department of Transportation	42742 / 2000892	Init.	SR 70	HMA Overlay, Preventive Maintenance	From SR 37 to E. Jct. SR 66 (De rby)	Vincennes	6.2	STBG	$4,208,200.00	Bridge Construction	CN	$208,000.00	$52,000.00		$260,000.00			
										Road Construction	CN	$2,944,000.00	$736,000.00		$3,680,000.00			
										Bridge Consulting	PE	$60,000.00	$15,000.00	$75,000.00				
										Road Consulting	PE	$154,560.00	$38,640.00	$193,200.00				
Performance Measure Impacted: Pavement Condition																		
Comments:Include DES 2000864, 2100903, 2000892																		
Indiana Department of Transportation	43239 / 2002090	Init.	I 64	Bridge Deck Overlay	WB over HURRICANE CREEK, 04.73 W SR 145	Vincennes	0	NHPP	$1,601,880.00	Bridge Consulting	PE	$195,075.00	$21,675.00	$216,750.00				

*Estimated Costs left to Complete Project column is for costs that may extend beyond the four years of a STIP. This column is not fiscally constrained and is for information purposes.

SPONSOR	CONTRACT # / LEAD DES	STIP NAME	ROUTE	WORK TYPE	LOCATION	DISTRICT	MILES	FEDERAL CATEGORY	Total Cost of Project*	PROGRAM	PHASE	FEDERAL	MATCH	2022	2023	2024	2025	2026
Indiana Department of Transportation	43239 / 2002090	Init.	I 64	Bridge Deck Overlay	WB over HURRICANE CREEK, 04.73 W SR 145	Vincennes	0	NHPP	$1,601,880.00	Bridge Construction	CN	$1,098,900.00	$122,100.00				$1,221,000.00	
Performance Measure Impacted: Bridge Condition																		
Comments:Include DES 2002089, 2002090																		
Tell City	43608 / 2002971	Init.	VA 8143	Bike/Pedestrian Facilities	East Side of State Route 66 from Washington Street to William Tell Boulevard in Tell City	Vincennes	.64	STBG	$1,590,813.08	Local Transportation Alternatives	PE	$189,440.00	$0.00	$189,440.00				
										Local Transportation Alternatives	RW	$35,600.00	$0.00			$35,600.00		
										Local Funds	CN	$0.00	$245,881.82					$245,881.82
										Local Funds	RW	$0.00	$89,000.00			$89,000.00		
										Local Funds	PE	$0.00	$47,360.00	$47,360.00				
										Local Transportation Alternatives	CN	$983,531.26	$0.00					$983,531.26
Performance Measure Impacted: Reliability and Freight Reliability																		
Comments:Include DES 2002971																		
Indiana Department of Transportation	43709 / 1602118	Init.	SR 66	Slide Correction	Approximately 5.85 miles W of E Jct SR-70 Derby	Vincennes	.02	STBG	$1,141,340.00	Road Construction	CN	$717,872.00	$179,468.00					$897,340.00
Performance Measure Impacted: Safety																		
Comments:Include DES 1602119, 1602118																		
Indiana Department of Transportation	43967 / 2100257	Init.	I 64	HMA Overlay, Preventive Maintenance	From 3.21 miles E of SR 162 to 0.26 mi W of SR145	Vincennes	5.787	NHPP	$13,562,724.00	Road Consulting	PE	$990,000.00	$110,000.00	$1,100,000.00				
										Road Construction	CN	$9,160,160.40	$1,017,795.60					$10,177,956.00
										Bridge Construction	CN	$1,841,191.20	$204,576.80					$2,045,768.00
										Bridge Consulting	PE	$215,100.00	$23,900.00	$239,000.00				
Performance Measure Impacted: Pavement Condition																		
Comments:Include DES 2100167, 2100257																		

Perry County Total

Federal: $35,877,046.30 Match :$7,224,730.26 2022: $6,025,699.48 2023: $14,535,000.00 2024: $6,969,600.00 2025: $1,221,000.00 2026: $14,350,477.08

*Estimated Costs left to Complete Project column is for costs that may extend beyond the four years of a STIP. This column is not fiscally constrained and is for information purposes.

SPONSOR	CONTRACT # / LEAD DES	STIP NAME	ROUTE	WORK TYPE	LOCATION	DISTRICT	MILES	FEDERAL CATEGORY	Total Cost of Project*	PROGRAM	PHASE	FEDERAL	MATCH	2022	2023	2024	2025	2026
Pike County																		
Pike County	1593000	Init.	VA VARI	Bridge Inspections	Countywide Bridge Inspection and Inventory Program for Cycle Years 2019-2022	Vincennes	0	STBG	$375,018.70	Local Funds	PE	$0.00	$5,275.38	$5,275.38				
										Local Bridge Program	PE	$21,101.52	$0.00	$21,101.52				
Performance Measure Impacted: Bridge Condition																		
Pike County	39841 / 1600724	Init.	IR 1016	Road Rehabilitation (3 R/4R Standards)	CR 350 N Pike County Indiana Road Rehabilitation	Vincennes	1.44	STBG	$3,076,251.50	Local Funds	CN	$0.00	$713,425.00	$713,425.00				
										Group IV Program	CN	$1,825,700.00	$0.00	$1,825,700.00				
Comments:Include DES 1600724																		
Petersburg	39848 / 1600725	Init.	ST 1001	Other Type Project (Miscellaneous)	Along Main Street (SR 56/ SR 57) from 4th Street to 9th Street (SR 61)	Vincennes	.4	STBG	$2,385,615.00	Local Transportation Alternatives	CN	$1,621,056.00	$0.00	$1,621,056.00				
										Local Funds	CN	$0.00	$405,264.00	$405,264.00				
Performance Measure Impacted: Safety																		
Comments:Include DES 1600725																		
Indiana Department of Transportation	40553 / 1700150	Init.	SR 356	Bridge Replacement	Over Mud Creek, 04.69 miles East SR-57	Vincennes	0	STBG	$1,928,605.36	Bridge ROW	RW	$18,400.00	$4,600.00	$23,000.00				
										Bridge Construction	CN	$5,875,312.80	$1,468,828.20	$7,344,141.00				
Performance Measure Impacted: Bridge Condition																		
Comments:Include DES 1700160, 1700166, 1900785, 1700150																		
Indiana Department of Transportation	40591 / 1601052	Init.	SR 56	HMA Overlay, Preventive Maintenance	From 0.93 mi W (South) Jct of SR-57 to E (North) Jct with SR57/SR61	Vincennes	1.378	STBG	$2,817,951.00	Safety Construction	CN	$403,200.00	$100,800.00	$504,000.00				
										Road Construction	CN	$1,375,354.40	$343,838.60	$1,719,193.00				
Performance Measure Impacted: Pavement Condition																		
Comments:Include DES 1601057, 1700211, 2001798, 1601052																		
Indiana Department of Transportation	41408 / 1800170	Init.	SR 64	Slide Correction	0.23 mi W of SR-61 Jct.	Vincennes	0	STBG	$494,775.00	Road Construction	CN	$284,000.00	$71,000.00		$355,000.00			
Performance Measure Impacted: Safety																		
Comments:Include DES 1800170																		
Pike County	42008 / 1802900	Init.	IR 1932	Road Reconstruction (3R/4R Standards)	CR 300N from SR 56/61 to Indiana Southern Railroad	Vincennes	.95	STBG	$5,637,600.00	Group IV Program	CN	$3,296,000.00	$0.00			$3,296,000.00		
										Local Funds	CN	$0.00	$888,000.00			$888,000.00		

*Estimated Costs left to Complete Project column is for costs that may extend beyond the four years of a STIP. This column is not fiscally constrained and is for information purposes.

SPONSOR	CONTRACT # / LEAD DES	STIP NAME	ROUTE	WORK TYPE	LOCATION	DISTRICT	MILES	FEDERAL CATEGORY	Total Cost of Project*	PROGRAM	PHASE	FEDERAL	MATCH	2022	2023	2024	2025	2026
Pike County	42008 / 1802900	Init.	IR 1932	Road Reconstruction (3R/4R Standards)	CR 300N from SR 56/61 to Indiana Southern Railroad	Vincennes	.95	STBG	$5,637,600.00	Local Bridge Program	CN	$256,000.00	$0.00			$256,000.00		
										Group IV Program	RW	$416,000.00	$0.00	$416,000.00				
										Local Funds	RW	$0.00	$104,000.00	$104,000.00				
Comments:Include DES 1802899, 1802900																		
Indiana Department of Transportation	42717 / 2000868	Init.	I 69	Bridge Thin Deck Overlay	CR 150N/PATOKA R FLOODPL, 2.43mi N SR 64-SBL	Vincennes	.84	NHPP	$14,876,600.00	Bridge Construction	CN	$11,090,700.00	$1,232,300.00		$12,323,000.00			
										Bridge Consulting	PE	$612,270.00	$68,030.00	$680,300.00				
Performance Measure Impacted: Bridge Condition																		
Comments:Include DES 2000634, 2000637, 2000644, 2000646, 2000648, 2000649, 2000653, 2000655, 2000658, 2000664, 2000666, 2000676, 2000677, 2000679, 2000693, 2000694, 2000695, 2000696, 2000697, 2000698, 2000703, 2000705, 2000707, 2000709, 2000712, 2000714, 2000719, 2000725, 2000727, 2000866, 2000868																		
Indiana Department of Transportation	42727 / 2000528	Init.	I 69	Bridge Thin Deck Overlay	Over E Fork White River, CR 700S, 5.06 mi N of SR 356, NBL	Vincennes	0	NHPP	$13,949,000.00	Bridge Consulting	PE	$947,790.00	$105,310.00	$1,053,100.00				
										Bridge Construction	CN	$9,765,000.00	$1,085,000.00			$10,850,000.00		
Performance Measure Impacted: Bridge Condition																		
Comments:Include DES 2000489, 2000490, 2000491, 2000493, 2000496, 2000520, 2000523, 2000525, 2000616, 2000618, 2000619, 2000621, 2000623, 2000624, 2000626, 2000627, 2000629, 2000631, 2000632, 2000645, 2000647, 2000652, 2000656, 2000657, 2000661, 2000662, 2000665, 2000667, 2000668, 2000669, 2000671, 2000673, 2000674, 2000675, 2000702, 2000704, 2000706, 2000708, 2000726, 2000728, 2000528																		
Indiana Department of Transportation	42748 / 2000860	Init.	SR 61	HMA Overlay, Preventive Maintenance	From 0.81 mi N of SR 68 (N Town Limits Lynnville) to SR 64	Vincennes	11.36	STBG	$4,509,741.00	Bridge Construction	CN	$441,200.00	$110,300.00			$551,500.00		
										Road ROW	RW	$120,000.00	$30,000.00		$150,000.00			
										Road Construction	CN	$2,756,000.00	$689,000.00		$25,000.00	$3,420,000.00		
Performance Measure Impacted: Pavement Condition																		
Comments:Include DES 2000650, 2000736, 2000860																		
Indiana Department of Transportation	43975 / 2100709	Init.	SR 56	Bridge Thin Deck Overlay	over N&S RR, 01.67 E SR 61	Vincennes	0	STBG	$616,000.00	Bridge Consulting	PE	$120,800.00	$30,200.00	$151,000.00				
										Bridge Construction	CN	$372,000.00	$93,000.00					$465,000.00
Performance Measure Impacted: Bridge Condition																		
Comments:Include DES 2100715, 2100709																		
Indiana Department of Transportation	44029 / 2101098	Init.	SR 56	Curve Correction	From 0.15 mi S (E) of I 69 to 0.2 5 mi S (E) of I 69	Vincennes	.11	STBG	$1,430,102.00	District Other Consulting	PE	$314,480.00	$78,620.00	$393,100.00				
										District Other ROW	RW	$32,000.00	$8,000.00	$40,000.00				

*Estimated Costs left to Complete Project column is for costs that may extend beyond the four years of a STIP. This column is not fiscally constrained and is for information purposes.

SPONSOR	CONTRACT # / LEAD DES	STIP NAME	ROUTE	WORK TYPE	LOCATION	DISTRICT	MILES	FEDERAL CATEGORY	Total Cost of Project*	PROGRAM	PHASE	FEDERAL	MATCH	2022	2023	2024	2025	2026
Indiana Department of Transportation	44029 / 2101098	Init.	SR 56	Curve Correction	From 0.15 mi S (E) of I 69 to 0.2 5 mi S (E) of I 69	Vincennes	.11	STBG	$1,430,102.00	District Other Construction	CN	$769,601.60	$192,400.40	$962,002.00				

Performance Measure Impacted: Safety

Comments:Include DES 2101098

Pike County Total

Federal: $42,733,966.32 Match :$7,827,191.58 2022: $17,981,657.90 2023: $12,853,000.00 2024: $19,261,500.00 2025: 2026: $465,000.00

*Estimated Costs left to Complete Project column is for costs that may extend beyond the four years of a STIP. This column is not fiscally constrained and is for information purposes.

SPONSOR	CONTRACT # / LEAD DES	STIP NAME	ROUTE	WORK TYPE	LOCATION	DISTRICT	MILES	FEDERAL CATEGORY	Total Cost of Project*	PROGRAM	PHASE	FEDERAL	MATCH	2022	2023	2024	2025	2026
Porter County																		
Portage	1173430	Init.	ST 1012	HMA Overlay Minor Structural	Central Ave. reconstruction from 0.1 miles east of Willowdale Rd to 0.05 miles	LaPorte	2.08	STBG		Northwest Indiana MPO	CN	$1,304,528.00	$0.00	$1,304,528.00				
										Local Funds	PE	$0.00	$94,618.00	$94,618.00				
										Demonstration Fund Program	PE	$56,085.00	$0.00	$56,085.00				
										Local Funds	CN	$0.00	$520,000.00	$520,000.00				
										Local Funds	RW	$0.00	$100,000.00	$100,000.00				
										Northwest Indiana MPO	RW	$400,000.00	$0.00	$400,000.00				
										Northwest Indiana MPO	PE	$378,472.00	$0.00	$378,472.00				
Performance Measure Impacted: Pavement Condition																		
Indiana Department of Transportation	1701521	Init.	SR 520	HMA Overlay, Preventive Maintenance	US 20 to US 12	LaPorte	.247	NHPP	$225,677.00	Road Construction	CN	$180,541.60	$45,135.40				$225,677.00	
Performance Measure Impacted: Pavement Condition																		
Porter County	2100109	Init.	IR 1001	Bridge Inspections	Countywide Bridge Inspection and Inventory Program for Cycle Years 2022 & 2023	LaPorte	0	Multiple	$364,770.00	Local Funds	PE	$0.00	$364,770.00	$176,108.00	$23,886.00	$153,137.00	$11,639.00	
Performance Measure Impacted: Bridge Condition																		
Indiana Department of Transportation	39043 / 1296364	Init.	SR 49	Bridge Painting	Bridge over Amtrak, 0.33 miles N of I-94	LaPorte	0	NHPP	$3,109,812.00	Toll Lease Amendment Proceeds	PE	$0.00	$247,000.00		$247,000.00			
										Toll Lease Amendment Proceeds	CN	$0.00	$2,735,072.00		$2,735,072.00			
Performance Measure Impacted: Bridge Condition																		
Indiana Department of Transportation	39308 / 1592882	Init.	I 94	Storm Sewer Repair Or Replacement	I94 from the I-80/90 Interchange (Toll Road) to 0.43 miles East of SR49	LaPorte	10.12	NHPP	$15,000,000.00	Toll Lease Amendment Proceeds	CN	$0.00	$15,000,000.00		$15,000,000.00			
Performance Measure Impacted: Safety																		
Indiana Department of Transportation	39491 / 1600500	Init.	SR 249	Replace Superstructure	US 12, 2 RR, 2 Roads, 2.0 mi N of I-94	LaPorte	0	NHPP	$25,300,000.00	Bridge Construction	CN	$0.00	$21,478,760.00	$21,478,760.00				
Performance Measure Impacted: Bridge Condition																		
Valparaiso	40648 / 1702150	Init.	ST 1001	Intersection Improvement	US 30 from 1,000' W of Sturdy Rd to 1,000' E of Silhavy Rd	LaPorte	0	STBG	$3,953,125.00	Route Transfer/relinquishment	CN	$0.00	$3,953,125.00	$3,953,125.00				
Performance Measure Impacted: Safety																		
Valparaiso	40649 / 1702151	Init.	ST 1001	Landscaping	US 30 from 600' W of Hayes Leonard Rd to Industrial Drive, Landscaping	LaPorte	0	STBG		Route Transfer/relinquishment	CN	$2,859,607.90	$0.00		$2,859,607.90			
Performance Measure Impacted: Safety																		

*Estimated Costs left to Complete Project column is for costs that may extend beyond the four years of a STIP. This column is not fiscally constrained and is for information purposes.

SPONSOR	CONTRACT # / LEAD DES	STIP NAME	ROUTE	WORK TYPE	LOCATION	DISTRICT	MILES	FEDERAL CATEGORY	Total Cost of Project*	PROGRAM	PHASE	FEDERAL	MATCH	2022	2023	2024	2025	2026
Porter County	41169 / 1702821	Init.	ST 1035	Bridge Replacement, Other Construction	Mineral Spring Rd. over Little Calumet River - 1/2 mile south of U.S. 20	LaPorte	.25	STBG		Local Bridge Program	CN	$484,800.00	$0.00		$484,800.00			
										Local Funds	CN	$0.00	$121,200.00		$121,200.00			
Porter County	41171 / 1702827	Init.	IR 1032	Bridge Replacement, Other Construction	Replace Bridge on Smoke Road over Jones Ditch	LaPorte	.25	STBG	$945,450.00	Local Bridge Program	CN	$432,800.00	$0.00	$432,800.00				
										Local Funds	CN	$0.00	$512,650.00	$512,650.00				
Porter County	41172 / 1702828	Init.	IR 1034	Bridge Replacement, Other Construction	CR 250 East (Brummit Rd) over Little Calumet River (E of Town of Chesterton)	LaPorte	.25	STBG	$2,045,729.00	Local Funds	CN	$0.00	$1,389,729.00	$1,389,729.00				
										Local Bridge Program	CN	$656,000.00	$0.00	$656,000.00				
Indiana Department of Transportation	41438 / 1703005	Init.	US 30	Bridge Replacement	Us 30@.-Crooked Creek, 03.52 E SR 49	LaPorte	0	NHPP	$3,024,569.00	Toll Lease Amendment Proceeds	CN	$0.00	$2,923,964.00	$30,000.00	$2,893,964.00			
										Toll Lease Amendment Proceeds	RW	$0.00	$40,000.00	$40,000.00				
Performance Measure Impacted: Bridge Condition																		
Indiana Department of Transportation	41577 / 1702995	Init.	SR 49	Intersect. Improv. W/ Added Turn Lanes	SR 49 @ I-80, Intersection of SR49 at Gateway Blvd/I-80/I-90 Ramp	LaPorte	0	NHPP	$13,372,618.00	Toll Lease Amendment Proceeds	CN	$10,178,094.40	$2,544,523.60	$330,000.00	$12,392,618.00			
Performance Measure Impacted: Safety																		
Porter County	42061 / 1802941	Init.	IR 1156	Bridge Replacement	Bridge Replacement - C.R. 200 West (Babcock Rd) over Damon Run Bridge #131	LaPorte	.3	STBG		Local Funds	PE	$0.00	$1,380,000.00	$0.00		$1,380,000.00		
										Local Funds	CN	$0.00	$276,000.00			$276,000.00		
										Local Bridge Program	CN	$1,104,000.00	$0.00			$1,104,000.00		
Performance Measure Impacted: Bridge Condition																		
Porter County	42063 / 1802932	Init.	ST 2393	Bridge Replacement	Bridge #149 Waverly Road over the Little Calumet River	LaPorte	.1	STBG	$2,645,000.00	Local Funds	CN	$0.00	$529,000.00			$529,000.00		
										Local Bridge Program	CN	$2,116,000.00	$0.00			$2,116,000.00		
Performance Measure Impacted: Bridge Condition																		
Indiana Department of Transportation	42170 / 1700296	Init.	I 94	Bridge Painting	EBL over US 20, Willow Creek & CSX RR, 0.90mi E of I-90	LaPorte	0	NHPP	$6,792,158.00	Toll Lease Amendment Proceeds	CN	$0.00	$6,118,678.00	$6,118,678.00				
										Toll Lease Amendment Proceeds	PE	$0.00	$565,000.00	$565,000.00				

*Estimated Costs left to Complete Project column is for costs that may extend beyond the four years of a STIP. This column is not fiscally constrained and is for information purposes.

SPONSOR	CONTRACT # / LEAD DES	STIP NAME	ROUTE	WORK TYPE	LOCATION	DISTRICT	MILES	FEDERAL CATEGORY	Total Cost of Project*	PROGRAM	PHASE	FEDERAL	MATCH	2022	2023	2024	2025	2026
Performance Measure Impacted: Bridge Condition																		
Indiana Department of Transportation	42219 / 1901365	Init.	SR 2	HMA Overlay, Preventive Maintenance	0.88mi N of US 231 to US 30	LaPorte	12.57	STBG	$7,675,016.00	Toll Lease Amendment Proceeds	PE	$240,000.00	$60,000.00	$300,000.00				
										Toll Lease Amendment Proceeds	CN	$5,221,212.80	$1,305,303.20	$6,526,516.00				
Performance Measure Impacted: Pavement Condition																		
Indiana Department of Transportation	42249 / 1600701	Init.	SR 149	Vertical Sight Correction	Intersection of SR 149 at CR 875 N / Robbins Road	LaPorte	0	NHPP	$1,432,198.00	Toll Lease Amendment Proceeds	CN	$0.00	$1,277,198.00	$1,277,198.00				
Performance Measure Impacted: Safety																		
Indiana Department of Transportation	42443 / 1900016	Init.	SR 2	Small Structure Replacement	SR 2, 2.65mi W JCT of US 30	LaPorte	0	STBG	$2,009,600.00	Bridge Construction	CN	$1,083,760.00	$270,940.00		$50,000.00	$1,304,700.00		
										Bridge Consulting	PE	$55,920.00	$13,980.00			$69,900.00		
Performance Measure Impacted: Bridge Condition																		
Indiana Department of Transportation	42450 / 1900036	Init.	SR 49	Replace Superstructure	SR 49 NB at Coffee Creek, 1.85 mi S of I-94	LaPorte	0	NHPP	$4,443,298.00	Bridge Construction	CN	$3,082,638.40	$770,659.60		$45,000.00	$3,808,298.00		
										Bridge Consulting	PE	$176,000.00	$44,000.00			$220,000.00		
Performance Measure Impacted: Bridge Condition																		
Indiana Department of Transportation	42495 / 1901364	Init.	US 6	HMA Overlay, Preventive Maintenance	2.44mi W of SR 149 (Scottsdale Rd) to SR 149	LaPorte	2.5	NHPP	$2,614,563.00	Toll Lease Amendment Proceeds	CN	$1,654,690.40	$413,672.60	$2,068,363.00				
										Toll Lease Amendment Proceeds	PE	$120,000.00	$30,000.00	$150,000.00				
Performance Measure Impacted: Pavement Condition																		
Indiana Department of Transportation	42502 / 1901401	Init.	SR 2	Bridge Painting	SR 49 NB at SR 2 EB/WB, 1.13 mi N of US 30	LaPorte	0	STBG	$1,108,000.00	Bridge Construction	CN	$750,400.00	$187,600.00				$938,000.00	
										Bridge Consulting	PE	$96,000.00	$24,000.00			$80,000.00	$40,000.00	
Performance Measure Impacted: Bridge Condition																		
Indiana Department of Transportation	43029 / 2000610	Init.	US 6	HMA Overlay, Preventive Maintenance	SR 149 to SR 49	LaPorte	4.04	NHPP	$2,256,079.00	Road Consulting	PE	$48,000.00	$12,000.00			$60,000.00		
										Road Construction	CN	$1,518,463.20	$379,615.80			$1,898,079.00		
Performance Measure Impacted: Pavement Condition																		
Indiana Department of Transportation	43031 / 2000614	Init.	SR 49	HMA Overlay, Preventive Maintenance	0.1 mi. N. of US 12 (NICTD Bridge) to Dunes State Park Entrance	LaPorte	.48	NHPP		Toll Lease Amendment Proceeds	CN	$4,000.00	$1,000.00		$5,000.00			
										Road Consulting	PE	$71,680.00	$17,920.00			$89,600.00		

*Estimated Costs left to Complete Project column is for costs that may extend beyond the four years of a STIP. This column is not fiscally constrained and is for information purposes.

SPONSOR	CONTRACT # / LEAD DES	STIP NAME	ROUTE	WORK TYPE	LOCATION	DISTRICT	MILES	FEDERAL CATEGORY	Total Cost of Project*	PROGRAM	PHASE	FEDERAL	MATCH	2022	2023	2024	2025	2026
Indiana Department of Transportation	43031 / 2000614	Init.	SR 49	HMA Overlay, Preventive Maintenance	0.1 mi. N. of US 12 (NICTD Bridge) to Dunes State Park Entrance	LaPorte	.48	NHPP		Road Construction	CN	$535,928.00	$133,982.00			$669,910.00		
Performance Measure Impacted: Pavement Condition																		
Indiana Department of Transportation	43063 / 1800628	Init.	US 20	Bridge Painting	@.-CSX RR, 1.30mi W of SR 249	LaPorte	0	NHPP	$694,097.00	Toll Lease Amendment Proceeds	CN	$1,444,380.00	$0.00		$1,444,380.00			
Performance Measure Impacted: Bridge Condition																		
Indiana Department of Transportation	43129 / 1703009	Init.	SR 49	Bridge Replacement	Sr 49@.-Ahlgrim Ditch, 03.10 N SR 8	LaPorte	0	STBG	$931,767.00	Toll Lease Amendment Proceeds	RW	$0.00	$30,000.00	$30,000.00				
										Bridge Construction	CN	$0.00	$811,367.00			$811,367.00		
Performance Measure Impacted: Bridge Condition																		
Portage	43165 / 1902124	Init.	IR 1015	Road Rehabilitation (3 R/4R Standards)	Road Rehabilitation on Crisman Rd from McCasland Ave to Old Porter Rd	LaPorte	1.2	STBG		Local Funds	CN	$0.00	$685,576.19	$685,576.19				
										Demonstration Fund Program	CN	$2,579,081.54	$0.00	$2,579,081.54				
										Northwest Indiana MPO	CN	$163,223.20	$0.00	$163,223.20				
Indiana Department of Transportation	43258 / 2001808	Init.	VA VARI	Traffic Signals Modernization	Various Locations Throughout Porter County	LaPorte	0	Multiple		Toll Lease Amendment Proceeds	PE	$80,000.00	$20,000.00	$100,000.00				
										Toll Lease Amendment Proceeds	CN	$1,868,000.00	$467,000.00	$10,000.00	$2,325,000.00			
Performance Measure Impacted: Safety																		
Indiana Department of Transportation	43331 / 2001935	Init.	SR 49	Small Structure Pipe Lining	SR 49 over DITCH, 0.22 S CALUMET ROAD	LaPorte	0	NHPP		Toll Lease Amendment Proceeds	PE	$48,000.00	$12,000.00	$60,000.00				
										Bridge Construction	CN	$236,324.00	$59,081.00				$295,405.00	
Performance Measure Impacted: Safety																		
Indiana Department of Transportation	43332 / 2002038	Init.	SR 49	Bridge Deck Overlay	SR 49 NB over I-90 EB/WB, 01.61 N US 6	LaPorte	0	NHPP	$3,826,134.00	Bridge Construction	CN	$2,580,907.20	$645,226.80		$15,000.00	$15,000.00	$3,196,134.00	
										Toll Lease Amendment Proceeds	PE	$480,000.00	$120,000.00	$600,000.00				
Performance Measure Impacted: Bridge Condition																		
Indiana Department of Transportation	43337 / 2002079	Init.	SR 249	Bridge Deck Overlay	SR 249 NB over LITTLE CALUMET RIVER, 00.71 N I-94	LaPorte	0	NHPP	$3,668,853.00	Toll Lease Amendment Proceeds	PE	$560,000.00	$140,000.00	$700,000.00				
										Bridge Construction	CN	$2,375,082.40	$593,770.60		$15,000.00	$15,000.00	$2,938,853.00	
Performance Measure Impacted: Bridge Condition																		

*Estimated Costs left to Complete Project column is for costs that may extend beyond the four years of a STIP. This column is not fiscally constrained and is for information purposes.

SPONSOR	CONTRACT # / LEAD DES	STIP NAME	ROUTE	WORK TYPE	LOCATION	DISTRICT	MILES	FEDERAL CATEGORY	Total Cost of Project*	PROGRAM	PHASE	FEDERAL	MATCH	2022	2023	2024	2025	2026
Indiana Department of Transportation	43355 / 2002344	Init.	I 94	Bridge Deck Overlay	WAVERLY ROAD over I-94 EB/ WB, 01.12 W SR 49	LaPorte	0	NHPP	$826,466.00	Bridge Construction	CN	$743,819.40	$82,646.60		$5,000.00	$5,000.00	$816,466.00	
Performance Measure Impacted: Bridge Condition																		
Indiana Department of Transportation	43360 / 2001994	Init.	US 6	Bridge Thin Deck Overlay	US 6 over CSX RR, 01.92 E SR 49	LaPorte	0	NHPP		Bridge Construction	CN	$246,132.80	$61,533.20			$40,000.00	$267,666.00	
										Toll Lease Amendment Proceeds	PE	$28,800.00	$7,200.00	$36,000.00				
										Bridge Consulting	PE	$24,000.00	$6,000.00				$30,000.00	
Performance Measure Impacted: Bridge Condition																		
Indiana Department of Transportation	43433 / 2000819	Init.	SR 49	Bridge Deck Overlay	SR 49 over REEVES DITCH, 03. 26 S SR 8	LaPorte	0	NHPP	$2,519,205.00	Bridge Consulting	PE	$68,000.00	$17,000.00			$85,000.00		
										Bridge Construction	CN	$1,776,004.00	$444,001.00		$70,000.00	$2,150,005.00		
Performance Measure Impacted: Bridge Condition																		
Indiana Department of Transportation	43442 / 2000414	Init.	I 94	Bridge Thin Deck Overlay	I 94 EB over N&S RR, 01.36 E US 20	LaPorte	0	NHPP		Toll Lease Amendment Proceeds	PE	$2,250.00	$250.00	$2,500.00				
										Toll Lease Amendment Proceeds	CN	$121,500.00	$13,500.00	$55,000.00	$80,000.00			
										Bridge Construction	CN	$7,054,277.40	$783,808.60	$60,000.00	$80,000.00	$7,698,086.00		
										Bridge ROW	RW	$18,000.00	$2,000.00		$10,000.00	$10,000.00		
										Bridge Consulting	PE	$349,200.00	$38,800.00	$86,000.00		$302,000.00		
Performance Measure Impacted: Bridge Condition																		
Indiana Department of Transportation	43664 / 1701446	Init.	SR 2	Small Structure - New	Over Hutton Ditch, 2.28 mi E of SR 49	LaPorte	0	STBG	$2,750,613.00	Toll Lease Amendment Proceeds	CN	$0.00	$2,715,313.00	$2,715,313.00				
Performance Measure Impacted: Bridge Condition																		
Indiana Department of Transportation	43807 / 1701443	Init.	US 20	Small Structure Replacement	0.36 mi E of SR 149	LaPorte	0	NHPP		Toll Lease Amendment Proceeds	CN	$0.00	$1,735,517.00	$1,735,517.00				
Performance Measure Impacted: Bridge Condition																		
Indiana Department of Transportation	44146 / 1801376	Init.	SR 49	Intersect. Improv. W/ Added Turn Lanes	Intersections at CR 1100N and Porter Ave	LaPorte	3.026	STBG		Toll Lease Amendment Proceeds	CN	$1,440,018.40	$360,004.60		$1,800,023.00			
										Toll Lease Amendment Proceeds	RW	$512,000.00	$128,000.00	$50,000.00	$590,000.00			
										Toll Lease Amendment Proceeds	PE	$3,200.00	$800.00	$4,000.00				
Performance Measure Impacted: Safety																		

*Estimated Costs left to Complete Project column is for costs that may extend beyond the four years of a STIP. This column is not fiscally constrained and is for information purposes.

SPONSOR	CONTRACT # / LEAD DES	STIP NAME	ROUTE	WORK TYPE	LOCATION	DISTRICT	MILES	FEDERAL CATEGORY	Total Cost of Project*	PROGRAM	PHASE	FEDERAL	MATCH	2022	2023	2024	2025	2026

Porter County Total

Federal: $59,611,822.04 Match :$75,861,491.79 2022: $58,530,840.93 2023: $43,292,550.90 2024: $24,890,082.00 2025: $8,759,840.00 2026:

*Estimated Costs left to Complete Project column is for costs that may extend beyond the four years of a STIP. This column is not fiscally constrained and is for information purposes.

SPONSOR	CONTRACT # / LEAD DES	STIP NAME	ROUTE	WORK TYPE	LOCATION	DISTRICT	MILES	FEDERAL CATEGORY	Total Cost of Project*	PROGRAM	PHASE	FEDERAL	MATCH	2022	2023	2024	2025	2026
Posey County																		
Indiana Department of Transportation	1801246	Init.	I 64	Bridge Replacement, Other Construction	Payment to Illinois - I 64 EB over the Wabash River	Vincennes	0	NHPP	$23,000,000.00	Bridge Construction	CN	$19,800,000.00	$2,200,000.00		$22,000,000.00			
Indiana Department of Transportation	1801247	Init.	I 64	Bridge Replacement, Other Construction	Payment to Illinois - I 64 WB over the Wabash River	Vincennes	0	NHPP	$23,000,000.00	Bridge Construction	CN	$19,800,000.00	$2,200,000.00		$22,000,000.00			
Indiana Department of Transportation	1902652	Init.	I 64	Rest Area Modernization	Black River Welcome Center Renovation	Vincennes	.57	NHPP	$33,332,738.00	Statewide Consulting	PE	$1,965,600.00	$218,400.00	$2,184,000.00				
										Statewide Construction	CN	$28,080,000.00	$3,120,000.00		$7,800,000.00	$23,400,000.00		
Performance Measure Impacted: Reliability and Freight Reliability																		
Mount Vernon	2000773	Init.	ST 1019	Railroad Protection	Smith Rd - Evansville Wester Railway, Inc. - DOT #342791J	Vincennes	0	STBG	$340,000.00	Local Funds	CN	$0.00	$34,000.00	$34,000.00				
										Local Safety Program - 130	CN	$306,000.00	$0.00	$306,000.00				
Performance Measure Impacted: Transit																		
Mount Summit	2000774	Init.	ST 1020	Railroad Protection	Smith Rd & Givens Rd - Evansville Wester Railway, Inc. - DOT #342792R	Vincennes	0	STBG	$340,000.00	Local Funds	CN	$0.00	$34,000.00		$34,000.00			
										Local Safety Program - 130	CN	$306,000.00	$0.00		$306,000.00			
Performance Measure Impacted: Transit																		
Mount Vernon	2000776	Init.	ST 1021	Railroad Protection	Givens Rd - Evansville Wester Railway, Inc. - DOT#342606M	Vincennes	0	STBG	$340,000.00	Local Safety Program - 130	CN	$306,000.00	$0.00	$306,000.00				
										Local Funds	CN	$0.00	$34,000.00	$34,000.00				
Performance Measure Impacted: Transit																		
Mount Vernon	2000779	Init.	ST 1022	Railroad Protection	Wolfing St & 8th St - Evansville Wester Railway, Inc. - DOT #34 2612R	Vincennes	0	STBG	$340,000.00	Local Safety Program - 130	CN	$306,000.00	$0.00	$306,000.00				
										Local Funds	CN	$0.00	$34,000.00	$34,000.00				
Performance Measure Impacted: Transit																		
Posey County	2100104	Init.	IR 1001	Bridge Inspections	Countywide Bridge Inspection and Inventory Program for Cycle Years 2022-2025	Vincennes	0	STBG	$391,830.00	Local Bridge Program	PE	$313,464.00	$0.00	$145,530.00	$19,549.00	$126,548.00	$21,837.00	
										Local Funds	PE	$0.00	$78,366.00	$36,383.00	$4,887.00	$31,637.00	$5,459.00	
Performance Measure Impacted: Bridge Condition																		
Indiana Department of Transportation	36394 / 0401325	Init.	I 64	Bridge Replacement, Other Construction	EBL & WBL Bridge over Wabash River - Payment to IL (NBIs 33175 & 33174)	Vincennes	0	NHPP	$1,901,486.73	Bridge Construction	CN	$0.00	$0.00	$0.00				

*Estimated Costs left to Complete Project column is for costs that may extend beyond the four years of a STIP. This column is not fiscally constrained and is for information purposes.

SPONSOR	CONTRACT # / LEAD DES	STIP NAME	ROUTE	WORK TYPE	LOCATION	DISTRICT	MILES	FEDERAL CATEGORY	Total Cost of Project*	PROGRAM	PHASE	FEDERAL	MATCH	2022	2023	2024	2025	2026
Comments:Include DES 0401325																		
Indiana Department of Transportation	39421 / 2000891	Init.	SR 66	HMA Overlay, Preventive Maintenance	From SR 165 to 4.3 mi W of SR 65 (Beginning of 4 Lane Section)	Vincennes	6.71	STBG	$5,471,042.00	Safety Construction	CN	$1,353,195.20	$338,298.80		$1,691,494.00			
										Road Consulting	PE	$604,080.00	$151,020.00	$755,100.00				
										Safety Consulting	PE	$405,958.40	$101,489.60	$507,448.00				
										Road Construction	CN	$2,013,600.00	$503,400.00		$2,517,000.00			
Performance Measure Impacted: Pavement Condition																		
Comments:Include DES 1902861, 2000891																		
Indiana Department of Transportation	40567 / 1601062	Init.	SR 65	Pavement Replacement	From 0.6 mile S of W Jct with SR-68 to E Jct with SR-68 (Cynthiana)	Vincennes	1.97	STBG	$9,819,037.59	Road ROW	RW	$170,400.00	$42,600.00	$213,000.00				
										Road Construction	CN	$4,663,006.40	$1,165,751.60	$5,828,758.00				
										District Other ROW	RW	$9,600.00	$2,400.00	$12,000.00				
										District Other Construction	CN	$184,000.00	$46,000.00	$230,000.00				
Performance Measure Impacted: Pavement Condition																		
Comments:Include DES 2001716, 1601062																		
Indiana Department of Transportation	42108 / 1900777	Init.	SR 62	Bridge Deck Overlay	EB Bridge over Mcfadden Creek, 01.17 mi W SR-69	Vincennes	0	NHPP	$2,049,481.00	Bridge Construction	CN	$1,639,584.80	$409,896.20	$2,049,481.00				
Performance Measure Impacted: Bridge Condition																		
Comments:Include DES 1900779, 1900777																		
Indiana Department of Transportation	42738 / 2000920	Init.	SR 69	Concrete Pavement Restoration (CPR)	From E. Jct. SR 62 to 3.90 mi N. E. Jct. SR 62 (Concrete Section)	Vincennes	3.88	NHPP	$1,528,200.00	Road Consulting	PE	$130,560.00	$32,640.00	$163,200.00				
										Road Construction	CN	$1,092,000.00	$273,000.00	$5,000.00	$1,360,000.00			
Performance Measure Impacted: Pavement Condition																		
Comments:Include DES 2000920																		
Indiana Department of Transportation	42739 / 2000885	Init.	SR 69	HMA Overlay, Preventive Maintenance	From 8.22 mi S. of S SR 62 (Hovey Lake) to 3.54 mi S. SR 62 (End Asphalt Sect./Begin	Vincennes	4.67	STBG	$1,474,000.00	Road Construction	CN	$1,072,000.00	$268,000.00		$1,340,000.00			
										Road Consulting	PE	$107,200.00	$26,800.00	$134,000.00				
Performance Measure Impacted: Pavement Condition																		
Comments:Include DES 2000885																		

*Estimated Costs left to Complete Project column is for costs that may extend beyond the four years of a STIP. This column is not fiscally constrained and is for information purposes.

SPONSOR	CONTRACT # / LEAD DES	STIP NAME	ROUTE	WORK TYPE	LOCATION	DISTRICT	MILES	FEDERAL CATEGORY	Total Cost of Project*	PROGRAM	PHASE	FEDERAL	MATCH	2022	2023	2024	2025	2026
Indiana Department of Transportation	42765 / 2000855	Init.	SR 269	HMA Overlay, Preventive Maintenance	From SR 69 to End of Road (Harmonie State Park)	Vincennes	.89	STBG	$270,000.00	Road Construction	CN	$216,000.00	$54,000.00			$270,000.00		
Performance Measure Impacted: Pavement Condition																		
Comments:Include DES 2000855																		
Mount Vernon	42808 / 1902787	Init.	ST 2441	Road Reconstruction (3R/4R Standards)	Mount Vernon, Posey County, Tile Factory Road begins at SR 62 and ends at Mockingbird	Vincennes	.75	STBG	$6,558,636.00	Group III Program	RW	$57,600.00	$0.00			$57,600.00		
										Local Funds	RW	$0.00	$14,400.00			$14,400.00		
										Group III Program	CN	$4,216,228.80	$0.00				$4,216,228.80	
										Local Funds	CN	$0.00	$1,167,977.20				$1,167,977.20	
										Local Bridge Program	CN	$455,680.00	$0.00				$455,680.00	
Comments:Include DES 2002583, 1902787																		
Indiana Department of Transportation	42816 / 2000865	Init.	SR 68	HMA Overlay, Preventive Maintenance	From SR 69 to S. Jct SR 165	Vincennes	6.42	STBG	$1,991,000.00	Road Construction	CN	$1,448,000.00	$362,000.00		$1,810,000.00			
										Road Consulting	PE	$144,800.00	$36,200.00	$181,000.00				
Performance Measure Impacted: Pavement Condition																		
Comments:Include DES 2000865																		
Indiana Department of Transportation	43212 / 2002376	Init.	SR 62	Drainage Ditch Correction	From 1.17 miles east of SR 62/ SR 69 intersection to 2.29 miles east of SR 62/SR 69	Vincennes	0	NHPP	$1,252,342.86	District Other Construction	CN	$416,000.00	$104,000.00	$520,000.00				
Performance Measure Impacted: Safety																		
Comments:Include DES 2002377, 2101322, 2002376																		
Indiana Department of Transportation	43243 / 2002052	Init.	SR 62	Bridge Maintenance And Repair	over WABASH RIV, HERMAN ISLAND, 00.00 AT STATE LINE	Vincennes	.23	STBG	$6,422,241.00	Bridge Construction	CN	$4,611,200.00	$1,152,800.00				$5,764,000.00	
										Bridge Consulting	PE	$526,592.80	$131,648.20	$658,241.00				
Performance Measure Impacted: Bridge Condition																		
Comments:Include DES 2002053, 2002052																		
Indiana Department of Transportation	43657 / 1593065	Init.	SR 66	Bridge Replacement	Over Rock Bottom Creek, 4.85 miles E of SR-165	Vincennes	0	STBG	$1,403,420.00	Bridge Construction	CN	$936,000.00	$234,000.00	$1,170,000.00				
										Bridge ROW	RW	$2,400.00	$600.00	$3,000.00				
Performance Measure Impacted: Bridge Condition																		
Comments:Include DES 1593065																		

*Estimated Costs left to Complete Project column is for costs that may extend beyond the four years of a STIP. This column is not fiscally constrained and is for information purposes.

SPONSOR	CONTRACT # / LEAD DES	STIP NAME	ROUTE	WORK TYPE	LOCATION	DISTRICT	MILES	FEDERAL CATEGORY	Total Cost of Project*	PROGRAM	PHASE	FEDERAL	MATCH	2022	2023	2024	2025	2026
Indiana Department of Transportation	43968 / 2100565	Init.	I 64	Replace Superstructure	WBL over FLAT RUN DITCH, 00 .59 W SR 165	Vincennes	0	NHPP	$4,074,782.00	Bridge Construction	CN	$3,289,303.80	$365,478.20					$3,654,782.00
										Bridge Consulting	PE	$378,000.00	$42,000.00	$420,000.00				
Performance Measure Impacted: Bridge Condition																		
Comments:Include DES 2100566, 2100565																		
Indiana Department of Transportation	43996 / 2101161	Init.	SP 66	HMA Overlay, Preventive Maintenance	From ILL/IN State line to 0.10 mi W SR 69 (New Harmony)	Vincennes	0	STBG	$1,431,230.00	Road Construction	CN	$984,984.00	$246,246.00					$1,231,230.00
										Road ROW	RW	$16,000.00	$4,000.00			$20,000.00		
										Road Consulting	PE	$144,000.00	$36,000.00	$180,000.00				
Performance Measure Impacted: Pavement Condition																		
Comments:Include DES 2101161																		

Posey County Total

Federal: $102,471,038.20 Match :$15,265,411.80 2022: $16,416,141.00 2023: $60,882,930.00 2024: $23,920,185.00 2025: $11,631,182.00 2026: $4,886,012.00

*Estimated Costs left to Complete Project column is for costs that may extend beyond the four years of a STIP. This column is not fiscally constrained and is for information purposes.

SPONSOR	CONTRACT # / LEAD DES	STIP NAME	ROUTE	WORK TYPE	LOCATION	DISTRICT	MILES	FEDERAL CATEGORY	Total Cost of Project*	PROGRAM	PHASE	FEDERAL	MATCH	2022	2023	2024	2025	2026
Pulaski County																		
Pulaski County	1592164	Init.	VA VARI	Bridge Inspections	Countywide Bridge Inspection and Inventory Program for Cycle Years 2018-2021	LaPorte	0	STBG	$214,560.34	Local Funds	PE	$0.00	$698.87	$698.87				
										Local Bridge Program	PE	$2,795.49	$0.00	$2,795.49				
Performance Measure Impacted: Bridge Condition																		
Winamac	2100544	Init.	MS NA	Pavement Replacement	MAIN ST from Riverside to Dead-End at Town Park (Park's Pedestrian Bridge)	LaPorte	0	STBG	$162,563.00	Community Crossing Grant Fund	CN	$126,225.00	$0.00	$126,225.00				
										Local Funds	CN	$0.00	$42,075.00	$42,075.00				
Performance Measure Impacted: Pavement Condition																		
Pulaski County	2100973	Init.	IR 1001	Bridge Inspections	Countywide Bridge Inspection and Inventory for Cycle Years 2022-2023	LaPorte	0	STBG	$153,186.00	Local Funds	PE	$0.00	$30,638.00		$16,689.00	$13,949.00		
										Local Bridge Program	PE	$122,548.00	$0.00		$66,754.00	$55,794.00		
Performance Measure Impacted: Bridge Condition																		
Winamac	41170 / 1702823	Init.	ST 1001	Bike/Pedestrian Facilities	Winamac - Downtown Sidewalks and lighting including locations along US 35	LaPorte	1.136	STBG	$1,478,250.00	Local Funds	CN	$0.00	$259,950.00		$259,950.00			
										Local Transportation Alternatives	CN	$1,039,800.00	$0.00		$1,039,800.00			
Performance Measure Impacted: Reliability and Freight Reliability																		
Comments:Include DES 1702823																		
Indiana Department of Transportation	41443 / 1800182	Init.	SR 14	HMA Overlay, Structural	From the N Jct of US 35 to SR 17 - FDR	LaPorte	8.598	STBG	$10,854,839.00	Road Construction	CN	$6,742,079.20	$1,685,519.80	$30,000.00	$8,397,599.00			
										Road ROW	RW	$40,000.00	$10,000.00	$50,000.00				
										Road Consulting	PE	$394,400.00	$98,600.00		$493,000.00			
Performance Measure Impacted: Pavement Condition																		
Comments:Include DES 1800064, 1800182																		
Indiana Department of Transportation	42434 / 1703034	Init.	SR 14	Small Structure Replacement	2.8mi E of US 35	LaPorte	0	STBG	$996,365.00	Bridge Consulting	PE	$63,176.00	$15,794.00			$78,970.00		
										Bridge Construction	CN	$452,025.60	$113,006.40		$25,000.00	$540,032.00		
Performance Measure Impacted: Bridge Condition																		
Comments:Include DES 1900022, 2000747, 1703034																		
Indiana Department of Transportation	42456 / 1900065	Init.	US 421	HMA Overlay Minor Structural	US 421 from S JCT of SR 14 to N JCT of SR 14	LaPorte	2.02	NHPP	$1,821,474.00	Road Construction	CN	$1,086,633.60	$271,658.40		$75,000.00	$1,283,292.00		

*Estimated Costs left to Complete Project column is for costs that may extend beyond the four years of a STIP. This column is not fiscally constrained and is for information purposes.

SPONSOR	CONTRACT # / LEAD DES	STIP NAME	ROUTE	WORK TYPE	LOCATION	DISTRICT	MILES	FEDERAL CATEGORY	Total Cost of Project*	PROGRAM	PHASE	FEDERAL	MATCH	2022	2023	2024	2025	2026
Indiana Department of Transportation	42456 / 1900065	Init.	US 421	HMA Overlay Minor Structural	US 421 from S JCT of SR 14 to N JCT of SR 14	LaPorte	2.02	NHPP	$1,821,474.00	Road Consulting	PE	$80,000.00	$20,000.00			$100,000.00		
Performance Measure Impacted: Pavement Condition																		
Comments:Include DES 1900065																		
Indiana Department of Transportation	43014 / 2000795	Init.	SR 119	Bridge Deck Overlay	SR 119 over INDIAN CREEK, 02.62 N SR 16	LaPorte	0	STBG	$616,158.00	Bridge Consulting	PE	$45,600.00	$11,400.00			$57,000.00		
										Bridge Construction	CN	$333,186.40	$83,296.60		$10,000.00	$406,483.00		
Performance Measure Impacted: Bridge Condition																		
Comments:Include DES 2000795																		
Indiana Department of Transportation	43330 / 2002292	Init.	SR 39	Small Structure Replacement	SR 39, 2.52 N JCT SR 14	LaPorte	0	STBG	$281,478.00	Bridge Construction	CN	$181,982.40	$45,495.60		$10,000.00		$217,478.00	
										Bridge Consulting	PE	$43,200.00	$10,800.00	$30,000.00			$24,000.00	
Performance Measure Impacted: Bridge Condition																		
Comments:Include DES 2002292																		
Indiana Department of Transportation	43391 / 2002399	Init.	SR 119	Small Structures & Drains Construction	13 Locations on SR 119 between RP's 5.07 to 16.83 in Pulaski and White Counties	LaPorte	11.73	STBG	$906,400.00	Bridge Consulting	PE	$67,360.00	$16,840.00	$84,200.00				
										Bridge ROW	RW	$8,000.00	$2,000.00	$10,000.00				
										Bridge Construction	CN	$649,760.00	$162,440.00				$812,200.00	
Performance Measure Impacted: Safety																		
Comments:Include DES 2002399																		
Indiana Department of Transportation	43903 / 2100226	Init.	US 35	HMA Overlay, Preventive Maintenance	0.94 mi. N. of SR 119 (Quigley Marsh Ditch) to S. Jct of SR 10	LaPorte	9.759	NHPP	$9,180,902.00	Road Consulting	PE	$1,370,400.00	$342,600.00	$1,401,000.00				$312,000.00
										Road Construction	CN	$5,974,321.60	$1,493,580.40			$46,000.00		$7,421,902.00
Performance Measure Impacted: Pavement Condition																		
Comments:Include DES 2100227, 2100226																		
Indiana Department of Transportation	43905 / 2100836	Init.	SR 39	Small Structure Pipe Lining	over UNT to Burbank Ditch, 0.2 3 mi S of Starke County Line	LaPorte	0	STBG	$491,880.00	Bridge Consulting	PE	$32,800.00	$8,200.00	$41,000.00				
										Bridge Construction	CN	$320,704.00	$80,176.00			$10,000.00	$5,000.00	$385,880.00
										Bridge ROW	RW	$40,000.00	$10,000.00		$50,000.00			
Performance Measure Impacted: Safety																		
Comments:Include DES 2100836																		

*Estimated Costs left to Complete Project column is for costs that may extend beyond the four years of a STIP. This column is not fiscally constrained and is for information purposes.

SPONSOR	CONTRACT # / LEAD DES	STIP NAME	ROUTE	WORK TYPE	LOCATION	DISTRICT	MILES	FEDERAL CATEGORY	Total Cost of Project*	PROGRAM	PHASE	FEDERAL	MATCH	2022	2023	2024	2025	2026
Indiana Department of Transportation	43924 / 2100240	Init.	SR 119	HMA Overlay, Preventive Maintenance	0.7 mi. S. of US 35 to US 35 (Winamac)	LaPorte	.667	STBG	$2,068,325.00	Road Consulting	PE	$141,600.00	$35,400.00	$177,000.00				
										Road Construction	CN	$1,333,060.00	$333,265.00			$15,000.00	$5,000.00	$1,646,325.00
										Road ROW	RW	$180,000.00	$45,000.00		$225,000.00			
Performance Measure Impacted: Pavement Condition																		
Comments:Include DES 2100240																		
Indiana Department of Transportation	44037 / 2002510	Init.	SP PARK	Institution & Park Road Maintenance	Jasper-Pulaski Tree Nursery - repaving the loop roads and the parking areas	LaPorte	0	STBG	$305,000.00	DNR/INST Construction	CN	$178,580.80	$44,645.20	$223,226.00				
Performance Measure Impacted: Pavement Condition																		
Comments:Include DES 2002510																		

Pulaski County Total

Federal: $21,050,238.09 Match :$5,273,079.27 2022: $2,218,220.36 2023: $10,668,792.00 2024: $2,606,520.00 2025: $1,063,678.00 2026: $9,766,107.00

*Estimated Costs left to Complete Project column is for costs that may extend beyond the four years of a STIP. This column is not fiscally constrained and is for information purposes.

SPONSOR	CONTRACT # / LEAD DES	STIP NAME	ROUTE	WORK TYPE	LOCATION	DISTRICT	MILES	FEDERAL CATEGORY	Total Cost of Project*	PROGRAM	PHASE	FEDERAL	MATCH	2022	2023	2024	2025	2026
Putnam County																		
Putnam County	38267 / 1500251	Init.	VA VARI	Bridge Inspections	Countywide Bridge Inspection and Inventory Program for Cycle Years 2019-2022	Crawfordsville	0	STBG	$397,239.10	Local Bridge Program	PE	$12,565.73	$0.00	$12,565.73				
										Local Funds	PE	$0.00	$3,141.43	$3,141.43				
Performance Measure Impacted: Bridge Condition																		
Comments:Include DES 1500251																		
Indiana Department of Transportation	40573 / 1700121	Init.	US 231	HMA Overlay Minor Structural	From 0.03 mi S of SR 240 to 1.6 1 mi N of SR 240 (Greencastle)	Crawfordsville	1.63	NHPP	$10,197,502.85	Road ROW	RW	$360,000.00	$90,000.00	$450,000.00				
										Local Funds	CN	$198,588.68	$49,647.17	$248,235.85				
										Road Construction	CN	$6,141,269.60	$1,535,317.40	$7,676,587.00				
Performance Measure Impacted: Pavement Condition																		
Comments:Include DES 2001579, 1700121																		
Indiana Department of Transportation	40576 / 1701570	Init.	US 231	Small Structure Replacement	0.10 mi S of SR 236 W JCT, Over Unnamed Ditch/Creek	Crawfordsville	0	NHPP	$3,188,047.00	Bridge Construction	CN	$1,836,957.60	$459,239.40	$2,296,197.00				
										Bridge ROW	RW	$77,600.00	$19,400.00	$97,000.00				
Performance Measure Impacted: Bridge Condition																		
Comments:Include DES 1600980, 1701569, 1800147, 1800157, 1701570																		
Indiana Department of Transportation	40742 / 1700091	Init.	US 231	Auxiliary Lanes, Accel & Decel or Turn Lanes	From 0.27 mi N to 1.05 mi N of I-70	Crawfordsville	.756	NHPP	$4,322,402.00	Mobility Construction	CN	$2,942,437.60	$735,609.40	$3,678,047.00				
										Mobility ROW	RW	$80,000.00	$20,000.00	$100,000.00				
Performance Measure Impacted: Reliability and Freight Reliability																		
Comments:Include DES 1700091																		
Putnam County	40871 / 1800245	Init.	IR 1029	Bridge Replacement	CR 400 West over CSX RR	Crawfordsville	.095	STBG	$2,788,777.00	Local Funds	CN	$0.00	$477,093.40	$477,093.40				
										Local Bridge Program	CN	$1,951,173.60	$0.00	$1,951,173.60				
Performance Measure Impacted: Bridge Condition																		
Comments:Include DES 1800245																		
Greencastle	40875 / 1800238	Init.	ST 1016	Road Reconstruction (3R/4R Standards)	Locust Street from Franklin Street to Seminary Street	Crawfordsville	.2	STBG	$2,008,988.00	Group III Program	CN	$1,284,506.40	$0.00		$1,284,506.40			
										Local Funds	CN	$0.00	$321,126.60		$321,126.60			
Comments:Include DES 1800238																		

*Estimated Costs left to Complete Project column is for costs that may extend beyond the four years of a STIP. This column is not fiscally constrained and is for information purposes.

SPONSOR	CONTRACT # / LEAD DES	STIP NAME	ROUTE	WORK TYPE	LOCATION	DISTRICT	MILES	FEDERAL CATEGORY	Total Cost of Project*	PROGRAM	PHASE	FEDERAL	MATCH	2022	2023	2024	2025	2026
Indiana Department of Transportation	41589 / 1800074	Init.	US 231	Bridge Replacement	over Doe Creek; 0.33 mi N of SR 42	Crawfordsville	0	NHPP	$3,179,948.32	Bridge Consulting	PE	$8,000.00	$2,000.00	$10,000.00				
										Bridge Construction	CN	$2,150,264.00	$537,566.00		$2,687,830.00			
										Bridge ROW	RW	$16,000.00	$4,000.00	$10,000.00	$10,000.00			
Performance Measure Impacted: Bridge Condition																		
Comments:Include DES 1800151, 1800074																		
Indiana Department of Transportation	41593 / 1800123	Init.	SR 42	Small Structure Pipe Lining	2.45 mi W of US 231	Crawfordsville	0	STBG	$2,238,211.00	Bridge ROW	RW	$33,600.00	$8,400.00	$42,000.00				
										Bridge Construction	CN	$1,090,536.80	$272,634.20		$1,363,171.00			
										Bridge Consulting	PE	$117,640.00	$29,410.00	$67,050.00	$80,000.00			
Performance Measure Impacted: Safety																		
Comments:Include DES 1800113, 1800114, 1800117, 1800126, 1800123																		
Indiana Department of Transportation	41612 / 1800190	Init.	SR 240	HMA Overlay Minor Structural	From 1.68 mi E of US 231 (India napolis Rd) to 4.17 mi E of US 231	Crawfordsville	2.477	STBG	$2,879,659.00	Road Consulting	PE	$0.00	$0.00		$0.00			
										Road ROW	RW	$19,200.00	$4,800.00	$24,000.00				
										Road Construction	CN	$2,104,103.20	$526,025.80		$2,630,129.00			
Performance Measure Impacted: Pavement Condition																		
Comments:Include DES 1800190																		
Indiana Department of Transportation	42048 / 1900736	Init.	US 231	Bridge Painting	over Big Raccoon Creek, 00.07 mi N of N Jct SR 236	Crawfordsville	0	NHPP	$1,626,315.00	Bridge Construction	CN	$1,200,837.60	$300,209.40	$1,501,047.00				
Performance Measure Impacted: Bridge Condition																		
Comments:Include DES 1900679, 1900680, 1900736																		
Indiana Department of Transportation	42057 / 1900725	Init.	I 70	Small Structure Replacement	3.00 mi W of CR 1100	Crawfordsville	0	NHPP	$1,305,565.00	Bridge Construction	CN	$1,049,503.50	$116,611.50	$1,166,115.00				
Performance Measure Impacted: Bridge Condition																		
Comments:Include DES 1900725																		
Indiana Department of Transportation	42241 / 1900175	Init.	US 36	Bridge Replacement	over Moccasin Branch, 3.83 mi W of US 231	Crawfordsville	0	NHPP	$2,590,494.00	Bridge ROW	RW	$56,000.00	$14,000.00		$70,000.00			
										Bridge Consulting	PE	$4,000.00	$1,000.00	$5,000.00				
										Bridge Construction	CN	$1,953,835.20	$488,458.80			$2,442,294.00		
Performance Measure Impacted: Bridge Condition																		

*Estimated Costs left to Complete Project column is for costs that may extend beyond the four years of a STIP. This column is not fiscally constrained and is for information purposes.

SPONSOR	CONTRACT # / LEAD DES	STIP NAME	ROUTE	WORK TYPE	LOCATION	DISTRICT	MILES	FEDERAL CATEGORY	Total Cost of Project*	PROGRAM	PHASE	FEDERAL	MATCH	2022	2023	2024	2025	2026
Comments:Include DES 1900325, 1900175																		
Indiana Department of Transportation	42427 / 2000409	Init.	US 40	Bridge Thin Deck Overlay	7.04 mi E of SR 59, over Johnson Branch	Crawfordsville	0	NHPP	$241,494.00	Bridge Construction	CN	$193,195.20	$48,298.80			$241,494.00		
										Bridge Consulting	PE	$20,000.00	$5,000.00	$25,000.00				
Performance Measure Impacted: Bridge Condition																		
Comments:Include DES 2000409																		
Indiana Department of Transportation	42538 / 1902062	Init.	US 231	Small Structures & Drains Construction	Various Locations (3) in Putnam County	Crawfordsville	2.88	NHPP	$965,915.00	Bridge Construction	CN	$635,468.00	$158,867.00		$794,335.00			
Performance Measure Impacted: Safety																		
Comments:Include DES 2001171, 1902062																		
Indiana Department of Transportation	42934 / 2000869	Init.	US 36	HMA Overlay, Preventive Maintenance	From 4.36 mi E of US 231 to 0.1 8 mi E of SR 75	Crawfordsville	8.33	NHPP	$3,279,559.00	Road Construction	CN	$2,563,647.20	$640,911.80		$3,204,559.00			
										Road Consulting	PE	$60,000.00	$15,000.00	$75,000.00	$0.00			
Performance Measure Impacted: Pavement Condition																		
Comments:Include DES 2000869																		
Indiana Department of Transportation	42942 / 2000851	Init.	SR 240	Concrete Pavement Restoration (CPR)	From US 231 to 1.68 mi E of US 231 (Indianapolis Rd)	Crawfordsville	1.68	STBG	$1,027,321.00	Road Consulting	PE	$52,480.00	$13,120.00	$65,600.00				
										Road Construction	CN	$761,856.80	$190,464.20		$952,321.00			
Performance Measure Impacted: Pavement Condition																		
Comments:Include DES 2000851																		
Indiana Department of Transportation	43376 / 2002393	Init.	VA VARI	Install New Guardrail	Various Locations on US 40, SR 75, & I-70	Crawfordsville	0	STBG	$303,083.00	Safety Construction	CN	$203,562.40	$50,890.60	$254,453.00				
Performance Measure Impacted: Safety																		
Comments:Include DES 2002393																		
Indiana Department of Transportation	43432 / 2002199	Init.	US 40	Small Structure Replacement	1.84 mi E of US 231	Crawfordsville	0	NHPP	$2,956,540.00	Bridge Consulting	PE	$160,000.00	$40,000.00	$200,000.00				
										Bridge Construction	CN	$1,802,076.80	$450,519.20		$15,000.00		$2,237,596.00	
										Bridge ROW	RW	$124,000.00	$31,000.00	$155,000.00				
Performance Measure Impacted: Bridge Condition																		
Comments:Include DES 2002195, 2002202, 2002199																		
Indiana Department of Transportation	43434 / 2002032	Init.	US 231	Bridge Deck Overlay	0.07 mi N of N Jct SR 236; over Big Raccoon Creek	Crawfordsville	0	NHPP	$1,739,726.00	Bridge Construction	CN	$1,304,420.80	$326,105.20				$1,630,526.00	
Performance Measure Impacted: Bridge Condition																		
Comments:Include DES 2002362, 2002032																		

*Estimated Costs left to Complete Project column is for costs that may extend beyond the four years of a STIP. This column is not fiscally constrained and is for information purposes.

SPONSOR	CONTRACT # / LEAD DES	STIP NAME	ROUTE	WORK TYPE	LOCATION	DISTRICT	MILES	FEDERAL CATEGORY	Total Cost of Project*	PROGRAM	PHASE	FEDERAL	MATCH	2022	2023	2024	2025	2026
Indiana Department of Transportation	43439 / 2002321	Init.	I 70	Drainage Ditch Correction	SR 59 to US 231	Crawfordsville	17.93	NHPP	$825,227.00	Road Construction	CN	$742,704.30	$82,522.70				$825,227.00	
Performance Measure Impacted: Safety																		
Comments:Include DES 2002321																		
Indiana Department of Transportation	43440 / 2001831	Init.	US 40	HMA Overlay Minor Structural	From 7.86 mi E of SR 59 (Big Walnut Creek Bridge) 0.3 mi W of SR 243 (22.806-29.1068)	Crawfordsville	6.301	NHPP	$14,538,838.00	Road Construction	CN	$10,347,070.40	$2,586,767.60				$12,933,838.00	
										Road Consulting	PE	$1,044,000.00	$261,000.00	$1,305,000.00				
										Road ROW	RW	$240,000.00	$60,000.00	$300,000.00				
Performance Measure Impacted: Pavement Condition																		
Comments:Include DES 2001832, 2001834, 2001831																		
Indiana Department of Transportation	43568 / 2002323	Init.	I 70	Drainage Ditch Correction	US 231 to 8.5 miles W of SR 39 (Little Point interchange)	Crawfordsville	10.75	NHPP	$370,388.00	Road Construction	CN	$333,349.20	$37,038.80			$370,388.00		
Performance Measure Impacted: Safety																		
Comments:Include DES 2002323																		
Indiana Department of Transportation	43685 / 2100186	Init.	I 70	HMA Overlay, Preventive Maintenance	From 0.66 mi W of US 231 to 0. 43 mi W of Little Point Rd. IC	Crawfordsville	9.816	NHPP	$23,709,118.00	Bridge Consulting	PE	$540,000.00	$60,000.00	$600,000.00				
										Road Consulting	PE	$1,350,000.00	$150,000.00	$1,500,000.00				
										Road Construction	CN	$12,199,494.60	$1,355,499.40					$13,554,994.00
										Bridge Construction	CN	$7,135,761.60	$792,862.40			$109,410.00		$7,819,214.00
Performance Measure Impacted: Pavement Condition																		
Comments:Include DES 1500650, 1500651, 2100971, 2100972, 2100186																		
Indiana Department of Transportation	43700 / 2100269	Init.	US 36	Small Structures & Drains Construction	From US 231 to 3.76 mi E of US 231	Crawfordsville	3.753	NHPP	$1,726,531.00	Bridge Consulting	PE	$288,800.00	$72,200.00	$361,000.00				
										Bridge Construction	CN	$1,092,424.80	$273,106.20					$1,365,531.00
Performance Measure Impacted: Safety																		
Comments:Include DES 2100270, 2100271, 2100272, 2100269																		
Indiana Department of Transportation	43701 / 2001085	Init.	I 70	Debris Removal From Channel	4.51 mi W of SR 243, WB over Big Walnut Creek	Crawfordsville	0	NHPP	$132,242.00	Bridge Construction	CN	$95,167.80	$10,574.20	$105,742.00				
Performance Measure Impacted: Safety																		
Comments:Include DES 2001085																		
Indiana Department of Transportation	43717 / 2100148	Init.	I 70	Pavement Patching	WB from 0.66 mi W of US 231 to 0.58 mi W of SR 39	Crawfordsville	18.2	NHPP	$18,329,674.91	Road Consulting	PE	$894,760.71	$99,417.85	$994,178.57				

*Estimated Costs left to Complete Project column is for costs that may extend beyond the four years of a STIP. This column is not fiscally constrained and is for information purposes.

SPONSOR	CONTRACT # / LEAD DES	STIP NAME	ROUTE	WORK TYPE	LOCATION	DISTRICT	MILES	FEDERAL CATEGORY	Total Cost of Project*	PROGRAM	PHASE	FEDERAL	MATCH	2022	2023	2024	2025	2026
Indiana Department of Transportation	43717 / 2100148	Init.	I 70	Pavement Patching	WB from 0.66 mi W of US 231 to 0.58 mi W of SR 39	Crawfordsville	18.2	NHPP	$18,329,674.91	Road Construction	CN	$15,516,000.00	$1,724,000.00	$17,240,000.00				
Performance Measure Impacted: Pavement Condition																		
Comments:Include DES 2100149, 2101123, 2100148																		
Indiana Department of Transportation	43829 / 2101016	Init.	I 70	Repair Or Replace Joints	over I-70 EB/WB, 7.43 mi E of US 231	Crawfordsville	0	NHPP	$116,492.00	Bridge Construction	CN	$104,842.80	$11,649.20		$116,492.00			
										Bridge Consulting	PE	$36,000.00	$4,000.00	$40,000.00				
Performance Measure Impacted: Safety																		
Comments:Include DES 2101015, 2101016																		
Indiana Department of Transportation	43988 / 2101169	Init.	US 231	Traffic Signals Modernization	at Market Street (Cloverdale), 0 .82 mi N of SR 42	Crawfordsville	0	NHPP	$219,652.00	Safety Construction	CN	$122,921.60	$30,730.40			$153,652.00		
										Safety ROW	RW	$16,000.00	$4,000.00	$15,000.00	$5,000.00			
Performance Measure Impacted: Safety																		
Comments:Include DES 2101169																		
Indiana Department of Transportation	44045 / 2001096	Init.	US 40	Substructure Repair And Rehabilitation	0.07 mi E of SR 75, EB over McHaffie Branch	Crawfordsville	0	NHPP	$243,702.00	Bridge Construction	CN	$170,641.60	$42,660.40		$213,302.00			
										Bridge Consulting	PE	$12,000.00	$3,000.00	$10,000.00	$5,000.00			
Performance Measure Impacted: Safety																		
Comments:Include DES 2001097, 2001096																		

Putnam County Total

Federal: $84,851,266.12 Match :$15,646,896.45 2022: $43,061,226.58 2023: $13,752,772.00 2024: $3,317,238.00 2025: $17,627,187.00 2026: $22,739,739.00

*Estimated Costs left to Complete Project column is for costs that may extend beyond the four years of a STIP. This column is not fiscally constrained and is for information purposes.

SPONSOR	CONTRACT # / LEAD DES	STIP NAME	ROUTE	WORK TYPE	LOCATION	DISTRICT	MILES	FEDERAL CATEGORY	Total Cost of Project*	PROGRAM	PHASE	FEDERAL	MATCH	2022	2023	2024	2025	2026
Randolph County																		
Randolph County	1901937	Init.	VA VARI	Bridge Inspections	Countywide Bridge Inspection and Inventory Program for Cycle Years 2020-2023	Greenfield	0	STBG	$433,514.86	Local Funds	PE	$0.00	$33,328.86		$29,465.98	$3,862.88		
										Local Bridge Program	PE	$133,315.43	$0.00		$117,863.90	$15,451.53		
Performance Measure Impacted: Bridge Condition																		
Randolph County	2003056	Init.	IR 7922	Bridge Replacement	CR100 West over White River 0 .8 mi. south of CR250 North	Greenfield	.06	STBG	$1,712,500.00	Group IV Program	CN	$1,096,000.00	$0.00					$1,096,000.00
										Local Funds	CN	$0.00	$274,000.00					$274,000.00
										Local Funds	PE	$0.00	$58,500.00	$58,500.00				
										Local Funds	RW	$0.00	$50,000.00			$50,000.00		
										Group IV Program	PE	$234,000.00	$0.00	$234,000.00				
Performance Measure Impacted: Bridge Condition																		
Randolph County	2003057	Init.	ST 7981	Bridge Replacement	N. Main Street over White River 0.2 mi. north of Martin St.	Greenfield	.11	STBG	$3,079,000.00	Group IV Program	PE	$243,200.00	$0.00	$243,200.00				
										Local Funds	PE	$0.00	$60,800.00	$60,800.00				
										Local Funds	CN	$0.00	$545,000.00					$545,000.00
										Local Funds	RW	$0.00	$50,000.00			$50,000.00		
										Group IV Program	CN	$2,180,000.00	$0.00					$2,180,000.00
Performance Measure Impacted: Bridge Condition																		
Indiana Department of Transportation	41488 / 2000588	Init.	US 36	HMA Overlay, Preventive Maintenance	SR 1 E junct to US 27	Greenfield	10.01	STBG	$7,595,509.00	Road Construction	CN	$4,317,148.80	$1,079,287.20		$5,396,436.00			
										Bridge Construction	CN	$1,234,458.40	$308,614.60		$1,543,073.00			
										Road ROW	RW	$32,000.00	$8,000.00	$40,000.00				
Performance Measure Impacted: Pavement Condition																		
Comments:Include DES 1702882, 2000560, 2000588																		
Indiana Department of Transportation	41490 / 1702887	Init.	SR 1	HMA Overlay Minor Structural	SR 1 from 2.48 mi S of SR 32 S jct. to SR 32 S jct.	Greenfield	2.52	STBG	$2,714,400.00	Road Construction	CN	$1,053,600.00	$263,400.00		$1,317,000.00			

*Estimated Costs left to Complete Project column is for costs that may extend beyond the four years of a STIP. This column is not fiscally constrained and is for information purposes.

SPONSOR	CONTRACT # / LEAD DES	STIP NAME	ROUTE	WORK TYPE	LOCATION	DISTRICT	MILES	FEDERAL CATEGORY	Total Cost of Project*	PROGRAM	PHASE	FEDERAL	MATCH	2022	2023	2024	2025	2026
Indiana Department of Transportation	41490 / 1702887	Init.	SR 1	HMA Overlay Minor Structural	SR 1 from 2.48 mi S of SR 32 S jct. to SR 32 S jct.	Greenfield	2.52	STBG	$2,714,400.00	Bridge Construction	CN	$714,400.00	$178,600.00		$893,000.00			
Performance Measure Impacted: Pavement Condition																		
Comments:Include DES 1902733, 1702887																		
Indiana Department of Transportation	41859 / 1802058	Init.	SR 32	Added Travel Lanes, Construct Turn Lanes	Added Left Turn Lanes SR 32 at CR 1000W in Farmland IN	Greenfield	0	NHPP	$830,691.03	Safety Construction	CN	$549,592.82	$137,398.20	$686,991.03				
Performance Measure Impacted: Pavement Condition																		
Comments:Include DES 1802058																		
Union City	42071 / 1802944	Init.	IR 1889	Road Reconstruction (3R/4R Standards)	The project is located approx. 350' north of the Intersection of W. Chestnut St. and Jackson	Greenfield	.109	STBG	$1,192,536.00	Group IV Program	CN	$799,660.00	$0.00			$799,660.00		
										Group IV Program	RW	$36,000.00	$0.00		$36,000.00			
										Local Funds	CN	$0.00	$199,915.00			$199,915.00		
										Local Funds	RW	$0.00	$9,000.00		$9,000.00			
Comments:Include DES 1802944																		
Indiana Department of Transportation	42303 / 1901506	Init.	SR 32	HMA Overlay, Preventive Maintenance	1.33 mi W of US 27 (Br over Sugar Crk) to 0.49 mi E of US 27 (CR 100 E)	Greenfield	1.71	NHPP	$1,382,604.92	Road Construction	CN	$547,888.00	$136,972.00	$684,860.00				
Performance Measure Impacted: Pavement Condition																		
Comments:Include DES 1901506																		
Indiana Department of Transportation	42304 / 1801062	Init.	SR 227	Road Reconstruction (3R/4R Standards)	from 3.02 miles S of US 36 to US 36	Greenfield	3.019	STBG	$6,717,546.00	Road ROW	RW	$180,000.00	$45,000.00	$225,000.00				
										Road Construction	CN	$3,981,992.80	$995,498.20			$4,977,491.00		
Comments:Include DES 1801062																		
Indiana Department of Transportation	42321 / 1900113	Init.	US 27	Replace Superstructure	US over MISSISSINEWA-OLD CHANNEL, 00.37 N SR 28	Greenfield	0	NHPP	$2,680,390.00	Bridge Consulting	PE	$27,520.00	$6,880.00	$34,400.00				
										Bridge Construction	CN	$1,820,000.00	$455,000.00			$2,275,000.00		
Performance Measure Impacted: Bridge Condition																		
Comments:Include DES 1900113																		
Indiana Department of Transportation	42342 / 1900202	Init.	US 27	Small Structure Pipe Lining	US 27 -4.186 N US 36	Greenfield	0	NHPP	$231,000.00	Bridge Construction	CN	$92,800.00	$23,200.00			$116,000.00		
										Bridge ROW	RW	$12,000.00	$3,000.00	$15,000.00				
Performance Measure Impacted: Safety																		

*Estimated Costs left to Complete Project column is for costs that may extend beyond the four years of a STIP. This column is not fiscally constrained and is for information purposes.

SPONSOR	CONTRACT # / LEAD DES	STIP NAME	ROUTE	WORK TYPE	LOCATION	DISTRICT	MILES	FEDERAL CATEGORY	Total Cost of Project*	PROGRAM	PHASE	FEDERAL	MATCH	2022	2023	2024	2025	2026
Comments:Include DES 1900202																		
Indiana Department of Transportation	42959 / 2000587	Init.	SR 28	HMA Overlay, Preventive Maintenance	6.78 mi E of SR 1 (SCL Ridgeville) to US 27	Greenfield	2.9	STBG	$3,312,140.00	Road Construction	CN	$684,908.00	$171,227.00		$856,135.00			
										Bridge Construction	CN	$124,960.00	$31,240.00		$156,200.00			
Performance Measure Impacted: Pavement Condition																		
Comments:Include DES 1593245, 1702878, 2000587																		
Indiana Department of Transportation	43090 / 2000482	Init.	SR 32	Bridge Deck Overlay	over EIGHT MILE CREEK, 02.51 E SR 1	Greenfield	0	NHPP	$421,578.00	Bridge Construction	CN	$337,262.40	$84,315.60				$421,578.00	
Performance Measure Impacted: Bridge Condition																		
Comments:Include DES 2000482																		
Indiana Department of Transportation	43096 / 2000589	Init.	SR 1	HMA Overlay, Preventive Maintenance	SR 32 S junct to SR 32 N junct	Greenfield	1.31	NHPP	$1,100,548.00	Road ROW	RW	$80,000.00	$20,000.00	$100,000.00				
										Road Construction	CN	$566,238.40	$141,559.60	$10,000.00		$697,798.00		
Performance Measure Impacted: Pavement Condition																		
Comments:Include DES 2000589																		
Indiana Department of Transportation	43403 / 2001860	Init.	US 27	HMA Overlay, Preventive Maintenance	US 36 to SR 32	Greenfield	8.454	NHPP	$9,422,218.00	Road ROW	RW	$56,000.00	$14,000.00			$70,000.00		
										Bridge Construction	CN	$294,432.80	$73,608.20				$368,041.00	
										Road Construction	CN	$6,457,101.60	$1,614,275.40				$8,071,377.00	
										Road Consulting	PE	$680,000.00	$170,000.00	$850,000.00				
Performance Measure Impacted: Pavement Condition																		
Comments:Include DES 2001861, 2002283, 2001860																		
Indiana Department of Transportation	43494 / 2002285	Init.	US 36	Small Structure Replacement	1.986 mi. E of US 27	Greenfield	0	STBG	$1,498,853.00	Bridge Construction	CN	$1,183,082.40	$295,770.60				$1,478,853.00	
										Bridge ROW	RW	$16,000.00	$4,000.00			$20,000.00		
Performance Measure Impacted: Bridge Condition																		
Comments:Include DES 2002286, 2002285																		
Indiana Department of Transportation	43495 / 2002279	Init.	SR 28	Small Structure Replacement	2.88 mi. E of US 27	Greenfield	0	Safety	$3,554,735.00	Bridge Construction	CN	$2,134,188.00	$533,547.00				$2,667,735.00	
										Bridge ROW	RW	$64,000.00	$16,000.00			$80,000.00		
Performance Measure Impacted: Bridge Condition																		
Comments:Include DES 2002275, 2002276, 2002278, 2002280, 2002282, 2002279																		

*Estimated Costs left to Complete Project column is for costs that may extend beyond the four years of a STIP. This column is not fiscally constrained and is for information purposes.

SPONSOR	CONTRACT # / LEAD DES	STIP NAME	ROUTE	WORK TYPE	LOCATION	DISTRICT	MILES	FEDERAL CATEGORY	Total Cost of Project*	PROGRAM	PHASE	FEDERAL	MATCH	2022	2023	2024	2025	2026
Indiana Department of Transportation	43497 / 2001856	Init.	SR 1	Small Structures & Drains Construction	39.995116058629,-85.1450694 34532	Greenfield	4.524	STBG	$400,000.00	Bridge Construction	CN	$320,000.00	$80,000.00				$400,000.00	
Performance Measure Impacted: Safety																		
Comments:Include DES 2001865, 2001856																		
Indiana Department of Transportation	43716 / 1600831	Init.	SR 32	Bridge Replacement	Over White River, 4.15 miles E of US 27	Greenfield	0	NHPP	$3,289,255.00	Bridge Construction	CN	$2,278,400.00	$569,600.00	$25,000.00	$2,823,000.00			
Performance Measure Impacted: Bridge Condition																		
Comments:Include DES 1600831																		
Indiana Department of Transportation	43885 / 2100833	Init.	US 27	Small Structure Pipe Lining	US 27, 4.640 MI N US 36	Greenfield	.1	NHPP	$974,375.00	Road ROW	RW	$8,000.00	$2,000.00			$10,000.00		
										Bridge Consulting	PE	$180,000.00	$45,000.00	$225,000.00				
										Road Consulting	PE	$112,000.00	$28,000.00	$140,000.00				
										Bridge ROW	RW	$16,000.00	$4,000.00			$20,000.00		
										Bridge Construction	CN	$755,500.00	$188,875.00					$944,375.00
Performance Measure Impacted: Safety																		
Comments:Include DES 2100275, 2100276, 2100282, 2100833																		
Indiana Department of Transportation	43947 / 2100218	Init.	SR 32	HMA Overlay, Preventive Maintenance	SR 28 to 0.12 mi E of SR 28 (Indiana/Ohio State Line)	Greenfield	.112	STBG	$134,394.00	Road Consulting	PE	$40,000.00	$10,000.00	$50,000.00				
										Road Construction	CN	$107,515.20	$26,878.80					$134,394.00
Performance Measure Impacted: Pavement Condition																		
Comments:Include DES 2100218																		

Randolph County Total

Federal: $35,781,165.05 Match :$9,045,291.26 2022: $3,682,751.03 2023: $13,177,173.88 2024: $9,385,178.41 2025: $13,407,584.00 2026: $5,173,769.00

*Estimated Costs left to Complete Project column is for costs that may extend beyond the four years of a STIP. This column is not fiscally constrained and is for information purposes.

SPONSOR	CONTRACT # / LEAD DES	STIP NAME	ROUTE	WORK TYPE	LOCATION	DISTRICT	MILES	FEDERAL CATEGORY	Total Cost of Project*	PROGRAM	PHASE	FEDERAL	MATCH	2022	2023	2024	2025	2026
Ripley County																		
Ripley County	2101056	Init.	IR 1001	Bridge Inspections	Countywide Bridge Inspection and Inventory Program for Cycle Years 2022-2025	Seymour	0	STBG	$235,007.00	Local Bridge Program	PE	$188,006.00	$0.00		$94,342.00	$5,711.00	$82,036.00	$5,917.00
										Local Funds	PE	$0.00	$47,001.00		$23,585.00	$1,428.00	$20,509.00	$1,479.00
Performance Measure Impacted: Bridge Condition																		
Ripley County	38183 / 1500213	Init.	VA VARI	Bridge Inspections	Countywide Bridge Inspection and Inventory Program for Cycle Years 2018-2021	Seymour	0	STBG	$268,283.74	Local Bridge Program	PE	$5,144.80	$0.00	$5,144.80				
										Local Funds	PE	$0.00	$1,286.20	$1,286.20				
Performance Measure Impacted: Bridge Condition																		
Comments:Include DES 1500213																		
Indiana Department of Transportation	39899 / 1600696	Init.	SR 129	Small Structure Replacement	02.60 miles N of SR 350	Seymour	0	STBG	$423,708.00	Bridge ROW	RW	$8,000.00	$2,000.00	$10,000.00				
Performance Measure Impacted: Bridge Condition																		
Comments:Include DES 1600696																		
Indiana Department of Transportation	40425 / 1700202	Init.	US 421	Bridge Replacement	00.34 mile N of SR 229 at Laughery Creek	Seymour	0	NHPP	$3,175,919.00	Bridge Construction	CN	$1,893,680.00	$473,420.00		$2,367,100.00			
Performance Measure Impacted: Bridge Condition																		
Comments:Include DES 1602281, 1602282, 1700202																		
Indiana Department of Transportation	40429 / 1700054	Init.	SR 229	HMA Overlay Minor Structural	1.07 mile S of SR 46 to SR 46	Seymour	1.162	STBG	$1,925,000.00	Road Construction	CN	$1,429,175.20	$357,293.80	$1,786,469.00				
Performance Measure Impacted: Pavement Condition																		
Comments:Include DES 1700054																		
Indiana Department of Transportation	40434 / 1700185	Init.	SR 62	Replace Superstructure	03.91 miles E of SR 129 at Laughery Creek	Seymour	0	STBG	$2,973,138.68	Bridge Construction	CN	$2,096,511.20	$524,127.80	$2,620,639.00				
										Bridge ROW	RW	$10,032.00	$2,508.00	$12,540.00				
Performance Measure Impacted: Bridge Condition																		
Comments:Include DES 1700185																		
Indiana Department of Transportation	41461 / 1800185	Init.	SR 129	HMA Overlay Minor Structural	US 50 to SR 48	Seymour	9.49	STBG	$9,475,469.00	Road Construction	CN	$7,188,143.20	$1,797,035.80	$15,000.00	$8,970,179.00			
										Bridge Construction	CN	$117,336.00	$29,334.00		$146,670.00			
										Bridge ROW	RW	$8,000.00	$2,000.00	$10,000.00				
										Bridge Consulting	PE	$2,000.00	$500.00		$2,500.00			
Performance Measure Impacted: Pavement Condition																		

*Estimated Costs left to Complete Project column is for costs that may extend beyond the four years of a STIP. This column is not fiscally constrained and is for information purposes.

SPONSOR	CONTRACT # / LEAD DES	STIP NAME	ROUTE	WORK TYPE	LOCATION	DISTRICT	MILES	FEDERAL CATEGORY	Total Cost of Project*	PROGRAM	PHASE	FEDERAL	MATCH	2022	2023	2024	2025	2026
Comments:Include DES 1801036, 1800185																		
Indiana Department of Transportation	41462 / 1801009	Init.	SR 350	Small Structure Pipe Lining	0.74 mi E of SR 101	Seymour	0	STBG	$993,578.00	Bridge Construction	CN	$597,574.40	$149,393.60		$746,968.00			
										Bridge Consulting	PE	$13,120.00	$3,280.00		$16,400.00			
										Bridge ROW	RW	$16,000.00	$4,000.00	$20,000.00				
Performance Measure Impacted: Safety																		
Comments:Include DES 1801039, 1801009																		
Indiana Department of Transportation	41493 / 1800281	Init.	SR 350	Bridge Replacement	2.36 mi E of US 421, at Plum Creek	Seymour	0	STBG	$3,402,960.50	Bridge Construction	CN	$2,289,668.00	$572,417.00		$2,862,085.00			
										Bridge Consulting	PE	$19,816.40	$4,954.10	$24,770.50				
										Bridge ROW	RW	$40,000.00	$10,000.00	$50,000.00				
Performance Measure Impacted: Bridge Condition																		
Comments:Include DES 1800281																		
Indiana Department of Transportation	41516 / 1800288	Init.	SR 46	Bridge Replacement	0.95 mi W of SR 101, at Little Pipe Creek	Seymour	0	STBG	$1,823,365.00	Bridge ROW	RW	$40,000.00	$10,000.00	$50,000.00				
										Bridge Construction	CN	$1,166,068.00	$291,517.00		$1,457,585.00			
Performance Measure Impacted: Bridge Condition																		
Comments:Include DES 1800288																		
Indiana Department of Transportation	41635 / 1801788	Init.	US 421	HMA Overlay, Preventive Maintenance	from 0.51 miles S of S Jct of US 50 to S Jct of US 50	Seymour	.49	STBG	$701,642.00	District Other Construction	CN	$561,313.60	$140,328.40		$701,642.00			
Performance Measure Impacted: Pavement Condition																		
Comments:Include DES 1801788																		
Indiana Department of Transportation	42293 / 1900324	Init.	SR 101	Small Structure Replacement	0.93 mile N of SR 48	Seymour	0	STBG	$958,829.00	Bridge Construction	CN	$395,700.80	$98,925.20			$494,626.00		
										Bridge ROW	RW	$40,000.00	$10,000.00	$50,000.00				
Performance Measure Impacted: Bridge Condition																		
Comments:Include DES 1802990, 1900324																		
Indiana Department of Transportation	42354 / 1900149	Init.	US 50	Bridge Replacement	01.58 miles W of SR 129 @ Ross Run Creek	Seymour	0	NHPP	$3,866,009.00	Bridge Construction	CN	$2,528,807.20	$632,201.80				$3,161,009.00	
										Bridge ROW	RW	$40,000.00	$10,000.00	$50,000.00				
										Bridge Consulting	PE	$430,160.00	$107,540.00	$382,700.00			$155,000.00	

*Estimated Costs left to Complete Project column is for costs that may extend beyond the four years of a STIP. This column is not fiscally constrained and is for information purposes.

SPONSOR	CONTRACT # / LEAD DES	STIP NAME	ROUTE	WORK TYPE	LOCATION	DISTRICT	MILES	FEDERAL CATEGORY	Total Cost of Project*	PROGRAM	PHASE	FEDERAL	MATCH	2022	2023	2024	2025	2026
Performance Measure Impacted: Bridge Condition																		
Comments:Include DES 1900149																		
Indiana Department of Transportation	42568 / 1902153	Init.	SR 129	Small Structures & Drains Construction	Two locations on SR 129 in Ripley County	Seymour	0	STBG	$432,467.00	Bridge Construction	CN	$337,973.60	$84,493.40		$422,467.00			
Performance Measure Impacted: Safety																		
Comments:Include DES 1902153																		
Indiana Department of Transportation	42850 / 2000370	Init.	US 421	HMA Overlay, Preventive Maintenance	5.63 miles N of SR 250 (near Jefferson/Ripley CL) to 0.51 miles S of S Jct of US 50	Seymour	12.1	STBG	$4,241,003.00	Road Construction	CN	$3,392,802.40	$848,200.60		$4,241,003.00			
Performance Measure Impacted: Pavement Condition																		
Comments:Include DES 2000370																		
Indiana Department of Transportation	42852 / 2000345	Init.	US 50	Bridge Deck Overlay	bridge over Otter Creek, 09.06 mile W US 421	Seymour	0	NHPP	$1,237,619.00	Bridge Consulting	PE	$6,692.00	$1,673.00	$8,365.00				
										Bridge Construction	CN	$882,860.00	$220,715.00		$20,000.00	$1,083,575.00		
Performance Measure Impacted: Bridge Condition																		
Comments:Include DES 2000345																		
Indiana Department of Transportation	42889 / 2000242	Init.	SR 46	Repair Or Replace Joints	over Western Creek, 02.18 W SR 101	Seymour	0	STBG	$145,431.00	Bridge Construction	CN	$66,669.60	$16,667.40	$83,337.00				
Performance Measure Impacted: Safety																		
Comments:Include DES 2000242																		
Indiana Department of Transportation	42891 / 2000151	Init.	SR 48	Bridge Thin Deck Overlay	Bridge over Laughery Creek, 01.70 miles E of SR 229	Seymour	0	STBG	$301,309.00	Bridge Construction	CN	$241,047.20	$60,261.80		$301,309.00			
Performance Measure Impacted: Bridge Condition																		
Comments:Include DES 2000151																		
Indiana Department of Transportation	42897 / 2000373	Init.	SR 46	HMA Overlay, Preventive Maintenance	1.07 miles E of SR 129 (End of 4 lane) to SR 101	Seymour	4.74	STBG	$1,824,592.00	Road Construction	CN	$1,459,673.60	$364,918.40		$1,824,592.00			
Performance Measure Impacted: Pavement Condition																		
Comments:Include DES 2000373																		
Indiana Department of Transportation	42904 / 2000410	Init.	SR 62	HMA Overlay, Preventive Maintenance	N Jct. of SR 129 to 1.53 miles W of SR 262	Seymour	10.97	STBG	$3,805,328.00	Road Construction	CN	$3,044,262.40	$761,065.60		$3,805,328.00			
Performance Measure Impacted: Pavement Condition																		
Comments:Include DES 2000410																		
Indiana Department of Transportation	42905 / 2000463	Init.	SR 129	HMA Overlay, Preventive Maintenance	N Jct of SR 62 to US 421	Seymour	7.01	STBG	$3,263,381.00	Road Construction	CN	$2,610,704.80	$652,676.20			$3,263,381.00		
Performance Measure Impacted: Pavement Condition																		
Comments:Include DES 2000463																		
Indiana Department of Transportation	42997 / 1801070	Init.	US 421	HMA Overlay, Structural	4.93 miles S of SR 229 (Jac-Ce n-Del School Dr) to 0.16 miles N of SR 229	Seymour	5.092	NHPP	$7,285,390.00	Bridge Construction	CN	$1,373,051.20	$343,262.80	$1,716,314.00				

*Estimated Costs left to Complete Project column is for costs that may extend beyond the four years of a STIP. This column is not fiscally constrained and is for information purposes.

SPONSOR	CONTRACT # / LEAD DES	STIP NAME	ROUTE	WORK TYPE	LOCATION	DISTRICT	MILES	FEDERAL CATEGORY	Total Cost of Project*	PROGRAM	PHASE	FEDERAL	MATCH	2022	2023	2024	2025	2026
Indiana Department of Transportation	42997 / 1801070	Init.	US 421	HMA Overlay, Structural	4.93 miles S of SR 229 (Jac-Cen-Del School Dr) to 0.16 miles N of SR 229	Seymour	5.092	NHPP	$7,285,390.00	Road Construction	CN	$4,048,198.40	$1,012,049.60	$5,060,248.00				
										Bridge ROW	RW	$800.00	$200.00	$1,000.00				
										Bridge Consulting	PE	$60,000.00	$15,000.00	$75,000.00				
Performance Measure Impacted: Pavement Condition																		
Comments:Include DES 1600494, 1801070																		
Indiana Department of Transportation	43327 / 2001907	Init.	SR 48	HMA Overlay, Preventive Maintenance	SR 229 to SR 101	Seymour	10.615	STBG	$7,912,563.00	Road Construction	CN	$6,218,050.40	$1,554,512.60				$7,772,563.00	
										Road Consulting	PE	$340,000.00	$85,000.00	$425,000.00				
										Road ROW	RW	$112,000.00	$28,000.00			$140,000.00		
Performance Measure Impacted: Pavement Condition																		
Comments:Include DES 2001902, 2001907																		
Indiana Department of Transportation	43328 / 2002066	Init.	SR 129	Bridge Deck Overlay	Over Ripley Creek's, 01.06 mi N of SR 48	Seymour	0	STBG	$1,018,310.00	Bridge Construction	CN	$669,824.00	$167,456.00				$837,280.00	
										Bridge Consulting	PE	$144,824.00	$36,206.00	$181,030.00				
Performance Measure Impacted: Bridge Condition																		
Comments:Include DES 2002066																		
Indiana Department of Transportation	43361 / 2001970	Init.	SR 129	Small Structure Replacement	00.55 N of SR 350	Seymour	0	STBG	$1,617,350.00	Bridge Construction	CN	$810,240.00	$202,560.00				$1,012,800.00	
										Bridge ROW	RW	$24,000.00	$6,000.00			$30,000.00		
										Bridge Consulting	PE	$459,640.00	$114,910.00	$574,550.00				
Performance Measure Impacted: Bridge Condition																		
Comments:Include DES 2001952, 2002329, 2001970																		
Indiana Department of Transportation	43592 / 1900089	Init.	SR 129	Bridge Replacement	01.86 mile N of SR 62 @ Raccoon Creek	Seymour	0	STBG	$3,272,339.00	Bridge Construction	CN	$2,311,703.20	$577,925.80				$2,889,629.00	
										Bridge ROW	RW	$40,000.00	$10,000.00	$50,000.00				
										Bridge Consulting	PE	$50,400.00	$12,600.00				$63,000.00	
Performance Measure Impacted: Bridge Condition																		
Comments:Include DES 1900089																		

*Estimated Costs left to Complete Project column is for costs that may extend beyond the four years of a STIP. This column is not fiscally constrained and is for information purposes.

SPONSOR	CONTRACT # / LEAD DES	STIP NAME	ROUTE	WORK TYPE	LOCATION	DISTRICT	MILES	FEDERAL CATEGORY	Total Cost of Project*	PROGRAM	PHASE	FEDERAL	MATCH	2022	2023	2024	2025	2026
Indiana Department of Transportation	43747 / 2100810	Init.	SR 129	Small Structure Replacement	over UNT to Ripley Creek, 1.26 miles S of SR 48	Seymour	.1	STBG	$1,059,000.00	Bridge Construction	CN	$519,200.00	$129,800.00					$649,000.00
Performance Measure Impacted: Bridge Condition																		
Comments:Include DES 2100845, 2100810																		
Indiana Department of Transportation	43755 / 2100026	Init.	US 50	Sight Distance Improvement	Intersection of Old Michigan Road	Seymour	0	NHPP	$655,629.00	Safety Consulting	PE	$80,000.00	$20,000.00		$100,000.00			
										Safety Construction	CN	$386,103.20	$96,525.80					$482,629.00
										Safety ROW	RW	$58,400.00	$14,600.00			$73,000.00		
Performance Measure Impacted: Safety																		
Comments:Include DES 2100026																		
Indiana Department of Transportation	43769 / 2100255	Init.	SR 101	HMA Overlay, Preventive Maintenance	SR 48 to I 74	Seymour	6.197	STBG	$2,409,011.00	Road Construction	CN	$1,927,208.80	$481,802.20					$2,409,011.00
Performance Measure Impacted: Pavement Condition																		
Comments:Include DES 2100255																		
Indiana Department of Transportation	43770 / 2100562	Init.	US 421	Replace Superstructure	Over Branch Cedar Creek, 2.01 N US 50	Seymour	0	STBG	$1,745,000.00	Bridge ROW	RW	$12,000.00	$3,000.00			$15,000.00		
										Bridge Consulting	PE	$176,000.00	$44,000.00	$220,000.00				
										Bridge Construction	CN	$1,208,000.00	$302,000.00					$1,510,000.00
Performance Measure Impacted: Bridge Condition																		
Comments:Include DES 2100562																		
Indiana Department of Transportation	43785 / 2100954	Init.	US 421	Bridge Thin Deck Overlay	Bridge over Cedar Creek, 0.09 Miles N of US 50	Seymour	0	STBG	$261,300.00	Bridge Consulting	PE	$65,040.00	$16,260.00	$81,300.00				
										Bridge Construction	CN	$144,000.00	$36,000.00		$180,000.00			
Performance Measure Impacted: Bridge Condition																		
Comments:Include DES 2100954																		
Indiana Department of Transportation	43788 / 2100823	Init.	SR 48	Small Structure Replacement	over UNT to N Branch Ripley Creek, 2.67 miles E of SR 229	Seymour	.1	STBG	$693,000.00	Bridge Construction	CN	$554,400.00	$138,600.00					$693,000.00
Performance Measure Impacted: Bridge Condition																		
Comments:Include DES 2100838, 2100823																		

Ripley County Total

Federal: $54,960,025.60 Match :$13,740,005.90 2022: $13,564,693.50 2023: $28,283,755.00 2024: $5,106,721.00 2025: $15,993,826.00 2026: $5,751,036.00

*Estimated Costs left to Complete Project column is for costs that may extend beyond the four years of a STIP. This column is not fiscally constrained and is for information purposes.

SPONSOR	CONTRACT # / LEAD DES	STIP NAME	ROUTE	WORK TYPE	LOCATION	DISTRICT	MILES	FEDERAL CATEGORY	Total Cost of Project*	PROGRAM	PHASE	FEDERAL	MATCH	2022	2023	2024	2025	2026
Rush County																		
Indiana Department of Transportation	1802052	Init.	SR 44	Bike/Pedestrian Facilities	Curb Bump Outs SR 44 at Perkins Rd. Rushville	Greenfield	0	STBG	$97,800.00	Safety Construction	CN	$0.00	$0.00	$0.00				
Performance Measure Impacted: Reliability and Freight Reliability																		
Rush County	1902066	Init.	IR 1001	Bridge Inspections	Countywide Bridge Inspection and Inventory Program for Cycle Years 2021-2024	Greenfield	0	STBG	$512,474.44	Local Funds	PE	$0.00	$49,208.83	$3,275.56	$40,074.77	$5,858.50		
										Local Bridge Program	PE	$196,835.32	$0.00	$13,102.23	$160,299.10	$23,433.99		
Performance Measure Impacted: Bridge Condition																		
Indiana Department of Transportation	2002411	Init.	SR 140	Bridge Deck Patching	over BIG BLUE RIVER, 00.68 S US 40	Greenfield	0	STBG	$35,000.00	Bridge Construction	CN	$0.00	$0.00	$0.00				
Performance Measure Impacted: Bridge Condition																		
Rushville	2100480	Init.	MS NA	HMA Overlay, Structural	SHROEDER WY from Dead End to State Road 3	Greenfield	0	STBG	$21,330.00	Community Crossing Grant Fund	CN	$15,997.50	$0.00	$15,997.50				
										Local Funds	CN	$0.00	$5,332.50	$5,332.50				
Performance Measure Impacted: Pavement Condition																		
Rushville	38033 / 1400772	Init.	ST 1020	New Road Construction	From Conrad-Harcourt Way north approximately 2,800 feet	Greenfield	.53	STBG	$11,748,150.00	Group III Program	CN	$7,674,400.00	$0.00	$7,674,400.00				
										Local Funds	CN	$0.00	$2,093,560.00	$2,093,560.00				
Performance Measure Impacted: Pavement Condition																		
Comments:Include DES 1600961, 1400772																		
Rush County	40342 / 1600968	Init.	IR 1021	Br Repl, Cont. Pres. Conc. Box Beam	Br # 127 CR 900 W over Litlle Blue River, 0.2 mile N of Base Rd	Greenfield	.25	STBG	$3,650,340.22	Local Funds	CN	$0.00	$615,800.00	$615,800.00				
										Local Bridge Program	CN	$2,463,200.00	$0.00	$2,463,200.00				
Comments:Include DES 1600968																		
Rush County	41303 / 1702753	Init.	IR 1027	Bridge Rehabilitation Or Repair	CR 150 N over Flatrock River in Rush County Bridge 94	Greenfield	.138	STBG	$1,878,310.00	Local Bridge Program	CN	$1,288,000.00	$0.00		$1,288,000.00			
										Local Funds	CN	$0.00	$322,000.00		$322,000.00			
Performance Measure Impacted: Bridge Condition																		
Comments:Include DES 1702753																		
Rush County	41310 / 1702772	Init.	IR 1011	Bridge Replacement	Bridge No. 63 over Shawnee Creek on County Road 800 East	Greenfield	.13	STBG	$1,704,240.00	Local Funds	CN	$0.00	$243,000.00	$243,000.00				
										Local Bridge Program	CN	$972,000.00	$0.00	$972,000.00				

*Estimated Costs left to Complete Project column is for costs that may extend beyond the four years of a STIP. This column is not fiscally constrained and is for information purposes.

SPONSOR	CONTRACT # / LEAD DES	STIP NAME	ROUTE	WORK TYPE	LOCATION	DISTRICT	MILES	FEDERAL CATEGORY	Total Cost of Project*	PROGRAM	PHASE	FEDERAL	MATCH	2022	2023	2024	2025	2026
Performance Measure Impacted: Bridge Condition																		
Comments:Include DES 1702772																		
Glenwood	41311 / 1702774	Init.	IR 1014	ADA Sidewalk Ramp Construction	Various locations on North and South Main Street and State Street (SR 44)	Greenfield	.48	STBG	$536,999.00	Local Funds	CN	$0.00	$40,831.00		$40,831.00			
										Local Transportation Alternatives	CN	$163,325.00	$0.00		$163,325.00			
Performance Measure Impacted: Safety																		
Comments:Include DES 1702774																		
Indiana Department of Transportation	41505 / 1702904	Init.	SR 3	Bridge Deck Overlay	OVER LITTLE BLUE RIVER, 4.8 1 S US 40	Greenfield	0	NHPP	$972,055.00	Bridge Construction	CN	$601,640.00	$150,410.00		$752,050.00			
Performance Measure Impacted: Bridge Condition																		
Comments:Include DES 1702914, 1702904																		
Indiana Department of Transportation	41506 / 1702912	Init.	US 52	Bridge Replacement, Other Construction	OVER HODGES BRANCH, 00.7 3 miles W of SR 44	Greenfield	0	NHPP	$1,501,821.00	Bridge ROW	RW	$64,000.00	$16,000.00	$80,000.00				
										Bridge Construction	CN	$849,776.80	$212,444.20		$1,062,221.00			
Comments:Include DES 1702912																		
Indiana Department of Transportation	42031 / 1901370	Init.	SR 244	Slide Correction	At North Branch Clifty Creek, S Side Roadway, 4.79 mi East SR 3	Greenfield	0	STBG	$613,175.00	District Other Construction	CN	$280,000.00	$70,000.00		$350,000.00			
										District Other ROW	RW	$10,400.00	$2,600.00	$13,000.00				
Performance Measure Impacted: Safety																		
Comments:Include DES 1901370																		
Rush County	42074 / 1802927	Init.	IR 5000	Bridge Replacement	Rush County Bridge 155 on CR 450 South over Branch of Little Flatrock River	Greenfield	.22	STBG	$1,778,690.00	Local Funds	RW	$0.00	$12,000.00	$12,000.00				
										Local Funds	CN	$0.00	$309,000.00			$309,000.00		
										Local Bridge Program	CN	$1,236,000.00	$0.00			$1,236,000.00		
										Local Bridge Program	RW	$48,000.00	$0.00	$48,000.00				
Performance Measure Impacted: Bridge Condition																		
Comments:Include DES 1802927																		
Indiana Department of Transportation	42306 / 1900248	Init.	US 52	HMA Overlay Minor Structural	SR 3 S junct to SR 244	Greenfield	10.96	STBG	$8,053,286.00	Bridge Construction	CN	$267,190.40	$66,797.60			$333,988.00		
										Road Consulting	PE	$120,000.00	$30,000.00	$150,000.00				

*Estimated Costs left to Complete Project column is for costs that may extend beyond the four years of a STIP. This column is not fiscally constrained and is for information purposes.

SPONSOR	CONTRACT # / LEAD DES	STIP NAME	ROUTE	WORK TYPE	LOCATION	DISTRICT	MILES	FEDERAL CATEGORY	Total Cost of Project*	PROGRAM	PHASE	FEDERAL	MATCH	2022	2023	2024	2025	2026
Indiana Department of Transportation	42306 / 1900248	Init.	US 52	HMA Overlay Minor Structural	SR 3 S junct to SR 244	Greenfield	10.96	STBG	$8,053,286.00	Road ROW	RW	$176,800.00	$44,200.00	$221,000.00				
										Road Construction	CN	$4,600,870.40	$1,150,217.60			$5,751,088.00		
Performance Measure Impacted: Pavement Condition																		
Comments:Include DES 2000513, 1900248																		
Rushville	42796 / 1902779	Init.	ST 2399	Signing	Upgrading signs and posts along City streets within the Rushville City Limits	Greenfield	30.9	STBG	$665,100.00	Local Safety Program	CN	$481,500.00	$0.00				$481,500.00	
										Local Funds	CN	$0.00	$53,500.00				$53,500.00	
Performance Measure Impacted: Safety																		
Comments:Include DES 1902779																		
Rushville	42797 / 1902776	Init.	ST 2910	Bike/Pedestrian Facilities	Morgan St Trail along Morgan St from 3rd St to 13th St and 13 th St from Morgan St to Park	Greenfield	1.06	STBG	$1,854,960.00	Local Transportation Alternatives	CN	$1,266,400.00	$0.00				$1,266,400.00	
										Local Funds	CN	$0.00	$316,600.00				$316,600.00	
Performance Measure Impacted: Reliability and Freight Reliability																		
Comments:Include DES 1902776																		
Indiana Department of Transportation	43068 / 2000569	Init.	SR 44	HMA Overlay, Preventive Maintenance	SR 3 to 0.31 mi E of SR 3	Greenfield	.31	STBG	$542,310.00	Road Construction	CN	$262,956.00	$65,739.00		$328,695.00			
										Road ROW	RW	$17,600.00	$4,400.00	$22,000.00				
										Road Consulting	PE	$153,292.00	$38,323.00	$191,615.00				
Performance Measure Impacted: Pavement Condition																		
Comments:Include DES 2000569																		
Indiana Department of Transportation	43093 / 2000591	Init.	SR 3	HMA Overlay, Preventive Maintenance	1.51 mi N of US 52 N junct to US 40	Greenfield	12.01	NHPP	$4,917,454.00	Road Construction	CN	$3,656,683.20	$914,170.80			$4,570,854.00		
Performance Measure Impacted: Pavement Condition																		
Comments:Include DES 2000591																		
Indiana Department of Transportation	43516 / 2001857	Init.	SR 3	HMA Overlay, Preventive Maintenance	3.06 mi S of SR 244 (Rush/Dec atur Co Line) to US 52 S junct	Greenfield	10.981	NHPP	$9,455,774.00	Road Construction	CN	$7,113,425.60	$1,778,356.40				$8,891,782.00	
										Bridge Construction	CN	$451,193.60	$112,798.40				$563,992.00	
Performance Measure Impacted: Pavement Condition																		
Comments:Include DES 2001868, 2002272, 2002317, 2001857																		
Indiana Department of Transportation	43545 / 2002071	Init.	SR 140	Bridge Replacement	over Big Blue River, 0.68 mi. S of US 40	Greenfield	0	STBG	$4,519,358.00	Bridge Construction	CN	$3,511,486.40	$877,871.60				$4,389,358.00	
Performance Measure Impacted: Bridge Condition																		

*Estimated Costs left to Complete Project column is for costs that may extend beyond the four years of a STIP. This column is not fiscally constrained and is for information purposes.

SPONSOR	CONTRACT # / LEAD DES	STIP NAME	ROUTE	WORK TYPE	LOCATION	DISTRICT	MILES	FEDERAL CATEGORY	Total Cost of Project*	PROGRAM	PHASE	FEDERAL	MATCH	2022	2023	2024	2025	2026
Comments:Include DES 2002071																		
Indiana Department of Transportation	43550 / 2001864	Init.	SR 44	HMA Overlay Minor Structural	7.40 mi E of SR 3 (WCL Glenwood) to 7.84 mi E of SR 3 (ECL of Glenwood)	Greenfield	.448	STBG	$709,313.00	Road Construction	CN	$407,770.40	$101,942.60				$509,713.00	
Performance Measure Impacted: Pavement Condition																		
Comments:Include DES 2001864																		
Indiana Department of Transportation	43571 / 2000592	Init.	SR 244	HMA Overlay, Preventive Maintenance	SR 3 to 0.92 mi E of SR 3 (ECL Milroy)	Greenfield	.93	STBG	$707,542.00	Road Construction	CN	$384,068.00	$96,017.00			$480,085.00		
Performance Measure Impacted: Pavement Condition																		
Comments:Include DES 2000592																		
Rush County	43590 / 1802929	Init.	IR 4940	Bridge Replacement	Rush County Bridge No. 1 on CR 1100 N over Six Mile Creek	Greenfield	.16	STBG	$2,196,360.00	Local Funds	RW	$0.00	$20,000.00	$20,000.00				
										Local Bridge Program	CN	$1,512,000.00	$0.00			$1,512,000.00		
										Local Bridge Program	RW	$80,000.00	$0.00	$80,000.00				
										Local Funds	CN	$0.00	$378,000.00			$378,000.00		
Performance Measure Impacted: Bridge Condition																		
Comments:Include DES 1802929																		
Indiana Department of Transportation	43629 / 2002335	Init.	US 52	Drainage Ditch Correction	4.9 mi E of SR (ECL Morristown) to 0.91 mi W of SR 3 N junct (WCL Rushville)	Greenfield	12.67	STBG	$1,135,026.00	Road Construction	CN	$853,324.80	$213,331.20				$1,066,656.00	
Performance Measure Impacted: Safety																		
Comments:Include DES 2002336, 2002337, 2002335																		
Indiana Department of Transportation	43960 / 2100801	Init.	SR 3	Small Structure Replacement	SR 3, 3.712 MI N SR 244	Greenfield	.1	NHPP	$625,712.00	Bridge Construction	CN	$476,569.60	$119,142.40					$595,712.00
										Bridge Consulting	PE	$160,000.00	$40,000.00	$200,000.00				
										Bridge ROW	RW	$24,000.00	$6,000.00			$30,000.00		
Performance Measure Impacted: Bridge Condition																		
Comments:Include DES 2100801																		

Rush County Total

Federal: $41,840,705.02 Match :$10,569,594.13 2022: $15,137,282.79 2023: $4,507,495.87 2024: $14,630,307.49 2025: $17,539,501.00 2026: $595,712.00

*Estimated Costs left to Complete Project column is for costs that may extend beyond the four years of a STIP. This column is not fiscally constrained and is for information purposes.

SPONSOR	CONTRACT # / LEAD DES	STIP NAME	ROUTE	WORK TYPE	LOCATION	DISTRICT	MILES	FEDERAL CATEGORY	Total Cost of Project*	PROGRAM	PHASE	FEDERAL	MATCH	2022	2023	2024	2025	2026
Scott County																		
Scott County	1902077	Init.	IR 1001	Bridge Inspections	Countywide Bridge Inspection and Inventory Program for Cycle Years 2021-2024	Seymour	0	STBG	$119,652.53	Local Bridge Program	PE	$95,722.27	$0.00	$50,997.85	$3,311.88	$38,233.46	$3,179.08	
										Local Funds	PE	$0.00	$23,930.26	$12,749.46	$827.97	$9,558.36	$794.47	
Performance Measure Impacted: Bridge Condition																		
Indiana Department of Transportation	39911 / 1601017	Init.	US 31	Pavement Replacement	From SR 256 to 0.70 miles N of SR 256 (Wilbur Avenue)	Seymour	.739	STBG	$4,500,781.00	Road ROW	RW	$12,000.00	$3,000.00	$15,000.00				
										American Rescue Plan Act	CN	$2,955,264.80	$738,816.20		$3,694,081.00			
										Road Construction	CN	$67,200.00	$16,800.00		$84,000.00			
Performance Measure Impacted: Pavement Condition																		
Comments:Include DES 1601017																		
Indiana Department of Transportation	40438 / 1701501	Init.	SR 203	Bridge Replacement	00.49 mile N of SR 56 at Stucker Fork	Seymour	0	STBG	$1,656,982.00	Bridge ROW	RW	$2,640.00	$660.00	$3,300.00				
										Bridge Consulting	PE	$64,000.00	$16,000.00	$80,000.00				
										Bridge Construction	CN	$1,050,831.20	$262,707.80	$1,313,539.00				
Performance Measure Impacted: Bridge Condition																		
Comments:Include DES 1701501																		
Indiana Department of Transportation	40452 / 1700004	Init.	SR 56	Small Structure Replacement with Bridge	At 1.75 miles E of SR 39	Seymour	0	STBG	$2,589,296.97	Bridge ROW	RW	$4,880.00	$1,220.00	$6,100.00				
										Bridge Construction	CN	$1,415,097.40	$353,774.35	$1,768,871.76				
Performance Measure Impacted: Bridge Condition																		
Comments:Include DES 1602276, 1700004																		
Indiana Department of Transportation	41444 / 1800995	Init.	SR 3	Small Structure Replacement	0.7 miles North of the South junction with SR-56	Seymour	0	NHPP	$1,105,882.00	Bridge ROW	RW	$16,000.00	$4,000.00	$20,000.00				
										Bridge Consulting	PE	$16,720.00	$4,180.00		$20,900.00			
										Bridge Construction	CN	$562,400.00	$140,600.00		$703,000.00			
Performance Measure Impacted: Bridge Condition																		
Comments:Include DES 1801019, 1800995																		
Indiana Department of Transportation	41527 / 1800210	Init.	SR 56	Intersection Improvement, Roundabout	At Boatman Road (CR 200W) west of Scottsburg	Seymour	.1	NHPP	$2,676,441.50	Safety Construction	CN	$1,748,572.00	$437,143.00		$2,185,715.00			

*Estimated Costs left to Complete Project column is for costs that may extend beyond the four years of a STIP. This column is not fiscally constrained and is for information purposes.

SPONSOR	CONTRACT # / LEAD DES	STIP NAME	ROUTE	WORK TYPE	LOCATION	DISTRICT	MILES	FEDERAL CATEGORY	Total Cost of Project*	PROGRAM	PHASE	FEDERAL	MATCH	2022	2023	2024	2025	2026
Indiana Department of Transportation	41527 / 1800210	Init.	SR 56	Intersection Improvement, Roundabout	At Boatman Road (CR 200W) west of Scottsburg	Seymour	.1	NHPP	$2,676,441.50	Safety ROW	RW	$24,000.00	$6,000.00	$30,000.00				
Performance Measure Impacted: Safety																		
Comments:Include DES 1800210																		
Scott County	41928 / 1802879	Init.	IR 1164	Signing	On various roads in Scott County	Seymour	312.4	STBG	$589,500.00	Group IV Program	CN	$479,700.00	$0.00			$479,700.00		
										Local Funds	CN	$0.00	$53,300.00			$53,300.00		
Performance Measure Impacted: Safety																		
Comments:Include DES 1802879																		
Indiana Department of Transportation	42089 / 1900705	Init.	SR 56	Bridge Thin Deck Overlay	00.53 mile W of US 31 over I-65 NB/SB	Seymour	0	STBG	$602,229.00	Bridge Construction	CN	$499,009.60	$124,752.40	$623,762.00				
Performance Measure Impacted: Bridge Condition																		
Comments:Include DES 1900708, 1900705																		
Indiana Department of Transportation	42119 / 1900700	Init.	I 65	Bridge Painting	Over I-65, Honey Run	Seymour	0	NHPP	$1,711,331.00	Bridge Construction	CN	$418,052.70	$46,450.30	$464,503.00				
Performance Measure Impacted: Bridge Condition																		
Comments:Include DES 1900700																		
Indiana Department of Transportation	42515 / 1901970	Init.	US 31	Partial 3-R	Two-way left turn lane from SR 56 to York Road	Seymour	1.57	STBG	$1,046,841.00	Safety Construction	CN	$832,800.00	$208,200.00	$1,041,000.00				
Comments:Include DES 1901970																		
Indiana Department of Transportation	42877 / 2000075	Init.	I 65	Bridge Deck Overlay	NB Bridge over Muscatatuck River, 01.26 mi S of US 31	Seymour	0	NHPP	$7,916,059.00	Bridge Construction	CN	$6,685,613.10	$742,845.90		$7,428,459.00			
Performance Measure Impacted: Bridge Condition																		
Comments:Include DES 2000046, 2000054, 2000081, 2000075																		
Indiana Department of Transportation	42883 / 2000132	Init.	US 31	Bridge Thin Deck Overlay	Bridge over Hutto Creek, 00.56 miles S of SR 256	Seymour	0	STBG	$215,264.00	Bridge Construction	CN	$172,211.20	$43,052.80		$215,264.00			
Performance Measure Impacted: Bridge Condition																		
Comments:Include DES 2000132																		
Indiana Department of Transportation	42895 / 2000308	Init.	SR 3	Bridge Thin Deck Overlay	bridge over Stucker Creek, 00.42 S SR 56	Seymour	0	STBG	$523,919.00	Bridge Construction	CN	$291,135.20	$72,783.80			$363,919.00		
										Bridge Consulting	PE	$128,000.00	$32,000.00	$160,000.00				
Performance Measure Impacted: Bridge Condition																		
Comments:Include DES 2000315, 2000308																		
Indiana Department of Transportation	42899 / 2000248	Init.	I 65	Substructure Repair And Rehabilitation	CR 100 N over I-65 and Honey Run, 1.54 miles N SR 56	Seymour	0	NHPP	$1,711,331.00	Bridge Construction	CN	$180,478.80	$20,053.20	$200,532.00				
Performance Measure Impacted: Safety																		

*Estimated Costs left to Complete Project column is for costs that may extend beyond the four years of a STIP. This column is not fiscally constrained and is for information purposes.

SPONSOR	CONTRACT # / LEAD DES	STIP NAME	ROUTE	WORK TYPE	LOCATION	DISTRICT	MILES	FEDERAL CATEGORY	Total Cost of Project*	PROGRAM	PHASE	FEDERAL	MATCH	2022	2023	2024	2025	2026
Comments:Include DES 2000248																		
Indiana Department of Transportation	42901 / 2000249	Init.	I 65	Bridge Painting	NB over Mucatatuck River OVFL, 01.09 N SR 256	Seymour	0	NHPP	$1,711,331.00	Bridge Construction	CN	$725,666.40	$80,629.60	$806,296.00				
Performance Measure Impacted: Bridge Condition																		
Comments:Include DES 2000251, 2000249																		
Indiana Department of Transportation	42910 / 2001167	Init.	VA VARI	Bridge Deck Overlay	SR 362 over Fourteen Mile Creek	Seymour	0	STBG	$943,563.00	Bridge Construction	CN	$590,538.40	$147,634.60			$738,173.00		
Performance Measure Impacted: Bridge Condition																		
Comments:Include DES 2001167																		
Indiana Department of Transportation	43224 / 1901464	Init.	VA VARI	Environmental Mitigation	Mitigation site for Wehmiller North	Seymour	0	STBG	$67,400.00	Road Consulting	PE	$53,920.00	$13,480.00	$67,400.00				
Performance Measure Impacted: Congestion Mitigation and Air Quality (CMAQ)																		
Comments:Include DES 1901464																		
Indiana Department of Transportation	43401 / 2002044	Init.	SR 56	Bridge Deck Overlay	Over Stucker Fork, 00.15 mi W of SR 3	Seymour	0	STBG	$2,173,907.00	Bridge Consulting	PE	$466,280.00	$116,570.00	$582,850.00				
										Bridge Construction	CN	$1,966,535.20	$491,633.80				$2,458,169.00	
Performance Measure Impacted: Bridge Condition																		
Comments:Include DES 2002043, 2002044																		
Indiana Department of Transportation	43524 / 1700204	Init.	SR 56	Bridge Replacement	1.65 miles W of SR 203 at Kimberlin Creek	Seymour	0	NHPP	$2,135,259.00	Bridge ROW	RW	$8,000.00	$2,000.00		$10,000.00			
Performance Measure Impacted: Bridge Condition																		
Comments:Include DES 1700204																		
Indiana Department of Transportation	43587 / 1902653	Init.	VA VARI	Install New Guardrail	Along US 31 in Scott County	Seymour	0	STBG	$1,338,373.00	Safety Construction	CN	$960,170.40	$240,042.60	$1,200,213.00				
Performance Measure Impacted: Safety																		
Comments:Include DES 1901966, 1902653																		
Indiana Department of Transportation	43729 / 2100563	Init.	I 65	Replace Superstructure	W Leota Rd Bridge over I-65, 2.59 miles S of SR 56	Seymour	0	NHPP	$8,003,955.00	Safety ROW	RW	$27,000.00	$3,000.00			$30,000.00		
										Safety Consulting	PE	$135,000.00	$15,000.00	$150,000.00				
										Bridge Consulting	PE	$846,000.00	$94,000.00	$940,000.00				
										Bridge ROW	RW	$22,500.00	$2,500.00			$25,000.00		
										Safety Construction	CN	$1,012,459.50	$112,495.50					$1,124,955.00
										Bridge Construction	CN	$5,160,600.00	$573,400.00					$5,734,000.00

*Estimated Costs left to Complete Project column is for costs that may extend beyond the four years of a STIP. This column is not fiscally constrained and is for information purposes.

SPONSOR	CONTRACT # / LEAD DES	STIP NAME	ROUTE	WORK TYPE	LOCATION	DISTRICT	MILES	FEDERAL CATEGORY	Total Cost of Project*	PROGRAM	PHASE	FEDERAL	MATCH	2022	2023	2024	2025	2026
Performance Measure Impacted: Bridge Condition																		
Comments:Include DES 2100042, 2100714, 2100743, 2100755, 2100802, 2100563																		
Indiana Department of Transportation	43743 / 2100037	Init.	US 31	Intersection Improvement, Roundabout	Intersection of SR 356/Leota Rd	Seymour	0	STBG	$3,480,846.00	Safety ROW	RW	$40,000.00	$10,000.00			$50,000.00		
										Safety Construction	CN	$2,384,676.80	$596,169.20					$2,980,846.00
										Safety Consulting	PE	$360,000.00	$90,000.00		$450,000.00			
Performance Measure Impacted: Safety																		
Comments:Include DES 2100037																		
Indiana Department of Transportation	44015 / 2101192	Init.	I 65	Added Travel Lanes	South of the SR56 (Scottsburg) interchange to 1.5 miles N of SR 56 (just south of Moonglo	Seymour	3.7	NHPP	$31,204,099.00	Road Consulting	PE	$1,091,521.80	$121,280.20	$1,212,802.00				
										Road Construction	CN	$26,992,167.30	$2,999,129.70			$29,991,297.00		
Performance Measure Impacted: Pavement Condition																		
Comments:Include DES 2101192																		

Scott County Total

Federal: $60,565,364.07 Match :$9,061,235.21 2022: $10,749,916.07 2023: $14,795,558.85 2024: $31,779,180.82 2025: $2,462,142.55 2026: $9,839,801.00

*Estimated Costs left to Complete Project column is for costs that may extend beyond the four years of a STIP. This column is not fiscally constrained and is for information purposes.

SPONSOR	CONTRACT # / LEAD DES	STIP NAME	ROUTE	WORK TYPE	LOCATION	DISTRICT	MILES	FEDERAL CATEGORY	Total Cost of Project*	PROGRAM	PHASE	FEDERAL	MATCH	2022	2023	2024	2025	2026
Shelby County																		
Shelby County	1902080	Init.	IR 1001	Bridge Inspections	Countywide Bridge Inspection and Inventory Program for Cycle Years 2021-2024	Greenfield	0	STBG	$321,941.00	Local Funds	PE	$0.00	$65,882.00	$30,525.00	$4,280.00	$26,544.00	$4,533.00	
										Local Bridge Program	PE	$263,525.00	$0.00	$122,101.00	$17,120.00	$106,174.00	$18,130.00	
Performance Measure Impacted: Bridge Condition																		
Indiana Department of Transportation	2000146	Init.	SR 9	Added Travel Lanes, Construct Turn Lanes	At State Route 44	Greenfield	.2	STBG	$366,579.00	Safety Construction	CN	$293,263.20	$73,315.80				$366,579.00	
Performance Measure Impacted: Pavement Condition																		
Shelby County	2003058	Init.	IR 8003	HMA Overlay, Structural	McGregor Rd/ 940 North between Carroll Road and Walnut Street which is .1 mile	Greenfield	.4	STBG	$1,892,280.00	Federal Exchange	CN	$1,892,280.00	$0.00	$1,892,280.00				
Performance Measure Impacted: Pavement Condition																		
Fairland	2100364	Init.	MS NA	HMA Overlay, Preventive Maintenance	CAREY ST from Franklin Street to 3417 West 400 North	Greenfield	0	STBG	$138,414.00	Community Crossing Grant Fund	CN	$103,810.50	$0.00	$103,810.50				
										Local Funds	CN	$0.00	$34,603.50	$34,603.50				
Performance Measure Impacted: Pavement Condition																		
Shelby County	2100489	Init.	MS NA	Bridge Replacement	Bridge NBI # 7300009 located at CR 600 WEST	Greenfield	0	STBG	$1,099,431.49	Local Funds	CN	$0.00	$274,857.87	$274,857.87				
										Community Crossing Grant Fund	CN	$824,573.62	$0.00	$824,573.62				
Performance Measure Impacted: Bridge Condition																		
Indiana Department of Transportation	39730 / 1600625	Init.	US 52	Intersection Improvement, Roundabout	At SR 9	Greenfield	0	STBG	$20,537,494.79	Road ROW	RW	$116,000.00	$29,000.00	$145,000.00				
										Bridge Construction	CN	$4,044,351.20	$1,011,087.80		$5,055,439.00			
										District Other Construction	CN	$624,800.00	$156,200.00			$781,000.00		
										Bridge ROW	RW	$40,000.00	$10,000.00	$50,000.00				
										Mobility ROW	RW	$40,000.00	$10,000.00	$50,000.00				
										Mobility Construction	CN	$1,325,779.20	$331,444.80	$30,000.00	$1,627,224.00			
										Safety ROW	RW	$341,060.00	$85,265.00	$426,325.00				
										Road Construction	CN	$6,378,204.00	$1,594,551.00		$5,851,450.00	$2,121,305.00		

*Estimated Costs left to Complete Project column is for costs that may extend beyond the four years of a STIP. This column is not fiscally constrained and is for information purposes.

SPONSOR	CONTRACT # / LEAD DES	STIP NAME	ROUTE	WORK TYPE	LOCATION	DISTRICT	MILES	FEDERAL CATEGORY	Total Cost of Project*	PROGRAM	PHASE	FEDERAL	MATCH	2022	2023	2024	2025	2026
Indiana Department of Transportation	39730 / 1600625	Init.	US 52	Intersection Improvement, Roundabout	At SR 9	Greenfield	0	STBG	$20,537,494.79	Safety Construction	CN	$665,600.00	$166,400.00		$832,000.00			
Performance Measure Impacted: Safety																		
Comments:Include DES 1593240, 1602241, 1602242, 1901512, 1902710, 2000305, 2000368, 2000571, 2000574, 2000575, 2000576, 2000598, 2101282, 1600625																		
Indiana Department of Transportation	40506 / 1601973	Init.	I 74	Road Reconstruction (3R/4R Standards)	From 0.11 mi W of SR 244 to 0. 11 mi E of SR 244	Greenfield	.22	NHPP	$15,220,701.42	Road Consulting	PE	$119,376.00	$13,264.00	$132,640.00				
Comments:Include DES 1601974, 1601978, 1601980, 1601973																		
Indiana Department of Transportation	40937 / 1801267	Init.	SR 9	Relinquishments/Road Transfer	from N. Jct. of SR 44 (E. Broadway St.) to I-74 for Route Transfer	Greenfield	1.51	NHPP	$5,655,000.00	Route Transfer/relinquishment	CN	$2,720,000.00	$680,000.00	$1,700,000.00	$1,700,000.00			
Performance Measure Impacted: Safety																		
Comments:Include DES 1801267																		
Shelbyville	41302 / 1702775	Init.	ST 1023	Intersection Improvement, Roundabout	The Intersection of Miller St and McKay Road in Shelbyville Indiana	Greenfield	.5	STBG	$3,534,450.00	Group III Program	CN	$2,442,000.00	$0.00		$2,442,000.00			
										Group III Program	RW	$103,200.00	$0.00	$103,200.00				
										Route Transfer/relinquishment	CN	$619,200.00	$0.00		$619,200.00			
										Route Transfer/relinquishment	RW	$25,800.00	$0.00	$25,800.00				
Performance Measure Impacted: Safety																		
Comments:Include DES 1702775																		
Indiana Department of Transportation	41752 / 1800664	Init.	I 74	ITS Traffic Management Systems	CCTV/DMS from 4.0 miles E of I -465 to Shelby/Decatur County Line, 4.6 miles E of SR 244	Greenfield	25.971	NHPP	$3,440,537.00	Statewide Consulting	PE	$189,000.00	$21,000.00	$210,000.00				
										Statewide Construction	CN	$2,452,500.00	$272,500.00		$2,725,000.00			
Performance Measure Impacted: Congestion Mitigation and Air Quality (CMAQ)																		
Comments:Include DES 1800664																		
Indiana Department of Transportation	42116 / 1900658	Init.	I 65	Bridge Painting	NBL over Big Blue River	Seymour	0	NHPP	$1,260,148.00	Bridge Construction	CN	$1,134,133.20	$126,014.80	$1,260,148.00				
Performance Measure Impacted: Bridge Condition																		
Indiana Department of Transportation	42211 / 1901538	Init.	SR 9	Bridge Thin Deck Overlay	over N BRANCH LEWIS CREEK, 04.54 S SR 44	Greenfield	0	STBG	$322,942.00	Bridge Construction	CN	$278,400.00	$69,600.00	$348,000.00				
Performance Measure Impacted: Bridge Condition																		
Comments:Include DES 1901543, 1901538																		
Indiana Department of Transportation	42260 / 1901508	Init.	SR 9	HMA Overlay, Preventive Maintenance	0.24 mi S of I-74 to 0.29 mi N of I-74	Greenfield	1.52	STBG	$456,225.00	Road Construction	CN	$364,980.00	$91,245.00	$456,225.00				
Performance Measure Impacted: Pavement Condition																		
Comments:Include DES 1901508																		

*Estimated Costs left to Complete Project column is for costs that may extend beyond the four years of a STIP. This column is not fiscally constrained and is for information purposes.

SPONSOR	CONTRACT # / LEAD DES	STIP NAME	ROUTE	WORK TYPE	LOCATION	DISTRICT	MILES	FEDERAL CATEGORY	Total Cost of Project*	PROGRAM	PHASE	FEDERAL	MATCH	2022	2023	2024	2025	2026
Indiana Department of Transportation	42264 / 1600801	Init.	SR 244	Road Rehabilitation (3 R/4R Standards)	from 0.06 mi E of I-74 (E ramps I-74) to 5.18 mi E of I-74 at Deer Creek	Greenfield	5.098	STBG	$7,327,051.00	Road Construction	CN	$3,449,960.80	$862,490.20			$4,312,451.00		
										Road ROW	RW	$1,200,000.00	$300,000.00	$500,000.00	$1,000,000.00			
Comments:Include DES 1600801																		
Indiana Department of Transportation	42269 / 1900222	Init.	I 74	Small Structure Pipe Lining	10.613 E MARION/SHELBY	Greenfield	0	NHPP	$227,000.00	Bridge Construction	CN	$204,300.00	$22,700.00			$227,000.00		
										Bridge ROW	RW	$0.00	$0.00	$0.00				
Performance Measure Impacted: Safety																		
Comments:Include DES 1900222																		
Indiana Department of Transportation	43053 / 2000434	Init.	I 74	Bridge Deck Overlay	over SNAIL CREEK, 06.18 W SR 9	Greenfield	0	NHPP	$4,227,854.00	Bridge Construction	CN	$3,062,568.60	$340,285.40		$3,402,854.00			
Performance Measure Impacted: Bridge Condition																		
Comments:Include DES 2000428, 2000429, 2000436, 2000438, 2000434																		
Indiana Department of Transportation	43072 / 2000437	Init.	SR 9	Bridge Deck Overlay	over E FORK LEWIS CREEK, 06 .65 S SR 44	Greenfield	0	STBG	$651,893.00	Bridge Construction	CN	$338,267.20	$84,566.80		$422,834.00			
Performance Measure Impacted: Bridge Condition																		
Comments:Include DES 2000437																		
Indiana Department of Transportation	43122 / 2001679	Init.	SR 44	Intersect. Improv. W/ New Signals	@ Sgt Henderson Drive New Traffic Signal.	Greenfield	.1	STBG	$406,485.00	District Other Construction	CN	$220,121.60	$55,030.40	$275,152.00				
Performance Measure Impacted: Safety																		
Comments:Include DES 2001679																		
Indiana Department of Transportation	43393 / 2001869	Init.	I 74	HMA Overlay, Preventive Maintenance	0.81 mi E of SR 9 to 5.15 mi E of SR 244 (Shelby/Decatur Co Ln)	Seymour	10.084	NHPP	$18,786,757.00	Road Construction	CN	$12,538,275.30	$1,393,141.70				$13,931,417.00	
										Bridge Construction	CN	$2,569,806.00	$285,534.00				$2,855,340.00	
										Road Consulting	PE	$1,800,000.00	$200,000.00	$2,000,000.00				
Performance Measure Impacted: Pavement Condition																		
Comments:Include DES 2002130, 2002131, 2001869																		
Indiana Department of Transportation	43500 / 2002273	Init.	SR 9	Small Structure Replacement	6.752 mi. N of I 74	Greenfield	0	STBG	$1,175,134.00	Bridge Construction	CN	$662,027.20	$165,506.80				$827,534.00	
Performance Measure Impacted: Bridge Condition																		
Comments:Include DES 2002274, 2002273																		
Indiana Department of Transportation	43672 / 2100960	Init.	I 74	Bridge Deck Overlay	Rigid deck overlay, replace approach slabs, shim bearings, address maintenance	Greenfield	0	NHPP	$3,260,484.00	Bridge Construction	CN	$2,700,000.00	$300,000.00		$3,000,000.00			

*Estimated Costs left to Complete Project column is for costs that may extend beyond the four years of a STIP. This column is not fiscally constrained and is for information purposes.

SPONSOR	CONTRACT # / LEAD DES	STIP NAME	ROUTE	WORK TYPE	LOCATION	DISTRICT	MILES	FEDERAL CATEGORY	Total Cost of Project*	PROGRAM	PHASE	FEDERAL	MATCH	2022	2023	2024	2025	2026
Indiana Department of Transportation	43672 / 2100960	Init.	I 74	Bridge Deck Overlay	Rigid deck overlay, replace approach slabs, shim bearings, address maintenance	Greenfield	0	NHPP	$3,260,484.00	Bridge Consulting	PE	$234,435.60	$26,048.40	$260,484.00				
Performance Measure Impacted: Bridge Condition																		
Comments:Include DES 2100961, 2100960																		
Indiana Department of Transportation	43938 / 2100580	Init.	I 74	Bridge Painting	I-74 EB, BRANDYWINE CREEK 4.15 MI W SR 9	Greenfield	0	NHPP	$720,000.00	Bridge Construction	CN	$594,000.00	$66,000.00					$660,000.00
										Bridge Consulting	PE	$54,000.00	$6,000.00	$60,000.00				
Performance Measure Impacted: Bridge Condition																		
Comments:Include DES 2100581, 2100580																		
Indiana Department of Transportation	43941 / 2100159	Init.	I 74	Bridge Replacement	BRIDGE OVER PLEASANTVIEW ROAD, 7.52 MI E I-465	Greenfield	0	NHPP	$3,912,900.00	Bridge Construction	CN	$3,206,610.00	$356,290.00					$3,562,900.00
										Bridge Consulting	PE	$315,000.00	$35,000.00	$350,000.00				
Performance Measure Impacted: Bridge Condition																		
Comments:Include DES 2100159																		
Indiana Department of Transportation	43944 / 2100208	Init.	I 74	HMA Overlay, Preventive Maintenance	9.36 mi W of SR 9 to 6.29 mi W of SR 9	Greenfield	3.073	NHPP	$6,570,920.00	Road Construction	CN	$5,553,828.00	$617,092.00					$6,170,920.00
										Road Consulting	PE	$360,000.00	$40,000.00	$400,000.00				
Performance Measure Impacted: Pavement Condition																		
Comments:Include DES 2100208																		
Indiana Department of Transportation	44048 / 2101217	Init.	SP 252	Drainage Ditch Correction	4.1 miles East of I-65	Seymour	.18	STBG	$561,000.00	District Other Construction	CN	$400,000.00	$100,000.00			$500,000.00		
										District Other Consulting	PE	$48,800.00	$12,200.00	$61,000.00				
Performance Measure Impacted: Safety																		
Comments:Include DES 2101217																		

Shelby County Total

Federal: $66,913,836.22 Match :$10,384,117.27 2022: $12,126,725.49 2023: $28,699,401.00 2024: $8,074,474.00 2025: $18,003,533.00 2026: $10,393,820.00

*Estimated Costs left to Complete Project column is for costs that may extend beyond the four years of a STIP. This column is not fiscally constrained and is for information purposes.

SPONSOR	CONTRACT # / LEAD DES	STIP NAME	ROUTE	WORK TYPE	LOCATION	DISTRICT	MILES	FEDERAL CATEGORY	Total Cost of Project*	PROGRAM	PHASE	FEDERAL	MATCH	2022	2023	2024	2025	2026
Spencer County																		
Indiana Department of Transportation	1900608	Init.	SR 161	Single Location Bridge Inspection	SR 161 Glover Cary Bridge over the Ohio Rv, Owensboro FY 23- Pay to KY	Vincennes	0	STBG	$75,000.00	Bridge Consulting	PE	$60,000.00	$15,000.00		$75,000.00			
Performance Measure Impacted: Bridge Condition																		
Indiana Department of Transportation	1900613	Init.	US 231	Single Location Bridge Inspection	William Natcher Bridge over the Ohio River FY 2023- Pay to KY	Vincennes	0	NHPP	$75,000.00	Bridge Consulting	PE	$60,000.00	$15,000.00		$75,000.00			
Performance Measure Impacted: Bridge Condition																		
Indiana Department of Transportation	1902677	Init.	I 64	Rest Area Modernization	Nancy Hanks Rest Area - WB	Vincennes	.66	NHPP	$4,683,250.00	Statewide Construction	CN	$3,831,750.00	$425,750.00				$4,257,500.00	
										Statewide Consulting	PE	$383,175.00	$42,575.00			$425,750.00		
Performance Measure Impacted: Reliability and Freight Reliability																		
Indiana Department of Transportation	1902702	Init.	US 231	Bridge Maintenance And Repair	US 231 Over Ohio River Cable Repairs Payment to KYTC	Vincennes	.48	NHPP	$3,837,500.00	Bridge Construction	CN	$3,000,000.00	$750,000.00	$1,250,000.00		$2,500,000.00		
Performance Measure Impacted: Bridge Condition																		
Spencer County	2100154	Init.	IR 1001	Bridge Inspections	Countywide Bridge Inspection and Inventory Program for Cycle Years 2022-2025	Vincennes	0	STBG	$352,352.06	Local Bridge Program	PE	$252,758.00	$0.00		$127,475.00	$7,028.00	$110,948.00	$7,307.00
										Local Funds	PE	$0.00	$63,165.00		$31,869.00	$1,757.00	$27,712.00	$1,827.00
Performance Measure Impacted: Bridge Condition																		
Indiana Department of Transportation	39085 / 1592457	Init.	SR 161	Bridge Deck Overlay	Glover Cary Bridge over the Ohio River	Vincennes	0	STBG	$2,225,000.00	Bridge Construction	CN	$1,700,000.00	$425,000.00	$1,000,000.00		$1,125,000.00		
Performance Measure Impacted: Bridge Condition																		
Comments:Include DES 1592457																		
Indiana Department of Transportation	40540 / 1601059	Init.	SR 62	HMA Overlay, Preventive Maintenance	From US-231 to SR-245	Vincennes	1.01	STBG	$3,031,337.00	Road Construction	CN	$1,544,505.60	$386,126.40	$1,930,632.00				
Performance Measure Impacted: Pavement Condition																		
Comments:Include DES 1601055, 1601059																		
Indiana Department of Transportation	40786 / 1702649	Init.	US 231	Bridge Deck Overlay	William Natcher Bridge over the Ohio River	Vincennes	0	NHPP	$2,162,500.00	Bridge Construction	CN	$1,700,000.00	$425,000.00	$2,125,000.00				
										Bridge Consulting	PE	$30,000.00	$7,500.00	$37,500.00				
Performance Measure Impacted: Bridge Condition																		
Comments:Include DES 1702649																		
Indiana Department of Transportation	41060 / 1800914	Init.	SR 62	Bridge Deck Overlay	Over Buckhorn Creek, 01.40 mi S SR-162	Vincennes	0	STBG	$499,956.00	Bridge Construction	CN	$324,800.00	$81,200.00		$406,000.00			
										Bridge Consulting	PE	$48,800.00	$12,200.00	$61,000.00				

*Estimated Costs left to Complete Project column is for costs that may extend beyond the four years of a STIP. This column is not fiscally constrained and is for information purposes.

SPONSOR	CONTRACT # / LEAD DES	STIP NAME	ROUTE	WORK TYPE	LOCATION	DISTRICT	MILES	FEDERAL CATEGORY	Total Cost of Project*	PROGRAM	PHASE	FEDERAL	MATCH	2022	2023	2024	2025	2026
Indiana Department of Transportation	41060 / 1800914	Init.	SR 62	Bridge Deck Overlay	Over Buckhorn Creek, 01.40 mi S SR-162	Vincennes	0	STBG	$499,956.00	Bridge ROW	RW	$20,000.00	$5,000.00	$25,000.00				
Performance Measure Impacted: Bridge Condition																		
Comments:Include DES 2101022, 1800914																		
Indiana Department of Transportation	41128 / 1800959	Init.	SR 162	HMA Overlay, Preventive Maintenance	From E Jct SR-245 to I-64	Vincennes	7.238	STBG	$1,922,137.00	Road Consulting	PE	$12,000.00	$3,000.00	$15,000.00				
Performance Measure Impacted: Pavement Condition																		
Comments:Include DES 1800959																		
Indiana Department of Transportation	42196 / 1900126	Init.	SR 70	Bridge Replacement	Over Waterman Branch, 0.24 mi W SR-66	Vincennes	0	STBG	$8,051,983.00	Bridge Construction	CN	$5,347,460.00	$1,336,865.00			$6,684,325.00		
										Bridge ROW	RW	$56,800.00	$14,200.00		$71,000.00			
Performance Measure Impacted: Bridge Condition																		
Comments:Include DES 1900103, 1900199, 1900252, 1900259, 2000733, 1900126																		
Indiana Department of Transportation	42199 / 1900300	Init.	SR 66	Slide Correction	2.05 miles West of SR-70 Jct	Vincennes	0	STBG	$14,278,344.00	Bridge Consulting	PE	$40,320.00	$10,080.00	$50,400.00				
										Road ROW	RW	$40,800.00	$10,200.00		$51,000.00			
										Road Consulting	PE	$309,460.80	$77,365.20	$386,826.00				
										Bridge Construction	CN	$134,400.00	$33,600.00			$168,000.00		
										Road Construction	CN	$10,097,244.80	$2,524,311.20			$12,621,556.00		
Performance Measure Impacted: Safety																		
Comments:Include DES 1900287, 1900291, 1900294, 1900295, 1900296, 2000129, 2001057, 1900300																		
Indiana Department of Transportation	42628 / 1902699	Init.	SR 161	Bridge Deck Overlay	SR 161 over Rose Pond Ditch	Vincennes	.11	STBG	$4,124,000.00	Bridge Construction	CN	$2,920,000.00	$730,000.00	$3,650,000.00				
Performance Measure Impacted: Bridge Condition																		
Comments:Include DES 1902701, 1902699																		
Indiana Department of Transportation	43515 / 2000131	Init.	SR 66	Slide Correction	1.35 miles West of SR 70 Jct	Vincennes	0	STBG	$11,442,007.00	Road ROW	RW	$30,000.00	$7,500.00			$37,500.00		
										Road Construction	CN	$8,043,325.60	$2,010,831.40				$10,054,157.00	
										Road Consulting	PE	$890,880.00	$222,720.00	$1,113,600.00				
Performance Measure Impacted: Safety																		
Comments:Include DES 1900288, 2000125, 2000133, 2000131																		

*Estimated Costs left to Complete Project column is for costs that may extend beyond the four years of a STIP. This column is not fiscally constrained and is for information purposes.

SPONSOR	CONTRACT # / LEAD DES	STIP NAME	ROUTE	WORK TYPE	LOCATION	DISTRICT	MILES	FEDERAL CATEGORY	Total Cost of Project*	PROGRAM	PHASE	FEDERAL	MATCH	2022	2023	2024	2025	2026
Indiana Department of Transportation	43658 / 1800922	Init.	SR 161	Bridge Thin Deck Overlay	Over Sweezer Ditch, 04.29 mi S SR-62	Vincennes	0	STBG	$670,620.00	Bridge Construction	CN	$384,000.00	$96,000.00	$480,000.00				
Performance Measure Impacted: Bridge Condition																		
Comments:Include DES 1902740, 1800922																		
Indiana Department of Transportation	43972 / 2100642	Init.	SR 66	Bridge Deck Overlay	EBL over RICHARDS DRAIN, 04 .02 W SR 161	Vincennes	0	NHPP	$3,685,234.00	Bridge Consulting	PE	$403,200.00	$100,800.00	$504,000.00				
										Bridge Construction	CN	$2,544,987.20	$636,246.80					$3,181,234.00
Performance Measure Impacted: Bridge Condition																		
Comments:Include DES 2100633, 2100634, 2100643, 2100642																		
Indiana Department of Transportation	43979 / 2100169	Init.	SR 66	HMA Overlay, Preventive Maintenance	From 2.52 mi W. US 231 (W. City Limits Rockport) to 1.19 W. of US 231	Vincennes	1.332	NHPP	$4,194,258.00	Bridge Construction	CN	$1,552,000.00	$388,000.00					$1,940,000.00
										Bridge Consulting	PE	$196,800.00	$49,200.00	$246,000.00				
										Road ROW	RW	$16,000.00	$4,000.00			$20,000.00		
										Bridge ROW	RW	$32,000.00	$8,000.00			$40,000.00		
										Road Construction	CN	$1,398,606.40	$349,651.60					$1,748,258.00
										Road Consulting	PE	$160,000.00	$40,000.00	$200,000.00				
Performance Measure Impacted: Pavement Condition																		
Comments:Include DES 2100830, 2100831, 2100169																		
Indiana Department of Transportation	43980 / 2100259	Init.	SR 245	HMA Overlay, Preventive Maintenance	From W. Jct. SR 162 to SR 62	Vincennes	4.596	STBG	$2,825,540.00	Road Consulting	PE	$216,000.00	$54,000.00	$270,000.00				
										Road Construction	CN	$1,929,232.00	$482,308.00				$10,000.00	$2,401,540.00
										Road ROW	RW	$115,200.00	$28,800.00			$144,000.00		
Performance Measure Impacted: Pavement Condition																		
Comments:Include DES 2100259																		
Indiana Department of Transportation	43985 / 2100261	Init.	SR 62	Slide Correction	From 2.0 miles east of State Road 162 to 2.2 Miles East of State Road 162	Vincennes	.495	STBG	$1,516,263.00	Road ROW	RW	$24,000.00	$6,000.00			$30,000.00		
										Road Consulting	PE	$144,000.00	$36,000.00	$180,000.00				
										Road Construction	CN	$1,045,010.40	$261,252.60					$1,306,263.00
Performance Measure Impacted: Safety																		

*Estimated Costs left to Complete Project column is for costs that may extend beyond the four years of a STIP. This column is not fiscally constrained and is for information purposes.

SPONSOR	CONTRACT # / LEAD DES	STIP NAME	ROUTE	WORK TYPE	LOCATION	DISTRICT	MILES	FEDERAL CATEGORY	Total Cost of Project*	PROGRAM	PHASE	FEDERAL	MATCH	2022	2023	2024	2025	2026
Comments:Include DES 2100261																		

Spencer County Total

Federal: $51,039,515.80 Match :$12,174,448.20 2022: $13,524,958.00 2023: $837,344.00 2024: $23,804,916.00 2025: $14,460,317.00 2026: $10,586,429.00

*Estimated Costs left to Complete Project column is for costs that may extend beyond the four years of a STIP. This column is not fiscally constrained and is for information purposes.

SPONSOR	CONTRACT # / LEAD DES	STIP NAME	ROUTE	WORK TYPE	LOCATION	DISTRICT	MILES	FEDERAL CATEGORY	Total Cost of Project*	PROGRAM	PHASE	FEDERAL	MATCH	2022	2023	2024	2025	2026
St. Joseph County																		
St. Joseph County	1593056	Init.	VA VARI	Bridge Inspections	Countywide Bridge Inspection and Inventory Program for Cycle Years 2020-2023	LaPorte	0	STBG	$493,090.00	Local Funds	PE	$0.00	$68,275.00	$2,180.00	$32,787.00	$33,308.00		
										Local Bridge Program	PE	$273,100.00	$0.00	$8,720.00	$131,148.00	$133,232.00		
Performance Measure Impacted: Bridge Condition																		
St. Joseph County	2000840	Init.	ST 1039	Railroad Protection	Pine Rd - Norfolk Southern RR Co. - DOT # 522567W	LaPorte	0	STBG	$340,000.00	Local Funds	CN	$0.00	$34,000.00		$34,000.00			
										Local Safety Program - 130	CN	$306,000.00	$0.00		$306,000.00			
Performance Measure Impacted: Transit																		
St. Joseph County	2000841	Init.	ST 1040	Railroad Protection	County Club Rd. - Norfolk Southern RR Co. - DOT # - 522568D	LaPorte	0	STBG	$340,000.00	Local Funds	CN	$0.00	$34,000.00		$34,000.00			
										Local Safety Program - 130	CN	$306,000.00	$0.00		$306,000.00			
Performance Measure Impacted: Transit																		
St. Joseph County	2000842	Init.	ST 1041	Railroad Protection	Quince Rd -- Norfolk Southern RR Co. - DOT # 522570E	LaPorte	0	STBG	$340,000.00	Local Funds	CN	$0.00	$34,000.00		$34,000.00			
										Local Safety Program - 130	CN	$306,000.00	$0.00		$306,000.00			
Performance Measure Impacted: Transit																		
St. Joseph County	2000843	Init.	ST 1042	Railroad Protection	Pear Rd - Norfolk Southern RR - DOT # 522571L	LaPorte	0	STBG	$340,000.00	Local Safety Program - 130	CN	$306,000.00	$0.00		$306,000.00			
										Local Funds	CN	$0.00	$34,000.00		$34,000.00			
Performance Measure Impacted: Transit																		
Indiana Department of Transportation	2001650	Init.	VA VARI	Sign Modernization (Series Of Units)	US20, US20/US31, and US31, US31 Bypass at Michigan State Line to US20 Bypass at Fort	LaPorte	0	NHPP	$3,410,000.00	Toll Lease Amendment Proceeds	CN	$2,408,000.00	$602,000.00	$10,000.00	$3,000,000.00			
Performance Measure Impacted: Safety																		
Mishawaka	2001725	Init.	IR 1003	Added Travel Lanes	Adding Travel Lanes to McKinley Ave from Division St to Elder Rd	LaPorte	1.73	STBG	$37,000,000.00	Local Funds	RW	$0.00	$8,000,000.00			$8,000,000.00		
										Local Funds	CN	$0.00	$25,000,000.00					$25,000,000.00
Performance Measure Impacted: Pavement Condition																		
New Carlisle	2100441	Init.	MS NA	Pavement Replacement	ADA ST, ADA ST	LaPorte	0	STBG	$445,521.01	Local Funds	CN	$0.00	$111,380.26	$111,380.26				
										Community Crossing Grant Fund	CN	$334,140.75	$0.00	$334,140.75				
Performance Measure Impacted: Pavement Condition																		

*Estimated Costs left to Complete Project column is for costs that may extend beyond the four years of a STIP. This column is not fiscally constrained and is for information purposes.

SPONSOR	CONTRACT # / LEAD DES	STIP NAME	ROUTE	WORK TYPE	LOCATION	DISTRICT	MILES	FEDERAL CATEGORY	Total Cost of Project*	PROGRAM	PHASE	FEDERAL	MATCH	2022	2023	2024	2025	2026
Osceola	2100454	Init.	MS NA	HMA Overlay, Preventive Maintenance	BEECH RD	LaPorte	0	STBG	$219,631.10	Community Crossing Grant Fund	CN	$174,086.62	$0.00	$174,086.62				
										Local Funds	CN	$0.00	$58,028.87	$58,028.87				
Performance Measure Impacted: Pavement Condition																		
South Bend	2100495	Init.	MS NA	HMA Overlay Minor Structural	ALTGELD ST, COQUILLARD DR , INDIANA AV, LINDSEY ST, SHERMAN AV, WOODMONT DR	LaPorte	0	STBG	$1,299,800.00	Community Crossing Grant Fund	CN	$649,900.00	$0.00	$649,900.00				
										Local Funds	CN	$0.00	$649,900.00	$649,900.00				
Performance Measure Impacted: Pavement Condition																		
St. Joseph County	2100508	Init.	MS NA	Pavement Replacement	ADAMS RD, BITTERSWEET RD, BLACKBERRY RD, CLEVELAND RD, CLOVER TR,	LaPorte	0	STBG	$2,253,317.74	Local Funds	CN	$0.00	$1,253,317.74	$1,253,317.74				
										Community Crossing Grant Fund	CN	$1,000,000.00	$0.00	$1,000,000.00				
Performance Measure Impacted: Pavement Condition																		
Indiana Department of Transportation	40278 / 1700709	Init.	SR 23	ADA Sidewalk Ramp Construction	ADA Curb Ramps Along SR 23 in South Bend (St Joseph County)	LaPorte	1.381	NHPP	$1,102,820.00	Toll Lease Amendment Proceeds	CN	$222,912.80	$55,728.20	$278,641.00				
Performance Measure Impacted: Safety																		
Comments:Include DES 1700709																		
Indiana Department of Transportation	40600 / 1701538	Init.	US 20	Bridge Replacement	Bridge over US 31, 2.75 mi E of SR 23	LaPorte	0	NHPP	$1,701,538.00	Bridge Consulting	PE	$76,720.00	$19,180.00	$95,900.00				
										Local Funds	CN	$9,204,534.40	$2,301,133.60	$11,505,668.00				
Performance Measure Impacted: Bridge Condition																		
Indiana Department of Transportation	40603 / 1700020	Init.	SR 933	Intersect. Improv. W/ Added Turn Lanes	Intersection of SR 933 and Cleveland Rd, 4.0mi N of SR 23	LaPorte	0	NHPP	$418,077.00	Toll Lease Amendment Proceeds	CN	$237,637.60	$59,409.40	$297,047.00				
Performance Measure Impacted: Safety																		
Comments:Include DES 1700020																		
St. Joseph County	41176 / 1702832	Init.	IR 1034	Road Reconstruction (3R/4R Standards)	Pierce Road from US 31 to Miami Hwy	LaPorte	1.8	STBG	$7,650,731.00	Group IV Program	CN	$4,860,800.00	$0.00		$4,860,800.00			
										Group IV Program	RW	$189,104.80	$0.00	$189,104.80				
										Local Funds	RW	$0.00	$47,276.20	$47,276.20				
										Local Funds	CN	$0.00	$1,215,200.00		$1,215,200.00			
Comments:Include DES 1702832																		

*Estimated Costs left to Complete Project column is for costs that may extend beyond the four years of a STIP. This column is not fiscally constrained and is for information purposes.

SPONSOR	CONTRACT # / LEAD DES	STIP NAME	ROUTE	WORK TYPE	LOCATION	DISTRICT	MILES	FEDERAL CATEGORY	Total Cost of Project*	PROGRAM	PHASE	FEDERAL	MATCH	2022	2023	2024	2025	2026
Indiana Department of Transportation	41331 / 1700018	Init.	SR 931	HMA Overlay Minor Structural	From 4.4mi S of SR4 (St Joe Co Line) to 4.4mi N of SR4 (South Bend Corp Limit)	LaPorte	8.55	STBG	$10,133,175.00	Toll Lease Amendment Proceeds	CN	$7,654,400.00	$1,913,600.00	$9,568,000.00				
Performance Measure Impacted: Pavement Condition																		
Comments:Include DES 1703031, 1700018																		
Indiana Department of Transportation	42441 / 1900011	Init.	SR 933	Bridge Replacement	SR 933 at St Joseph River, 1.5 9mi N of SR 23	LaPorte	0	STBG	$8,199,773.00	Bridge Construction	CN	$4,998,390.40	$1,249,597.60			$6,247,988.00		
										Bridge Consulting	PE	$488,000.00	$122,000.00		$610,000.00			
Performance Measure Impacted: Bridge Condition																		
Comments:Include DES 1900011																		
Indiana Department of Transportation	42444 / 1900177	Init.	SR 2	HMA Overlay Minor Structural	SR 2 from US 20 to US 20/31	LaPorte	12	NHPP	$17,133,021.00	Bridge Consulting	PE	$71,700.00	$0.00			$71,700.00		
										Bridge Construction	CN	$801,735.00	$0.00			$801,735.00		
										Toll Lease Amendment Proceeds	CN	$130,000.00	$0.00		$130,000.00			
										Road Construction	CN	$15,050,096.00	$0.00			$15,050,096.00		
Performance Measure Impacted: Pavement Condition																		
Comments:Include DES 1900017, 1900177																		
Indiana Department of Transportation	42455 / 1900063	Init.	SR 23	HMA Overlay Minor Structural	SR 23 from 0.46mi N of SR 4 (Potato Creek Bridge) to 0.94mi N of US 20 (Olive St)	LaPorte	11.83	STBG	$7,394,363.00	Toll Lease Amendment Proceeds	CN	$792,926.40	$198,231.60		$991,158.00			
										Road Construction	CN	$3,171,064.00	$792,766.00			$3,963,830.00		
										Road Consulting	PE	$168,000.00	$42,000.00			$210,000.00		
Performance Measure Impacted: Pavement Condition																		
Comments:Include DES 2100032, 2101267, 1900063																		
Indiana Department of Transportation	42493 / 1901359	Init.	SR 23	HMA Overlay, Preventive Maintenance	1.58mi S of SR 331 (Main St/Gumwood) to1.58mi S of the MI State Line (Bittersweet Rd)	LaPorte	4.08	STBG	$4,866,074.00	Toll Lease Amendment Proceeds	CN	$2,415,984.00	$603,996.00	$3,019,980.00				
										Toll Lease Amendment Proceeds	PE	$151,760.00	$37,940.00	$189,700.00				
Performance Measure Impacted: Pavement Condition																		
Comments:Include DES 1901359																		
Indiana Department of Transportation	42496 / 1901399	Init.	SR 23	Bridge Deck Overlay	Over SR 933 NB/Lincoln Way, 0.88mi S of US 20X	LaPorte	0	STBG	$5,298,068.00	Toll Lease Amendment Proceeds	PE	$306,880.00	$76,720.00	$383,600.00				
										Toll Lease Amendment Proceeds	CN	$4,565,923.20	$1,141,480.80	$5,707,404.00				

*Estimated Costs left to Complete Project column is for costs that may extend beyond the four years of a STIP. This column is not fiscally constrained and is for information purposes.

SPONSOR	CONTRACT # / LEAD DES	STIP NAME	ROUTE	WORK TYPE	LOCATION	DISTRICT	MILES	FEDERAL CATEGORY	Total Cost of Project*	PROGRAM	PHASE	FEDERAL	MATCH	2022	2023	2024	2025	2026
Indiana Department of Transportation	42496 / 1901399	Init.	SR 23	Bridge Deck Overlay	Over SR 933 NB/Lincoln Way, 0.88mi S of US 20X	LaPorte	0	STBG	$5,298,068.00	Bridge Construction	CN	$100,760.80	$25,190.20	$125,951.00				
Performance Measure Impacted: Bridge Condition																		
Comments:Include DES 1901374, 1901387, 1901427, 1901432, 1901473, 1901477, 1901478, 2000996, 1901399																		
St. Joseph County	42824 / 1902817	Init.	IR 6480	Bridge Rehabilitation Or Repair	Bridge is located approx. 0.4 Miles North of the intersection of Fillmore Rd. and Mayflower.	LaPorte	.159	STBG	$5,062,000.00	Local Funds	CN	$0.00	$893,000.00			$893,000.00		
										Local Funds	RW	$0.00	$90,000.00	$90,000.00				
										Local Bridge Program	CN	$3,572,000.00	$0.00			$3,572,000.00		
Performance Measure Impacted: Bridge Condition																		
Comments:Include DES 1902817																		
Indiana Department of Transportation	42983 / 2000526	Init.	SR 331	HMA Overlay, Preventive Maintenance	N. Jct of US 20 to 0.58 mi. N. of SR933 (S. of Jefferson Ave.)	LaPorte	1.95	NHPP	$4,051,865.00	Toll Lease Amendment Proceeds	CN	$2,961,492.00	$740,373.00		$3,701,865.00			
										Toll Lease Amendment Proceeds	PE	$40,000.00	$10,000.00		$50,000.00			
Performance Measure Impacted: Pavement Condition																		
Comments:Include DES 2000526																		
Indiana Department of Transportation	42985 / 2000084	Init.	SR 331	Bridge Deck Overlay	SR 331 NB over GTW RR, 00.8 3 S I-80 / I-90	LaPorte	0	NHPP	$2,825,376.00	Toll Lease Amendment Proceeds	CN	$2,130,836.80	$532,709.20	$10,000.00	$2,653,546.00			
										Toll Lease Amendment Proceeds	PE	$80,000.00	$20,000.00		$100,000.00			
Performance Measure Impacted: Bridge Condition																		
Comments:Include DES 2000088, 2000084																		
Indiana Department of Transportation	42986 / 2000060	Init.	US 20	Bridge Thin Deck Overlay	US 20 WB over US 20 WB/EB LINCOLN WAY, 01.69 S I-90	LaPorte	0	STBG	$938,764.00	Toll Lease Amendment Proceeds	CN	$1,361,044.80	$340,261.20	$30,000.00	$1,671,306.00			
										Toll Lease Amendment Proceeds	PE	$32,000.00	$8,000.00		$40,000.00			
										Toll Lease Amendment Proceeds	RW	$12,000.00	$3,000.00		$15,000.00			
Performance Measure Impacted: Bridge Condition																		
Comments:Include DES 1701416, 2000061, 2000077, 2000060																		
Indiana Department of Transportation	43045 / 2000798	Init.	US 31	Bridge Deck Overlay	US 31 at Adams Road over US 31 NB/SB, 01.48 N I-90	LaPorte	0	NHPP	$512,224.00	Bridge Consulting	PE	$24,000.00	$6,000.00			$30,000.00		
										Bridge Construction	CN	$312,179.20	$78,044.80			$390,224.00		
										Toll Lease Amendment Proceeds	CN	$8,000.00	$2,000.00		$10,000.00			
Performance Measure Impacted: Bridge Condition																		

*Estimated Costs left to Complete Project column is for costs that may extend beyond the four years of a STIP. This column is not fiscally constrained and is for information purposes.

SPONSOR	CONTRACT # / LEAD DES	STIP NAME	ROUTE	WORK TYPE	LOCATION	DISTRICT	MILES	FEDERAL CATEGORY	Total Cost of Project*	PROGRAM	PHASE	FEDERAL	MATCH	2022	2023	2024	2025	2026
Comments:Include DES 2000798																		
Indiana Department of Transportation	43049 / 2000443	Init.	US 31	Bridge Thin Deck Overlay	US 31 SB over HESTON DITCH , 03.92 N US 6	LaPorte	0	NHPP	$3,375,807.00	Bridge Construction	CN	$2,304,645.60	$576,161.40			$2,880,807.00		
										Bridge Consulting	PE	$360,000.00	$90,000.00			$450,000.00		
										Toll Lease Amendment Proceeds	CN	$36,000.00	$9,000.00		$45,000.00			
Performance Measure Impacted: Bridge Condition																		
Comments:Include DES 2000445, 2000654, 2000659, 2000682, 2000686, 2000688, 2000690, 2000756, 2000443																		
Indiana Department of Transportation	43346 / 2002007	Init.	US 20	Bridge Deck Overlay	US 20 over YORK ROAD, 01.3 8 E US 31	LaPorte	0	NHPP	$6,999,838.00	Bridge Construction	CN	$4,959,870.40	$1,239,967.60		$15,000.00	$10,000.00	$6,174,838.00	
										Toll Lease Amendment Proceeds	PE	$640,000.00	$160,000.00	$800,000.00				
Performance Measure Impacted: Bridge Condition																		
Comments:Include DES 2002136, 2002345, 2002007																		
Indiana Department of Transportation	43352 / 2002289	Init.	SR 4	Small Structure Replacement	SR 4, 1.20 W US 31	LaPorte	0	STBG	$746,206.00	Bridge Construction	CN	$512,564.80	$128,141.20		$5,000.00		$635,706.00	
										Bridge Consulting	PE	$16,000.00	$4,000.00				$20,000.00	
										Toll Lease Amendment Proceeds	PE	$68,400.00	$17,100.00	$85,500.00				
Performance Measure Impacted: Bridge Condition																		
Comments:Include DES 2002289																		
Indiana Department of Transportation	43378 / 2002290	Init.	SR 23	Small Structure Pipe Lining	SR 23 over DITCH, 1.05 N JCT US 31/20	LaPorte	0	STBG	$365,405.00	Toll Lease Amendment Proceeds	PE	$56,000.00	$14,000.00	$70,000.00				
										Bridge Construction	CN	$236,324.00	$59,081.00				$295,405.00	
Performance Measure Impacted: Safety																		
Comments:Include DES 2002290																		
Indiana Department of Transportation	43512 / 2001649	Init.	VA VARI	Interchange Modification	US20, US20/US31, and US31, US31 Bypass at Michigan State Line to US20 Bypass at Fort	LaPorte	0	NHPP	$5,867,200.00	Toll Lease Amendment Proceeds	CN	$4,016,000.00	$1,004,000.00	$20,000.00	$5,000,000.00			
Performance Measure Impacted: Safety																		
Comments:Include DES 2001649																		
Indiana Department of Transportation	43860 / 2100938	Init.	SR 23	Small Structure Maint and Repair	0.10 S JCT US 31/20	LaPorte	.1	STBG	$528,054.00	Toll Lease Amendment Proceeds	CN	$161,200.00	$40,300.00	$20,000.00	$181,500.00			
										Toll Lease Amendment Proceeds	PE	$40,000.00	$10,000.00	$50,000.00				
Performance Measure Impacted: Safety																		
Comments:Include DES 2100936, 2100937, 2100938																		

*Estimated Costs left to Complete Project column is for costs that may extend beyond the four years of a STIP. This column is not fiscally constrained and is for information purposes.

SPONSOR	CONTRACT # / LEAD DES	STIP NAME	ROUTE	WORK TYPE	LOCATION	DISTRICT	MILES	FEDERAL CATEGORY	Total Cost of Project*	PROGRAM	PHASE	FEDERAL	MATCH	2022	2023	2024	2025	2026
Indiana Department of Transportation	43893 / 2100761	Init.	US 20	Small Structure Replacement	over UNT St Joseph River, 0.12 mi E SR331 (under NE Quad Ramp)	LaPorte	.1	NHPP	$2,417,411.00	Bridge Consulting	PE	$284,000.00	$71,000.00	$255,000.00				$100,000.00
										Bridge Construction	CN	$1,585,928.80	$396,482.20			$45,000.00	$5,000.00	$1,932,411.00
										Bridge ROW	RW	$64,000.00	$16,000.00		$80,000.00			
Performance Measure Impacted: Bridge Condition																		
Comments:Include DES 2100832, 2101092, 2100761																		
Indiana Department of Transportation	43894 / 2003096	Init.	SR 23	Intersect. Improv. W/ New Signals	3.5 mi North of SR331 (Adams Rd E Jct)	LaPorte	0	STBG	$1,427,989.00	Mobility Consulting	PE	$160,000.00	$40,000.00	$200,000.00				
										Mobility ROW	RW	$56,000.00	$14,000.00		$70,000.00			
										Mobility Construction	CN	$926,391.20	$231,597.80			$40,000.00		$1,117,989.00
Performance Measure Impacted: Safety																		
Comments:Include DES 2003096																		
Indiana Department of Transportation	43930 / 2100558	Init.	SR 933	HMA Overlay, Preventive Maintenance	Elkhart Co. line (Ash Rd) to 1.4 7 mi. E. of SR 331 (Bittersweet Rd)	LaPorte	2.501	STBG	$3,836,824.00	Road Construction	CN	$2,669,459.20	$667,364.80		$5,000.00	$10,000.00	$55,000.00	$3,266,824.00
										Road Consulting	PE	$400,000.00	$100,000.00	$450,000.00				$50,000.00
Performance Measure Impacted: Pavement Condition																		
Comments:Include DES 2100237, 2100558																		

St. Joseph County Total

Federal: $91,808,893.57 Match :$53,391,935.67 2022: $37,740,426.24 2023: $25,974,310.00 2024: $42,832,920.00 2025: $7,185,949.00 2026: $31,467,224.00

*Estimated Costs left to Complete Project column is for costs that may extend beyond the four years of a STIP. This column is not fiscally constrained and is for information purposes.

SPONSOR	CONTRACT # / LEAD DES	STIP NAME	ROUTE	WORK TYPE	LOCATION	DISTRICT	MILES	FEDERAL CATEGORY	Total Cost of Project*	PROGRAM	PHASE	FEDERAL	MATCH	2022	2023	2024	2025	2026
Starke County																		
Starke County	1592155	Init.	VA VARI	Bridge Inspections	Countywide Bridge Inspection and Inventory Program for Cycle Years 2018-2021	LaPorte	0	STBG	$184,101.91	Local Bridge Program	PE	$4,130.55	$0.00	$4,130.55				
										Local Funds	PE	$0.00	$1,032.64	$1,032.64				
Performance Measure Impacted: Bridge Condition																		
Starke County	2003040	Init.	IR 7721	Bridge Replacement	CR700S, .25 miles W of CR200 W	LaPorte	.05	STBG	$634,000.00	Local Bridge Program	CN	$443,200.00	$0.00					$443,200.00
										Local Bridge Program	PE	$64,000.00	$0.00		$64,000.00			
										Local Funds	CN	$0.00	$110,800.00					$110,800.00
										Local Funds	PE	$0.00	$16,000.00		$16,000.00			
Performance Measure Impacted: Bridge Condition																		
Starke County	2100993	Init.	IR 1001	Bridge Inspections	Countywide Bridge Inspection and Inventory Program for Cycle Years 2022-2023	LaPorte	0	STBG	$148,727.00	Local Funds	PE	$0.00	$29,910.00		$17,158.00	$12,752.00		
										Local Bridge Program	PE	$118,817.00	$0.00		$68,632.00	$50,185.00		
Performance Measure Impacted: Bridge Condition																		
Indiana Department of Transportation	40602 / 1700082	Init.	US 35	Bridge Replacement	Over Craigmile Ditch, 2.74 mi. S of SR 8	LaPorte	0	STBG	$4,596,724.73	Bridge Construction	CN	$2,408,008.80	$602,002.20	$3,010,011.00				
										Bridge ROW	RW	$1,600.00	$400.00	$2,000.00				
Performance Measure Impacted: Bridge Condition																		
Comments:Include DES 1700034, 1700080, 1700081, 1701451, 1701474, 1701479, 1702081, 1700082																		
Indiana Department of Transportation	40604 / 1701326	Init.	SR 39	Small Structure Replacement	2.06 mi N of Jct of SR 10	LaPorte	0	STBG	$5,497,772.00	Bridge ROW	RW	$12,960.00	$3,240.00	$16,200.00				
										Bridge Construction	CN	$2,903,401.60	$725,850.40	$3,629,252.00				
										Bridge Consulting	PE	$32,000.00	$8,000.00	$40,000.00				
Performance Measure Impacted: Bridge Condition																		
Comments:Include DES 1600349, 1701328, 1701453, 1701476, 1701477, 1701480, 1701481, 1701494, 1701495, 1701496, 1701497, 1702103, 1701326																		
Indiana Department of Transportation	40686 / 1700008	Init.	SR 10	HMA Overlay Minor Structural	From 1.04mi W of W Jct SR39 (CR 500W) to 0.51mi E of W Jct SR39 (Oakwood Ave)	LaPorte	1.508	STBG	$4,221,791.00	Road ROW	RW	$8,000.00	$2,000.00	$10,000.00				
										Road Consulting	PE	$240,072.00	$60,018.00	$300,090.00				

*Estimated Costs left to Complete Project column is for costs that may extend beyond the four years of a STIP. This column is not fiscally constrained and is for information purposes.

SPONSOR	CONTRACT # / LEAD DES	STIP NAME	ROUTE	WORK TYPE	LOCATION	DISTRICT	MILES	FEDERAL CATEGORY	Total Cost of Project*	PROGRAM	PHASE	FEDERAL	MATCH	2022	2023	2024	2025	2026
Indiana Department of Transportation	40686 / 1700008	Init.	SR 10	HMA Overlay Minor Structural	From 1.04mi W of W Jct SR39 (CR 500W) to 0.51mi E of W Jct SR39 (Oakwood Ave)	LaPorte	1.508	STBG	$4,221,791.00	Road Construction	CN	$2,610,420.00	$652,605.00	$3,263,025.00				
Performance Measure Impacted: Pavement Condition																		
Comments:Include DES 1700008																		
North Judson	41179 / 1702834	Init.	VA VARI	ADA Sidewalk Ramp Construction	ADA ramp and sidewalk upgrades around downtown North Judson Phase 3	LaPorte	.1	STBG	$235,300.00	Local Transportation Alternatives	CN	$152,800.00	$0.00	$152,800.00				
										Local Funds	CN	$0.00	$38,200.00	$38,200.00				
Performance Measure Impacted: Safety																		
Comments:Include DES 1702834																		
Starke County	41774 / 1600940	Init.	IR 1017	Bridge Replacement, Other Construction	Bridge #7 on CR 1200 E over the Yellow River, .5 mi N of CR 250 S	LaPorte	0	STBG	$1,517,307.05	Local Bridge Program	CN	$1,080,000.00	$0.00	$1,080,000.00				
										Local Funds	CN	$0.00	$270,000.00	$270,000.00				
Comments:Include DES 1600940																		
Indiana Department of Transportation	42505 / 1901421	Init.	US 35	Bridge Thin Deck Overlay	Over the Yellow River, 0.99mi S of SR 8	LaPorte	0	NHPP	$989,505.00	Bridge Consulting	PE	$48,000.00	$12,000.00	$60,000.00				
										Bridge ROW	RW	$6,400.00	$1,600.00	$8,000.00				
										Bridge Construction	CN	$640,164.00	$160,041.00	$800,205.00				
										Toll Lease Amendment Proceeds	CN	$178,027.20	$44,506.80	$222,534.00				
										Toll Lease Amendment Proceeds	PE	$16,800.00	$4,200.00	$21,000.00				
Performance Measure Impacted: Bridge Condition																		
Comments:Include DES 1701415, 1901474, 1901475, 1901476, 1901421																		
North Judson	42834 / 1902790	Init.	VA 6980	ADA Sidewalk Ramp Construction	ADA ramp and sidewalk construction from Wilson Street to the Dollar General Store	LaPorte	.265	STBG	$300,600.00	Local Funds	CN	$0.00	$49,000.00				$49,000.00	
										Local Transportation Alternatives	CN	$196,000.00	$0.00				$196,000.00	
Performance Measure Impacted: Safety																		
Comments:Include DES 1902790																		
Starke County	42835 / 1902814	Init.	IR 4320	Bridge Replacement	CR300E over the Yellow River, .1 m South of CR50N	LaPorte	.65	STBG	$1,842,945.00	Local Funds	RW	$0.00	$10,000.00		$10,000.00			
										Local Bridge Program	CN	$1,300,000.00	$0.00			$20,000.00	$1,280,000.00	

*Estimated Costs left to Complete Project column is for costs that may extend beyond the four years of a STIP. This column is not fiscally constrained and is for information purposes.

SPONSOR	CONTRACT # / LEAD DES	STIP NAME	ROUTE	WORK TYPE	LOCATION	DISTRICT	MILES	FEDERAL CATEGORY	Total Cost of Project*	PROGRAM	PHASE	FEDERAL	MATCH	2022	2023	2024	2025	2026
Starke County	42835 / 1902814	Init.	IR 4320	Bridge Replacement	CR300E over the Yellow River, .1 m South of CR50N	LaPorte	.65	STBG	$1,842,945.00	Local Funds	CN	$0.00	$330,000.00			$10,000.00	$320,000.00	
										Local Bridge Program	RW	$40,000.00	$0.00		$40,000.00			
Performance Measure Impacted: Bridge Condition																		
Comments:Include DES 1902814																		
Indiana Department of Transportation	42984 / 2000503	Init.	SR 23	HMA Overlay, Preventive Maintenance	US 30 to 0.84 mi. S. of US 6 (Lawrence St.)	LaPorte	6.87	STBG	$4,606,095.00	Road ROW	RW	$48,000.00	$12,000.00	$60,000.00				
										Road Consulting	PE	$40,000.00	$10,000.00		$50,000.00			
										Road Construction	CN	$3,301,588.00	$825,397.00	$155,000.00	$3,971,985.00			
Performance Measure Impacted: Pavement Condition																		
Comments:Include DES 2000503																		
Indiana Department of Transportation	43012 / 2000435	Init.	SR 23	Bridge Thin Deck Overlay	SR 23 over EAGLE CREEK, 01.69 N SR 8	LaPorte	0	STBG	$162,325.00	Bridge Construction	CN	$109,860.00	$27,465.00		$5,000.00	$132,325.00		
										Bridge Consulting	PE	$20,000.00	$5,000.00			$25,000.00		
Performance Measure Impacted: Bridge Condition																		
Comments:Include DES 2000435																		
Indiana Department of Transportation	43140 / 2000398	Init.	US 421	Bridge Deck Overlay	US 421 over KANKAKEE RIVER, 02.87 N SR 10	LaPorte	0	NHPP	$3,209,911.00	Bridge Construction	CN	$1,997,304.80	$499,326.20		$15,000.00	$2,481,631.00		
										Bridge ROW	RW	$16,000.00	$4,000.00	$20,000.00				
										Bridge Consulting	PE	$200,000.00	$50,000.00			$250,000.00		
Performance Measure Impacted: Bridge Condition																		
Comments:Include DES 2000395, 2000821, 2000398																		
Indiana Department of Transportation	43351 / 2002294	Init.	SR 39	Small Structure Replacement	SR 39, 1.32 S JCT SR 8	LaPorte	0	NHPP	$1,043,247.00	Bridge Construction	CN	$189,676.00	$47,419.00		$10,000.00		$227,095.00	
										Toll Lease Amendment Proceeds	PE	$22,400.00	$5,600.00	$28,000.00				
Performance Measure Impacted: Bridge Condition																		
Comments:Include DES 2002295, 2002294																		
Indiana Department of Transportation	43353 / 2001996	Init.	SR 8	Bridge Deck Overlay	SR 8 over YELLOW RIVER, 01.32 W SR 23	LaPorte	0	STBG	$1,114,798.00	Bridge Construction	CN	$741,678.40	$185,419.60		$15,000.00		$912,098.00	
										Bridge Consulting	PE	$120,000.00	$30,000.00	$150,000.00				
Performance Measure Impacted: Bridge Condition																		

*Estimated Costs left to Complete Project column is for costs that may extend beyond the four years of a STIP. This column is not fiscally constrained and is for information purposes.

SPONSOR	CONTRACT # / LEAD DES	STIP NAME	ROUTE	WORK TYPE	LOCATION	DISTRICT	MILES	FEDERAL CATEGORY	Total Cost of Project*	PROGRAM	PHASE	FEDERAL	MATCH	2022	2023	2024	2025	2026
Comments:Include DES 2001996																		
Indiana Department of Transportation	43879 / 2100231	Init.	SR 10	HMA Overlay, Preventive Maintenance	0.58 mi. E. of W. Jct of SR 39 to E. Jct of SR 39	LaPorte	1.477	STBG	$1,201,045.00	Road Consulting	PE	$96,000.00	$24,000.00	$90,000.00				$30,000.00
										Road Construction	CN	$864,836.00	$216,209.00		$50,000.00	$15,000.00	$250,000.00	$766,045.00
Performance Measure Impacted: Pavement Condition																		
Comments:Include DES 2100231																		
Indiana Department of Transportation	43901 / 2100225	Init.	US 30	HMA Overlay Minor Structural	4.74 mi. E. of US 35 to 9.5 mi. E. of US 35 (RP 57.89, Union Rd.)	LaPorte	6.789	NHPP	$11,795,476.00	Road Construction	CN	$9,236,380.80	$2,309,095.20			$5,000.00	$5,000.00	$11,535,476.00
										Road Consulting	PE	$200,000.00	$50,000.00	$250,000.00				
Performance Measure Impacted: Pavement Condition																		
Comments:Include DES 2100225																		
Indiana Department of Transportation	43906 / 2100751	Init.	SR 39	Bridge Deck Overlay	00.73 S SR 8	LaPorte	0	STBG	$749,880.00	Bridge Consulting	PE	$92,000.00	$23,000.00	$90,000.00				$25,000.00
										Bridge Construction	CN	$483,904.00	$120,976.00			$10,000.00		$594,880.00
										Bridge ROW	RW	$24,000.00	$6,000.00		$30,000.00			
Performance Measure Impacted: Bridge Condition																		
Comments:Include DES 2100751																		
North Judson	44062 / 2003029	Init.	VA 3894	ADA Sidewalk Ramp Construction	New sidewalks along Campbell Ave, Weninger St, and George St connecting SR 10 to the	LaPorte	.602	STBG	$950,700.00	Local Funds	PE	$0.00	$44,380.00	$44,380.00				
										Local Transportation Alternatives	CN	$580,800.00	$0.00					$580,800.00
										Local Funds	RW	$0.00	$560.00			$560.00		
										Local Funds	CN	$0.00	$145,200.00					$145,200.00
										Local Transportation Alternatives	PE	$177,520.00	$0.00	$177,520.00				
										Local Transportation Alternatives	RW	$2,240.00	$0.00			$2,240.00		
Performance Measure Impacted: Safety																		
Comments:Include DES 2003029																		

Starke County Total

Federal: $31,068,989.15 Match :$7,772,453.04 2022: $13,993,380.19 2023: $4,362,775.00 2024: $3,014,693.00 2025: $3,239,193.00 2026: $14,231,401.00

*Estimated Costs left to Complete Project column is for costs that may extend beyond the four years of a STIP. This column is not fiscally constrained and is for information purposes.

SPONSOR	CONTRACT # / LEAD DES	STIP NAME	ROUTE	WORK TYPE	LOCATION	DISTRICT	MILES	FEDERAL CATEGORY	Total Cost of Project*	PROGRAM	PHASE	FEDERAL	MATCH	2022	2023	2024	2025	2026
Steuben County																		
Steuben County	1902081	Init.	IR 1001	Bridge Inspections	Countywide Bridge Inspection and Inventory Program for Cycle Years 2021-2024	Fort Wayne	0	STBG	$115,254.17	Local Funds	PE	$0.00	$52,719.31	$10,171.24	$2,990.10	$39,557.97		
										Local Bridge Program	PE	$62,534.86	$0.00	$40,684.97	$11,960.40	$9,889.49		
Performance Measure Impacted: Bridge Condition																		
Steuben County	40793 / 1600762	Init.	IR 1007	Road Reconstruction (3R/4R Standards)	CR 200 N, CR 200 W to I-69 Bridge.	Fort Wayne	.81	STBG	$3,703,007.00	Local Funds	CN	$0.00	$532,500.00		$532,500.00			
										Group IV Program	CN	$2,130,000.00	$0.00		$2,130,000.00			
Comments:Include DES 1600762																		
Indiana Department of Transportation	41118 / 2000921	Init.	US 20	Bridge Thin Deck Overlay	EB Bridge over I-69 NB/SB, 2.5 5 miles W of SR 127.	Fort Wayne	0	NHPP	$2,298,769.00	Bridge Construction	CN	$1,378,655.20	$344,663.80			$1,723,319.00		
Performance Measure Impacted: Bridge Condition																		
Comments:Include DES 1800619, 2000922, 2000929, 2000934, 2000957, 2000921																		
Indiana Department of Transportation	41549 / 1800160	Init.	SR 427	Full Depth Reclamation (FDR)	From SR 1 North Jct. to 5.57 Miles East of SR 1 North Jct.	Fort Wayne	5.609	STBG	$6,210,665.00	Toll Lease Amendment Proceeds	CN	$3,782,808.80	$945,702.20	$25,000.00	$4,703,511.00			
										Bridge Construction	CN	$420,603.20	$105,150.80		$525,754.00			
										Toll Lease Amendment Proceeds	RW	$36,000.00	$9,000.00	$45,000.00				
Performance Measure Impacted: Safety																		
Comments:Include DES 1900243, 1800160																		
Indiana Department of Transportation	41754 / 1800689	Init.	I 69	ITS Traffic Management Systems	CCTV/DMS from CR 11-A, 2.8 miles south of SR 8 to Indiana/ Michigan State Line	Fort Wayne	31.587	NHPP	$2,494,224.00	Statewide Construction	CN	$2,074,431.60	$230,492.40			$2,304,924.00		
Performance Measure Impacted: Congestion Mitigation and Air Quality (CMAQ)																		
Comments:Include DES 1800689																		
Steuben County	41954 / 1802918	Init.	IR 4680	Intersection Improvement, Roundabout	CR 100 N at CR 200 W	Fort Wayne	.27	STBG	$2,517,130.00	Local Funds	CN	$0.00	$185,850.00			$185,850.00		
										Local Safety Program	RW	$113,400.00	$0.00	$113,400.00				
										Local Funds	RW	$0.00	$12,600.00	$12,600.00				
										Local Safety Program	CN	$1,672,650.00	$0.00			$1,672,650.00		
Performance Measure Impacted: Safety																		
Comments:Include DES 1802918																		

*Estimated Costs left to Complete Project column is for costs that may extend beyond the four years of a STIP. This column is not fiscally constrained and is for information purposes.

SPONSOR	CONTRACT # / LEAD DES	STIP NAME	ROUTE	WORK TYPE	LOCATION	DISTRICT	MILES	FEDERAL CATEGORY	Total Cost of Project*	PROGRAM	PHASE	FEDERAL	MATCH	2022	2023	2024	2025	2026
Indiana Department of Transportation	42149 / 1601102	Init.	SR 827	HMA Overlay Minor Structural	From 1.06 miles S of SR 120 to SR 120 (Fremont)	Fort Wayne	1.06	STBG	$5,421,287.98	Toll Lease Amendment Proceeds	CN	$3,171,802.40	$792,950.60	$3,964,753.00				
Performance Measure Impacted: Pavement Condition																		
Comments:Include DES 1601102																		
Indiana Department of Transportation	42371 / 2000970	Init.	I 69	Small Structure Replacement	Bridge over UNT Crooked Creek, 2.34 miles N of US 20.	Fort Wayne	0	NHPP	$8,387,580.00	Toll Lease Amendment Proceeds	RW	$36,000.00	$4,000.00	$40,000.00				
										Toll Lease Amendment Proceeds	CN	$18,000.00	$2,000.00	$20,000.00				
										Bridge Construction	CN	$6,073,947.00	$674,883.00			$6,748,830.00		
Performance Measure Impacted: Bridge Condition																		
Comments:Include DES 1900076, 2000909, 2000970																		
Indiana Department of Transportation	42980 / 1902714	Init.	US 20	Small Structures & Drains Construction	0.81 Miles East of SR 1.	Fort Wayne	0	NHPP	$365,105.00	Bridge Construction	CN	$233,684.00	$58,421.00			$292,105.00		
Performance Measure Impacted: Safety																		
Comments:Include DES 1902714																		
Indiana Department of Transportation	43022 / 2001582	Init.	I 69	Bridge Rehabilitation Or Repair	Bridge over CR 200 W, 2.43 Miles N of US-20.	Fort Wayne	0	NHPP	$897,700.00	Toll Lease Amendment Proceeds	PE	$22,500.00	$2,500.00	$25,000.00				
Performance Measure Impacted: Bridge Condition																		
Comments:Include DES 2001583, 2001582																		
Indiana Department of Transportation	43288 / 2002206	Init.	I 69	Small Structure Replacement	3.44 Miles North of US 20 (Over Croxton Ditch).	Fort Wayne	0	NHPP	$4,251,053.00	Toll Lease Amendment Proceeds	PE	$925,722.00	$102,858.00	$1,028,580.00				
										Bridge Construction	CN	$2,841,725.70	$315,747.30				$3,157,473.00	
										Bridge ROW	RW	$58,500.00	$6,500.00			$65,000.00		
Performance Measure Impacted: Bridge Condition																		
Comments:Include DES 2002207, 2002227, 2002249, 2002206																		
Indiana Department of Transportation	43794 / 2101101	Init.	SR 4	Bridge Deck Overlay	Bridge over I-69 NB/SB, 05.99 East of SR 327.	Fort Wayne	0	STBG	$2,302,178.00	Bridge Consulting	PE	$293,600.00	$73,400.00	$367,000.00				
										Bridge Construction	CN	$1,548,142.40	$387,035.60					$1,935,178.00
Performance Measure Impacted: Bridge Condition																		
Comments:Include DES 2100670, 2100671, 2100685, 2101101																		
Indiana Department of Transportation	43805 / 2100781	Init.	US 20	Small Structure Replacement	Culvert over Pigeon Creek, 0.32 Mile East SR 327.	Fort Wayne	.1	NHPP	$719,250.00	Bridge Construction	CN	$431,400.00	$107,850.00				$25,000.00	$514,250.00
										Bridge ROW	RW	$24,000.00	$6,000.00				$30,000.00	

*Estimated Costs left to Complete Project column is for costs that may extend beyond the four years of a STIP. This column is not fiscally constrained and is for information purposes.

SPONSOR	CONTRACT # / LEAD DES	STIP NAME	ROUTE	WORK TYPE	LOCATION	DISTRICT	MILES	FEDERAL CATEGORY	Total Cost of Project*	PROGRAM	PHASE	FEDERAL	MATCH	2022	2023	2024	2025	2026
Indiana Department of Transportation	43805 / 2100781	Init.	US 20	Small Structure Replacement	Culvert over Pigeon Creek, 0.32 Mile East SR 327.	Fort Wayne	.1	NHPP	$719,250.00	Bridge Consulting	PE	$120,000.00	$30,000.00	$150,000.00				
Performance Measure Impacted: Bridge Condition																		
Comments:Include DES 2100781																		
Indiana Department of Transportation	43848 / 2100821	Init.	I 69	Small Structure Pipe Lining	Culvert over UNT CROOKED CREEK, 0.71 Mile North of US 20.	Fort Wayne	.1	NHPP	$1,050,700.00	Bridge ROW	RW	$40,500.00	$4,500.00				$45,000.00	
										Bridge Consulting	PE	$270,000.00	$30,000.00	$300,000.00				
										Bridge Construction	CN	$635,130.00	$70,570.00				$115,000.00	$590,700.00
Performance Measure Impacted: Safety																		
Comments:Include DES 2100785, 2100821																		
Indiana Department of Transportation	43991 / 2101166	Init.	SR 127	HMA Overlay Minor Structural	From US 20 to 2.55 Miles North of US 20 (CR 200 N).	Fort Wayne	2.54	STBG	$8,546,326.00	Local Funds	RW	$40,800.00	$10,200.00		$51,000.00			
										Local Transportation Alternatives	RW	$163,200.00	$40,800.00		$204,000.00			
										Local Transportation Alternatives	CN	$224,000.00	$56,000.00		$280,000.00			
										Road Consulting	PE	$320,000.00	$80,000.00		$400,000.00			
										Local Funds	PE	$86,400.00	$21,600.00	$108,000.00				
										Local Funds	CN	$56,000.00	$14,000.00		$70,000.00			
										Local Transportation Alternatives	PE	$345,600.00	$86,400.00	$432,000.00				
Performance Measure Impacted: Pavement Condition																		
Comments:Include DES 2003069, 2101166																		

Steuben County Total

Federal: $29,651,737.16 Match :$5,396,894.01 2022: $6,682,189.21 2023: $8,911,715.50 2024: $13,042,125.46 2025: $3,372,473.00 2026: $3,040,128.00

*Estimated Costs left to Complete Project column is for costs that may extend beyond the four years of a STIP. This column is not fiscally constrained and is for information purposes.

SPONSOR	CONTRACT # / LEAD DES	STIP NAME	ROUTE	WORK TYPE	LOCATION	DISTRICT	MILES	FEDERAL CATEGORY	Total Cost of Project*	PROGRAM	PHASE	FEDERAL	MATCH	2022	2023	2024	2025	2026
Sullivan County																		
Sullivan County	1593018	Init.	VA VARI	Bridge Inspections	Countywide Bridge Inspection and Inventory Program for Cycle Years 2019-2022	Vincennes	0	STBG	$298,162.96	Local Funds	PE	$0.00	$28,672.99	$26,318.99	$2,354.00			
										Local Bridge Program	PE	$114,691.97	$0.00	$105,275.97	$9,416.00			
Performance Measure Impacted: Bridge Condition																		
Indiana Department of Transportation	40555 / 1700148	Init.	SR 159	Bridge Replacement	Over Branch Spencer Creek, 06.76 miles South SR-54	Vincennes	0	STBG	$2,533,416.65	Bridge ROW	RW	$800.00	$200.00	$1,000.00				
										Bridge Construction	CN	$1,861,938.40	$465,484.60	$2,327,423.00				
Performance Measure Impacted: Bridge Condition																		
Comments:Include DES 1600732, 1700169, 1700148																		
Indiana Department of Transportation	41468 / 1800140	Init.	SR 58	Replace Superstructure	Over Turtle Creek, 02.82 mi E SR-63	Vincennes	0	STBG	$1,433,100.00	Bridge Construction	CN	$976,000.00	$244,000.00		$1,220,000.00			
Performance Measure Impacted: Bridge Condition																		
Comments:Include DES 1800140																		
Indiana Department of Transportation	41474 / 1800226	Init.	US 41	Intersection Improvement, Median U-Turn	At SR-58 West of Carlisle	Vincennes	.33	NHPP	$1,962,386.66	Safety Construction	CN	$1,332,929.32	$333,232.33		$1,666,161.66			
Performance Measure Impacted: Safety																		
Comments:Include DES 1800226																		
Sullivan	42009 / 1802898	Init.	ST 5200	Bike/Pedestrian Facilities	Washington Street from Main Street to Stewart Street, then north along Stewart Street to	Vincennes	.75	STBG	$3,174,170.00	Local Funds	RW	$0.00	$16,950.00	$16,950.00				
										Local Funds	CN	$0.00	$538,570.00			$538,570.00		
										Local Transportation Alternatives	CN	$2,154,280.00	$0.00			$2,154,280.00		
										Local Transportation Alternatives	RW	$67,800.00	$0.00	$67,800.00				
Performance Measure Impacted: Reliability and Freight Reliability																		
Comments:Include DES 1802898																		
Indiana Department of Transportation	42120 / 2101065	Init.	US 41	Small Structures & Drains Construction	from 5.94 miles S of SR 58 (N. of Oaktown) to 0.44 mi S. SR 58	Vincennes	5.38	NHPP	$9,618,485.00	Road Construction	CN	$6,291,200.00	$1,572,800.00	$7,864,000.00				
										Bridge Construction	CN	$316,800.00	$79,200.00	$396,000.00				
										District Other Construction	CN	$885,268.00	$221,317.00	$1,106,585.00				
Performance Measure Impacted: Safety																		
Comments:Include DES 1900564, 1900566, 1900801, 2101065																		

*Estimated Costs left to Complete Project column is for costs that may extend beyond the four years of a STIP. This column is not fiscally constrained and is for information purposes.

SPONSOR	CONTRACT # / LEAD DES	STIP NAME	ROUTE	WORK TYPE	LOCATION	DISTRICT	MILES	FEDERAL CATEGORY	Total Cost of Project*	PROGRAM	PHASE	FEDERAL	MATCH	2022	2023	2024	2025	2026
Indiana Department of Transportation	42175 / 1900120	Init.	SR 48	Replace Superstructure	Over Kettle Creek, 0.47 E US-41	Vincennes	0	STBG	$5,246,511.00	Road Consulting	PE	$128,000.00	$32,000.00	$160,000.00				
										Bridge Construction	CN	$2,177,128.80	$544,282.20		$300,000.00	$2,421,411.00		
										Road Construction	CN	$1,520,000.00	$380,000.00		$300,000.00	$1,600,000.00		
										Bridge Consulting	PE	$38,926.40	$9,731.60	$48,658.00				
Performance Measure Impacted: Bridge Condition																		
Comments:Include DES 2000734, 2000743, 2000857, 1900120																		
Indiana Department of Transportation	42176 / 1900121	Init.	SR 63	Bridge Deck Replacement	Over Turman Creek, 3.34 mi N SR-154	Vincennes	0	STBG	$10,460,141.00	Bridge Consulting	PE	$157,088.00	$39,272.00	$196,360.00				
										Bridge Construction	CN	$7,613,636.80	$1,903,409.20		$325,000.00	$9,192,046.00		
Performance Measure Impacted: Bridge Condition																		
Comments:Include DES 1900129, 1900131, 1900135, 1900136, 2000713, 2000716, 1900121																		
Indiana Department of Transportation	43229 / 2002074	Init.	SR 154	Bridge Replacement	over TURMAN CREEK, 02.17 W SR 63	Vincennes	0	STBG	$4,064,003.00	Bridge Construction	CN	$2,824,000.00	$706,000.00				$3,530,000.00	
										Bridge Consulting	PE	$340,000.00	$85,000.00	$425,000.00				
Performance Measure Impacted: Bridge Condition																		
Comments:Include DES 2002074																		
Sullivan	43607 / 2002974	Init.	ST 7761	Bike/Pedestrian Facilities	South Main Street from Jackson Street to the entrance to the City Park.	Vincennes	.56	STBG	$3,749,250.00	Local Funds	PE	$0.00	$66,910.00	$66,910.00				
										Local Funds	CN	$0.00	$677,740.00					$677,740.00
										Local Funds	RW	$0.00	$5,200.00			$5,200.00		
										Local Transportation Alternatives	PE	$267,640.00	$0.00	$267,640.00				
										Local Transportation Alternatives	RW	$20,800.00	$0.00			$20,800.00		
										Local Transportation Alternatives	CN	$2,710,960.00	$0.00					$2,710,960.00
Performance Measure Impacted: Reliability and Freight Reliability																		
Comments:Include DES 2002974																		
Indiana Department of Transportation	43977 / 2100674	Init.	SR 54	Bridge Thin Deck Overlay	over COULSON DRAIN, 01.48 E US 41	Vincennes	0	STBG	$618,000.00	Bridge Construction	CN	$379,200.00	$94,800.00					$474,000.00

*Estimated Costs left to Complete Project column is for costs that may extend beyond the four years of a STIP. This column is not fiscally constrained and is for information purposes.

SPONSOR	CONTRACT # / LEAD DES	STIP NAME	ROUTE	WORK TYPE	LOCATION	DISTRICT	MILES	FEDERAL CATEGORY	Total Cost of Project*	PROGRAM	PHASE	FEDERAL	MATCH	2022	2023	2024	2025	2026
Indiana Department of Transportation	43977 / 2100674	Init.	SR 54	Bridge Thin Deck Overlay	over COULSON DRAIN, 01.48 E US 41	Vincennes	0	STBG	$618,000.00	Bridge Consulting	PE	$115,200.00	$28,800.00	$144,000.00				
Performance Measure Impacted: Bridge Condition																		
Comments:Include DES 2100675, 2100674																		
Indiana Department of Transportation	43984 / 2100265	Init.	SR 58	HMA Overlay, Preventive Maintenance	From SR 63 to 0.79 mi E. SR 63 (Merom E. Town Limits)	Vincennes	.79	STBG	$2,115,873.00	Road Consulting	PE	$196,000.00	$49,000.00	$245,000.00				
										Road ROW	RW	$43,200.00	$10,800.00			$54,000.00		
										Road Construction	CN	$1,453,498.40	$363,374.60					$1,816,873.00
Performance Measure Impacted: Pavement Condition																		
Comments:Include DES 2100266, 2100265																		

Sullivan County Total

Federal: $33,986,986.09 Match :$8,496,746.52 2022: $13,464,920.96 2023: $3,822,931.66 2024: $15,986,307.00 2025: $3,530,000.00 2026: $5,679,573.00

*Estimated Costs left to Complete Project column is for costs that may extend beyond the four years of a STIP. This column is not fiscally constrained and is for information purposes.

SPONSOR	CONTRACT # / LEAD DES	STIP NAME	ROUTE	WORK TYPE	LOCATION	DISTRICT	MILES	FEDERAL CATEGORY	Total Cost of Project*	PROGRAM	PHASE	FEDERAL	MATCH	2022	2023	2024	2025	2026
Switzerland County																		
Switzerland County	2100110	Init.	IR 1001	Bridge Inspections	Countywide Bridge Inspection and Inventory Program for Cycle Years 2022-2025	Vincennes	0	STBG	$100,822.00	Local Bridge Program	PE	$80,658.00	$0.00	$36,034.00	$6,516.00	$31,334.00	$6,774.00	
										Local Funds	PE	$0.00	$20,164.00	$9,009.00	$1,629.00	$7,833.00	$1,693.00	
Performance Measure Impacted: Bridge Condition																		
Indiana Department of Transportation	38635 / 1500070	Init.	SR 250	Slide Correction	1.0 mile W of SR 156	Seymour	0	STBG	$1,240,446.00	Road Construction	CN	$8,000.00	$2,000.00	$10,000.00				
Performance Measure Impacted: Safety																		
Comments:Include DES 1500070																		
Indiana Department of Transportation	38636 / 1500094	Init.	SR 156	Slide Correction	0.25 mile W of Bulger Tapp Road	Seymour	0	STBG	$5,347,879.22	Road Construction	CN	$3,590,438.40	$897,609.60		$4,488,048.00			
										Road ROW	RW	$90,296.00	$22,574.00	$112,870.00				
Performance Measure Impacted: Safety																		
Comments:Include DES 1600614, 1500094																		
Indiana Department of Transportation	39781 / 1400024	Init.	SR 156	Bridge Deck Replacement	0.35 miles E of SR 250 over Wade Creek	Seymour	0	STBG	$5,068,388.00	Bridge Construction	CN	$3,346,144.80	$836,536.20	$4,182,681.00				
Performance Measure Impacted: Bridge Condition																		
Comments:Include DES 1593206, 1400024																		
Indiana Department of Transportation	40952 / 1801101	Init.	SR 156	HMA Overlay, Preventive Maintenance	0.13 miles W of SR 101 to 1.8 miles E of SR 101	Seymour	1.936	STBG	$7,573,704.00	Road Construction	CN	$6,058,963.20	$1,514,740.80		$7,573,704.00			
Performance Measure Impacted: Pavement Condition																		
Comments:Include DES 2000450, 2000451, 1801101																		
Indiana Department of Transportation	41448 / 1800289	Init.	SR 250	Replace Superstructure	2.94 mi E of SR 129, at Indian Creek	Seymour	0	STBG	$2,134,272.00	Bridge Construction	CN	$1,180,069.60	$295,017.40		$1,475,087.00			
										Bridge Consulting	PE	$3,520.00	$880.00		$4,400.00			
										Bridge ROW	RW	$44,000.00	$11,000.00	$55,000.00				
Performance Measure Impacted: Bridge Condition																		
Comments:Include DES 1800269, 1801013, 1800289																		
Indiana Department of Transportation	42228 / 1900334	Init.	SR 56	Pavement Replacement	0.19 miles W of W Jct of SR 129 to 0.38 miles E of W Jct of SR 156 (Walnut St)	Seymour	2.04	STBG	$9,247,165.00	Road Consulting	PE	$28,000.00	$7,000.00			$35,000.00		
										Road ROW	RW	$930,880.00	$232,720.00	$1,163,600.00				
										Road Construction	CN	$5,596,036.00	$1,399,009.00			$6,995,045.00		

*Estimated Costs left to Complete Project column is for costs that may extend beyond the four years of a STIP. This column is not fiscally constrained and is for information purposes.

SPONSOR	CONTRACT # / LEAD DES	STIP NAME	ROUTE	WORK TYPE	LOCATION	DISTRICT	MILES	FEDERAL CATEGORY	Total Cost of Project*	PROGRAM	PHASE	FEDERAL	MATCH	2022	2023	2024	2025	2026
Indiana Department of Transportation	42228 / 1900334	Init.	SR 56	Pavement Replacement	0.19 miles W of W Jct of SR 129 to 0.38 miles E of W Jct of SR 156 (Walnut St)	Seymour	2.04	STBG	$9,247,165.00	Bridge Construction	CN	$52,000.00	$13,000.00			$65,000.00		
Performance Measure Impacted: Pavement Condition																		
Comments:Include DES 1900337, 1900334																		
Indiana Department of Transportation	42288 / 1900351	Init.	SR 156	Slide Correction	4.7 miles west of the junction with SR 56	Seymour	.05	STBG	$4,708,009.00	Road Construction	CN	$3,417,287.20	$854,321.80			$4,271,609.00		
										Road Consulting	PE	$210,640.00	$52,660.00	$263,300.00				
										Road ROW	RW	$80,000.00	$20,000.00	$100,000.00				
Performance Measure Impacted: Safety																		
Comments:Include DES 1900351																		
Indiana Department of Transportation	42290 / 1900349	Init.	SR 156	Slide Correction	2.0 miles west of the junction with SR 101	Seymour	.14	STBG	$9,543,535.00	Road Construction	CN	$7,154,828.00	$1,788,707.00			$8,943,535.00		
										Road ROW	RW	$80,000.00	$20,000.00	$100,000.00				
Performance Measure Impacted: Safety																		
Comments:Include DES 1900349																		
Indiana Department of Transportation	42888 / 2000367	Init.	SR 156	Bridge Deck Overlay	bridge over Bryant Creek, 05.1 1 mile E SR 101	Seymour	0	STBG	$843,452.00	Bridge Construction	CN	$546,121.60	$136,530.40			$682,652.00		
Performance Measure Impacted: Bridge Condition																		
Comments:Include DES 2000367																		
Indiana Department of Transportation	43291 / 2001910	Init.	SR 156	HMA Overlay, Preventive Maintenance	1.8 miles E of SR 101 (near Log Lick Rd) to SR 250	Seymour	9.56	STBG	$3,874,393.00	Road Consulting	PE	$160,000.00	$40,000.00	$200,000.00				
										Road Construction	CN	$2,939,514.40	$734,878.60					$3,674,393.00
Performance Measure Impacted: Pavement Condition																		
Comments:Include DES 2001910																		
Indiana Department of Transportation	43299 / 2002075	Init.	SR 156	Bridge Replacement	Over Plum Creek, 01.72 mi E of SR 56	Seymour	0	STBG	$6,852,016.00	Bridge ROW	RW	$240,000.00	$60,000.00			$300,000.00		
										Bridge Consulting	PE	$1,071,872.80	$267,968.20	$1,339,841.00				
										Bridge Construction	CN	$4,169,740.00	$1,042,435.00				$5,212,175.00	
Performance Measure Impacted: Bridge Condition																		
Comments:Include DES 2002054, 2002081, 2002075																		
Indiana Department of Transportation	43400 / 2002319	Init.	SR 56	HMA Overlay, Preventive Maintenance	7.23 miles E of E Jct of US 421 (Indian Kentuck Creek Bridge) to 0.19 miles W of W Jct of SR	Seymour	10.674	STBG	$4,670,054.93	Road Construction	CN	$2,528,356.00	$632,089.00				$3,160,445.00	

*Estimated Costs left to Complete Project column is for costs that may extend beyond the four years of a STIP. This column is not fiscally constrained and is for information purposes.

SPONSOR	CONTRACT # / LEAD DES	STIP NAME	ROUTE	WORK TYPE	LOCATION	DISTRICT	MILES	FEDERAL CATEGORY	Total Cost of Project*	PROGRAM	PHASE	FEDERAL	MATCH	2022	2023	2024	2025	2026
Indiana Department of Transportation	43400 / 2002319	Init.	SR 56	HMA Overlay, Preventive Maintenance	7.23 miles E of E Jct of US 421 (Indian Kentuck Creek Bridge) to 0.19 miles W of W Jct of SR	Seymour	10.674	STBG	$4,670,054.93	Bridge Consulting	PE	$280,000.00	$70,000.00	$350,000.00				
										Road Consulting	PE	$100,000.00	$25,000.00	$125,000.00				
										Bridge Construction	CN	$417,932.00	$104,483.00				$522,415.00	
										Bridge ROW	RW	$32,000.00	$8,000.00			$40,000.00		
Performance Measure Impacted: Pavement Condition																		
Comments:Include DES 2001958, 2001959, 2002319																		
Indiana Department of Transportation	43888 / 2100795	Init.	SR 250	Small Structure Replacement	over Unnamed Ditch, 6.46 miles E of SR 129	Seymour	.1	STBG	$1,236,000.00	Bridge ROW	RW	$24,000.00	$6,000.00			$30,000.00		
										Bridge Consulting	PE	$280,000.00	$70,000.00	$350,000.00				
										Bridge Construction	CN	$684,800.00	$171,200.00					$856,000.00
Performance Measure Impacted: Bridge Condition																		
Comments:Include DES 2100847, 2100795																		

Switzerland County Total

Federal: $45,426,098.00 Match :$11,356,524.00 2022: $8,397,335.00 2023: $13,549,384.00 2024: $21,402,008.00 2025: $8,903,502.00 2026: $4,530,393.00

*Estimated Costs left to Complete Project column is for costs that may extend beyond the four years of a STIP. This column is not fiscally constrained and is for information purposes.

SPONSOR	CONTRACT # / LEAD DES	STIP NAME	ROUTE	WORK TYPE	LOCATION	DISTRICT	MILES	FEDERAL CATEGORY	Total Cost of Project*	PROGRAM	PHASE	FEDERAL	MATCH	2022	2023	2024	2025	2026
Tippecanoe County																		
Indiana Department of Transportation	2001532	Init.	US 231	Other Type Project (Miscellaneous)	Greater Lafayette Northern Connectivity Study	Crawfordsville	2.98	NHPP	$330,500.00	Local Funds	PE	$80,000.00	$20,000.00	$100,000.00				
Performance Measure Impacted: Safety																		
Battle Ground	2100312	Init.	MS NA	Crack Sealing	CALUMET CT, CASCADE CT, CLALLAM CT, COLLEGE ST, CR 600 N, CR 600 N, CR 600 N,	Crawfordsville	0	STBG	$41,625.14	Community Crossing Grant Fund	CN	$31,218.85	$0.00	$31,218.85				
										Local Funds	CN	$0.00	$10,406.29	$10,406.29				
Performance Measure Impacted: Pavement Condition																		
Clarks Hill	2100329	Init.	MS NA	HMA Overlay, Preventive Maintenance	CLARK ST, DIVISION ST, FORD ST, HARRISON ST, JEFFERSON ST, ORANGE ST, SCANLON ST	Crawfordsville	0	STBG	$194,536.00	Community Crossing Grant Fund	CN	$145,902.00	$0.00	$145,902.00				
										Local Funds	CN	$0.00	$48,634.00	$48,634.00				
Performance Measure Impacted: Pavement Condition																		
Dayton	2100346	Init.	MS NA	HMA Overlay Minor Structural	CAGLES MILL DR, DAYTON RD , DAYTON RD, JEFFERSON ST, OHIO ST, PENNSYLVANIA ST,	Crawfordsville	0	STBG	$335,826.32	Local Funds	CN	$0.00	$124,561.32	$124,561.32				
										Community Crossing Grant Fund	CN	$211,265.00	$0.00	$211,265.00				
Performance Measure Impacted: Pavement Condition																		
Dayton	2100347	Init.	MS NA	Crack Sealing	CLIFTY FALLS LN, OUABACHE CT, REPUBLICAN ST, SHACKAMAK CT, TURKEY	Crawfordsville	0	STBG	$14,049.00	Community Crossing Grant Fund	CN	$10,140.10	$0.00	$10,140.10				
										Local Funds	CN	$0.00	$3,908.90	$3,908.90				
Performance Measure Impacted: Pavement Condition																		
Lafayette	2100410	Init.	MS NA	HMA Overlay, Preventive Maintenance	11TH ST, BECK LN, ELSTON RD , OLD ROMNEY RD, OLD ROMNEY RD	Crawfordsville	0	STBG	$470,255.62	Community Crossing Grant Fund	CN	$235,127.81	$0.00	$235,127.81				
										Local Funds	CN	$0.00	$235,127.81	$235,127.81				
Performance Measure Impacted: Pavement Condition																		
Tippecanoe County	2100514	Init.	MS NA	Small Structure Replacement	E 800 S, S 450 E, STOCKWELL RD	Crawfordsville	0	STBG	$660,269.00	Local Funds	CN	$0.00	$330,134.50	$330,134.50				
										Community Crossing Grant Fund	CN	$330,134.50	$0.00	$330,134.50				
Performance Measure Impacted: Bridge Condition																		
Tippecanoe County	2101033	Init.	IR 1001	Bridge Inspections	Countywide Bridge Inspection and Inventory Program for Cycle Years 2022-2025	Crawfordsville	0	STBG	$939,710.00	Local Funds	PE	$0.00	$187,941.00		$91,248.00	$13,333.00	$79,346.00	$4,014.00
										Local Bridge Program	PE	$751,769.00	$0.00		$364,994.00	$53,332.00	$317,386.00	$16,057.00
Performance Measure Impacted: Bridge Condition																		

*Estimated Costs left to Complete Project column is for costs that may extend beyond the four years of a STIP. This column is not fiscally constrained and is for information purposes.

SPONSOR	CONTRACT # / LEAD DES	STIP NAME	ROUTE	WORK TYPE	LOCATION	DISTRICT	MILES	FEDERAL CATEGORY	Total Cost of Project*	PROGRAM	PHASE	FEDERAL	MATCH	2022	2023	2024	2025	2026
Indiana Department of Transportation	2101200	Init.	US 231	Small Structures & Drains Construction	BEUTLER-GOSMA #95 REGULATED DRAIN	Crawfordsville	1.67	NHPP	$310,000.00	District Other Construction	CN	$148,568.00	$37,142.00		$185,710.00			
Performance Measure Impacted: Safety																		
Tippecanoe County	38268 / 1500252	Init.	VA VARI	Bridge Inspections	Countywide Bridge Inspection and Inventory Program for Cycle Years 2018-2021	Crawfordsville	0	STBG	$969,132.09	Local Funds	PE	$0.00	$3,490.52	$3,490.52				
										Local Bridge Program	PE	$13,962.09	$0.00	$13,962.09				
Performance Measure Impacted: Bridge Condition																		
Comments:Include DES 1500252																		
Indiana Department of Transportation	38772 / 1592968	Init.	SR 28	HMA Overlay, Structural	From US 231 to US 52 W Jctn	Crawfordsville	10.452	STBG	$21,674,799.08	Road ROW	RW	$58,052.00	$14,513.00	$72,565.00				
Performance Measure Impacted: Pavement Condition																		
Comments:Include DES 1592968																		
Indiana Department of Transportation	41585 / 1800076	Init.	SR 43	Bridge Replacement	BR over Walters Ditch; 1.53 mi N of SR 225	Crawfordsville	0	STBG	$1,769,838.00	Bridge ROW	RW	$16,000.00	$4,000.00	$20,000.00				
										Bridge Construction	CN	$1,058,810.40	$264,702.60	$20,000.00	$1,303,513.00			
Performance Measure Impacted: Bridge Condition																		
Comments:Include DES 1800149, 1800076																		
Indiana Department of Transportation	41617 / 1800215	Init.	SR 26	New Signal Installation	at CR-900 E intersection, 4.71 mi E of I-65	Crawfordsville	0	STBG	$781,551.00	Safety ROW	RW	$16,000.00	$4,000.00	$20,000.00				
										Safety Consulting	PE	$16,000.00	$4,000.00	$20,000.00				
										Safety Construction	CN	$625,240.80	$156,310.20		$781,551.00			
Performance Measure Impacted: Safety																		
Indiana Department of Transportation	41623 / 1700190	Init.	US 231	Auxiliary Lanes, Passing	From 4.19 mi N of I-74 to 2.53 mi N of SR 28	Crawfordsville	10.856	STBG	$11,317,398.00	Mobility ROW	RW	$160,000.00	$40,000.00	$200,000.00				
										Bridge Construction	CN	$309,265.60	$77,316.40		$386,582.00			
										Mobility Construction	CN	$7,095,932.00	$1,773,983.00		$8,869,915.00			
										Road Construction	CN	$560,364.80	$140,091.20		$700,456.00			
Performance Measure Impacted: Reliability and Freight Reliability																		
Comments:Include DES 1902056, 2000867, 1700190																		
Tippecanoe County	41940 / 1802905	Init.	IR 1805	Bridge Replacement	Bridge 65 on Lily Road over Wea Creek, 560' NE of CR 250 W	Crawfordsville	.215	STBG	$4,772,040.00	Local Bridge Program	CN	$2,853,648.00	$0.00			$2,853,648.00		

*Estimated Costs left to Complete Project column is for costs that may extend beyond the four years of a STIP. This column is not fiscally constrained and is for information purposes.

SPONSOR	CONTRACT # / LEAD DES	STIP NAME	ROUTE	WORK TYPE	LOCATION	DISTRICT	MILES	FEDERAL CATEGORY	Total Cost of Project*	PROGRAM	PHASE	FEDERAL	MATCH	2022	2023	2024	2025	2026
Tippecanoe County	41940 / 1802905	Init.	IR 1805	Bridge Replacement	Bridge 65 on Lily Road over Wea Creek, 560' NE of CR 250 W	Crawfordsville	.215	STBG	$4,772,040.00	Local Funds	CN	$0.00	$713,411.98			$713,411.98		
Performance Measure Impacted: Bridge Condition																		
Comments:Include DES 1802907, 1802905																		
Indiana Department of Transportation	42038 / 1900666	Init.	US 52	Bridge Thin Deck Overlay	0.08 mi S of SR 26, over UNT WABASH RIVER	Crawfordsville	0	STBG	$491,065.86	Bridge Construction	CN	$237,543.20	$59,385.80	$296,929.00				
Performance Measure Impacted: Bridge Condition																		
Comments:Include DES 1900737, 1900738, 1900666																		
Indiana Department of Transportation	42039 / 1900647	Init.	I 65	Concrete Pavement Restoration (CPR)	At SR 38 Interchange, Ramp Pavement	Crawfordsville	.36	NHPP	$3,103,495.00	Road Construction	CN	$3,158,990.10	$350,998.90	$3,509,989.00				
Performance Measure Impacted: Pavement Condition																		
Comments:Include DES 1900647																		
Indiana Department of Transportation	42148 / 1701561	Init.	SR 38	Bridge Deck Overlay	WB Bridge over Elliott Ditch, 2.2 7 Miles W of I 65	Crawfordsville	0	STBG	$829,214.00	Bridge Construction	CN	$569,451.20	$142,362.80			$711,814.00		
Performance Measure Impacted: Bridge Condition																		
Comments:Include DES 1701562, 1701561																		
Indiana Department of Transportation	42243 / 1900333	Init.	SR 26	Small Structure Replacement with Bridge	4.98 mi W of US 52/231, over Goose Creek	Crawfordsville	0	STBG	$6,124,661.00	Bridge Construction	CN	$4,250,160.80	$1,062,540.20			$5,312,701.00		
										Bridge ROW	RW	$112,000.00	$28,000.00	$90,000.00	$50,000.00			
Performance Measure Impacted: Bridge Condition																		
Comments:Include DES 1900301, 1900322, 1900333																		
Indiana Department of Transportation	42602 / 1902679	Init.	US 52	Auxiliary Lanes, Accel & Decel or Turn Lanes	Various intersection locations (9) from Lafayette to Lebanon	Crawfordsville	29.06	STBG	$4,361,010.00	Safety Construction	CN	$3,193,635.20	$798,408.80	$3,992,044.00				
Performance Measure Impacted: Reliability and Freight Reliability																		
Comments:Include DES 2002394, 1902679																		
Tippecanoe County	42752 / 1902754	Init.	IR 2052	Bridge Replacement	Bridge 527 over Wea Creek, 1, 500 feet South of Veteran's Memorial Parkway (CR350S)	Crawfordsville	.14	STBG	$3,191,000.00	Local Bridge Program	CN	$2,160,000.00	$0.00			$2,160,000.00		
										Local Funds	CN	$0.00	$540,000.00			$540,000.00		
Performance Measure Impacted: Bridge Condition																		
Comments:Include DES 1902754																		
Indiana Department of Transportation	42909 / 2001172	Init.	I 65	Added Travel Lanes	1.33 mi N of SR 25 to 0.8 mi N of SR 43	Crawfordsville	2.11	NHPP	$83,268,611.00	Mobility Construction	CN	$74,941,749.90	$8,326,861.10	$83,268,611.00				
Performance Measure Impacted: Pavement Condition																		
Indiana Department of Transportation	42920 / 2001070	Init.	SR 25	Bridge Painting	1.01 mi S of US 231, over Wea Creek	Crawfordsville	0	STBG	$1,100,902.00	Bridge Construction	CN	$880,721.60	$220,180.40	$1,100,902.00				
Performance Measure Impacted: Bridge Condition																		
Comments:Include DES 2001073, 2001074, 2001070,																		

*Estimated Costs left to Complete Project column is for costs that may extend beyond the four years of a STIP. This column is not fiscally constrained and is for information purposes.

SPONSOR	CONTRACT # / LEAD DES	STIP NAME	ROUTE	WORK TYPE	LOCATION	DISTRICT	MILES	FEDERAL CATEGORY	Total Cost of Project*	PROGRAM	PHASE	FEDERAL	MATCH	2022	2023	2024	2025	2026
Indiana Department of Transportation	42925 / 2000117	Init.	US 231	Bridge Thin Deck Overlay	0.62 mi N of US 52 N JCT, over Little Pine Creek	Crawfordsville	0	NHPP	$1,291,790.00	Bridge Construction	CN	$339,829.60	$84,957.40		$424,787.00			
Performance Measure Impacted: Bridge Condition																		
Comments:Include DES 2000114, 2000120, 2000126, 2000127, 2000130, 2000871, 2000117																		
Indiana Department of Transportation	42941 / 2000103	Init.	US 52	Scour Protection (Erosion)	1.01 mi W of US 231, over Little Pine Creek	Crawfordsville	0	STBG	$153,943.00	Bridge Construction	CN	$94,674.40	$23,668.60		$118,343.00			
										Bridge Consulting	PE	$4,000.00	$1,000.00	$5,000.00				
Performance Measure Impacted: Safety																		
Comments:Include DES 2000103																		
Indiana Department of Transportation	43431 / 2002077	Init.	SR 225	Truss Reconstruction Or Repair	0.60 mi N of Old SR 25, over Wabash River	Crawfordsville	0	STBG	$5,523,870.00	Bridge Construction	CN	$3,995,052.00	$998,763.00				$4,993,815.00	
										Bridge Consulting	PE	$400,000.00	$100,000.00	$500,000.00				
Performance Measure Impacted: Bridge Condition																		
Comments:Include DES 2002077																		
Indiana Department of Transportation	43441 / 2002033	Init.	US 52	Bridge Deck Overlay	1.09 mi E of US 231; over NSRR	Crawfordsville	0	STBG	$9,182,201.00	Bridge Consulting	PE	$712,000.00	$178,000.00	$890,000.00				
										Bridge Construction	CN	$6,507,398.40	$1,626,849.60	$100,000.00	$80,000.00		$7,954,248.00	
										Bridge ROW	RW	$32,000.00	$8,000.00	$20,000.00	$20,000.00			
Performance Measure Impacted: Bridge Condition																		
Comments:Include DES 2001743, 2002042, 2002107, 2002108, 2002109, 2002110, 2002111, 2002112, 2002113, 2002033																		
Indiana Department of Transportation	43447 / 2001932	Init.	I 65	Small Structure Pipe Lining	CR 680 S over DITCH	Crawfordsville	0	NHPP	$2,165,586.00	Bridge ROW	RW	$108,000.00	$12,000.00	$120,000.00				
										Bridge Construction	CN	$1,738,427.40	$193,158.60				$1,931,586.00	
										Bridge Consulting	PE	$18,000.00	$2,000.00	$20,000.00				
Performance Measure Impacted: Safety																		
Comments:Include DES 2002185, 2002187, 2002190, 2001932																		
Indiana Department of Transportation	43450 / 2002143	Init.	US 52	Bridge Thin Deck Overlay	0.87 mi W of E jct US 231; WB over Wabash River	Crawfordsville	0	NHPP	$2,899,712.00	Bridge Construction	CN	$2,319,769.60	$579,942.40				$2,899,712.00	
Performance Measure Impacted: Bridge Condition																		
Comments:Include DES 2002144, 2002143																		
Indiana Department of Transportation	43521 / 2002577	Init.	I 65	Pavement Patching	From 3.44 mi S of SR 38 to 0.5 mi S of SR 38	Crawfordsville	2.93	NHPP	$1,271,011.00	Road Consulting	PE	$88,920.00	$9,880.00	$98,800.00				
Performance Measure Impacted: Pavement Condition																		

*Estimated Costs left to Complete Project column is for costs that may extend beyond the four years of a STIP. This column is not fiscally constrained and is for information purposes.

SPONSOR	CONTRACT # / LEAD DES	STIP NAME	ROUTE	WORK TYPE	LOCATION	DISTRICT	MILES	FEDERAL CATEGORY	Total Cost of Project*	PROGRAM	PHASE	FEDERAL	MATCH	2022	2023	2024	2025	2026
Comments:Include DES 2002950, 2002577																		
Tippecanoe County	43609 / 2003019	Init.	IR 7841	Bridge Deck Replacement	North Ninth Street Road over the Wabash River, 0.44 miles SW of Swisher Road	Crawfordsville	.224	STBG	$8,164,950.00	Local Funds	CN	$0.00	$1,499,684.00					$1,499,684.00
										Local Bridge Program	PE	$533,224.00	$0.00	$533,224.00				
										Local Funds	PE	$0.00	$133,306.00	$133,306.00				
										Local Bridge Program	CN	$5,998,736.00	$0.00					$5,998,736.00
Performance Measure Impacted: Bridge Condition																		
Comments:Include DES 2003019																		
Indiana Department of Transportation	43668 / 2100144	Init.	US 52	New Signal Installation	at SR 28 E jct	Crawfordsville	0	STBG	$232,502.00	District Other Consulting	PE	$60,000.00	$15,000.00	$75,000.00				
										District Other Construction	CN	$126,001.60	$31,500.40		$157,502.00			
Performance Measure Impacted: Safety																		
Comments:Include DES 2100144																		
Indiana Department of Transportation	43680 / 2100720	Init.	I 65	Bridge Thin Deck Overlay	over I-65 NB/SB, 1.12 mi N of SR 43	Crawfordsville	0	NHPP	$1,318,000.00	Bridge Construction	CN	$968,400.00	$107,600.00					$1,076,000.00
										Bridge Consulting	PE	$217,800.00	$24,200.00	$242,000.00				
Performance Measure Impacted: Bridge Condition																		
Comments:Include DES 2100678, 2100719, 2100756, 2101091, 2100720																		
Indiana Department of Transportation	44116 / 2101617	Init.	SP 52	Small Structures & Drains Construction	1.74 mi E of US 52/US 231 and Sagamore Parkway junction	Crawfordsville	0	STBG	$684,910.00	District Other Consulting	PE	$114,240.00	$28,560.00	$142,800.00				
										District Other Construction	CN	$408,536.00	$102,134.00			$510,670.00		
Performance Measure Impacted: Safety																		

Tippecanoe County Total

Federal: $129,016,661.95 Match :$21,482,616.72 2022: $97,325,183.69 2023: $13,534,601.00 2024: $12,868,909.98 2025: $18,176,093.00 2026: $8,594,491.00

*Estimated Costs left to Complete Project column is for costs that may extend beyond the four years of a STIP. This column is not fiscally constrained and is for information purposes.

SPONSOR	CONTRACT # / LEAD DES	STIP NAME	ROUTE	WORK TYPE	LOCATION	DISTRICT	MILES	FEDERAL CATEGORY	Total Cost of Project*	PROGRAM	PHASE	FEDERAL	MATCH	2022	2023	2024	2025	2026
Tipton County																		
Indiana Department of Natural Resources	2001715	Init.	VA VARI	Bike/Pedestrian Facilities	Tipton Trail Phase II Tipton	Greenfield	0	STBG	$312,500.00	Recreational Trails Program	CN	$50,000.00	$12,500.00	$62,500.00				
Performance Measure Impacted: Reliability and Freight Reliability																		
Tipton County	2101188	Init.	IR 1001	Bridge Inspections	Countywide Bridge Inspection and Inventory for Cycle 2022-2025	Greenfield	0	STBG	$108,345.00	Local Bridge Program	PE	$86,676.00	$0.00		$46,362.00		$40,314.00	
										Local Funds	PE	$0.00	$21,669.00		$11,590.00		$10,079.00	
Performance Measure Impacted: Bridge Condition																		
Windfall	40327 / 1600971	Init.	VA VARI	Bike/Pedestrian Facilities	SW and ADA Upgrades on SR 213 - Sherman Str and Grant St in Windfall	Greenfield	.437	STBG	$274,000.00	Local Funds	CN	$0.00	$41,600.00	$41,600.00				
										Group IV Program	CN	$166,400.00	$0.00	$166,400.00				
Performance Measure Impacted: Reliability and Freight Reliability																		
Comments:Include DES 1600971																		
Indiana Department of Transportation	41484 / 1702930	Init.	SR 213	Replace Superstructure	OVER MUD CREEK, 01.30 miles S of SR 26	Greenfield	0	STBG	$1,227,949.00	Bridge Construction	CN	$750,939.20	$187,734.80		$938,674.00			
Performance Measure Impacted: Bridge Condition																		
Comments:Include DES 1702930																		
Indiana Department of Transportation	42230 / 1900253	Init.	SR 28	Pavement Replacement	from WCL of Tipton to SR 19 W junct	Greenfield	.86	STBG	$11,346,262.00	Road Construction	CN	$7,819,320.80	$1,954,830.20			$9,774,151.00		
										Road ROW	RW	$80,000.00	$20,000.00	$100,000.00				
										Bridge Construction	CN	$396,231.20	$99,057.80			$495,289.00		
Performance Measure Impacted: Pavement Condition																		
Comments:Include DES 1900433, 1900434, 2000509, 1900253																		
Indiana Department of Transportation	42425 / 1900145	Init.	US 31	Access Control	at Division Rd, 1.92 miles N of SR 28	Greenfield	.48	NHPP	$21,000,000.00	Mobility ROW	RW	$1,600,000.00	$400,000.00	$2,000,000.00				
										Mobility Construction	CN	$13,600,000.00	$3,400,000.00			$17,000,000.00		
Performance Measure Impacted: Reliability and Freight Reliability																		
Indiana Department of Transportation	43079 / 2000577	Init.	SR 28	HMA Overlay, Preventive Maintenance	US 31 to 3.88 E of US 31 (WCL Tipton)	Greenfield	3.07	STBG	$1,553,583.00	Road Construction	CN	$1,127,826.40	$281,956.60		$1,409,783.00			
										Road Consulting	PE	$27,040.00	$6,760.00	$33,800.00				
Performance Measure Impacted: Pavement Condition																		
Comments:Include DES 2000577																		

*Estimated Costs left to Complete Project column is for costs that may extend beyond the four years of a STIP. This column is not fiscally constrained and is for information purposes.

SPONSOR	CONTRACT # / LEAD DES	STIP NAME	ROUTE	WORK TYPE	LOCATION	DISTRICT	MILES	FEDERAL CATEGORY	Total Cost of Project*	PROGRAM	PHASE	FEDERAL	MATCH	2022	2023	2024	2025	2026
Indiana Department of Transportation	43080 / 2000392	Init.	SR 19	Bridge Thin Deck Overlay	over MUD CREEK, 02.14 S SR 26	Greenfield	0	STBG	$131,250.00	Bridge Construction	CN	$105,000.00	$26,250.00		$131,250.00			
Performance Measure Impacted: Bridge Condition																		
Comments:Include DES 2000392																		
Indiana Department of Transportation	43094 / 2000595	Init.	SR 213	HMA Overlay, Preventive Maintenance	SR 28 to SR 26	Greenfield	9.34	STBG	$3,613,370.00	Road Construction	CN	$2,410,696.00	$602,674.00			$3,013,370.00		
										Road Consulting	PE	$480,000.00	$120,000.00	$600,000.00				
Performance Measure Impacted: Pavement Condition																		
Comments:Include DES 2000595																		
Indiana Department of Transportation	43201 / 2002313	Init.	US 31	Access Control	Access Control from 3.0 miles N of SR 38 to SR 931	Greenfield	17.91	NHPP	$21,000,000.00	Mobility Consulting	PE	$2,800,000.00	$700,000.00	$3,500,000.00				
										Mobility ROW	RW	$400,000.00	$100,000.00	$500,000.00				
Performance Measure Impacted: Reliability and Freight Reliability																		
Comments:Include DES 2002313																		
Indiana Department of Transportation	43909 / 2100213	Init.	SR 28	HMA Overlay, Preventive Maintenance	SR 213 to 5.10 mi E of SR 213 (WCL Elwood)	Greenfield	5.095	STBG	$5,027,446.00	Road ROW	RW	$32,000.00	$8,000.00			$40,000.00		
										Bridge ROW	RW	$8,000.00	$2,000.00			$10,000.00		
										Bridge Consulting	PE	$200,000.00	$50,000.00	$250,000.00				
										Bridge Construction	CN	$651,200.00	$162,800.00					$814,000.00
										Road Consulting	PE	$400,000.00	$100,000.00	$500,000.00				
										Road Construction	CN	$2,730,756.80	$682,689.20			$20,000.00		$3,393,446.00
Performance Measure Impacted: Pavement Condition																		
Comments:Include DES 2100212, 2100739, 2100740, 2100213																		

Tipton County Total

Federal: $35,922,086.40 Match :$8,980,521.60 2022: $7,754,300.00 2023: $2,537,659.00 2024: $30,352,810.00 2025: $50,393.00 2026: $4,207,446.00

*Estimated Costs left to Complete Project column is for costs that may extend beyond the four years of a STIP. This column is not fiscally constrained and is for information purposes.

SPONSOR	CONTRACT # / LEAD DES	STIP NAME	ROUTE	WORK TYPE	LOCATION	DISTRICT	MILES	FEDERAL CATEGORY	Total Cost of Project*	PROGRAM	PHASE	FEDERAL	MATCH	2022	2023	2024	2025	2026
Union County																		
Union County	1500292	Init.	VA VARI	Bridge Inspections	Countywide Bridge Inspection and Inventory Program for Cycle Years 2019-2022	Greenfield	0	STBG	$176,476.50	Local Bridge Program	PE	$4,201.52	$0.00	$4,201.52				
										Local Funds	PE	$0.00	$1,050.38	$1,050.38				
Performance Measure Impacted: Bridge Condition																		
Union County	2003062	Init.	IR 7961	Bridge Rehabilitation Or Repair	Dunlapsville Road over Brookville Lake	Greenfield	464	STBG	$3,634,325.00	Local Funds	PE	$0.00	$81,000.00	$81,000.00				
										Local Funds	RW	$0.00	$2,200.00			$2,200.00		
										Group IV Program	RW	$8,800.00	$0.00			$8,800.00		
										Group IV Program	PE	$324,000.00	$0.00	$324,000.00				
										Group IV Program	CN	$2,598,400.00	$0.00					$2,598,400.00
										Local Funds	CN	$0.00	$649,600.00					$649,600.00
Performance Measure Impacted: Bridge Condition																		
Indiana Department of Transportation	2100204	Init.	US 27	Slide Correction	FROM 0.3 miles N of SR44 to 0.5 miles N of SR44	Greenfield	.22	NHPP	$1,810,000.00	Road ROW	RW	$16,000.00	$4,000.00			$20,000.00		
										Road Construction	CN	$1,272,000.00	$318,000.00					$1,590,000.00
										Road Consulting	PE	$160,000.00	$40,000.00	$200,000.00				
Performance Measure Impacted: Safety																		
Indiana Department of Transportation	41508 / 1702892	Init.	US 27	Scour Protection (Erosion)	US 27 over Richland Creek, 4.38 miles N. of SR 44	Greenfield	0	NHPP	$253,610.00	Bridge Construction	CN	$73,872.00	$18,468.00		$92,340.00			
Performance Measure Impacted: Safety																		
Comments:Include DES 1702893, 1702892																		
Indiana Department of Transportation	42261 / 1901509	Init.	US 27	HMA Overlay, Preventive Maintenance	0.31 mi S of SR 44 S junct (SE City Limits of Liberty) to 0.33 mi N of SR 44 N junct (NCL of	Greenfield	1.13	NHPP	$805,526.00	Road Construction	CN	$314,608.00	$78,652.00	$393,260.00				
										Safety Construction	CN	$36,000.00	$9,000.00	$45,000.00				
Performance Measure Impacted: Pavement Condition																		
Comments:Include DES 1802065, 1901509																		
Indiana Department of Transportation	42340 / 1900196	Init.	SR 101	Small Structure Replacement	5.037 N FRANKLIN/UNION	Greenfield	0	STBG	$816,520.00	Bridge ROW	RW	$24,000.00	$6,000.00	$30,000.00				

*Estimated Costs left to Complete Project column is for costs that may extend beyond the four years of a STIP. This column is not fiscally constrained and is for information purposes.

SPONSOR	CONTRACT # / LEAD DES	STIP NAME	ROUTE	WORK TYPE	LOCATION	DISTRICT	MILES	FEDERAL CATEGORY	Total Cost of Project*	PROGRAM	PHASE	FEDERAL	MATCH	2022	2023	2024	2025	2026
Indiana Department of Transportation	42340 / 1900196	Init.	SR 101	Small Structure Replacement	5.037 N FRANKLIN/UNION	Greenfield	0	STBG	$816,520.00	Bridge Construction	CN	$365,600.00	$91,400.00			$457,000.00		
Performance Measure Impacted: Bridge Condition																		
Comments:Include DES 1900205, 1900196																		
Union County	42791 / 1902805	Init.	IR 1342	Bridge Replacement	Union County bridge #45: Stone Road over Indian Creek	Greenfield	.02	STBG	$1,685,300.00	Local Bridge Program	RW	$31,200.00	$0.00			$31,200.00		
										Local Funds	RW	$0.00	$7,800.00			$7,800.00		
										Local Funds	CN	$0.00	$270,000.00				$270,000.00	
										Local Bridge Program	CN	$1,080,000.00	$0.00				$1,080,000.00	
Performance Measure Impacted: Bridge Condition																		
Comments:Include DES 1902805																		
Indiana Department of Transportation	43549 / 2001859	Init.	US 27	HMA Overlay, Preventive Maintenance	7.37 mi S of SR 44 S junct (Indiana/Ohio State Line) to 6.54 mi S of SR 44 S junct (WCL	Greenfield	.83	NHPP	$552,663.00	Road Construction	CN	$219,010.40	$54,752.60				$273,763.00	
Performance Measure Impacted: Pavement Condition																		
Comments:Include DES 2001859																		
Indiana Department of Transportation	43559 / 2002352	Init.	SR 44	Small Structure Replacement	1.91 mi. W of US 27	Greenfield	.1	STBG	$271,925.00	Bridge Construction	CN	$217,540.00	$54,385.00				$271,925.00	
Performance Measure Impacted: Bridge Condition																		
Comments:Include DES 2002352																		
Indiana Department of Transportation	43935 / 2100782	Init.	US 27	Small Structure Replacement	US 27, 3.795 MI N of N JCT SR 44	Greenfield	.1	NHPP	$1,040,042.00	Bridge Consulting	PE	$288,000.00	$72,000.00	$360,000.00				
										Bridge ROW	RW	$24,000.00	$6,000.00			$30,000.00		
										Bridge Construction	CN	$808,033.60	$202,008.40					$1,010,042.00
Performance Measure Impacted: Bridge Condition																		
Comments:Include DES 2100843, 2100782																		
Indiana Department of Transportation	43942 / 2100166	Init.	SR 44	HMA Overlay Minor Structural	0.45 mi W of US 27 W junct (WCL Liberty) to US 27 W junct	Greenfield	.449	STBG	$809,975.00	Road ROW	RW	$32,000.00	$8,000.00			$40,000.00		
										Road Consulting	PE	$160,000.00	$40,000.00	$200,000.00				
										Road Construction	CN	$455,980.00	$113,995.00		$10,000.00			$559,975.00
Performance Measure Impacted: Pavement Condition																		
Comments:Include DES 2100166																		

*Estimated Costs left to Complete Project column is for costs that may extend beyond the four years of a STIP. This column is not fiscally constrained and is for information purposes.

SPONSOR	CONTRACT # / LEAD DES	STIP NAME	ROUTE	WORK TYPE	LOCATION	DISTRICT	MILES	FEDERAL CATEGORY	Total Cost of Project*	PROGRAM	PHASE	FEDERAL	MATCH	2022	2023	2024	2025	2026

Union County Total

Federal: $8,513,245.52 Match :$2,128,311.38 2022: $1,638,511.90 2023: $102,340.00 2024: $597,000.00 2025: $1,895,688.00 2026: $6,408,017.00

*Estimated Costs left to Complete Project column is for costs that may extend beyond the four years of a STIP. This column is not fiscally constrained and is for information purposes.

SPONSOR	CONTRACT # / LEAD DES	STIP NAME	ROUTE	WORK TYPE	LOCATION	DISTRICT	MILES	FEDERAL CATEGORY	Total Cost of Project*	PROGRAM	PHASE	FEDERAL	MATCH	2022	2023	2024	2025	2026
Vanderburgh County																		
Vanderburgh County	1593021	Init.	VA VARI	Bridge Inspections	Countywide Bridge Inspection and Inventory Program for Cycle Years 2018-2021	Vincennes	0	STBG	$445,182.79	Local Bridge Program	PE	$21,874.08	$0.00	$21,874.08				
										Local Funds	PE	$0.00	$5,468.52	$5,468.52				
Performance Measure Impacted: Bridge Condition																		
Indiana Department of Transportation	1900609	Init.	US 41	Single Location Bridge Inspection	SBL Vietnam Gold Star Bridge, Evansville FY 2023 - Pay to KY	Vincennes	0	NHPP	$75,000.00	Bridge Consulting	PE	$60,000.00	$15,000.00		$75,000.00			
Performance Measure Impacted: Bridge Condition																		
Indiana Department of Transportation	1900610	Init.	US 41	Single Location Bridge Inspection	NBL Vietnam Gold Star Bridge, Evansville FY 2023- Pay to KY	Vincennes	0	NHPP	$75,000.00	Bridge Consulting	PE	$60,000.00	$15,000.00		$75,000.00			
Performance Measure Impacted: Bridge Condition																		
Indiana Department of Transportation	1902704	Init.	US 41	Bridge Painting	US 41 SBL Payment for Painting	Vincennes	0	NHPP	$5,300,000.00	Bridge Construction	CN	$4,240,000.00	$1,060,000.00				$5,300,000.00	
Performance Measure Impacted: Bridge Condition																		
Indiana Department of Natural Resources	1902705	Init.	US 41	Bridge Painting	US 41 NBL over the Ohio River-Painting Payment to KYTC	Vincennes	0	NHPP	$5,300,000.00	Bridge Construction	CN	$4,240,000.00	$1,060,000.00				$5,300,000.00	
Performance Measure Impacted: Bridge Condition																		
MPO - Evansville	2001060	Init.	MS 00	Other Type Project (Miscellaneous)	Evansville MPO UPWP PL for FY 2021-2022	Vincennes	0	STBG	$1,008,000.00	Evansville MPO	PE	$1,008,000.00	$0.00	$208,000.00	$200,000.00	$200,000.00	$200,000.00	$200,000.00
										Local Funds	PE	$0.00	$127,000.00	$27,000.00	$25,000.00	$25,000.00	$25,000.00	$25,000.00
Performance Measure Impacted: Safety																		
Indiana Department of Transportation	2002519	Init.	SR 62	Bridge Maintenance And Repair	Analysis and Design of bearings, Pigeon Creek Bridge 2.45mi W US 41	Vincennes	.23	NHPP	$563,737.28	Bridge Construction	CN	$4,000.00	$1,000.00	$5,000.00				
Performance Measure Impacted: Bridge Condition																		
Darmstadt	2100344	Init.	MS NA	HMA Overlay, Structural	BOONVILLE-NEW HARMONY RD, BOONVILLE-NEW HARMONY RD, DARMSTADT	Vincennes	0	STBG	$222,365.00	Local Funds	CN	$0.00	$55,591.25	$55,591.25				
										Community Crossing Grant Fund	CN	$166,773.75	$0.00	$166,773.75				
Performance Measure Impacted: Pavement Condition																		
Vanderburgh County	2100525	Init.	MS NA	Bridge Replacement	Bridge NBI # 8200144 located at Walnut Road	Vincennes	0	STBG	$386,172.88	Local Funds	CN	$0.00	$193,086.44	$193,086.44				
										Community Crossing Grant Fund	CN	$193,086.44	$0.00	$193,086.44				
Performance Measure Impacted: Bridge Condition																		
Vanderburgh County	2101163	Init.	IR 1001	Bridge Inspections	Countywide Bridge Inspection and Inventory Program for Cycle Years 2022-2025	Vincennes	0	STBG	$324,971.00	Local Bridge Program	PE	$259,967.00	$0.00		$123,365.00	$14,427.00	$107,224.00	$14,951.00

*Estimated Costs left to Complete Project column is for costs that may extend beyond the four years of a STIP. This column is not fiscally constrained and is for information purposes.

SPONSOR	CONTRACT # / LEAD DES	STIP NAME	ROUTE	WORK TYPE	LOCATION	DISTRICT	MILES	FEDERAL CATEGORY	Total Cost of Project*	PROGRAM	PHASE	FEDERAL	MATCH	2022	2023	2024	2025	2026
Vanderburgh County	2101163	Init.	IR 1001	Bridge Inspections	Countywide Bridge Inspection and Inventory Program for Cycle Years 2022-2025	Vincennes	0	STBG	$324,971.00	Local Funds	PE	$0.00	$65,004.00		$30,841.00	$3,607.00	$26,818.00	$3,738.00
Performance Measure Impacted: Bridge Condition																		
Evansville	35103 / 1006080	Init.	ST 1028	Added Travel Lanes	Lincoln Avenue; Green River Road to Newburgh Road	Vincennes	0	STBG	$4,078,403.76	Local Funds	CN	$0.00	$3,150,000.00				$3,150,000.00	
Performance Measure Impacted: Pavement Condition																		
Comments:Include DES 1006080																		
Indiana Department of Transportation	37845 / 1400005	Init.	US 41	Intersection Improvement, Median U-Turn	At Hillsdale Road, 2.04 miles N of SR 57	Vincennes	.105	NHPP	$2,863,781.81	Safety Construction	CN	$1,945,345.44	$486,336.36	$2,431,681.81				
Performance Measure Impacted: Safety																		
Comments:Include DES 1400005																		
Indiana Department of Transportation	39705 / 1601700	Init.	PR 69	New Road Construction	Ohio River Crossing from I-69 Evansville to southside I-69 Henderson KY	Vincennes	1	NHPP		Major New - Consulting	CN	$45,000.00	$5,000.00	$50,000.00				
										Major New - ROW	RW	$3,600,000.00	$400,000.00	$4,000,000.00				
										Major New - Consulting	PE	$9,455.40	$1,050.60	$10,506.00				
Performance Measure Impacted: Pavement Condition																		
Indiana Department of Transportation	39923 / 1601011	Init.	US 41	Added Travel Lanes, Construct Turn Lanes	At Lynch Road, 1.0 mi N of SR-66	Vincennes	.01	NHPP	$1,540,000.00	Safety Construction	CN	$1,101,600.00	$275,400.00					$1,377,000.00
Performance Measure Impacted: Pavement Condition																		
Comments:Include DES 1601011																		
Indiana Department of Transportation	41410 / 1601066	Init.	US 41	Pavement Replacement	From SR 66/62 (Lloyd) to 0.02 mi S of SR 66, N Jct (Diamond Ave.	Vincennes	1.56	NHPP	$19,873,000.00	Road Construction	CN	$10,970,179.20	$2,742,544.80		$13,712,724.00			
										Road ROW	RW	$608,000.00	$152,000.00	$760,000.00				
										District Other Construction	CN	$159,200.00	$39,800.00		$199,000.00			
										Bridge Construction	CN	$2,844,800.00	$711,200.00	$560,000.00	$2,996,000.00			
Performance Measure Impacted: Pavement Condition																		
Comments:Include DES 1900782, 1901940, 2000638, 1601066																		
Indiana Department of Transportation	41457 / 1800142	Init.	SR 65	Bridge Replacement	Over I-64 EB/WB Lanes, 02.61 mi S SR-68	Vincennes	0	STBG	$4,603,600.00	Bridge Construction	CN	$3,416,800.00	$854,200.00		$4,271,000.00			
Performance Measure Impacted: Bridge Condition																		
Comments:Include DES 1800142																		
Evansville	41599 / 1801726	Init.	ST 1	Road Reconstruction (3R/4R Standards)	Walnut Street from MLK Jr. Blvd. to US 41- Phase 3	Vincennes	0	STBG	$11,924,000.00	Local Funds	CN	$0.00	$2,682,749.50		$2,682,749.50			

*Estimated Costs left to Complete Project column is for costs that may extend beyond the four years of a STIP. This column is not fiscally constrained and is for information purposes.

SPONSOR	CONTRACT # / LEAD DES	STIP NAME	ROUTE	WORK TYPE	LOCATION	DISTRICT	MILES	FEDERAL CATEGORY	Total Cost of Project*	PROGRAM	PHASE	FEDERAL	MATCH	2022	2023	2024	2025	2026
Evansville	41599 / 1801726	Init.	ST 1	Road Reconstruction (3R/4R Standards)	Walnut Street from MLK Jr. Blvd. to US 41- Phase 3	Vincennes	0	STBG	$11,924,000.00	Local Funds	RW	$0.00	$297,000.00	$297,000.00				
Vanderburgh County	41778 / 1802074	Init.	IR 1051	Road Reconstruction (3R/4R Standards)	Oak Hill Road from Eastwood Drive to Millersburgh Rd.	Vincennes	0	STBG	$10,972,000.00	Local Funds	CN	$0.00	$1,535,000.00			$1,535,000.00		
										Local Funds	RW	$0.00	$750,000.00	$750,000.00				
Indiana Department of Transportation	42109 / 1900772	Init.	US 41	Bridge Thin Deck Overlay	NB Ramp over Eagle Creek, 0.3 1 S I-164	Vincennes	0	NHPP	$2,000,000.00	Bridge Construction	CN	$1,600,000.00	$400,000.00	$2,000,000.00				
Performance Measure Impacted: Bridge Condition																		
Comments:Include DES 1900775, 1900776, 1900786, 1900772																		
Indiana Department of Transportation	42185 / 1900273	Init.	US 41	Small Structure Replacement	1.80 mi N Jct SR-57-SB	Vincennes	0	NHPP	$2,596,404.00	Bridge Construction	CN	$2,077,123.20	$519,280.80		$80,000.00	$2,516,404.00		
Performance Measure Impacted: Bridge Condition																		
Comments:Include DES 1900275, 1900273																		
Indiana Department of Transportation	42187 / 1900099	Init.	I 64	Bridge Deck Replacement	Over Abandoned N & S RR, EBL, 0.82 mi E SR-65	Vincennes	0	NHPP	$3,504,820.00	Bridge Construction	CN	$3,154,338.00	$350,482.00		$20,000.00	$3,484,820.00		
Performance Measure Impacted: Bridge Condition																		
Comments:Include DES 1900100, 2000767, 1900099																		
Indiana Department of Transportation	42287 / 1900308	Init.	SR 62	Road Reconstruction (3R/4R Standards)	From Rosenberger Rd (4.59 mi W of S Jct US-41) to 2.72 mi W of S Jct US-41 (Wabash Ave)	Vincennes	1.84	NHPP	$139,868,305.00	Road ROW	RW	$548,000.00	$137,000.00		$175,000.00	$510,000.00		
										Mobility ROW	RW	$100,000.00	$25,000.00		$125,000.00			
										Bridge Construction	CN	$10,713,111.20	$2,678,277.80			$13,391,389.00		
										Safety Construction	CN	$1,332,808.80	$333,202.20			$1,666,011.00		
										Road Construction	CN	$76,759,316.00	$19,189,829.00			$49,777,145.00	$46,172,000.00	
										Mobility Construction	CN	$9,571,544.00	$2,392,886.00			$11,964,430.00		
										Mobility Consulting	PE	$430,976.00	$107,744.00	$538,720.00				
										Bridge ROW	RW	$51,200.00	$12,800.00	$64,000.00				
										Safety Consulting	PE	$4,546,624.00	$1,136,656.00	$5,683,280.00				

*Estimated Costs left to Complete Project column is for costs that may extend beyond the four years of a STIP. This column is not fiscally constrained and is for information purposes.

SPONSOR	CONTRACT # / LEAD DES	STIP NAME	ROUTE	WORK TYPE	LOCATION	DISTRICT	MILES	FEDERAL CATEGORY	Total Cost of Project*	PROGRAM	PHASE	FEDERAL	MATCH	2022	2023	2024	2025	2026
Comments:Include DES 1500041, 1600060, 1602258, 1702066, 1900262, 1900263, 1900264, 1900268, 1900292, 1900317, 2000187, 2000217, 2001917, 2100041, 1900308																		
Indiana Department of Transportation	42643 / 2000386	Init.	I 69	Bridge Maintenance And Repair	over Base Line Road/CR 600N, 3.30mi S 1-64	Vincennes	0	NHPP	$574,000.00	Bridge Construction	CN	$387,000.00	$43,000.00	$430,000.00				
Performance Measure Impacted: Bridge Condition																		
Comments:Include DES 1902739, 2000386																		
Indiana Department of Transportation	42718 / 2000639	Init.	SR 66	Bridge Thin Deck Overlay	over Locust Creek, 2.86 mi W US 41	Vincennes	0	STBG	$1,898,000.00	Bridge Consulting	PE	$350,400.00	$87,600.00	$438,000.00				
										Bridge Construction	CN	$1,168,000.00	$292,000.00		$1,460,000.00			
Performance Measure Impacted: Bridge Condition																		
Comments:Include DES 2000640, 2000641, 2000642, 2000639																		
Indiana Department of Transportation	42725 / 2000701	Init.	SR 62	Bridge Deck Overlay	over Barker Avenue EB/WB, 3. 60mi W US 41	Vincennes	0	NHPP	$637,572.00	Bridge Construction	CN	$416,000.00	$104,000.00		$520,000.00			
Performance Measure Impacted: Bridge Condition																		
Comments:Include DES 2000701																		
Indiana Department of Transportation	42736 / 2000987	Init.	US 41	Small Structures & Drains Construction	0.99 miles north to 3.33 miles North of SR 57/US 41 jct (9 Structures)	Vincennes	2.36	NHPP	$3,068,205.00	Bridge Construction	CN	$1,933,600.00	$483,400.00			$2,417,000.00		
Performance Measure Impacted: Safety																		
Comments:Include DES 2001053, 2000987																		
Indiana Department of Transportation	42753 / 2000889	Init.	I 69	Concrete Pavement Restoration (CPR)	From 2.3 mi E of US 41 to I-64	Vincennes	18.57	NHPP	$13,182,751.36	Bridge Construction	CN	$1,806,300.00	$200,700.00	$10,000.00	$1,997,000.00			
										Road Construction	CN	$8,577,000.00	$953,000.00		$9,530,000.00			
Performance Measure Impacted: Pavement Condition																		
Comments:Include DES 1700937, 2000692, 2000715, 2000717, 2000863, 2000889																		
Indiana Department of Transportation	42787 / 2001114	Init.	SR 57	Concrete Pavement Restoration (CPR)	From S. Jct. of I 69 (end of Asphalt) to S. Jct. of I69 (Fly Over Ramp over I69)	Vincennes	.77	NHPP	$453,400.00	Road Construction	CN	$272,000.00	$68,000.00			$340,000.00		
Performance Measure Impacted: Pavement Condition																		
Comments:Include DES 2001114																		
Vanderburgh County	42809 / 1902794	Init.	IR 6500	Bridge Replacement	Bridge 252 Boonville New Harmony Rd over tributary of Big Creek 0.9 mi. west of St.	Vincennes	.057	STBG	$1,467,000.00	Local Bridge Program	CN	$984,000.00	$0.00			$984,000.00		
										Local Funds	CN	$0.00	$246,000.00			$246,000.00		
										Local Funds	RW	$0.00	$62,000.00		$62,000.00			
Performance Measure Impacted: Bridge Condition																		
Comments:Include DES 1902794																		
Indiana Department of Transportation	42876 / 1902709	Init.	US 41	New Bridge Construction	Pedestrian walk at US41 & Washington Ave	Vincennes	.07	NHPP	$7,067,000.00	Safety ROW	RW	$203,200.00	$50,800.00		$254,000.00			

*Estimated Costs left to Complete Project column is for costs that may extend beyond the four years of a STIP. This column is not fiscally constrained and is for information purposes.

SPONSOR	CONTRACT # / LEAD DES	STIP NAME	ROUTE	WORK TYPE	LOCATION	DISTRICT	MILES	FEDERAL CATEGORY	Total Cost of Project*	PROGRAM	PHASE	FEDERAL	MATCH	2022	2023	2024	2025	2026
Indiana Department of Transportation	42876 / 1902709	Init.	US 41	New Bridge Construction	Pedestrian walk at US41 & Washington Ave	Vincennes	.07	NHPP	$7,067,000.00	Safety Construction	CN	$1,040,000.00	$260,000.00	$35,000.00		$1,265,000.00		
										District Other Construction	CN	$3,329,600.00	$832,400.00		$2,081,000.00	$2,081,000.00		
Performance Measure Impacted: Bridge Condition																		
Comments:Include DES 2000186, 1902709																		
Indiana Department of Transportation	43148 / 2000514	Init.	US 41	Bridge Replacement	over Pigeon Creek, .37 miles N of SR 66	Vincennes	0	NHPP	$11,839,753.79	Bridge Consulting	PE	$62,080.00	$15,520.00	$77,600.00				
Performance Measure Impacted: Bridge Condition																		
Comments:Include DES 2001766, 2000514																		
Indiana Department of Transportation	43197 / 2001917	Init.	SR 62	Rubblize PCCP & HMA Overlay	From Posey / Vand. Co. Line to Rosenberger Rd	Vincennes	4.47	NHPP	$139,868,305.00	Mobility Construction	CN	$5,304,537.60	$1,326,134.40				$6,630,672.00	
										Mobility Consulting	PE	$590,816.00	$147,704.00	$738,520.00				
										Road Consulting	PE	$2,892,800.00	$723,200.00	$3,616,000.00				
										Safety Consulting	PE	$652,000.00	$163,000.00	$815,000.00				
										Road ROW	RW	$368,000.00	$92,000.00			$460,000.00		
										Road Construction	CN	$26,785,156.80	$6,696,289.20				$33,481,446.00	
										Safety ROW	RW	$8,000.00	$2,000.00			$10,000.00		
										Safety Construction	CN	$3,776,057.60	$944,014.40				$4,720,072.00	
										Mobility ROW	RW	$32,000.00	$8,000.00			$40,000.00		
Performance Measure Impacted: Pavement Condition																		
Indiana Department of Transportation	43199 / 1900258	Init.	SR 62	Intersection Improvement	At 5.58 mi W of US-41 (Boehne Camp Rd)	Vincennes	.24	NHPP	$8,218,049.00	Safety Consulting	PE	$824,000.00	$206,000.00	$1,030,000.00				
										Safety ROW	RW	$16,000.00	$4,000.00			$20,000.00		
										Safety Construction	CN	$5,734,439.20	$1,433,609.80				$7,168,049.00	
Performance Measure Impacted: Safety																		
Comments:Include DES 1900260, 1900258																		
Indiana Department of Transportation	43506 / 1802087	Init.	I 69	ITS Traffic Management Systems	CCTV/DMS from US 41 to SR 68	Vincennes	22.58	NHPP	$6,202,205.00	Statewide Construction	CN	$5,109,484.50	$567,720.50					$5,677,205.00

*Estimated Costs left to Complete Project column is for costs that may extend beyond the four years of a STIP. This column is not fiscally constrained and is for information purposes.

SPONSOR	CONTRACT # / LEAD DES	STIP NAME	ROUTE	WORK TYPE	LOCATION	DISTRICT	MILES	FEDERAL CATEGORY	Total Cost of Project*	PROGRAM	PHASE	FEDERAL	MATCH	2022	2023	2024	2025	2026
Indiana Department of Transportation	43506 / 1802087	Init.	I 69	ITS Traffic Management Systems	CCTV/DMS from US 41 to SR 68	Vincennes	22.58	NHPP	$6,202,205.00	Statewide Consulting	PE	$472,500.00	$52,500.00				$525,000.00	
Performance Measure Impacted: Congestion Mitigation and Air Quality (CMAQ)																		
Comments:Include DES 2002562, 1802087																		
Indiana Department of Transportation	43965 / 2100041	Init.	SR 62	Intersection Improvement	At McDowell Road, 7.75 mi W of US41	Vincennes	.3	NHPP	$139,868,305.00	Safety Construction	CN	$1,072,000.00	$268,000.00					$1,340,000.00
										Safety Consulting	PE	$142,720.00	$35,680.00	$178,400.00				
Performance Measure Impacted: Safety																		
Indiana Department of Transportation	43982 / 2100260	Init.	SR 57	HMA Overlay, Preventive Maintenance	From 1.32 N. US 41(End of Concrete) to S. Jct. of I 69 (end of Asphalt)	Vincennes	6.442	NHPP	$5,789,132.00	Road Construction	CN	$4,271,305.60	$1,067,826.40			$10,000.00		$5,329,132.00
										Road Consulting	PE	$360,000.00	$90,000.00	$450,000.00				
Performance Measure Impacted: Pavement Condition																		
Comments:Include DES 2100260																		
Indiana Department of Transportation	43986 / 2100812	Init.	SR 66	Small Structure Pipe Lining	over UNT, 1.45mi E JCT SR 65	Vincennes	.1	STBG	$569,621.00	Bridge Construction	CN	$343,696.80	$85,924.20					$429,621.00
										Bridge Consulting	PE	$112,000.00	$28,000.00	$140,000.00				
Performance Measure Impacted: Safety																		
Comments:Include DES 2100812																		
Indiana Department of Transportation	44013 / 2100044	Init.	SR 62	Intersect. Improv. W/ Added Turn Lanes	(Morgan Ave.) At Boeke Road, 1.01 mi E of US 41	Vincennes	.1	STBG	$2,946,827.00	Safety ROW	RW	$80,000.00	$20,000.00				$100,000.00	
										Safety Consulting	PE	$278,400.00	$69,600.00	$348,000.00				
										Safety Construction	CN	$1,999,061.60	$499,765.40					$2,498,827.00
Performance Measure Impacted: Safety																		
Comments:Include DES 2100051, 2100044																		

Vanderburgh County Total

Federal: $227,593,278.21 Match :$62,191,977.57 2022: $26,327,588.29 2023: $40,694,679.50 2024: $92,961,233.00 2025: $112,906,281.00 2026: $16,895,474.00

*Estimated Costs left to Complete Project column is for costs that may extend beyond the four years of a STIP. This column is not fiscally constrained and is for information purposes.

SPONSOR	CONTRACT # / LEAD DES	STIP NAME	ROUTE	WORK TYPE	LOCATION	DISTRICT	MILES	FEDERAL CATEGORY	Total Cost of Project*	PROGRAM	PHASE	FEDERAL	MATCH	2022	2023	2024	2025	2026
Various County																		
Indiana Department of Transportation	1600401	Init.	MS 0	Other Type Project (Miscellaneous)	On Call - Hydraulic Services	Multiple Districts	0	STBG	$4,500,000.00	Bridge Consulting	PE	$1,572,112.00	$393,028.00	$1,965,140.00				
Performance Measure Impacted: Safety																		
Indiana Department of Transportation	1702394	Init.	VA VARI	ITS Program Contracted Services	Software License for Statewide ATMS for FY 22	Multiple Districts	0	STBG	$980,000.00	Statewide Consulting	PE	$1,080,000.00	$120,000.00		$1,200,000.00			
Performance Measure Impacted: Congestion Mitigation and Air Quality (CMAQ)																		
Indiana Department of Transportation	1702395	Init.	VA VARI	ITS Program Contracted Services	Statewide TMC Dispatcher Operations Contract for FY 22	Multiple Districts	0	STBG	$1,500,000.00	Statewide Consulting	PE	$1,350,000.00	$150,000.00	$1,500,000.00				
Performance Measure Impacted: Congestion Mitigation and Air Quality (CMAQ)																		
Indiana Department of Transportation	1702396	Init.	VA VARI	ITS Program Contracted Services	Statewide O&M fee for CARS (Condition Acquisition & Reporting System) for FY 22	Multiple Districts	0	STBG	$475,000.00	Statewide Construction	CN	$0.00	$0.00	$0.00				
										Statewide Consulting	PE	$380,000.00	$95,000.00	$475,000.00				
Performance Measure Impacted: Congestion Mitigation and Air Quality (CMAQ)																		
Indiana Department of Transportation	1702397	Init.	VA VARI	ITS Program Contracted Services	Statewide INRIX Traffic Data for FY 22	Multiple Districts	0	STBG	$500,000.00	Statewide Consulting	PE	$450,000.00	$50,000.00	$500,000.00				
Performance Measure Impacted: Congestion Mitigation and Air Quality (CMAQ)																		
Indiana Department of Transportation	1702626	Init.	VA 1019	Access Control	US 31 Indy to South Bend Corridor Access Control - Limiting Access	Multiple Districts	0	NHPP	$12,096,405.58	Statewide ROW	RW	$120,000.00	$30,000.00	$150,000.00				
Performance Measure Impacted: Reliability and Freight Reliability																		
Indiana Department of Transportation	1800950	Init.	VA VARI	Railroad Work	Various locations with Railroad signal preemptions	Greenfield	0	STBG	$355,721.00	Safety Construction	CN	$252,576.80	$63,144.20	$315,721.00				
Performance Measure Impacted: Transit																		
Indiana Department of Transportation	1801058	Init.	VA VARI	ITS Program Contracted Services	Software License for Statewide ATMS for FY 23	Multiple Districts	0	STBG	$1,200,000.00	Statewide Consulting	PE	$1,080,000.00	$120,000.00	$1,200,000.00				
Performance Measure Impacted: Congestion Mitigation and Air Quality (CMAQ)																		
Indiana Department of Transportation	1801059	Init.	VA VARI	ITS Program Contracted Services	Statewide TMC Dispatcher Operations Contract for FY 23	Multiple Districts	0	STBG	$1,500,000.00	Statewide Construction	CN	$0.00	$0.00		$0.00			
										Statewide Consulting	PE	$1,350,000.00	$150,000.00		$1,500,000.00			
Performance Measure Impacted: Congestion Mitigation and Air Quality (CMAQ)																		
Indiana Department of Transportation	1801060	Init.	VA VARI	ITS Program Contracted Services	Statewide O&M fee for CARS (Condition Acquisition & Reporting System) for FY 23	Multiple Districts	0	STBG	$500,000.00	Statewide Construction	CN	$0.00	$0.00		$0.00			
										Statewide Consulting	PE	$400,000.00	$100,000.00		$500,000.00			
Performance Measure Impacted: Congestion Mitigation and Air Quality (CMAQ)																		
Indiana Department of Transportation	1801061	Init.	VA VARI	ITS Program Contracted Services	Statewide INRIX Traffic Data for FY 23	Multiple Districts	0	STBG	$500,000.00	Statewide Consulting	PE	$450,000.00	$50,000.00		$500,000.00			

*Estimated Costs left to Complete Project column is for costs that may extend beyond the four years of a STIP. This column is not fiscally constrained and is for information purposes.

SPONSOR	CONTRACT # / LEAD DES	STIP NAME	ROUTE	WORK TYPE	LOCATION	DISTRICT	MILES	FEDERAL CATEGORY	Total Cost of Project*	PROGRAM	PHASE	FEDERAL	MATCH	2022	2023	2024	2025	2026
Indiana Department of Transportation	1801061	Init.	VA VARI	ITS Program Contracted Services	Statewide INRIX Traffic Data for FY 23	Multiple Districts	0	STBG	$500,000.00	Statewide Construction	CN	$0.00	$0.00		$0.00			
Performance Measure Impacted: Congestion Mitigation and Air Quality (CMAQ)																		
Indiana Department of Transportation	1801113	Init.	VA VARI	ITS Program Contracted Services	Software License for Statewide ATMS for FY 24	Multiple Districts	0	NHPP	$800,000.00	Statewide Consulting	PE	$1,080,000.00	$120,000.00			$1,200,000.00		
Performance Measure Impacted: Congestion Mitigation and Air Quality (CMAQ)																		
Indiana Department of Transportation	1801115	Init.	VA VARI	ITS Program Contracted Services	Statewide TMC Dispatcher Operations Contract for FY 24	Multiple Districts	0	NHPP	$1,500,000.00	Statewide Consulting	PE	$1,350,000.00	$150,000.00			$1,500,000.00		
										Statewide Construction	CN	$0.00	$0.00			$0.00		
Performance Measure Impacted: Congestion Mitigation and Air Quality (CMAQ)																		
Indiana Department of Transportation	1801117	Init.	VA VARI	ITS Program Contracted Services	Statewide O&M fee for CARS (Condition Acquisition & Reporting System) for FY 24	Multiple Districts	0	STBG	$500,000.00	Statewide Consulting	PE	$400,000.00	$100,000.00			$500,000.00		
										Statewide Construction	CN	$0.00	$0.00			$0.00		
Performance Measure Impacted: Congestion Mitigation and Air Quality (CMAQ)																		
Indiana Department of Transportation	1801118	Init.	VA VARI	ITS Program Contracted Services	Statewide INRIX Traffic Data for FY 24	Multiple Districts	0	NHPP	$500,000.00	Statewide Consulting	PE	$450,000.00	$50,000.00			$500,000.00		
										Statewide Construction	CN	$0.00	$0.00			$0.00		
Performance Measure Impacted: Congestion Mitigation and Air Quality (CMAQ)																		
Indiana Department of Transportation	1801225	Init.	VA VARI	ITS Operations And Maintenance Contracts	Statewide Cell Service for Communications for Signals and ITS Devices for FY 22	Multiple Districts	0	STBG	$950,000.00	Statewide Consulting	PE	$760,000.00	$190,000.00	$950,000.00				
										Statewide Construction	CN	$0.00	$0.00	$0.00				
Performance Measure Impacted: Congestion Mitigation and Air Quality (CMAQ)																		
Indiana Department of Transportation	1801226	Init.	VA VARI	ITS Operations And Maintenance Contracts	Statewide Cell Service for Communications for Signals and ITS Devices for FY 23	Multiple Districts	0	STBG	$1,250,000.00	Statewide Consulting	PE	$1,000,000.00	$250,000.00		$1,250,000.00			
										Statewide Construction	CN	$0.00	$0.00		$0.00			
Performance Measure Impacted: Congestion Mitigation and Air Quality (CMAQ)																		
Indiana Department of Transportation	1801227	Init.	VA VARI	ITS Operations And Maintenance Contracts	Statewide Cell Service for Communications for Signals and ITS Devices for FY 24	Multiple Districts	0	STBG	$1,250,000.00	Statewide Consulting	PE	$1,000,000.00	$250,000.00			$1,250,000.00		
										Statewide Construction	CN	$0.00	$0.00			$0.00		
Performance Measure Impacted: Congestion Mitigation and Air Quality (CMAQ)																		
Indiana Department of Transportation	1801231	Init.	VA VARI	ITS Program Equipment	Statewide ITS Field Device Cell Hardware (Modem) Upgrades for FY 22	Multiple Districts	0	STBG	$350,000.00	Statewide Construction	CN	$280,000.00	$70,000.00	$350,000.00				
Performance Measure Impacted: Congestion Mitigation and Air Quality (CMAQ)																		

*Estimated Costs left to Complete Project column is for costs that may extend beyond the four years of a STIP. This column is not fiscally constrained and is for information purposes.

Indiana Department of Transportation (INDOT)
State Preservation and Local Initiated Projects FY 2022 - 2026

SPONSOR	CONTRACT # / LEAD DES	STIP NAME	ROUTE	WORK TYPE	LOCATION	DISTRICT	MILES	FEDERAL CATEGORY	Total Cost of Project*	PROGRAM	PHASE	FEDERAL	MATCH	2022	2023	2024	2025	2026
Indiana Department of Transportation	1801232	Init.	VA VARI	ITS Program Equipment	Statewide ITS Field Device Cell Hardware (Modem) Upgrades for FY 23	Multiple Districts	0	STBG	$350,000.00	Statewide Construction	CN	$280,000.00	$70,000.00		$350,000.00			
Performance Measure Impacted: Congestion Mitigation and Air Quality (CMAQ)																		
Indiana Department of Transportation	1801233	Init.	VA VARI	ITS Program Equipment	Statewide ITS Field Device Cell Hardware (Modem) Upgrades for FY 24	Multiple Districts	0	STBG	$350,000.00	Statewide Construction	CN	$280,000.00	$70,000.00			$350,000.00		
Performance Measure Impacted: Congestion Mitigation and Air Quality (CMAQ)																		
Indiana Department of Transportation	1802826	Init.	MS MIS	Other Type Project (Miscellaneous)	On Call Consultant Plan Review Services FY20-23	Multiple Districts	0	STBG	$12,700,000.00	Statewide Consulting	PE	$0.00	$4,200,000.00	$2,100,000.00	$2,100,000.00	$0.00		
Performance Measure Impacted: Safety																		
Indiana Department of Transportation	1900554	Init.	MS MIS	Other Type Project (Miscellaneous)	Helpers Program for Local Roads and Streets	Multiple Districts	0	STBG		Safety Consulting	PE	$923,683.20	$230,920.80	$1,154,604.00				
Performance Measure Impacted: Safety																		
Indiana Department of Transportation	1900576	Init.	VA 1019	Other Type Project (Miscellaneous)	FY 2022 Border Bridge Program	Multiple Districts	0	STBG	$20,000,000.00	Bridge Construction	CN	$16,000,000.00	$4,000,000.00	$20,000,000.00				
Performance Measure Impacted: Safety																		
Indiana Department of Transportation	1901571	Init.	VA 1019	Other Type Project (Miscellaneous)	Statewide On Call Bridge Project Services BLN	Multiple Districts	0	STBG	$1,200,000.00	Bridge Consulting	PE	$480,000.00	$120,000.00	$600,000.00				
Performance Measure Impacted: Safety																		
Indiana Department of Transportation	1901839	Init.	VA VARI	Other Type Project (Miscellaneous)	Various	LaPorte	0	STBG	$1,000,000.00	Statewide Consulting	PE	$400,000.00	$100,000.00	$500,000.00				
Performance Measure Impacted: Safety																		
Indiana Department of Transportation	1902125	Init.	VA 1019	Other Type Project (Miscellaneous)	Various	Multiple Districts	0	STBG	$693,750.00	Statewide Consulting	PE	$30,000.00	$7,500.00	$37,500.00				
Performance Measure Impacted: Safety																		
Indiana Department of Transportation	1902658	Init.	VA 1019	Traffic, Other	updating traffic structures and foundations to the current AASHTO design code	Multiple Districts	0	STBG	$286,100.00	Statewide Consulting	PE	$35,200.00	$8,800.00	$44,000.00				
Performance Measure Impacted: Safety																		
Indiana Department of Transportation	1902737	Init.	VA 1019	Small Structures & Drains Construction	Small Structure Pipes US 31, SR 32, SR 13, SR 9	Greenfield	0	STBG	$1,312,400.00	Bridge Construction	CN	$806,400.00	$201,600.00			$1,008,000.00		
Performance Measure Impacted: Safety																		
Indiana Department of Transportation	2001103	Init.	VA VARI	Other Type Project (Miscellaneous)	Seymour District PLC Tier Contingency for 2022	Seymour	0	STBG	$1,165,204.00	Road Construction	CN	$1,139,545.60	$284,886.40	$1,424,432.00				
Performance Measure Impacted: Safety																		
Indiana Department of Transportation	2001158	Init.	MS SPR	Other Type Project (Miscellaneous)	SPR-4447 MEPDG Implementation	Multiple Districts	0	STBG	$201,116.00	State Planning and Research Program	PE	$38,030.40	$9,507.60	$47,538.00				
Performance Measure Impacted: Safety																		
Indiana Department of Transportation	2001788	Init.	MS MIS	Other Type Project (Miscellaneous)	Geotechnical on call - multiple locations throughout the state	Multiple Districts	0	STBG	$18,278,186.25	Statewide Consulting	PE	$2,864,699.28	$716,174.82	$3,580,874.11				
Performance Measure Impacted: Safety																		

 Report Created:2/1/2022 9:35:57AM

*Estimated Costs left to Complete Project column is for costs that may extend beyond the four years of a STIP. This column is not fiscally constrained and is for information purposes.

SPONSOR	CONTRACT # / LEAD DES	STIP NAME	ROUTE	WORK TYPE	LOCATION	DISTRICT	MILES	FEDERAL CATEGORY	Total Cost of Project*	PROGRAM	PHASE	FEDERAL	MATCH	2022	2023	2024	2025	2026
Indiana Department of Transportation	2002459	Init.	VA 1019	Bridge Inspections	Statewide Bridge Inspection	Multiple Districts	0	STBG	$1,000,000.00	Bridge Consulting	PE	$800,000.00	$200,000.00	$500,000.00	$500,000.00			
Performance Measure Impacted: Bridge Condition																		
Indiana Department of Transportation	2002554	Init.	VA VARI	ITS Program Contracted Services	Software License for Statewide ATMS for FY 25	Multiple Districts	0	NHPP	$1,200,000.00	Statewide Consulting	PE	$1,080,000.00	$120,000.00				$1,200,000.00	
Performance Measure Impacted: Congestion Mitigation and Air Quality (CMAQ)																		
Indiana Department of Transportation	2002555	Init.	VA VARI	ITS Program Contracted Services	Statewide TMC Dispatcher Operations Contract for FY 25	Multiple Districts	0	NHPP	$1,500,000.00	Statewide Consulting	PE	$1,350,000.00	$150,000.00				$1,500,000.00	
										Statewide Construction	CN	$0.00	$0.00				$0.00	
Performance Measure Impacted: Congestion Mitigation and Air Quality (CMAQ)																		
Indiana Department of Transportation	2002556	Init.	VA VARI	ITS Program Contracted Services	Statewide O&M fee for CARS (Condition Acquisition & Reporting System) for FY 25	Multiple Districts	0	STBG	$500,000.00	Statewide Construction	CN	$0.00	$0.00				$0.00	
										Statewide Consulting	PE	$400,000.00	$100,000.00				$500,000.00	
Performance Measure Impacted: Congestion Mitigation and Air Quality (CMAQ)																		
Indiana Department of Transportation	2002557	Init.	VA VARI	ITS Program Contracted Services	Statewide INRIX Traffic Data for FY 25	Multiple Districts	0	NHPP	$500,000.00	Statewide Construction	CN	$0.00	$0.00				$0.00	
										Statewide Consulting	PE	$450,000.00	$50,000.00				$500,000.00	
Performance Measure Impacted: Congestion Mitigation and Air Quality (CMAQ)																		
Indiana Department of Transportation	2002587	Init.	VA VARI	Other Type Project (Miscellaneous)	District On Call Scoping Consultant Contracts for FY2022	Seymour	0	STBG	$500,000.00	Statewide Consulting	PE	$400,000.00	$100,000.00	$500,000.00				
Performance Measure Impacted: Safety																		
Indiana Department of Transportation	2002588	Init.	VA VARI	Other Type Project (Miscellaneous)	District On Call Scoping Consultant Contracts for FY2022	Fort Wayne	0	STBG	$500,000.00	Statewide Consulting	PE	$400,000.00	$100,000.00	$500,000.00				
Performance Measure Impacted: Safety																		
Indiana Department of Transportation	2002952	Init.	VA VARI	ITS Program Contracted Services	Software License for Statewide ATMS for FY 26	Multiple Districts	0	NHPP	$800,000.00	Statewide Construction	CN	$0.00	$0.00					$0.00
										Statewide Consulting	PE	$720,000.00	$80,000.00					$800,000.00
Performance Measure Impacted: Congestion Mitigation and Air Quality (CMAQ)																		
Indiana Department of Transportation	2002953	Init.	VA VARI	ITS Program Contracted Services	Statewide TMC Dispatcher Operations Contract for FY 26	Multiple Districts	0	NHPP	$1,500,000.00	Statewide Construction	CN	$0.00	$0.00					$0.00
										Statewide Consulting	PE	$1,350,000.00	$150,000.00					$1,500,000.00
Performance Measure Impacted: Congestion Mitigation and Air Quality (CMAQ)																		
Indiana Department of Transportation	2002955	Init.	VA VARI	ITS Program Contracted Services	Statewide O&M fee for CARS (Condition Acquisition & Reporting System) for FY 26	Multiple Districts	0	STBG	$500,000.00	Statewide Consulting	PE	$400,000.00	$100,000.00					$500,000.00

*Estimated Costs left to Complete Project column is for costs that may extend beyond the four years of a STIP. This column is not fiscally constrained and is for information purposes.

SPONSOR	CONTRACT # / LEAD DES	STIP NAME	ROUTE	WORK TYPE	LOCATION	DISTRICT	MILES	FEDERAL CATEGORY	Total Cost of Project*	PROGRAM	PHASE	FEDERAL	MATCH	2022	2023	2024	2025	2026
Indiana Department of Transportation	2002955	Init.	VA VARI	ITS Program Contracted Services	Statewide O&M fee for CARS (Condition Acquisition & Reporting System) for FY 26	Multiple Districts	0	STBG	$500,000.00	Statewide Construction	CN	$0.00	$0.00					$0.00
Performance Measure Impacted: Congestion Mitigation and Air Quality (CMAQ)																		
Indiana Department of Transportation	2002956	Init.	VA VARI	ITS Program Contracted Services	Statewide INRIX Traffic Data for FY 26	Multiple Districts	0	NHPP	$500,000.00	Statewide Consulting	PE	$450,000.00	$50,000.00					$500,000.00
										Statewide Construction	CN	$0.00	$0.00					$0.00
Performance Measure Impacted: Congestion Mitigation and Air Quality (CMAQ)																		
Indiana Department of Transportation	2003100	Init.	MS MIS	Other Type Project (Miscellaneous)	Environmental Services Red Flag Investigations Review Support	Multiple Districts	0	NHPP	$125,000.00	Statewide Consulting	PE	$100,000.00	$25,000.00	$125,000.00				
Performance Measure Impacted: Safety																		
MPO - Louisville	2100002	Init.	MS MIS	Other Type Project (Miscellaneous)	KIPDA UPWP PL for FY 2022	Seymour	0	STBG	$838,049.00	MPO Unified Planning Work Programs	PE	$343,439.00	$0.00	$343,439.00				
										Louisville MPO	PE	$327,000.00	$0.00	$327,000.00				
										Local Funds	PE	$0.00	$167,610.00	$167,610.00				
Performance Measure Impacted: Safety																		
Indiana Department of Transportation	2100113	Init.	MS 3031	Other Type Project (Miscellaneous)	Planning-Environment Linkage (PEL) Studies for Select Corridors Along US 30 & US 31	Fort Wayne	0	NHPP	$3,000,000.00	Statewide Consulting	PE	$2,400,000.00	$600,000.00	$3,000,000.00				
Performance Measure Impacted: Safety																		
Indiana Department of Transportation	2100287	Init.	VA VARI	Safety Revisions	Statewide Highway/Rail Grade Crossing Safety Action Plan	Multiple Districts	0	STBG	$100,000.00	Statewide Consulting	PE	$80,000.00	$20,000.00	$100,000.00				
Performance Measure Impacted: Safety																		
Indiana Department of Transportation	2101043	Init.	MS MIS	Other Type Project (Miscellaneous)	Hydraulic analysis in multiple locations	Multiple Districts	0	STBG	$3,000,000.00	Statewide Consulting	PE	$2,360,000.00	$590,000.00	$1,450,000.00		$1,500,000.00		
Performance Measure Impacted: Safety																		
Indiana Department of Transportation	2101044	Init.	MS MIS	Other Type Project (Miscellaneous)	Multiple locations	Multiple Districts	0	STBG	$3,000,000.00	Statewide Consulting	PE	$2,360,000.00	$590,000.00	$1,450,000.00		$1,500,000.00		
Performance Measure Impacted: Safety																		
Indiana Department of Transportation	2101053	Init.	VA 1019	Other Type Project (Miscellaneous)	FY22 Training	Multiple Districts	0	STBG	$15,000.00	Statewide Consulting	PE	$12,000.00	$3,000.00	$15,000.00				
Performance Measure Impacted: Safety																		
Indiana Department of Transportation	2101061	Init.	VA VARI	Raised Pavement Markings, Refurbished	Various RPM Locations Throughout the LaPorte District	LaPorte	0	STBG	$915,468.00	Safety Construction	CN	$732,374.40	$183,093.60					$915,468.00
Performance Measure Impacted: Safety																		
Indiana Department of Transportation	2101107	Init.	MS MIS	Other Type Project (Miscellaneous)	On Call - Real Estate Services performed by WSP	LaPorte	0	STBG	$270,647.91	Statewide Consulting	PE	$216,518.32	$54,129.58	$270,647.91				
Performance Measure Impacted: Safety																		

*Estimated Costs left to Complete Project column is for costs that may extend beyond the four years of a STIP. This column is not fiscally constrained and is for information purposes.

SPONSOR	CONTRACT # / LEAD DES	STIP NAME	ROUTE	WORK TYPE	LOCATION	DISTRICT	MILES	FEDERAL CATEGORY	Total Cost of Project*	PROGRAM	PHASE	FEDERAL	MATCH	2022	2023	2024	2025	2026
Indiana Department of Transportation	2101109	Init.	VA 1019	Other Type Project (Miscellaneous)	FY 2022 Tier 1 Tracking DES - Vincennes District	Vincennes	0	STBG	$771,517.37	Road Construction	CN	$602,068.29	$150,517.07	$752,585.37				
Performance Measure Impacted: Safety																		
Indiana Department of Transportation	2101120	Init.	VA VARI	ITS Operations And Maintenance Contracts	Statewide Cell Service for Communications for Signals and ITS Devices for FY 25	Multiple Districts	0	STBG	$1,250,000.00	Statewide Consulting	PE	$1,000,000.00	$250,000.00				$1,250,000.00	
										Statewide Construction	CN	$0.00	$0.00				$0.00	
Performance Measure Impacted: Congestion Mitigation and Air Quality (CMAQ)																		
Indiana Department of Transportation	2101121	Init.	VA VARI	ITS Program Equipment	Statewide ITS Field Device Cell Hardware (Modem) Upgrades for FY 25	Multiple Districts	0	STBG	$350,000.00	Statewide Construction	CN	$280,000.00	$70,000.00				$350,000.00	
Performance Measure Impacted: Congestion Mitigation and Air Quality (CMAQ)																		
Indiana Department of Transportation	2101179	Init.	MS MIS	Utility Relocation	On-call utility coordination services by Beam Longest and Neff, LLC	Multiple Districts	0	STBG	$214,400.00	Statewide Consulting	PE	$211,520.00	$52,880.00	$164,400.00	$100,000.00			
Performance Measure Impacted: Safety																		
Indiana Department of Transportation	2101180	Init.	MS MIS	Utility Relocation	On-call utility coordination services by USI Consultants, Inc.	Multiple Districts	0	STBG	$238,200.00	Statewide Consulting	PE	$190,560.00	$47,640.00	$138,200.00	$100,000.00			
Performance Measure Impacted: Safety																		
Indiana Department of Transportation	2101181	Init.	MS MIS	Utility Relocation	On-call utility coordination services by WSP USA, Inc.	Multiple Districts	0	STBG	$272,000.00	Statewide Consulting	PE	$217,600.00	$54,400.00	$172,000.00	$100,000.00			
Performance Measure Impacted: Safety																		
Indiana Department of Transportation	2101182	Init.	MS MIS	Utility Relocation	On-call Subsurface Utility Engineering Services by CrossRoad Engineers, PC	Multiple Districts	0	STBG	$511,914.98	Statewide Consulting	PE	$472,996.05	$118,249.01	$241,245.07	$350,000.00			
Performance Measure Impacted: Safety																		
Indiana Department of Transportation	2101183	Init.	MS MIS	Utility Relocation	On-call Subsurface Utility Engineering Services by InfraMap Corp.	Multiple Districts	0	STBG	$496,100.38	Statewide Consulting	PE	$555,656.00	$138,914.00	$344,570.00	$350,000.00			
Performance Measure Impacted: Safety																		
Indiana Department of Transportation	2101184	Init.	MS MIS	Utility Relocation	On-call Subsurface Utility Engineering Services by T2 UES, Inc.	Multiple Districts	0	STBG	$350,000.00	Statewide Consulting	PE	$482,651.08	$120,662.77	$253,313.85	$350,000.00			
Performance Measure Impacted: Safety																		
Indiana Department of Transportation	2101222	Init.	VA 1027	Other Type Project (Miscellaneous)	Various Locations - Legal Ads payable FY 2022	Multiple Districts	0	STBG	$15,000.00	District Other ROW	RW	$12,000.00	$3,000.00	$15,000.00				
Performance Measure Impacted: Safety																		
Indiana Department of Transportation	40250 / 1700610	Init.	MS MISC	HMA Overlay, Preventive Maintenance	Consultant Services for Testing Hot Mix Asphalt Northern Region	Multiple Districts	0	Multiple	$4,656,700.00	Statewide Consulting	PE	$512,480.00	$128,120.00	$640,600.00				
Performance Measure Impacted: Pavement Condition																		
Comments:Include DES 1700610																		
Indiana Department of Transportation	40251 / 1700611	Init.	MS MISC	HMA Overlay, Preventive Maintenance	Consultant Services for Testing Hot Mix Asphalt Southern Region	Multiple Districts	0	STBG	$4,758,700.00	Statewide Consulting	PE	$514,160.00	$128,540.00	$642,700.00				
Performance Measure Impacted: Pavement Condition																		

*Estimated Costs left to Complete Project column is for costs that may extend beyond the four years of a STIP. This column is not fiscally constrained and is for information purposes.

SPONSOR	CONTRACT # / LEAD DES	STIP NAME	ROUTE	WORK TYPE	LOCATION	DISTRICT	MILES	FEDERAL CATEGORY	Total Cost of Project*	PROGRAM	PHASE	FEDERAL	MATCH	2022	2023	2024	2025	2026
Comments:Include DES 1700611																		
Indiana Department of Transportation	40403 / 1701598	Init.	VA VARI	Traffic Signals Modernization	Signals on Various Routes Within the County of Cass	LaPorte	0	NHPP	$1,778,355.50	Safety Construction	CN	$1,256,177.60	$314,044.40	$1,570,222.00				
										Safety ROW	RW	$12,000.00	$3,000.00	$15,000.00				
Performance Measure Impacted: Safety																		
Comments:Include DES 1701598																		
Indiana Department of Transportation	41269 / 1801411	Init.	VA VARI	Tower Lighting	Lighting at I69 and US41 Interchange, Phase 1	Vincennes	0	STBG	$1,791,061.00	Safety Consulting	PE	$138,571.20	$34,642.80	$173,214.00				
Performance Measure Impacted: Congestion Mitigation and Air Quality (CMAQ)																		
Comments:Include DES 1801411																		
Indiana Department of Transportation	41284 / 1801345	Init.	VA VARI	ITS Devices Maintenance Contracts	Fort Wayne District ITS & Signal Maintenance Contract - FY 21 & 22	Multiple Districts	0	STBG	$875,450.00	Statewide Construction	CN	$325,964.80	$81,491.20	$407,456.00				
Performance Measure Impacted: Congestion Mitigation and Air Quality (CMAQ)																		
Comments:Include DES 1900426, 1801345																		
Indiana Department of Transportation	41288 / 1800947	Init.	VA VARI	ITS Traffic Management Systems	Fort Wayne District Signal Controller/Communications Upgrade in FY 22	Fort Wayne	0	STBG	$2,268,986.00	Statewide Construction	CN	$1,687,476.80	$421,869.20	$2,109,346.00				
Performance Measure Impacted: Congestion Mitigation and Air Quality (CMAQ)																		
Comments:Include DES 1900412, 1800947																		
Indiana Department of Transportation	41645 / 1801810	Init.	MS MISC	Utility Relocation	On-call Subsurface Utility Engineering services for CrossRoad Engineers, PC.	Multiple Districts	0	STBG	$5,481.43	Statewide Consulting	PE	$40,268.57	$10,067.14	$50,335.72				
Performance Measure Impacted: Safety																		
Comments:Include DES 1801810																		
Indiana Department of Transportation	41756 / 1800908	Init.	VA VARI	ITS Devices Maintenance Contracts	Greenfield District ITS & Signal Maintenance Contract - FY 22	Multiple Districts	0	STBG	$204,846.00	Statewide Construction	CN	$328,089.60	$82,022.40	$410,112.00				
Performance Measure Impacted: Congestion Mitigation and Air Quality (CMAQ)																		
Indiana Department of Transportation	41758 / 1801349	Init.	VA VARI	ITS Devices Maintenance Contracts	Seymour District ITS & Signal Maintenance Contract - FY 22	Multiple Districts	0	STBG	$204,056.00	Statewide Construction	CN	$163,244.80	$40,811.20	$204,056.00				
Performance Measure Impacted: Congestion Mitigation and Air Quality (CMAQ)																		
Comments:Include DES 1900431, 1801349																		
Indiana Department of Transportation	41760 / 1800909	Init.	VA VARI	ITS Devices Maintenance Contracts	Greenfield District ITS & Signal Maintenance Contract - FY 23	Multiple Districts	0	STBG	$418,883.00	Statewide Construction	CN	$335,106.40	$83,776.60		$418,883.00			
Performance Measure Impacted: Congestion Mitigation and Air Quality (CMAQ)																		
Comments:Include DES 1900435, 1800909																		
Indiana Department of Transportation	41761 / 1800948	Init.	VA VARI	ITS Traffic Management Systems	LaPorte District Signal Controller/Communications Upgrade in FY 23	LaPorte	0	STBG	$1,969,691.00	Statewide Construction	CN	$1,425,652.80	$356,413.20		$1,782,066.00			
Performance Measure Impacted: Congestion Mitigation and Air Quality (CMAQ)																		
Comments:Include DES 1900413, 1800948																		

*Estimated Costs left to Complete Project column is for costs that may extend beyond the four years of a STIP. This column is not fiscally constrained and is for information purposes.

SPONSOR	CONTRACT # / LEAD DES	STIP NAME	ROUTE	WORK TYPE	LOCATION	DISTRICT	MILES	FEDERAL CATEGORY	Total Cost of Project*	PROGRAM	PHASE	FEDERAL	MATCH	2022	2023	2024	2025	2026
Indiana Department of Transportation	41762 / 1801355	Init.	VA VARI	ITS Devices Maintenance Contracts	Fort Wayne District ITS & Signal Maintenance Contract - FY 23	Multiple Districts	0	STBG	$414,740.00	Statewide Construction	CN	$331,792.00	$82,948.00		$414,740.00			
Performance Measure Impacted: Congestion Mitigation and Air Quality (CMAQ)																		
Comments:Include DES 1900437, 1801355																		
Indiana Department of Transportation	41763 / 1801356	Init.	VA VARI	ITS Devices Maintenance Contracts	Seymour District ITS & Signal Maintenance Contract - FY 23	Multiple Districts	0	STBG	$208,654.00	Statewide Construction	CN	$166,923.20	$41,730.80		$208,654.00			
Performance Measure Impacted: Congestion Mitigation and Air Quality (CMAQ)																		
Comments:Include DES 1900438, 1801356																		
Indiana Department of Transportation	41764 / 1800910	Init.	VA VARI	ITS Devices Maintenance Contracts	Greenfield District ITS & Signal Maintenance Contract - FY 24	Multiple Districts	0	STBG	$423,168.00	Statewide Construction	CN	$338,534.40	$84,633.60			$423,168.00		
Performance Measure Impacted: Congestion Mitigation and Air Quality (CMAQ)																		
Comments:Include DES 1900441, 1800910																		
Indiana Department of Transportation	41765 / 1800949	Init.	VA VARI	ITS Traffic Management Systems	Vincennes District Signal Controller/Communications Upgrade in FY 24	Vincennes	0	STBG	$1,586,364.00	Statewide Consulting	PE	$108,000.00	$27,000.00		$135,000.00			
										Statewide Construction	CN	$1,161,091.20	$290,272.80			$1,451,364.00		
Performance Measure Impacted: Congestion Mitigation and Air Quality (CMAQ)																		
Comments:Include DES 1900414, 1800949																		
Indiana Department of Transportation	41766 / 1801357	Init.	VA VARI	ITS Devices Maintenance Contracts	Fort Wayne District ITS & Signal Maintenance Contract - FY 24	Multiple Districts	0	STBG	$423,168.00	Statewide Construction	CN	$338,534.40	$84,633.60			$423,168.00		
Performance Measure Impacted: Congestion Mitigation and Air Quality (CMAQ)																		
Comments:Include DES 1900442, 1801357																		
Indiana Department of Transportation	41767 / 1801358	Init.	VA VARI	ITS Devices Maintenance Contracts	Seymour District ITS & Signal Maintenance Contract - FY 24	Multiple Districts	0	STBG	$212,654.00	Statewide Construction	CN	$170,123.20	$42,530.80			$212,654.00		
Performance Measure Impacted: Congestion Mitigation and Air Quality (CMAQ)																		
Comments:Include DES 1900443, 1801358																		
Indiana Department of Transportation	41800 / 1802055	Init.	VA 1019	Signing Installation / Repair	Stop Visibility Various Stop Controlled Intersections in the Greenfield	Greenfield	0	STBG	$432,396.00	Safety Construction	CN	$108,800.00	$27,200.00	$136,000.00				
Performance Measure Impacted: Safety																		
Comments:Include DES 1802055																		
Indiana Department of Transportation	41883 / 1802062	Init.	VA 1019	Install Lighting	Intersection Lighting I-70 at SR 227, I-74 at London Rd, US 31 at SR 38, and I-65 at	Greenfield	0	STBG	$500,665.76	Safety Construction	CN	$316,460.60	$79,115.15	$395,575.76				
Performance Measure Impacted: Safety																		
Comments:Include DES 1802062																		
Indiana Department of Transportation	41890 / 1802070	Init.	VA 1019	Traffic Signals Modernization	Signal Modernization Various Locations with Signals in the Greenfield District	Greenfield	0	STBG	$1,075,000.00	Safety Construction	CN	$860,000.00	$215,000.00	$1,075,000.00				
Performance Measure Impacted: Safety																		
Comments:Include DES 1802070																		

*Estimated Costs left to Complete Project column is for costs that may extend beyond the four years of a STIP. This column is not fiscally constrained and is for information purposes.

SPONSOR	CONTRACT # / LEAD DES	STIP NAME	ROUTE	WORK TYPE	LOCATION	DISTRICT	MILES	FEDERAL CATEGORY	Total Cost of Project*	PROGRAM	PHASE	FEDERAL	MATCH	2022	2023	2024	2025	2026
Indiana Department of Transportation	41891 / 1802071	Init.	VA 1019	Traffic Signals Modernization	Signal Modernization Various Locations with Signals in the Greenfield District	Greenfield	0	STBG	$3,532,663.50	Safety Construction	CN	$1,236,000.00	$309,000.00	$1,545,000.00				
										Safety ROW	RW	$8,000.00	$2,000.00	$10,000.00				
Performance Measure Impacted: Safety																		
Comments:Include DES 1802071																		
Indiana Department of Transportation	41944 / 1900499	Init.	VA VARI	Slide Correction	Soil Nail Contract for various locations in Seymour District.	Seymour	0	STBG	$14,691,249.33	Road Construction	CN	$2,400,000.00	$600,000.00	$3,000,000.00				
Performance Measure Impacted: Safety																		
Comments:Include DES 1900499																		
Indiana Department of Transportation	42464 / 1902031	Init.	VA VARI	Curve Sign and Marking Visibility Improvements	Various Locations in the Vincennes District	Vincennes	0	STBG	$1,337,000.00	Safety Construction	CN	$1,069,600.00	$267,400.00		$1,337,000.00			
Performance Measure Impacted: Congestion Mitigation and Air Quality (CMAQ)																		
Comments:Include DES 1902031																		
Indiana Department of Transportation	42485 / 1902039	Init.	VA VARI	Guardrail Attenuators, New Or Modernize	FY 2022, Various Locations within the Fort Wayne District	Fort Wayne	0	STBG	$500,000.00	Safety Construction	CN	$400,000.00	$100,000.00	$500,000.00				
Performance Measure Impacted: Safety																		
Indiana Department of Transportation	42487 / 1902041	Init.	VA VARI	Other Intersection Improvement	FY 22, Various Slotted Left Locations within the Fort Wayne District	Fort Wayne	0	STBG	$754,321.00	Safety Construction	CN	$400,000.00	$100,000.00	$500,000.00				
Performance Measure Impacted: Safety																		
Comments:Include DES 1902041																		
Indiana Department of Transportation	42488 / 1902037	Init.	VA VARI	Traffic Signal Visibility Improvements	FY 2022, Various Locations within the Fort Wayne District	Fort Wayne	0	STBG	$496,771.00	Safety Construction	CN	$800,000.00	$200,000.00	$1,000,000.00				
Performance Measure Impacted: Safety																		
Comments:Include DES 1902037																		
Indiana Department of Transportation	42489 / 1902038	Init.	VA VARI	Traffic Signals Modernization	Uninterruptible Power Supplies (UPS) at Various Locations within the Fort Wayne District.	Fort Wayne	0	STBG	$273,474.00	Safety Construction	CN	$200,000.00	$50,000.00	$250,000.00				
Performance Measure Impacted: Safety																		
Comments:Include DES 1902038																		
Indiana Department of Transportation	42490 / 1902040	Init.	VA VARI	Traffic Signals Modernization	Various Locations within the Fort Wayne District.	Fort Wayne	0	STBG	$1,519,140.00	Safety Construction	CN	$1,380,000.00	$345,000.00	$1,725,000.00				
Performance Measure Impacted: Safety																		
Comments:Include DES 1902040																		
Indiana Department of Transportation	42512 / 1901967	Init.	VA VARI	Guardrail Attenuators, New Or Modernize	Guardrail End Treatments in Dearborn County on US 50	Seymour	0	STBG	$471,742.00	Safety Construction	CN	$377,393.60	$94,348.40	$471,742.00				
Performance Measure Impacted: Safety																		
Comments:Include DES 1901967																		
Indiana Department of Transportation	42513 / 1901968	Init.	VA VARI	Install New Cable Rail Barriers	Install new cable rail barriers on I-74 and SR 265.	Seymour	0	STBG	$3,624,434.50	Safety Construction	CN	$80,000.00	$20,000.00	$100,000.00				

*Estimated Costs left to Complete Project column is for costs that may extend beyond the four years of a STIP. This column is not fiscally constrained and is for information purposes.

SPONSOR	CONTRACT # / LEAD DES	STIP NAME	ROUTE	WORK TYPE	LOCATION	DISTRICT	MILES	FEDERAL CATEGORY	Total Cost of Project*	PROGRAM	PHASE	FEDERAL	MATCH	2022	2023	2024	2025	2026
Performance Measure Impacted: Safety																		
Comments:Include DES 1901968																		
Indiana Department of Transportation	42516 / 1901971	Init.	VA VARI	Lighting	I-65 and SR 252 in Shelby County and I-65 and SR 250 in Jackson County.	Seymour	0	STBG	$440,000.00	Safety Construction	CN	$600,000.00	$150,000.00	$750,000.00				
Performance Measure Impacted: Safety																		
Comments:Include DES 1901971																		
Indiana Department of Transportation	42518 / 1902018	Init.	VA VARI	Raised Pavement Markings, Refurbished	Various interstate locations in the Seymour District.	Seymour	0	STBG	$450,000.00	Safety Construction	CN	$360,000.00	$90,000.00	$450,000.00				
Performance Measure Impacted: Safety																		
Indiana Department of Transportation	42558 / 1902023	Init.	VA VARI	Other Type Project (Miscellaneous)	Access management (raised medians/islands) in Jefferson Co.	Seymour	0	STBG	$461,846.00	Safety Construction	CN	$225,624.80	$56,406.20		$282,031.00			
Performance Measure Impacted: Safety																		
Comments:Include DES 1902023																		
Indiana Department of Transportation	42559 / 1902025	Init.	VA VARI	Traffic Signals Modernization	Various intersections in Jefferson County	Seymour	0	STBG	$1,000,000.00	Safety Construction	CN	$800,000.00	$200,000.00		$1,000,000.00			
Performance Measure Impacted: Safety																		
Comments:Include DES 1902025																		
Indiana Department of Transportation	42606 / 1701466	Init.	VA VARI	Raised Pavement Markings, Refurbished	Various Locations within the Vincennes District - FY 2022 RPM's	Vincennes	0	STBG	$225,000.00	Safety Construction	CN	$180,000.00	$45,000.00	$225,000.00				
Performance Measure Impacted: Safety																		
Comments:Include DES 1701466																		
Indiana Department of Transportation	42607 / 1902185	Init.	VA VARI	Raised Pavement Markings, Refurbished	Various RPM Locations within the Vincennes District	Vincennes	0	STBG	$225,000.00	Safety Construction	CN	$180,000.00	$45,000.00		$225,000.00			
Performance Measure Impacted: Safety																		
Comments:Include DES 1902185																		
Indiana Department of Transportation	42615 / 1902152	Init.	VA VARI	Small Structures & Drains Construction	Various locations (2) on SR 56 in Scott and Washington Counties	Seymour	0	STBG	$3,070,957.67	Bridge Construction	CN	$263,368.80	$65,842.20		$329,211.00			
										Bridge ROW	RW	$8,000.00	$2,000.00	$10,000.00				
Performance Measure Impacted: Safety																		
Comments:Include DES 1902152																		
Indiana Department of Transportation	42618 / 1902664	Init.	VA VARI	ADA Sidewalk Ramp Construction	ADA Curb ramps along SR17 in Burr Oak, SR29 in Deer Creek, SR25 in Talma & SR18 in Young	LaPorte	0	Safety		Safety Consulting	PE	$14,000.00	$3,500.00		$17,500.00			
										Safety Construction	CN	$219,278.40	$54,819.60		$274,098.00			
Performance Measure Impacted: Safety																		
Indiana Department of Transportation	42646 / 1902632	Init.	VA VARI	Repair Or Replace Lighting	Various Routes Throughout the LaPorte District	LaPorte	0	STBG	$2,233,864.00	Safety Construction	CN	$2,887,189.60	$721,797.40	$3,608,987.00				

*Estimated Costs left to Complete Project column is for costs that may extend beyond the four years of a STIP. This column is not fiscally constrained and is for information purposes.

SPONSOR	CONTRACT # / LEAD DES	STIP NAME	ROUTE	WORK TYPE	LOCATION	DISTRICT	MILES	FEDERAL CATEGORY	Total Cost of Project*	PROGRAM	PHASE	FEDERAL	MATCH	2022	2023	2024	2025	2026
Indiana Department of Transportation	42646 / 1902632	Init.	VA VARI	Repair Or Replace Lighting	Various Routes Throughout the LaPorte District	LaPorte	0	STBG	$2,233,864.00	Safety Consulting	PE	$230,400.00	$57,600.00	$288,000.00				
Performance Measure Impacted: Safety																		
Comments:Include DES 1902632																		
Indiana Department of Transportation	42653 / 1902845	Init.	VA 1028	Install Lighting	Various locations along I-64	Vincennes	0	STBG	$6,353,758.50	Safety Consulting	PE	$422,222.00	$105,555.50	$527,777.50				
										Safety Construction	CN	$4,660,784.80	$1,165,196.20		$5,825,981.00			
Performance Measure Impacted: Safety																		
Comments:Include DES 1902848, 2002551, 1902845																		
Indiana Department of Transportation	42669 / 1902889	Init.	VA VARI	District Wide Bridge Maintenance	FY22 IDIQ, Various Locations Throughout the Fort Wayne District.	Fort Wayne	0	STBG	$1,000,000.00	Bridge Construction	CN	$800,000.00	$200,000.00	$1,000,000.00				
Performance Measure Impacted: Bridge Condition																		
Comments:Include DES 1902889																		
Indiana Department of Transportation	42672 / 1902890	Init.	VA VARI	District Wide Bridge Maintenance	IDIQ, various locations throughout the Seymour District	Seymour	0	STBG	$1,000,000.00	Bridge Construction	CN	$800,000.00	$200,000.00	$1,000,000.00				
Performance Measure Impacted: Bridge Condition																		
Comments:Include DES 1902890																		
Indiana Department of Transportation	42677 / 2000016	Init.	VA VARI	District Wide Bridge Maintenance	IDIQ Various Locations Throughout the LaPorte District	LaPorte	0	STBG	$1,000,001.00	Bridge Construction	CN	$800,000.00	$200,000.00	$1,000,000.00				
Performance Measure Impacted: Bridge Condition																		
Comments:Include DES 2101303, 2000016																		
Indiana Department of Transportation	42684 / 1902020	Init.	VA VARI	Traffic Signal Visibility Improvements	Signal visibility at various intersections in Monroe County in the Seymour District.	Seymour	0	STBG	$600,000.00	Safety Construction	CN	$480,000.00	$120,000.00		$600,000.00			
Performance Measure Impacted: Safety																		
Comments:Include DES 1902020																		
Indiana Department of Transportation	42686 / 2000034	Init.	VA VARI	Patch And Rehab Pavement	IDIQ, Various locations throughout the Vincennes District	Vincennes	0	STBG	$2,000,000.00	Road Construction	CN	$800,000.00	$200,000.00	$1,000,000.00				
Performance Measure Impacted: Pavement Condition																		
Comments:Include DES 2002373, 2002374, 2002375, 2002387, 2002388, 2101189, 2101261, 2101263, 2101285, 2000034																		
Indiana Department of Transportation	42737 / 1902188	Init.	VA VARI	Raised Pavement Markings, Refurbished	Various Locations within the Vincennes District - FY 2024 RPM's	Vincennes	0	STBG	$275,000.00	Safety Construction	CN	$220,000.00	$55,000.00			$275,000.00		
Performance Measure Impacted: Safety																		
Comments:Include DES 1902188																		
Indiana Department of Transportation	42856 / 1902693	Init.	MS MIS	Other Type Project (Miscellaneous)	Advance design work locations 2, 6, 7, 9, 12	Greenfield	0	STBG	$3,574,038.75	Road Consulting	PE	$1,332,899.20	$333,224.80	$1,666,124.00				
Performance Measure Impacted: Safety																		
Comments:Include DES 2001151, 2001152, 2001153, 1902693																		

*Estimated Costs left to Complete Project column is for costs that may extend beyond the four years of a STIP. This column is not fiscally constrained and is for information purposes.

SPONSOR	CONTRACT # / LEAD DES	STIP NAME	ROUTE	WORK TYPE	LOCATION	DISTRICT	MILES	FEDERAL CATEGORY	Total Cost of Project*	PROGRAM	PHASE	FEDERAL	MATCH	2022	2023	2024	2025	2026
Indiana Department of Transportation	42902 / 1902026	Init.	VA VARI	Raised Pavement Markings, Refurbished	RPM's at various locations in Seymour District.	Seymour	0	STBG	$450,000.00	Safety Construction	CN	$360,000.00	$90,000.00		$450,000.00			
Performance Measure Impacted: Safety																		
Comments:Include DES 1902026																		
Indiana Department of Transportation	42906 / 2000516	Init.	VA VARI	Small Structures & Drains Construction	Various locations on SR 62 and SR 350 in the Seymour District.	Seymour	0	STBG	$4,924,000.00	Bridge ROW	RW	$96,000.00	$24,000.00		$120,000.00			
										Bridge Construction	CN	$2,199,200.00	$549,800.00			$2,749,000.00		
										Bridge Consulting	PE	$1,215,720.72	$303,930.18	$1,519,650.91				
Performance Measure Impacted: Safety																		
Comments:Include DES 2000516																		
Indiana Department of Transportation	42966 / 2001517	Init.	VA VARI	ADA Sidewalk Ramp Construction	At various locations in within the Elkhart Sub	Fort Wayne	0	STBG	$964,692.00	Safety Construction	CN	$337,196.80	$84,299.20	$421,496.00				
Performance Measure Impacted: Safety																		
Comments:Include DES 2001517																		
Indiana Department of Transportation	42967 / 2001518	Init.	VA VARI	ADA Sidewalk Ramp Construction	At various locations in within the Fort Wayne Sub.	Fort Wayne	0	STBG	$823,451.00	Safety Construction	CN	$342,760.80	$85,690.20		$428,451.00			
										Safety ROW	RW	$20,000.00	$5,000.00	$25,000.00				
Performance Measure Impacted: Safety																		
Comments:Include DES 2001518																		
Indiana Department of Transportation	42968 / 2001519	Init.	VA VARI	ADA Sidewalk Ramp Construction	At various locations in within the Elkhart, Fort Wayne, & Wabash Subs.	Fort Wayne	0	STBG	$682,033.00	Safety Construction	CN	$365,626.40	$91,406.60			$457,033.00		
										Safety ROW	RW	$20,000.00	$5,000.00		$25,000.00			
Performance Measure Impacted: Safety																		
Comments:Include DES 2001519																		
Indiana Department of Transportation	42969 / 2001520	Init.	VA VARI	ADA Sidewalk Ramp Construction	At various locations in within the Bluffton & Wabash Subs.	Fort Wayne	0	STBG	$690,256.00	Safety ROW	RW	$20,000.00	$5,000.00			$25,000.00		
										Safety Consulting	PE	$120,000.00	$30,000.00	$150,000.00				
										Safety Construction	CN	$372,204.80	$93,051.20				$465,256.00	
Performance Measure Impacted: Safety																		
Comments:Include DES 2001520																		
Indiana Department of Transportation	43086 / 1901706	Init.	VA VARI	Traffic Signal Visibility Improvements	Seymour District Traffic Signal Visibility locations on SR 62, US 50, US 421, SR 56, and SR 135	Seymour	0	STBG	$500,000.00	Safety Construction	CN	$400,000.00	$100,000.00			$500,000.00		
Performance Measure Impacted: Safety																		

*Estimated Costs left to Complete Project column is for costs that may extend beyond the four years of a STIP. This column is not fiscally constrained and is for information purposes.

SPONSOR	CONTRACT # / LEAD DES	STIP NAME	ROUTE	WORK TYPE	LOCATION	DISTRICT	MILES	FEDERAL CATEGORY	Total Cost of Project*	PROGRAM	PHASE	FEDERAL	MATCH	2022	2023	2024	2025	2026
Comments:Include DES 1901706																		
Indiana Department of Transportation	43118 / 2001643	Init.	VA 1019	Pavement Patching	FY22 IDIQ, Various locations throughout the Crawfordsville District.	Crawfordsville	0	STBG	$2,000,000.00	Road Construction	CN	$1,600,000.00	$400,000.00	$1,000,000.00	$1,000,000.00			
Performance Measure Impacted: Pavement Condition																		
Comments:Include DES 2001643																		
Indiana Department of Transportation	43121 / 2001644	Init.	VA 1019	District Wide Bridge Maintenance	IDIQ, various locations throughout the Crawfordsville District	Crawfordsville	0	STBG	$1,000,000.00	Bridge Construction	CN	$800,000.00	$200,000.00	$1,000,000.00				
Performance Measure Impacted: Bridge Condition																		
Comments:Include DES 2001644																		
Indiana Department of Transportation	43124 / 1901701	Init.	VA VARI	Guardrail Attenuators, New Or Modernize	Various locations on US 31 and US 421 in the Seymour District	Seymour	0	STBG	$1,112,895.00	Safety Construction	CN	$1,172,000.00	$293,000.00			$1,465,000.00		
Performance Measure Impacted: Safety																		
Comments:Include DES 1901701																		
Indiana Department of Transportation	43133 / 1901714	Init.	VA VARI	Traffic Signals, New Or Modernized	SR 67 & Centerton Road (Martinsville); SR 11 and CR 200S (Columbus).	Seymour	0	STBG	$60,000.00	Safety Construction	CN	$48,000.00	$12,000.00		$10,000.00	$50,000.00		
Performance Measure Impacted: Safety																		
Comments:Include DES 1901714																		
Indiana Department of Transportation	43135 / 2001733	Init.	VA VARI	Traffic Signals Modernization	Various Signal Locations Within the Fort Wayne District.	Fort Wayne	0	STBG	$2,218,988.00	Safety Consulting	PE	$280,000.00	$70,000.00	$350,000.00				
										Safety Construction	CN	$1,487,190.40	$371,797.60				$1,858,988.00	
Performance Measure Impacted: Safety																		
Comments:Include DES 2001733																		
Indiana Department of Transportation	43136 / 2001734	Init.	VA VARI	Raised Pavement Markings, Refurbished	Various RPM Locations Within the Fort Wayne District.	Fort Wayne	0	STBG	$335,578.00	Safety Construction	CN	$268,462.40	$67,115.60				$335,578.00	
Performance Measure Impacted: Safety																		
Comments:Include DES 2001734																		
Indiana Department of Transportation	43137 / 2001737	Init.	VA VARI	Other Type Project (Miscellaneous)	Various Locations Within the Fort Wayne District - High Friction Surface Treatment	Fort Wayne	0	STBG	$1,193,949.00	Safety Construction	CN	$875,159.20	$218,789.80				$1,093,949.00	
Performance Measure Impacted: Safety																		
Comments:Include DES 2001737																		
Indiana Department of Transportation	43138 / 2001741	Init.	VA VARI	Other Intersection Improvement	FY 25, Various Slotted Left Locations within the Fort Wayne District.	Fort Wayne	0	STBG	$1,533,397.00	Safety Construction	CN	$1,038,717.60	$259,679.40				$1,298,397.00	
										Safety Consulting	PE	$188,000.00	$47,000.00	$235,000.00				
Performance Measure Impacted: Safety																		
Comments:Include DES 2001741																		
Indiana Department of Transportation	43171 / 2001839	Init.	VA VARI	Lighting Installation / Maintenance	Lighting at I69 and US41 Interchange, Phase 2	Vincennes	0	STBG	$1,650,000.00	Safety Construction	CN	$1,320,000.00	$330,000.00		$1,650,000.00			

*Estimated Costs left to Complete Project column is for costs that may extend beyond the four years of a STIP. This column is not fiscally constrained and is for information purposes.

SPONSOR	CONTRACT # / LEAD DES	STIP NAME	ROUTE	WORK TYPE	LOCATION	DISTRICT	MILES	FEDERAL CATEGORY	Total Cost of Project*	PROGRAM	PHASE	FEDERAL	MATCH	2022	2023	2024	2025	2026
Performance Measure Impacted: Safety																		
Comments:Include DES 2001839																		
Indiana Department of Transportation	43188 / 1902897	Init.	VA VARI	Guardrail Attenuators, New Or Modernize	FY 2023, Various Locations within the Fort Wayne District.	Fort Wayne	0	STBG	$1,261,700.00	Safety Construction	CN	$800,000.00	$200,000.00		$1,000,000.00			
Performance Measure Impacted: Safety																		
Comments:Include DES 1902897																		
Indiana Department of Transportation	43189 / 2001537	Init.	VA VARI	Traffic Signals Modernization	Uninterruptible Power Supplies (UPS) at Various Signal Locations within the Fort	Fort Wayne	0	STBG	$641,828.00	Safety Construction	CN	$423,844.00	$105,961.00		$529,805.00			
Performance Measure Impacted: Safety																		
Comments:Include DES 2001537																		
Indiana Department of Transportation	43191 / 2001536	Init.	VA VARI	Raised Pavement Markings, Refurbished	Various RPM Locations Within the Fort Wayne District.	Fort Wayne	0	STBG	$328,382.00	Safety Construction	CN	$262,705.60	$65,676.40		$328,382.00			
Performance Measure Impacted: Safety																		
Comments:Include DES 2001536																		
Indiana Department of Transportation	43192 / 2001533	Init.	VA VARI	Other Type Project (Miscellaneous)	Various Locations Within the Fort Wayne District - High Friction Surface Treatment	Fort Wayne	0	STBG	$637,055.00	Safety Construction	CN	$429,644.00	$107,411.00		$537,055.00			
Performance Measure Impacted: Safety																		
Comments:Include DES 2001533																		
Indiana Department of Transportation	43193 / 2001534	Init.	VA VARI	Other Intersection Improvement	FY 23, Various Slotted Left Locations within the Fort Wayne District.	Fort Wayne	0	STBG	$1,330,345.00	Safety Construction	CN	$866,916.00	$216,729.00		$1,083,645.00			
Performance Measure Impacted: Safety																		
Comments:Include DES 2001534																		
Indiana Department of Transportation	43195 / 2001717	Init.	VA VARI	Traffic Signals Modernization	Various Signal and Flasher Locations within the Fort Wayne District.	Fort Wayne	0	STBG	$2,387,748.00	Safety Construction	CN	$1,510,198.40	$377,549.60		$1,887,748.00			
Performance Measure Impacted: Safety																		
Comments:Include DES 2001717																		
Indiana Department of Transportation	43203 / 2002342	Init.	VA VARI	Drainage Ditch Correction	Various Locations (US 231, US 41, US 50) throughout the Vincennes District	Vincennes	0	STBG	$1,639,681.00	Road Construction	CN	$969,744.80	$242,436.20				$1,212,181.00	
Performance Measure Impacted: Safety																		
Comments:Include DES 2002342																		
Indiana Department of Transportation	43204 / 2002343	Init.	VA VARI	Drainage Ditch Correction	Various Locations (SR 62, SR 66, US 41) throughout the Vincennes District	Vincennes	0	STBG	$1,607,851.00	Road Construction	CN	$907,640.80	$226,910.20			$1,134,551.00		
Performance Measure Impacted: Safety																		
Comments:Include DES 2002343																		
Indiana Department of Transportation	43377 / 2002396	Init.	VA 1019	Centerline & Edge Line Rumble Stripes Installation	Various locations within the Crawfordsville District	Crawfordsville	0	Safety	$204,752.00	Safety Consulting	PE	$9,000.00	$1,000.00	$10,000.00				
										Safety Construction	CN	$184,276.80	$20,475.20	$204,752.00				
Performance Measure Impacted: Safety																		

*Estimated Costs left to Complete Project column is for costs that may extend beyond the four years of a STIP. This column is not fiscally constrained and is for information purposes.

SPONSOR	CONTRACT # / LEAD DES	STIP NAME	ROUTE	WORK TYPE	LOCATION	DISTRICT	MILES	FEDERAL CATEGORY	Total Cost of Project*	PROGRAM	PHASE	FEDERAL	MATCH	2022	2023	2024	2025	2026
Comments:Include DES 2002396																		
Indiana Department of Transportation	43395 / 2002493	Init.	VA 1019	ITS Program Equipment	Various Locations, Interstate interchanges in the Crawfordsville District	Crawfordsville	0	STBG	$2,031,558.00	Safety Construction	CN	$1,828,402.20	$203,155.80	$2,031,558.00				
Performance Measure Impacted: Congestion Mitigation and Air Quality (CMAQ)																		
Comments:Include DES 2002493																		
Indiana Department of Transportation	43457 / 2002517	Init.	VA VARI	ITS Program Equipment	Various locations on the interstate on I-65, I-64, and I-74 .	Seymour	0	NHPP	$1,290,000.00	Safety Construction	CN	$1,161,000.00	$129,000.00	$1,290,000.00				
Performance Measure Impacted: Congestion Mitigation and Air Quality (CMAQ)																		
Indiana Department of Transportation	43461 / 1902012	Init.	VA VARI	Guardrail Attenuators, New Or Modernize	Various Locations Throughout the Fort Wayne District.	Fort Wayne	0	STBG	$2,370,823.00	Safety Construction	CN	$870,707.20	$217,676.80			$1,088,384.00		
										Safety ROW	RW	$200,000.00	$50,000.00		$250,000.00			
Performance Measure Impacted: Safety																		
Comments:Include DES 1902012																		
Indiana Department of Transportation	43474 / 1902015	Init.	VA VARI	Traffic Signals Modernization	Various Signal Locations Throughout the Fort Wayne District.	Fort Wayne	0	STBG	$1,881,557.00	Safety Construction	CN	$1,505,245.60	$376,311.40			$1,881,557.00		
Performance Measure Impacted: Safety																		
Comments:Include DES 1902015																		
Indiana Department of Transportation	43477 / 2000032	Init.	VA 1019	Install New Continuous Lighting	I-465 Various Locations of Continuous Lighting where none exists. Approx 15 miles.	Greenfield	0	NHPP	$3,959,400.00	Safety Construction	CN	$3,375,000.00	$375,000.00	$3,750,000.00				
Performance Measure Impacted: Safety																		
Comments:Include DES 2000032																		
Indiana Department of Transportation	43478 / 2002415	Init.	VA 1019	Traffic Signals Modernization	Traffic Signal Modernizations in the Greenfield District.	Greenfield	0	STBG	$2,669,600.00	Safety Construction	CN	$1,890,000.00	$210,000.00		$2,100,000.00			
Performance Measure Impacted: Safety																		
Comments:Include DES 2002415																		
Indiana Department of Transportation	43479 / 2002525	Init.	VA VARI	Install Lighting	Various locations at select Interchanges on I-69 and I-469 in the Fort Wayne District.	Fort Wayne	0	STBG	$2,644,722.00	Safety Construction	CN	$1,627,777.60	$406,944.40		$2,034,722.00			
Performance Measure Impacted: Safety																		
Comments:Include DES 2002525																		
Indiana Department of Transportation	43480 / 2002532	Init.	VA VARI	Traffic, Other	Various Locations for ICWS includes US 231, SR 8, US 12, SR 39 and SR 23	LaPorte	0	STBG	$410,000.00	Safety Construction	CN	$320,000.00	$80,000.00	$400,000.00				
Performance Measure Impacted: Safety																		
Comments:Include DES 2002532																		
Indiana Department of Transportation	43481 / 2002531	Init.	VA VARI	Traffic Signal Visibility Improvements	US12, US20, and US421 are the corridors in LaPorte County . SR17 is the corridor in	LaPorte	0	Multiple		Safety Construction	CN	$560,000.00	$140,000.00	$700,000.00				
Performance Measure Impacted: Safety																		
Indiana Department of Transportation	43482 / 2002546	Init.	SP Park	Institution & Park Road Maintenance	Patoka Lake; Newton-Stewart State Recreation Area-Campgr oup Roads, Parking Areas,	Vincennes	0	STBG	$488,846.05	DNR/INST Construction	CN	$547,871.24	$136,967.81	$684,839.06				

*Estimated Costs left to Complete Project column is for costs that may extend beyond the four years of a STIP. This column is not fiscally constrained and is for information purposes.

SPONSOR	CONTRACT # / LEAD DES	STIP NAME	ROUTE	WORK TYPE	LOCATION	DISTRICT	MILES	FEDERAL CATEGORY	Total Cost of Project*	PROGRAM	PHASE	FEDERAL	MATCH	2022	2023	2024	2025	2026
Performance Measure Impacted: Pavement Condition																		
Comments:Include DES 2002546																		
Indiana Department of Transportation	43483 / 2002529	Init.	VA 1019	Raised Pavement Markings, Refurbished	Various Locations Throughout the LaPorte District - FY22 RPM 's	LaPorte	0	STBG	$670,000.00	Safety Construction	CN	$536,000.00	$134,000.00	$670,000.00				
Performance Measure Impacted: Safety																		
Comments:Include DES 2002529																		
Indiana Department of Transportation	43484 / 2002534	Init.	VA VARI	Traffic, Other	Various Locations Within Lake, Porter and LaPorte Counties. Access Mgmt.	LaPorte	0	Safety	$497,663.00	Toll Lease Amendment Proceeds	CN	$264,000.00	$66,000.00	$330,000.00				
Performance Measure Impacted: Safety																		
Comments:Include DES 2002534																		
Indiana Department of Transportation	43489 / 1902670	Init.	VA 1019	Small Structures & Drains Construction	Small structure Pipes SR 9, SR 3, SR 38.	Greenfield	0	STBG	$713,000.00	Bridge Construction	CN	$570,400.00	$142,600.00		$713,000.00			
Performance Measure Impacted: Safety																		
Comments:Include DES 1902670																		
Indiana Department of Transportation	43491 / 1902734	Init.	VA 1019	Small Structures & Drains Construction	Small structure Pipes US 27, SR 26, & SR 1	Greenfield	0	STBG	$1,534,400.00	Bridge Consulting	PE	$90,560.00	$22,640.00	$113,200.00				
										Bridge Construction	CN	$856,000.00	$214,000.00		$1,070,000.00			
Performance Measure Impacted: Safety																		
Comments:Include DES 1902734																		
Indiana Department of Transportation	43502 / 2002516	Init.	VA 1019	Install Lighting	Various locations I65, I70, I74 in LaPorte & Crawfordsville District	Crawfordsville	0	STBG	$4,159,378.00	Safety Construction	CN	$3,327,502.40	$831,875.60		$4,159,378.00			
										Safety Consulting	PE	$200,000.00	$50,000.00	$250,000.00				
Performance Measure Impacted: Safety																		
Comments:Include DES 2002516																		
Indiana Department of Transportation	43520 / 2002572	Init.	VA VARI	ITS Program Equipment	Installing dynamic message signs along rural sections of the interstates, I-65 & I-94.	LaPorte	0	NHPP	$1,185,624.00	Safety Construction	CN	$1,062,000.00	$118,000.00	$1,180,000.00				
Performance Measure Impacted: Congestion Mitigation and Air Quality (CMAQ)																		
Comments:Include DES 2002572																		
Indiana Department of Transportation	43523 / 2002338	Init.	VA 1019	Small Structures & Drains Construction	Small Pipes on SR 1, SR 26, SR 67, SR 27, US 35, US 36	Greenfield	0	STBG	$1,320,000.00	Bridge Construction	CN	$1,056,000.00	$264,000.00			$1,320,000.00		
Performance Measure Impacted: Safety																		
Comments:Include DES 2002338																		
Indiana Department of Transportation	43534 / 2003079	Init.	VA 1019	Tree Removal/Trimming	Various tree Locations throughout the Greenfield District	Greenfield	0	STBG	$193,624.00	Road Construction	CN	$240,000.00	$60,000.00	$300,000.00				
Performance Measure Impacted: Safety																		
Comments:Include DES 2003079																		

*Estimated Costs left to Complete Project column is for costs that may extend beyond the four years of a STIP. This column is not fiscally constrained and is for information purposes.

SPONSOR	CONTRACT # / LEAD DES	STIP NAME	ROUTE	WORK TYPE	LOCATION	DISTRICT	MILES	FEDERAL CATEGORY	Total Cost of Project*	PROGRAM	PHASE	FEDERAL	MATCH	2022	2023	2024	2025	2026
Indiana Department of Transportation	43576 / 2100015	Init.	VA VARI	Traffic Signals Modernization	Locations in Clark, Harrison, Scott, and Floyd Counties	Seymour	0	STBG	$1,380,000.00	Safety Construction	CN	$1,104,000.00	$276,000.00				$1,380,000.00	
Performance Measure Impacted: Safety																		
Comments:Include DES 2100015																		
Indiana Department of Transportation	43597 / 2100090	Init.	VA 1019	Raised Pavement Markings, Refurbished	Raised Pavement Markings, Refurbished various locations in the Greenfield District	Greenfield	0	STBG	$600,000.00	Safety Construction	CN	$480,000.00	$120,000.00	$600,000.00				
Performance Measure Impacted: Safety																		
Comments:Include DES 2100090																		
Indiana Department of Transportation	43606 / 2001146	Init.	VA 1019	Traffic Signals Modernization	Various locations in the Crawfordsville District	Crawfordsville	0	STBG	$1,909,496.00	Safety Consulting	PE	$272,160.00	$68,040.00	$340,200.00				
										Safety Construction	CN	$1,705,321.00	$0.00		$1,705,321.00			
Performance Measure Impacted: Safety																		
Comments:Include DES 2001146																		
Indiana Department of Transportation	43632 / 2100129	Init.	VA VARI	Lighting	I-65 at US231, I-65 at Ridge Road, I-65 at 15th Ave, I80/94 at US41/SR152, SR912 at	LaPorte	0	STBG	$3,132,900.00	Safety Construction	CN	$2,400,000.00	$600,000.00		$3,000,000.00			
Performance Measure Impacted: Safety																		
Comments:Include DES 2100129																		
Indiana Department of Transportation	43634 / 2100069	Init.	VA VARI	Other Type Project (Miscellaneous)	Two locations on SR 446 in the Seymour District- High Friction Surface Treatment	Seymour	0	STBG	$519,354.00	District Other Construction	CN	$240,000.00	$60,000.00	$300,000.00				
Performance Measure Impacted: Safety																		
Comments:Include DES 2100091, 2100069																		
Indiana Department of Transportation	43635 / 2100136	Init.	VA 1019	Install Lighting	Install Lighting at 7 interchange locations on US 31, I-74, and I-70	Greenfield	0	STBG	$2,358,051.00	Safety Construction	CN	$1,644,240.80	$411,060.20		$2,055,301.00			
										Safety Consulting	PE	$124,559.20	$31,139.80	$155,699.00				
Performance Measure Impacted: Safety																		
Comments:Include DES 2100136																		
Indiana Department of Transportation	43642 / 2100141	Init.	VA 1019	Raised Pavement Markings, Refurbished	Raised Pavement Marking Project in Various locations in the Greenfield District.	Greenfield	0	STBG	$600,000.00	Safety Construction	CN	$480,000.00	$120,000.00		$600,000.00			
Performance Measure Impacted: Safety																		
Comments:Include DES 2100141																		
Indiana Department of Transportation	43643 / 2100142	Init.	VA 1019	Tree Removal/Trimming	Various tree locations throughout the Vincennes District	Vincennes	0	STBG	$572,935.00	Road Construction	CN	$458,348.00	$114,587.00	$572,935.00				
Performance Measure Impacted: Safety																		
Comments:Include DES 2100142																		
Indiana Department of Transportation	43715 / 2101108	Init.	VA 1019	Traffic Signals Modernization	Traffic Signal Modernizations in the Greenfield District.	Greenfield	0	STBG	$3,677,100.00	Safety Construction	CN	$2,307,520.00	$576,880.00			$2,884,400.00		

*Estimated Costs left to Complete Project column is for costs that may extend beyond the four years of a STIP. This column is not fiscally constrained and is for information purposes.

SPONSOR	CONTRACT # / LEAD DES	STIP NAME	ROUTE	WORK TYPE	LOCATION	DISTRICT	MILES	FEDERAL CATEGORY	Total Cost of Project*	PROGRAM	PHASE	FEDERAL	MATCH	2022	2023	2024	2025	2026
Indiana Department of Transportation	43715 / 2101108	Init.	VA 1019	Traffic Signals Modernization	Traffic Signal Modernizations in the Greenfield District.	Greenfield	0	STBG	$3,677,100.00	Safety Consulting	PE	$634,160.00	$158,540.00	$792,700.00				
Performance Measure Impacted: Safety																		
Comments:Include DES 2101108																		
Indiana Department of Transportation	43790 / 2100180	Init.	VA VARI	Safety Revisions	Stop Control Visibility at Various Locations Within the Fort Wayne District.	Fort Wayne	0	STBG	$617,613.00	Safety Consulting	PE	$45,600.00	$11,400.00	$57,000.00				
										Safety Construction	CN	$448,490.40	$112,122.60					$560,613.00
Performance Measure Impacted: Safety																		
Comments:Include DES 2100180																		
Indiana Department of Transportation	43821 / 2100156	Init.	VA VARI	Safety Revisions	Various Locations Within the Fort Wayne District - High Friction Surface Treatment.	Fort Wayne	0	STBG	$626,867.00	Safety Construction	CN	$457,493.60	$114,373.40					$571,867.00
										Safety Consulting	PE	$44,000.00	$11,000.00	$55,000.00				
Performance Measure Impacted: Safety																		
Comments:Include DES 2100156																		
Indiana Department of Transportation	43851 / 2100163	Init.	VA VARI	Raised Pavement Markings, Refurbished	Various RPM Locations Within the Fort Wayne District.	Fort Wayne	0	STBG	$697,875.00	Safety Construction	CN	$558,300.00	$139,575.00					$697,875.00
Performance Measure Impacted: Safety																		
Comments:Include DES 2100163																		
Indiana Department of Transportation	43854 / 2100160	Init.	VA VARI	Traffic Signals Modernization	Various Signal Locations Within the Fort Wayne District.	Fort Wayne	0	STBG	$2,347,307.00	Safety Construction	CN	$1,701,845.60	$425,461.40					$2,127,307.00
										Safety Consulting	PE	$176,000.00	$44,000.00	$220,000.00				
Performance Measure Impacted: Safety																		
Comments:Include DES 2100182, 2100160																		
Indiana Department of Transportation	43855 / 2100183	Init.	VA VARI	Safety Revisions	Various Locations Within the Fort Wayne District.	Fort Wayne	0	STBG	$280,307.00	Safety Construction	CN	$224,245.60	$56,061.40					$280,307.00
Performance Measure Impacted: Safety																		
Comments:Include DES 2100183																		
Indiana Department of Transportation	43987 / 2101029	Init.	VA VARI	Raised Pavement Markings, Refurbished	Various RPM locations within the Vincennes District	Vincennes	0	STBG	$544,772.00	Safety Construction	CN	$435,817.60	$108,954.40					$544,772.00
Performance Measure Impacted: Safety																		
Comments:Include DES 2101029																		
Indiana Department of Transportation	44017 / 2101194	Init.	VA 1019	New Sign Installation	Various Interchange Ramp Locations	Greenfield	0	STBG	$210,000.00	District Other Construction	CN	$168,000.00	$42,000.00		$210,000.00			
Performance Measure Impacted: Safety																		
Comments:Include DES 2101194																		

*Estimated Costs left to Complete Project column is for costs that may extend beyond the four years of a STIP. This column is not fiscally constrained and is for information purposes.

SPONSOR	CONTRACT # / LEAD DES	STIP NAME	ROUTE	WORK TYPE	LOCATION	DISTRICT	MILES	FEDERAL CATEGORY	Total Cost of Project*	PROGRAM	PHASE	FEDERAL	MATCH	2022	2023	2024	2025	2026
Indiana Department of Transportation	44019 / 2001773	Init.	VA VARI	Raised Pavement Markings, Refurbished	Various RPM locations within the Vincennes District	Vincennes	0	STBG	$475,000.00	Safety Construction	CN	$380,000.00	$95,000.00				$475,000.00	
Performance Measure Impacted: Safety																		
Comments:Include DES 2001773																		
Indiana Department of Transportation	44027 / 2101205	Init.	VA VARI	Lighting Maintenance	Various Lighting Locations Throughout the Fort Wayne District.	Fort Wayne	0	STBG	$500,000.00	Dist Traffic Maint Contr Prog - Ft Wayne	CN	$400,000.00	$100,000.00	$500,000.00				
Performance Measure Impacted: Safety																		
Comments:Include DES 2101205																		
Indiana Department of Transportation	44049 / 2101171	Init.	VA 1019	Tree Removal/Trimming	Various Locations in the Crawfordsville District	Crawfordsville	0	STBG	$150,719.00	Road Construction	CN	$120,575.20	$30,143.80	$150,719.00				
Performance Measure Impacted: Safety																		
Comments:Include DES 2101171																		
Indiana Department of Transportation	44068 / 2000033	Init.	VA 1019	Guardrail Attenuators, New Or Modernize	Various Locations in the Greenfield District	Greenfield	0	STBG	$5,348,000.00	Safety Construction	CN	$4,278,400.00	$1,069,600.00	$5,348,000.00				
Performance Measure Impacted: Safety																		
Comments:Include DES 2000033																		
Indiana Department of Transportation	44080 / 1902016	Init.	VA VARI	Raised Pavement Markings, Refurbished	Within the Fort Wayne District, for RPM Refurbishment 2024 at Various Locations.	Fort Wayne	0	STBG	$337,700.00	Safety Construction	CN	$270,160.00	$67,540.00			$337,700.00		
Performance Measure Impacted: Safety																		
Comments:Include DES 1902016																		
Indiana Department of Transportation	44081 / 1902014	Init.	VA VARI	Auxiliary Lanes, Accel & Decel or Turn Lanes	Within the Fort Wayne District, Various Locations for New or Slotted Left Turn, NO R/W	Fort Wayne	0	STBG	$1,696,608.00	Safety Construction	CN	$1,357,286.40	$339,321.60			$1,696,608.00		
Performance Measure Impacted: Reliability and Freight Reliability																		
Comments:Include DES 1902014																		
Indiana Department of Transportation	44082 / 1902013	Init.	VA VARI	Other Type Project (Miscellaneous)	Within the Fort Wayne District, at Various Locations for High Friction Surface Treatments	Fort Wayne	0	STBG	$557,453.00	Safety Construction	CN	$445,962.40	$111,490.60			$557,453.00		
Performance Measure Impacted: Safety																		
Comments:Include DES 1902013																		
Indiana Department of Transportation	44085 / 2101289	Init.	VA 1019	Traffic Signals Modernization	Traffic Signal Modernizations in the Greenfield District.	Greenfield	0	STBG	$2,290,000.00	Safety Consulting	PE	$704,000.00	$176,000.00	$880,000.00				
										Safety Construction	CN	$1,772,000.00	$443,000.00			$115,000.00	$2,100,000.00	
										Safety ROW	RW	$60,000.00	$15,000.00		$75,000.00			
Performance Measure Impacted: Safety																		
Comments:Include DES 2101289																		

Various County Total

Federal: $163,410,004.75 Match :$41,355,382.43 2022: $102,769,817.26 2023: $49,122,972.00 2024: $28,355,040.00 2025: $15,519,349.00 2026: $8,998,209.00

*Estimated Costs left to Complete Project column is for costs that may extend beyond the four years of a STIP. This column is not fiscally constrained and is for information purposes.

SPONSOR	CONTRACT # / LEAD DES	STIP NAME	ROUTE	WORK TYPE	LOCATION	DISTRICT	MILES	FEDERAL CATEGORY	Total Cost of Project*	PROGRAM	PHASE	FEDERAL	MATCH	2022	2023	2024	2025	2026
Vermillion County																		
Indiana Department of Transportation	2000502	Init.	I 74	Rest Area Modernization	Spring Creek Welcome Center Renovation	Crawfordsville	.57	NHPP	$34,390,303.00	Statewide Consulting	PE	$2,581,636.50	$286,848.50				$2,868,485.00	
										Statewide Construction	CN	$28,369,636.20	$3,152,181.80					$31,521,818.00
Performance Measure Impacted: Reliability and Freight Reliability																		
Vermillion County	38269 / 1500253	Init.	VA VARI	Bridge Inspections	Countywide Bridge Inspection and Inventory Program for Cycle Years 2019-2022	Crawfordsville	0	STBG	$174,263.00	Local Funds	PE	$0.00	$2,473.20		$2,473.20			
										Local Bridge Program	PE	$9,892.80	$0.00		$9,892.80			
Performance Measure Impacted: Bridge Condition																		
Comments:Include DES 1500253																		
Indiana Department of Transportation	40162 / 1298389	Init.	SR 63	Bridge Deck Replacement	SB Bridge over Vermillion River 0.62 miles N of SR 234	Crawfordsville	0	NHPP	$5,185,134.00	Bridge Construction	CN	$4,081,867.20	$1,020,466.80	$5,102,334.00				
Performance Measure Impacted: Bridge Condition																		
Comments:Include DES 1601886, 1298389																		
Indiana Department of Transportation	40772 / 1700098	Init.	SR 63	Auxiliary Lanes, Accel & Decel or Turn Lanes	From 1400 ft S of EB I-74 ramp to 1650 ft N of WB I-74 ramp Partial J-Turn	Crawfordsville	.728	NHPP	$813,286.00	Safety Construction	CN	$475,440.80	$118,860.20		$594,301.00			
Performance Measure Impacted: Reliability and Freight Reliability																		
Comments:Include DES 1700098																		
Clinton	40872 / 1800239	Init.	ST 1019	Road Rehabilitation (3 R/4R Standards)	9th Street from Vine Street to Knowles Street	Crawfordsville	.4	STBG	$2,872,637.64	Local Funds	CN	$0.00	$511,590.00		$511,590.00			
										Group IV Program	CN	$2,046,360.00	$0.00		$2,046,360.00			
Comments:Include DES 1800239																		
Indiana Department of Transportation	42181 / 1800145	Init.	SR 71	Small Structure Replacement	2.31 mi S of US 36	Crawfordsville	0	STBG	$545,162.00	Bridge ROW	RW	$16,000.00	$4,000.00	$20,000.00				
										Bridge Construction	CN	$268,273.60	$67,068.40		$335,342.00			
										Bridge Consulting	PE	$0.00	$0.00		$0.00			
Performance Measure Impacted: Bridge Condition																		
Comments:Include DES 1800145																		
Indiana Department of Transportation	42252 / 1800187	Init.	SR 63	Pavement Replacement	From 0.15 mi S to 0.23 mi N of I-74	Crawfordsville	.38	NHPP	$7,918,893.39	Bridge ROW	RW	$16,000.00	$4,000.00		$20,000.00			
										Road Construction	CN	$5,387,416.80	$1,346,854.20	$30,000.00		$6,704,271.00		

*Estimated Costs left to Complete Project column is for costs that may extend beyond the four years of a STIP. This column is not fiscally constrained and is for information purposes.

SPONSOR	CONTRACT # / LEAD DES	STIP NAME	ROUTE	WORK TYPE	LOCATION	DISTRICT	MILES	FEDERAL CATEGORY	Total Cost of Project*	PROGRAM	PHASE	FEDERAL	MATCH	2022	2023	2024	2025	2026
Indiana Department of Transportation	42252 / 1800187	Init.	SR 63	Pavement Replacement	From 0.15 mi S to 0.23 mi N of I-74	Crawfordsville	.38	NHPP	$7,918,893.39	Road ROW	RW	$24,000.00	$6,000.00	$30,000.00				
										Bridge Construction	CN	$191,377.60	$47,844.40			$239,222.00		
Performance Measure Impacted: Pavement Condition																		
Comments:Include DES 1900302, 1900420, 1800187																		
Indiana Department of Transportation	42603 / 1902680	Init.	SR 63	Auxiliary Lanes, Accel & Decel or Turn Lanes	Various intersection locations (12) from Terre Haute to Carbondale	Crawfordsville	61.75	Safety	$5,145,808.00	Safety Construction	CN	$5,520,892.80	$1,380,223.20			$6,901,116.00		
Performance Measure Impacted: Reliability and Freight Reliability																		
Comments:Include DES 1902680																		
Vermillion County	42764 / 1902751	Init.	2006	Bridge Deck Overlay	Vermillion County Bridge 122, Old SR 63 over Little Raccoon Creek and CSX RR	Crawfordsville	.059	STBG	$1,096,950.00	Local Funds	CN	$0.00	$182,600.00				$182,600.00	
										Local Bridge Program	CN	$730,400.00	$0.00				$730,400.00	
										Local Funds	RW	$0.00	$2,000.00			$2,000.00		
										Local Bridge Program	RW	$8,000.00	$0.00			$8,000.00		
Performance Measure Impacted: Bridge Condition																		
Comments:Include DES 1902751																		
Indiana Department of Transportation	42933 / 2001095	Init.	US 36	Bridge Cleaning	1.79 mi E of SR 63, over Wabash River	Crawfordsville	0	NHPP	$130,676.00	Bridge ROW	RW	$16,000.00	$4,000.00	$20,000.00				
										Bridge Construction	CN	$64,460.80	$16,115.20		$80,576.00			
										Bridge Consulting	PE	$4,000.00	$1,000.00	$5,000.00				
Performance Measure Impacted: Bridge Condition																		
Comments:Include DES 2001095																		
Indiana Department of Transportation	43417 / 2002055	Init.	SR 63	Bridge Deck Replacement	2.75 mi S of SR 163; SB over Brouilletts Creek	Crawfordsville	0	NHPP	$3,788,655.00	Bridge Construction	CN	$2,747,964.00	$686,991.00				$3,434,955.00	
										Bridge Consulting	PE	$565,920.00	$141,480.00	$707,400.00				
Performance Measure Impacted: Bridge Condition																		
Comments:Include DES 2002055																		
Indiana Department of Transportation	43419 / 2001776	Init.	SR 63	Small Structures & Drains Construction	Various Small Culverts in Vermillion County	Crawfordsville	10.6	NHPP	$2,682,695.00	Bridge Construction	CN	$1,546,156.00	$386,539.00				$1,932,695.00	
										Bridge Consulting	PE	$96,000.00	$24,000.00	$120,000.00				

*Estimated Costs left to Complete Project column is for costs that may extend beyond the four years of a STIP. This column is not fiscally constrained and is for information purposes.

SPONSOR	CONTRACT # / LEAD DES	STIP NAME	ROUTE	WORK TYPE	LOCATION	DISTRICT	MILES	FEDERAL CATEGORY	Total Cost of Project*	PROGRAM	PHASE	FEDERAL	MATCH	2022	2023	2024	2025	2026
Indiana Department of Transportation	43419 / 2001776	Init.	SR 63	Small Structures & Drains Construction	Various Small Culverts in Vermillion County	Crawfordsville	10.6	NHPP	$2,682,695.00	Bridge ROW	RW	$40,000.00	$10,000.00	$50,000.00				
Performance Measure Impacted: Safety																		
Comments:Include DES 2001776																		
Indiana Department of Transportation	43422 / 2001827	Init.	SR 71	Pavement Replacement	From 0.40 mi N of US 36 to 1.00 mi N of US 36 (Dana)	Crawfordsville	.602	STBG	$3,629,073.00	Road Consulting	PE	$382,080.00	$95,520.00	$477,600.00				
										Bridge ROW	RW	$40,000.00	$10,000.00	$50,000.00				
										Safety Construction	CN	$120,000.00	$30,000.00				$150,000.00	
										Bridge Construction	CN	$366,051.20	$91,512.80		$10,000.00		$447,564.00	
										Road ROW	RW	$80,000.00	$20,000.00	$100,000.00				
										Road Construction	CN	$1,915,127.20	$478,781.80				$2,393,909.00	
Performance Measure Impacted: Pavement Condition																		
Comments:Include DES 2002194, 2101221, 2001827																		
Indiana Department of Transportation	43591 / 1701589	Init.	SR 163	Bridge Rehabilitation Or Repair	Over Brouiletts Creek	Crawfordsville	0	STBG	$4,539,133.00	Bridge Construction	CN	$2,882,862.40	$720,715.60				$3,603,578.00	
Performance Measure Impacted: Bridge Condition																		
Comments:Include DES 1701589																		
Indiana Department of Transportation	43686 / 2100188	Init.	SR 63	HMA Overlay Minor Structural	From 0.1 mi S of US 36 to 0.07 mi S of SR 71	Crawfordsville	8.264	NHPP	$39,257,095.00	Road Construction	CN	$23,433,676.00	$5,858,419.00			$40,000.00		$29,252,095.00
										Road ROW	RW	$120,000.00	$30,000.00			$150,000.00		
										Bridge ROW	RW	$120,000.00	$30,000.00			$150,000.00		
										Bridge Consulting	PE	$720,000.00	$180,000.00	$900,000.00				
										Bridge Construction	CN	$5,632,000.00	$1,408,000.00					$7,040,000.00
										Road Consulting	PE	$1,380,000.00	$345,000.00	$1,725,000.00				
Performance Measure Impacted: Pavement Condition																		
Comments:Include DES 2100190, 2100966, 2100967, 2100968, 2100969, 2100188																		

Vermillion County Total

Federal: $91,999,491.90 Match :$18,701,085.10 2022: $9,337,334.00 2023: $3,610,535.00 2024: $14,194,609.00 2025: $15,744,186.00 2026: $67,813,913.00

*Estimated Costs left to Complete Project column is for costs that may extend beyond the four years of a STIP. This column is not fiscally constrained and is for information purposes.

SPONSOR	CONTRACT # / LEAD DES	STIP NAME	ROUTE	WORK TYPE	LOCATION	DISTRICT	MILES	FEDERAL CATEGORY	Total Cost of Project*	PROGRAM	PHASE	FEDERAL	MATCH	2022	2023	2024	2025	2026
Vigo County																		
Riley	2100474	Init.	MS NA	HMA Overlay, Preventive Maintenance	JEFFERSON ST, LAFAYETTE ST, SOUTH ST, VINE ST	Crawfordsville	0	STBG	$36,886.91	Local Funds	CN	$0.00	$9,221.73	$9,221.73				
										Community Crossing Grant Fund	CN	$27,665.18	$0.00	$27,665.18				
Performance Measure Impacted: Pavement Condition																		
Vigo County	2100529	Init.	MS NA	HMA Overlay Minor Structural	BONO RD, ELDRIDGE RD, FEREE DR, HAYTHORNE AV, WOODSMALL RD	Crawfordsville	0	STBG	$1,061,182.48	Community Crossing Grant Fund	CN	$512,977.38	$0.00	$512,977.38				
										Local Funds	CN	$0.00	$548,205.10	$548,205.10				
Performance Measure Impacted: Pavement Condition																		
Indiana Department of Transportation	2101264	Init.	I 70	Other Type Project (Miscellaneous)	over removed CSX RR, 0.57 mi E of US 41 (EB/WB)	Crawfordsville	0	NHPP	$10,000.00	Gainsharing	RW	$9,000.00	$1,000.00				$10,000.00	
Performance Measure Impacted: Safety																		
Indiana Department of Transportation	39703 / 1601681	Init.	PR 641	Environmental Mitigation	Corridor 036 (PR 641) Various Environmental Mitigation Site Monitoring	Crawfordsville	0	NHPP	$29,488,067.58	Statewide Consulting	PE	$347,200.00	$86,800.00	$162,000.00	$140,000.00	$0.00	$0.00	$132,000.00
Performance Measure Impacted: Congestion Mitigation and Air Quality (CMAQ)																		
Indiana Department of Transportation	41371 / 1800955	Init.	US 41	HMA Overlay, Preventive Maintenance	From SR 63 S Jct to 6.6 mi N of SR 63 (4 Lane section)	Crawfordsville	6.09	STBG	$5,488,608.00	Road Consulting	PE	$8,000.00	$2,000.00	$5,000.00	$5,000.00			
										Road Construction	CN	$4,386,886.40	$1,096,721.60	$5,000.00	$5,478,608.00			
Performance Measure Impacted: Pavement Condition																		
Comments:Include DES 1800955																		
Indiana Department of Transportation	41540 / 1701563	Init.	SR 63	HMA Overlay, Preventive Maintenance	From 1.71 mi N of US 41 to 0.07 mi S of SR 163	Crawfordsville	10.15	NHPP	$14,786,784.40	Road Consulting	PE	$200,000.00	$50,000.00	$250,000.00				
Performance Measure Impacted: Pavement Condition																		
Comments:Include DES 1701563																		
Indiana Department of Transportation	41613 / 1800193	Init.	US 150	Pavement Replacement	From 0.60 mi W of US 41 to US 41	Crawfordsville	.59	NHPP	$2,144,681.00	Safety Construction	CN	$205,888.67	$51,472.16		$257,360.84			
										Road Construction	CN	$1,509,856.12	$377,464.03		$1,887,320.16			
Performance Measure Impacted: Pavement Condition																		
Indiana Department of Transportation	41621 / 1800107	Init.	I 70	Replace Superstructure	Darwin Rd. over I-70; 3.44 mi W of US 41	Crawfordsville	0	NHPP	$2,488,782.00	Bridge Construction	CN	$1,942,408.80	$215,823.20		$2,158,232.00			
Performance Measure Impacted: Bridge Condition																		
Comments:Include DES 1800107																		
Indiana Department of Transportation	42043 / 1900654	Init.	I 70	HMA Overlay, Preventive Maintenance	From 6.85 mi W of US 41 (Illinois State Line) to 1.68 mi W of US 41 (w br app Wabash River	Crawfordsville	5.17	NHPP	$10,177,791.46	Road Construction	CN	$8,624,819.70	$958,313.30	$9,583,133.00				
Performance Measure Impacted: Pavement Condition																		

*Estimated Costs left to Complete Project column is for costs that may extend beyond the four years of a STIP. This column is not fiscally constrained and is for information purposes.

SPONSOR	CONTRACT # / LEAD DES	STIP NAME	ROUTE	WORK TYPE	LOCATION	DISTRICT	MILES	FEDERAL CATEGORY	Total Cost of Project*	PROGRAM	PHASE	FEDERAL	MATCH	2022	2023	2024	2025	2026
Comments:Include DES 1900673, 1900674, 1900719, 1900720, 1900721, 1900722, 1900723, 1900724, 1900726, 1900727, 1900728, 1900730, 1900654																		
Indiana Department of Transportation	42052 / 1900732	Init.	SR 641	Bridge Thin Deck Overlay	2.78 mi N of US 41, SB over McDaniel	Crawfordsville	0	NHPP	$2,521,531.00	Bridge Construction	CN	$8,669,835.20	$2,167,458.80	$10,837,294.00				
Performance Measure Impacted: Bridge Condition																		
Comments:Include DES 1900729, 1900731, 1900733, 1900734, 1900735, 1900740, 1900741, 1900742, 1900743, 1900754, 1900755, 1900732																		
Indiana Department of Transportation	42235 / 1900193	Init.	I 70	Bridge Replacement	over Robinson Rd, 6.01 mi W of US 41 (WB)	Crawfordsville	0	NHPP	$29,488,067.58	Bridge Construction	CN	$23,763,891.60	$2,640,432.40	$10,000.00	$100,000.00	$26,294,324.00		
										Bridge ROW	RW	$54,000.00	$6,000.00	$40,000.00	$20,000.00			
Performance Measure Impacted: Bridge Condition																		
Indiana Department of Transportation	42237 / 1900297	Init.	SR 246	Bridge Deck Overlay	over East Fork Turman Creek, 0 .59 mi W of US 41	Crawfordsville	0	STBG	$2,020,568.00	Bridge ROW	RW	$60,000.00	$15,000.00	$75,000.00				
										Bridge Construction	CN	$1,616,454.40	$404,113.60			$2,020,568.00		
Performance Measure Impacted: Bridge Condition																		
Indiana Department of Transportation	42929 / 2000850	Init.	SR 641	HMA Overlay, Preventive Maintenance	From US 41 to 2.46 mi N of US 41 (McDaniel Rd)	Crawfordsville	2.44	NHPP	$4,977,869.00	Road Consulting	PE	$8,000.00	$2,000.00		$10,000.00			
										Road Construction	CN	$3,982,295.20	$995,573.80	$75,000.00	$4,902,869.00			
Performance Measure Impacted: Pavement Condition																		
Indiana Department of Transportation	42975 / 1500146	Init.	US 41	Bridge Deck Replacement	Bridge over US 41 NB, 6.13 mi N of Middle Jct of SR 63	Crawfordsville	0	NHPP	$2,195,485.00	Bridge Construction	CN	$1,756,388.00	$439,097.00	$2,195,485.00				
Performance Measure Impacted: Bridge Condition																		
Indiana Department of Transportation	43116 / 2001608	Init.	MS 1	Environmental Mitigation	0.25 miles south of US 150 on S. Sampson PL Vigo County	Crawfordsville	0	STBG	$25,000.00	Statewide Construction	CN	$16,000.00	$4,000.00	$20,000.00				
										Local Funds	CN	$4,000.00	$1,000.00	$5,000.00				
Performance Measure Impacted: Congestion Mitigation and Air Quality (CMAQ)																		
Comments:Include DES 2001608																		
Indiana Department of Transportation	43127 / 2001718	Init.	US 41	Median Construction	From 0.54 mi S of I-70 to SR 63	Crawfordsville	4.79	NHPP	$995,240.00	District Other Consulting	PE	$4,000.00	$1,000.00	$5,000.00				
Performance Measure Impacted: Safety																		
Comments:Include DES 2001718																		
Indiana Department of Transportation	43219 / 1900677	Init.	I 70	Bridge Painting	1.05 mi E of US 41, EB over Canal Street, 2 RR	Crawfordsville	0	NHPP	$687,532.00	Bridge Construction	CN	$541,558.80	$60,173.20	$601,732.00				
Performance Measure Impacted: Bridge Condition																		
Comments:Include DES 1900678, 1900677																		
Indiana Department of Transportation	43428 / 2002197	Init.	SR 159	Small Structure Replacement	4.15 mi N of SR 246	Crawfordsville	.38	STBG	$501,392.00	Bridge Construction	CN	$369,113.60	$92,278.40		$50,000.00		$411,392.00	

*Estimated Costs left to Complete Project column is for costs that may extend beyond the four years of a STIP. This column is not fiscally constrained and is for information purposes.

SPONSOR	CONTRACT # / LEAD DES	STIP NAME	ROUTE	WORK TYPE	LOCATION	DISTRICT	MILES	FEDERAL CATEGORY	Total Cost of Project*	PROGRAM	PHASE	FEDERAL	MATCH	2022	2023	2024	2025	2026
Indiana Department of Transportation	43428 / 2002197	Init.	SR 159	Small Structure Replacement	4.15 mi N of SR 246	Crawfordsville	.38	STBG	$501,392.00	Bridge ROW	RW	$32,000.00	$8,000.00	$40,000.00				
										Bridge Consulting	PE	$40,000.00	$10,000.00	$50,000.00				
Performance Measure Impacted: Bridge Condition																		
Comments:Include DES 2002197																		
Indiana Department of Transportation	43456 / 2001722	Init.	SR 63	Slide Correction	3.45 miles north of US 41	Crawfordsville	.1	NHPP	$6,206,392.00	Road Construction	CN	$4,432,313.60	$1,108,078.40		$25,000.00	$20,000.00	$5,495,392.00	
										Road Consulting	PE	$440,000.00	$110,000.00	$550,000.00				
										Road ROW	RW	$92,800.00	$23,200.00	$100,000.00		$16,000.00		
Performance Measure Impacted: Safety																		
Comments:Include DES 2001722																		
Indiana Department of Transportation	43681 / 2100607	Init.	I 70	Bridge Thin Deck Overlay	EB over SR 641, 4.33 mi E of US 41	Crawfordsville	0	NHPP	$1,672,000.00	Bridge Construction	CN	$1,306,800.00	$145,200.00					$1,452,000.00
										Bridge Consulting	PE	$198,000.00	$22,000.00	$200,000.00	$20,000.00			
Performance Measure Impacted: Bridge Condition																		
Comments:Include DES 2100608, 2100650, 2100651, 2100607																		
Indiana Department of Transportation	43931 / 2101159	Init.	US 40	Traffic Signals Modernization	at Main Street (Seelyville), 1.56 miles west of SR 340 (w jct)	Crawfordsville	0	NHPP	$522,843.00	Safety ROW	RW	$16,000.00	$4,000.00		$20,000.00			
										Safety Consulting	PE	$32,000.00	$8,000.00	$40,000.00				
										Safety Construction	CN	$271,474.40	$67,868.60		$10,000.00	$329,343.00		
Performance Measure Impacted: Safety																		
Comments:Include DES 2101159																		

Vigo County Total

Federal: $65,481,627.05 Match :$11,731,495.32 2022: $25,947,713.39 2023: $15,084,390.00 2024: $28,680,235.00 2025: $5,916,784.00 2026: $1,584,000.00

*Estimated Costs left to Complete Project column is for costs that may extend beyond the four years of a STIP. This column is not fiscally constrained and is for information purposes.

SPONSOR	CONTRACT # / LEAD DES	STIP NAME	ROUTE	WORK TYPE	LOCATION	DISTRICT	MILES	FEDERAL CATEGORY	Total Cost of Project*	PROGRAM	PHASE	FEDERAL	MATCH	2022	2023	2024	2025	2026
Wabash County																		
Wabash County	1592939	Init.	VA VARI	Bridge Inspections	Countywide Bridge Inspection and Inventory Program for Cycle Years 2018-2021	Fort Wayne	0	STBG	$457,110.44	Local Funds	PE	$0.00	$9,731.20	$9,731.20				
										Local Bridge Program	PE	$39,124.80	$0.00	$39,124.80				
Performance Measure Impacted: Bridge Condition																		
Wabash County	2100111	Init.	IR 1001	Bridge Inspections	Countywide Bridge Inspection and Inventory Program for Cycle Years 2022-2025	Fort Wayne	0	STBG	$376,359.00	Local Funds	PE	$0.00	$72,546.00	$35,092.00	$3,938.00	$30,515.00	$3,001.00	
										Local Bridge Program	PE	$290,183.00	$0.00	$140,367.00	$15,753.00	$122,058.00	$12,005.00	
Performance Measure Impacted: Bridge Condition																		
Indiana Department of Transportation	41551 / 1900051	Init.	SR 114	Bridge Replacement, Other Construction	1.66 Miles East of SR 13, Over the Eel River	Fort Wayne	.1	STBG	$8,107,383.00	Bridge Construction	CN	$5,055,638.40	$1,263,909.60	$50,000.00	$15,000.00		$6,254,548.00	
										Bridge ROW	RW	$112,000.00	$28,000.00	$140,000.00				
Comments:Include DES 1800055, 1900051																		
Wabash	41854 / 1801915	Init.	ST 2673	New Bridge, Other	N. East Street over the Norfolk Southern Railroad, 0.08 miles N . of E. Hill St.	Fort Wayne	.21	STBG	$10,316,908.19	Statewide Consulting	PE	$869,332.00	$217,333.00	$158,665.00	$928,000.00			
										Local Funds	RW	$255,048.80	$63,762.20	$23,230.00	$295,581.00			
										Statewide ROW	RW	$1,020,195.20	$255,048.80	$92,920.00	$1,182,324.00			
										Local Funds	CN	$1,021,197.05	$255,299.26		$1,276,496.32			
										Local TRAXX program	CN	$4,084,788.22	$1,021,197.05		$5,105,985.28			
Comments:Include DES 1900837, 1801915																		
Indiana Department of Transportation	42365 / 1900069	Init.	SR 124	Small Structure Replacement	2.46 Miles west of SR 13, Carries Mill Creek	Fort Wayne	.1	STBG	$2,039,439.00	Bridge Construction	CN	$1,186,491.20	$296,622.80	$40,000.00		$1,443,114.00		
										Bridge ROW	RW	$48,000.00	$12,000.00	$60,000.00				
Performance Measure Impacted: Bridge Condition																		
Comments:Include DES 1900083, 1900069																		
Indiana Department of Transportation	42366 / 1900240	Init.	US 24	Small Structure Replacement	UNT of Helms Creek, 00.55 E SR 115	Fort Wayne	.2	NHPP	$9,517,753.00	Bridge ROW	RW	$144,000.00	$36,000.00	$180,000.00				
										Bridge Construction	CN	$6,437,242.40	$1,609,310.60	$90,000.00		$7,956,553.00		

*Estimated Costs left to Complete Project column is for costs that may extend beyond the four years of a STIP. This column is not fiscally constrained and is for information purposes.

SPONSOR	CONTRACT # / LEAD DES	STIP NAME	ROUTE	WORK TYPE	LOCATION	DISTRICT	MILES	FEDERAL CATEGORY	Total Cost of Project*	PROGRAM	PHASE	FEDERAL	MATCH	2022	2023	2024	2025	2026
Indiana Department of Transportation	42366 / 1900240	Init.	US 24	Small Structure Replacement	UNT of Helms Creek, 00.55 E SR 115	Fort Wayne	.2	NHPP	$9,517,753.00	Bridge Consulting	PE	$100,960.00	$25,240.00	$126,200.00				
Performance Measure Impacted: Bridge Condition																		
Comments:Include DES 1900071, 1900072, 1900080, 1900081, 1900236, 1900240																		
Indiana Department of Transportation	42382 / 1800148	Init.	SR 16	HMA Overlay, Structural	From SR 13 to SR 5	Fort Wayne	13.783	STBG	$17,294,168.00	Road Construction	CN	$12,423,214.40	$3,105,803.60			$15,529,018.00		
										Road ROW	RW	$16,000.00	$4,000.00	$20,000.00				
Performance Measure Impacted: Pavement Condition																		
Comments:Include DES 1600943, 1600944, 1800148																		
Wabash County	42779 / 1902849	Init.	IR 1403	Bridge Replacement	Bridge #110: on CR 500S over Treaty Creek	Fort Wayne	.02	STBG	$1,582,100.00	Local Bridge Program	CN	$1,265,680.00	$0.00			$1,265,680.00		
										Local Funds	CN	$0.00	$316,420.00			$316,420.00		
Performance Measure Impacted: Bridge Condition																		
Comments:Include DES 1902849																		
Wabash County	42780 / 1902850	Init.	IR 1403	Bridge Replacement	Bridge #652: on Market St over Eel River	Fort Wayne	.05	STBG	$3,403,300.00	Local Funds	RW	$0.00	$10,400.00		$10,400.00			
										Local Bridge Program	CN	$2,350,000.00	$0.00				$2,350,000.00	
										Local Funds	CN	$0.00	$587,500.00				$587,500.00	
										Local Bridge Program	RW	$41,600.00	$0.00		$41,600.00			
Performance Measure Impacted: Bridge Condition																		
Comments:Include DES 1902850																		
Indiana Department of Transportation	43109 / 2000205	Init.	SR 13	Substructure Repair And Rehabilitation	SR 13 over Bear Grass Creek, 1.35 miles N of SR 16	Fort Wayne	0	STBG	$626,902.00	Bridge Consulting	PE	$3,440.00	$860.00	$4,300.00				
										Bridge Construction	CN	$467,716.00	$116,929.00	$584,645.00				
Performance Measure Impacted: Safety																		
Comments:Include DES 2000255, 2000256, 2000257, 2000258, 2000322, 2000331, 2000336, 2000338, 2000342, 2000205																		
Indiana Department of Transportation	43285 / 2001847	Init.	US 24	HMA Overlay, Preventive Maintenance	From SR 115 to SR 13.	Fort Wayne	4.455	NHPP	$9,084,797.00	Road Consulting	PE	$672,000.00	$168,000.00	$840,000.00				
										Safety Construction	CN	$1,274,689.60	$318,672.40				$1,593,362.00	
										Road Construction	CN	$4,952,508.00	$1,238,127.00				$6,190,635.00	

*Estimated Costs left to Complete Project column is for costs that may extend beyond the four years of a STIP. This column is not fiscally constrained and is for information purposes.

SPONSOR	CONTRACT # / LEAD DES	STIP NAME	ROUTE	WORK TYPE	LOCATION	DISTRICT	MILES	FEDERAL CATEGORY	Total Cost of Project*	PROGRAM	PHASE	FEDERAL	MATCH	2022	2023	2024	2025	2026
Indiana Department of Transportation	43285 / 2001847	Init.	US 24	HMA Overlay, Preventive Maintenance	From SR 115 to SR 13.	Fort Wayne	4.455	NHPP	$9,084,797.00	Safety Consulting	PE	$368,640.00	$92,160.00	$460,800.00				
Performance Measure Impacted: Pavement Condition																		
Comments:Include DES 2000025, 2001847																		
Wabash County	43610 / 2003065	Init.	IR 1403	Bridge Replacement	Bridge #143 on CR E 1050 S, .9 4 Mile West of State Road 15 over Grant Creek	Fort Wayne	.2	STBG	$2,126,240.00	Local Bridge Program	PE	$132,000.00	$0.00	$132,000.00				
										Local Funds	RW	$0.00	$20,000.00		$20,000.00			
										Local Bridge Program	CN	$1,515,200.00	$0.00					$1,515,200.00
										Local Funds	CN	$0.00	$346,040.00					$346,040.00
										Local Bridge Program	RW	$80,000.00	$0.00		$80,000.00			
										Local Funds	PE	$0.00	$33,000.00	$33,000.00				
Performance Measure Impacted: Bridge Condition																		
Comments:Include DES 2003065																		

Wabash County Total

Federal: $46,226,889.07 Match :$11,523,912.51 2022: $3,260,075.00 2023: $8,975,077.60 2024: $26,663,358.00 2025: $16,991,051.00 2026: $1,861,240.00

*Estimated Costs left to Complete Project column is for costs that may extend beyond the four years of a STIP. This column is not fiscally constrained and is for information purposes.

SPONSOR	CONTRACT # / LEAD DES	STIP NAME	ROUTE	WORK TYPE	LOCATION	DISTRICT	MILES	FEDERAL CATEGORY	Total Cost of Project*	PROGRAM	PHASE	FEDERAL	MATCH	2022	2023	2024	2025	2026
Warren County																		
Indiana Department of Transportation	37795 / 1400253	Init.	SR 63	Drainage Ditch Correction	From S Jct SR 263 to N Jct SR 263	Crawfordsville	3.13	NHPP	$810,235.41	District Other Construction	CN	$630,080.00	$157,520.00		$787,600.00			
Performance Measure Impacted: Safety																		
Comments:Include DES 1400253																		
Warren County	38271 / 1500261	Init.	VA VARI	Bridge Inspections	Countywide Bridge Inspection and Inventory Program for Cycle Years 2020-2023	Crawfordsville	0	STBG	$270,227.93	Local Bridge Program	PE	$99,574.80	$0.00		$86,370.31	$13,204.49		
										Local Funds	PE	$0.00	$24,893.70		$21,592.58	$3,301.12		
Performance Measure Impacted: Bridge Condition																		
Comments:Include DES 1500261																		
Indiana Department of Transportation	42247 / 1900352	Init.	SR 263	HMA Overlay Minor Structural	from 1.04 mi S of SR 28 to SR 28 (West Lebanon)	Crawfordsville	1.05	STBG	$2,754,223.00	Bridge Consulting	PE	$12,928.00	$3,232.00	$16,160.00				
										Road Construction	CN	$1,425,012.00	$356,253.00		$65,000.00	$1,716,265.00		
										Bridge ROW	RW	$16,000.00	$4,000.00		$20,000.00			
										Bridge Construction	CN	$387,934.40	$96,983.60			$484,918.00		
										Road ROW	RW	$4,000.00	$1,000.00		$5,000.00			
Performance Measure Impacted: Pavement Condition																		
Comments:Include DES 1900332, 1900352																		
Indiana Department of Transportation	42913 / 2001092	Init.	SR 263	Small Structure Maint and Repair	0.62 mi N of SR 63	Crawfordsville	0	STBG	$371,181.00	Bridge Construction	CN	$146,744.80	$36,686.20	$183,431.00				
Performance Measure Impacted: Safety																		
Comments:Include DES 2001093, 2001092																		
Indiana Department of Transportation	42947 / 2000633	Init.	SR 63	Bridge Deck Replacement	0.54 mi S of SR 28, NB over N& S RR	Crawfordsville	0	NHPP	$10,659,346.00	Bridge Construction	CN	$7,940,120.80	$1,985,030.20	$41,035.00		$9,884,116.00		
										Bridge Consulting	PE	$32,000.00	$8,000.00	$40,000.00				
Performance Measure Impacted: Bridge Condition																		
Comments:Include DES 2000382, 2000383, 2000400, 2000441, 2000539, 2000540, 2000635, 2000633																		
Indiana Department of Transportation	42948 / 2000535	Init.	US 41	Bridge Deck Overlay	0.92 mi S of SR 26, NBL, over Nameless Creek	Crawfordsville	0	NHPP	$4,107,192.00	Bridge Construction	CN	$2,846,393.60	$711,598.40			$3,557,992.00		
Performance Measure Impacted: Bridge Condition																		
Comments:Include DES 2000442, 2000518, 2000536, 2000630, 2000535																		
Indiana Department of Transportation	42949 / 2000388	Init.	SR 55	Bridge Thin Deck Overlay	0.03 mi N of US 41, over Big Pine Creek	Crawfordsville	0	STBG	$1,429,618.00	Bridge Construction	CN	$1,009,014.40	$252,253.60			$1,261,268.00		

*Estimated Costs left to Complete Project column is for costs that may extend beyond the four years of a STIP. This column is not fiscally constrained and is for information purposes.

SPONSOR	CONTRACT # / LEAD DES	STIP NAME	ROUTE	WORK TYPE	LOCATION	DISTRICT	MILES	FEDERAL CATEGORY	Total Cost of Project*	PROGRAM	PHASE	FEDERAL	MATCH	2022	2023	2024	2025	2026
Indiana Department of Transportation	42949 / 2000388	Init.	SR 55	Bridge Thin Deck Overlay	0.03 mi N of US 41, over Big Pine Creek	Crawfordsville	0	STBG	$1,429,618.00	Bridge Consulting	PE	$16,000.00	$4,000.00	$20,000.00				
Performance Measure Impacted: Bridge Condition																		
Comments:Include DES 1800655, 1800657, 1800659, 2000413, 2000628, 2100871, 2000388																		
Indiana Department of Transportation	42953 / 2000403	Init.	SR 55	Small Structure Replacement	6.64 mi S of SR 26 S JCT	Crawfordsville	0	STBG	$768,740.00	Bridge ROW	RW	$80,000.00	$20,000.00	$100,000.00				
										Bridge Construction	CN	$510,992.00	$127,748.00	$60,000.00		$578,740.00		
										Bridge Consulting	PE	$24,000.00	$6,000.00	$30,000.00				
Performance Measure Impacted: Bridge Condition																		
Comments:Include DES 2000672, 2000403																		
Indiana Department of Transportation	42954 / 2000782	Init.	US 41	Small Structures & Drains Construction	Various locations on US 41 in Crawfordsville District	Crawfordsville	5.79	NHPP	$2,393,495.00	Bridge ROW	RW	$4,000.00	$1,000.00			$5,000.00		
										Bridge Construction	CN	$1,751,196.00	$437,799.00			$2,188,995.00		
Performance Measure Impacted: Safety																		
Comments:Include DES 2000782																		
Indiana Department of Transportation	43443 / 2002205	Init.	US 41	Small Structure Replacement	1.35 mi N of SR 63 N JCT	Crawfordsville	0	NHPP	$2,107,796.00	Bridge Construction	CN	$1,527,836.80	$381,959.20				$1,909,796.00	
										Bridge ROW	RW	$96,000.00	$24,000.00	$120,000.00				
Performance Measure Impacted: Bridge Condition																		
Comments:Include DES 2002188, 2002193, 2002205																		
Indiana Department of Transportation	43448 / 2001824	Init.	SR 55	HMA Overlay, Preventive Maintenance	From US 41 N Jct to 0.44 mi S of SR 26 S Jct	Crawfordsville	10.002	STBG	$7,718,181.00	Road ROW	RW	$160,000.00	$40,000.00	$200,000.00				
										Road Construction	CN	$6,014,544.80	$1,503,636.20		$200,000.00		$7,318,181.00	
										Road Consulting	PE	$560,000.00	$140,000.00	$700,000.00				
Performance Measure Impacted: Pavement Condition																		
Comments:Include DES 2001823, 2001824																		
Indiana Department of Transportation	43833 / 2100869	Init.	SR 26	Bridge Painting	over Mud Pine Creek, 0.90 mi E of US 41	Crawfordsville	0	STBG	$384,100.00	Bridge Construction	CN	$303,280.00	$75,820.00			$379,100.00		
										Bridge ROW	RW	$4,000.00	$1,000.00		$5,000.00			
										Bridge Consulting	PE	$32,000.00	$8,000.00	$40,000.00				
Performance Measure Impacted: Bridge Condition																		

*Estimated Costs left to Complete Project column is for costs that may extend beyond the four years of a STIP. This column is not fiscally constrained and is for information purposes.

SPONSOR	CONTRACT # / LEAD DES	STIP NAME	ROUTE	WORK TYPE	LOCATION	DISTRICT	MILES	FEDERAL CATEGORY	Total Cost of Project*	PROGRAM	PHASE	FEDERAL	MATCH	2022	2023	2024	2025	2026
Comments:Include DES 2100869																		

Warren County Total

Federal: $25,633,652.40 Match :$6,408,413.10 2022: $1,550,626.00 2023: $1,190,562.89 2024: $20,072,899.61 2025: $9,227,977.00 2026:

*Estimated Costs left to Complete Project column is for costs that may extend beyond the four years of a STIP. This column is not fiscally constrained and is for information purposes.

SPONSOR	CONTRACT # / LEAD DES	STIP NAME	ROUTE	WORK TYPE	LOCATION	DISTRICT	MILES	FEDERAL CATEGORY	Total Cost of Project*	PROGRAM	PHASE	FEDERAL	MATCH	2022	2023	2024	2025	2026
Warrick County																		
Warrick County	1902074	Init.	IR 1001	Bridge Inspections	Countywide Bridge Inspection and Inventory Program for Cycle Years 2021-2024	Vincennes	0	STBG	$190,909.96	Local Funds	PE	$0.00	$38,110.81		$3,899.89	$30,349.46	$3,861.46	
										Local Bridge Program	PE	$152,799.15	$0.00		$15,955.46	$121,397.85	$15,445.84	
Performance Measure Impacted: Bridge Condition																		
Warrick County	2100533	Init.	MS NA	HMA Overlay Minor Structural	KAISER RD, S 50 W, SHELTON RD, WEYERBACHER RD, WEYERBACHER RD North	Vincennes	0	STBG	$639,358.00	Community Crossing Grant Fund	CN	$319,679.00	$0.00	$319,679.00				
										Local Funds	CN	$0.00	$319,679.00	$319,679.00				
Performance Measure Impacted: Pavement Condition																		
Indiana Department of Transportation	39367 / 1593068	Init.	I 64	Replace Superstructure	Over Plum Creek, 3.92 miles W of SR-61, EBL	Vincennes	0	NHPP	$3,646,000.00	Bridge Construction	CN	$3,281,400.00	$364,600.00		$3,646,000.00			
Performance Measure Impacted: Bridge Condition																		
Comments:Include DES 1593069, 1593068																		
Indiana Department of Transportation	39418 / 1593067	Init.	SR 68	Bridge Replacement	Over Pigeon Creek Overflow, 2 .08 miles E of SR-57	Vincennes	0	STBG	$2,446,000.00	Bridge Construction	CN	$1,632,000.00	$408,000.00	$50,000.00	$1,990,000.00			
Performance Measure Impacted: Bridge Condition																		
Comments:Include DES 1593066, 1593067																		
Warrick County	39837 / 1600739	Init.	IR 1010	Bridge Replacement, Other Construction	Shilo Road Bridge # 113	Vincennes	.5	STBG	$1,638,000.00	Local Bridge Program	CN	$1,075,000.00	$0.00	$1,075,000.00				
										Local Funds	CN	$0.00	$269,000.00	$269,000.00				
Comments:Include DES 1600739																		
Boonville	39840 / 1600891	Init.	ST 1025	Road Rehabilitation (3 R/4R Standards)	3rd Street (formerly SR 61)	Vincennes	1	STBG	$4,591,000.00	Local Funds	CN	$0.00	$620,000.00	$620,000.00				
										Group III Program	CN	$2,480,000.00	$0.00	$2,480,000.00				
Comments:Include DES 1600891																		
Indiana Department of Transportation	39921 / 1400195	Init.	SR 66	Other Intersection Improvement	At Epworth Road, 0.16 mile E I-69	Vincennes	1.081	NHPP	$5,078,812.00	Mobility Construction	CN	$3,315,189.60	$828,797.40	$4,143,987.00				
Performance Measure Impacted: Safety																		
Comments:Include DES 1400195																		
Indiana Department of Transportation	40541 / 1700167	Init.	SR 68	Bridge Replacement	Over Wallace Creek, 00.95 miles E SR-161	Vincennes	0	STBG	$2,049,451.00	Bridge Construction	CN	$662,916.80	$165,729.20	$828,646.00				
Performance Measure Impacted: Bridge Condition																		
Comments:Include DES 1700167																		

*Estimated Costs left to Complete Project column is for costs that may extend beyond the four years of a STIP. This column is not fiscally constrained and is for information purposes.

SPONSOR	CONTRACT # / LEAD DES	STIP NAME	ROUTE	WORK TYPE	LOCATION	DISTRICT	MILES	FEDERAL CATEGORY	Total Cost of Project*	PROGRAM	PHASE	FEDERAL	MATCH	2022	2023	2024	2025	2026
Indiana Department of Transportation	40551 / 1700170	Init.	SR 161	Small Structure Replacement	10.46 miles N Jct SR-66	Vincennes	0	STBG	$2,635,000.00	Bridge ROW	RW	$15,200.00	$3,800.00	$19,000.00				
										Bridge Construction	CN	$1,620,000.00	$405,000.00	$2,025,000.00				
Performance Measure Impacted: Bridge Condition																		
Comments:Include DES 1701058, 1702071, 1702072, 1700170																		
Indiana Department of Transportation	41407 / 1800176	Init.	SR 61	HMA Overlay, Preventive Maintenance	From 0.14 mi S of I-64 to 0.88 mi N of SR-68 (Lynnville)	Vincennes	1.156	STBG	$6,502,000.00	Road ROW	RW	$46,400.00	$11,600.00	$30,000.00	$28,000.00			
										Road Construction	CN	$4,764,800.00	$1,191,200.00	$20,000.00	$5,936,000.00			
Performance Measure Impacted: Pavement Condition																		
Comments:Include DES 2000890, 2001113, 1800176																		
Indiana Department of Transportation	41768 / 1802047	Init.	I 64	ITS Traffic Management Systems	CCTV Cameras/Detection from SR 69 to Lanesville (Exit 113)	Vincennes	108.95	NHPP	$1,744,603.00	Statewide Consulting	PE	$139,500.00	$15,500.00		$155,000.00			
										Statewide Construction	CN	$1,430,642.70	$158,960.30			$1,589,603.00		
Performance Measure Impacted: Congestion Mitigation and Air Quality (CMAQ)																		
Comments:Include DES 1802047																		
Warrick County	42004 / 1802906	Init.	IR 4840	Bridge Replacement	Bridge #310 Replacement on Myers Road 0.42 miles West of Bullocktown Road	Vincennes	.23	STBG	$3,864,555.00	Local Funds	CN	$0.00	$659,580.00			$659,580.00		
										Local Bridge Program	RW	$60,000.00	$0.00	$60,000.00				
										Local Funds	RW	$0.00	$15,000.00	$15,000.00				
										Local Bridge Program	CN	$2,638,320.00	$0.00			$2,638,320.00		
Performance Measure Impacted: Bridge Condition																		
Comments:Include DES 1802906																		
Indiana Department of Transportation	42124 / 1900563	Init.	SR 62	PCCP Cleaning and Sealing Joints	From 0.25 mi E of I-69 to W Jct SR-61 & From E. Jct. SR 61 to 0 .20 mi E. Of E. Jct SR 61	Vincennes	10.31	STBG	$4,073,000.00	Road Consulting	PE	$3,258,400.00	$814,600.00	$4,073,000.00				
Comments:Include DES 1901751, 1900563																		
Indiana Department of Transportation	42137 / 1900562	Init.	I 64	HMA Overlay, Preventive Maintenance	0.13 mi E of SR-61 to 1.91 mi W of SR-161	Vincennes	8.95	NHPP	$6,020,000.00	Road Construction	CN	$5,418,000.00	$602,000.00	$6,020,000.00				
Performance Measure Impacted: Pavement Condition																		
Comments:Include DES 1900562																		
Indiana Department of Transportation	42186 / 1900115	Init.	SR 161	Replace Superstructure	Over Coles Creek, 0.69 mi N SR -62	Vincennes	0	STBG	$7,681,849.00	Bridge Construction	CN	$5,217,752.00	$1,304,438.00			$6,522,190.00		

*Estimated Costs left to Complete Project column is for costs that may extend beyond the four years of a STIP. This column is not fiscally constrained and is for information purposes.

SPONSOR	CONTRACT # / LEAD DES	STIP NAME	ROUTE	WORK TYPE	LOCATION	DISTRICT	MILES	FEDERAL CATEGORY	Total Cost of Project*	PROGRAM	PHASE	FEDERAL	MATCH	2022	2023	2024	2025	2026
Indiana Department of Transportation	42186 / 1900115	Init.	SR 161	Replace Superstructure	Over Coles Creek, 0.69 mi N SR -62	Vincennes	0	STBG	$7,681,849.00	Bridge Consulting	PE	$61,600.00	$15,400.00	$77,000.00				
Performance Measure Impacted: Bridge Condition																		
Comments:Include DES 2000738, 2000739, 2000740, 2000741, 2000768, 2000769, 2101026, 1900115																		
Indiana Department of Transportation	42699 / 2000456	Init.	SR 62	Bridge Thin Deck Overlay	over N Fork Littler Pigeon Creek , 1.63mi N SR 162	Vincennes	0	STBG	$1,260,000.00	Bridge Construction	CN	$1,008,000.00	$252,000.00	$1,260,000.00				$0.00
Performance Measure Impacted: Bridge Condition																		
Comments:Include DES 2000457, 2000458, 2000504, 2000506, 2000511, 2000515, 2000456																		
Indiana Department of Transportation	42728 / 2000485	Init.	SR 62	Bridge Thin Deck Overlay	Over Caney Creek, 6.34 mi W of SR 261, EBL	Vincennes	0	STBG	$1,179,000.00	Bridge Construction	CN	$700,000.00	$175,000.00			$875,000.00		
										Bridge Consulting	PE	$243,200.00	$60,800.00	$304,000.00				
Performance Measure Impacted: Bridge Condition																		
Comments:Include DES 2000486, 2000487, 2000488, 2000720, 2000723, 2000485																		
Warrick County	42810 / 1902795	Init.	IR 6460	Bridge Replacement	Bridge #200 Wallace Fork Road near Tennyson Indiana near the Spencer Co. Line	Vincennes	.098	STBG	$2,499,805.00	Local Bridge Program	RW	$40,000.00	$0.00			$40,000.00		
										Local Funds	CN	$0.00	$422,000.00				$422,000.00	
										Local Bridge Program	CN	$1,688,000.00	$0.00				$1,688,000.00	
										Local Funds	RW	$0.00	$10,000.00			$10,000.00		
Performance Measure Impacted: Bridge Condition																		
Comments:Include DES 1902795																		
Indiana Department of Transportation	43232 / 2001938	Init.	SR 261	Small Structure Replacement with Bridge	over UNT, 3+70 N JCT SR 66	Vincennes	0	STBG	$1,275,000.00	Bridge Construction	CN	$856,000.00	$214,000.00				$1,070,000.00	
										Bridge ROW	RW	$12,000.00	$3,000.00			$15,000.00		
										Bridge Consulting	PE	$152,000.00	$38,000.00	$190,000.00				
Performance Measure Impacted: Bridge Condition																		
Comments:Include DES 2001942, 2001938																		
Indiana Department of Transportation	43235 / 2002063	Init.	SR 68	Bridge Replacement	over MILL CREEK, 00.26 E SR 61	Vincennes	0	STBG	$1,919,012.00	Bridge Consulting	PE	$144,800.00	$36,200.00	$181,000.00				
										Bridge Construction	CN	$1,290,400.00	$322,600.00				$1,613,000.00	
										Bridge ROW	RW	$40,000.00	$10,000.00			$50,000.00		
Performance Measure Impacted: Bridge Condition																		

*Estimated Costs left to Complete Project column is for costs that may extend beyond the four years of a STIP. This column is not fiscally constrained and is for information purposes.

SPONSOR	CONTRACT # / LEAD DES	STIP NAME	ROUTE	WORK TYPE	LOCATION	DISTRICT	MILES	FEDERAL CATEGORY	Total Cost of Project*	PROGRAM	PHASE	FEDERAL	MATCH	2022	2023	2024	2025	2026
Comments:Include DES 2002063																		
Indiana Department of Transportation	43255 / 2001796	Init.	I 64	Small Structures & Drains Construction	5 Various locations on I-64 from 2 mi W of SR 165 to 1.27 mi E of SR 37, RP 9+85 to 79+9	Vincennes	70.07	NHPP	$3,067,866.00	Bridge Construction	CN	$2,459,579.40	$273,286.60				$2,732,866.00	
										Bridge Consulting	PE	$301,500.00	$33,500.00	$335,000.00				
Performance Measure Impacted: Safety																		
Comments:Include DES 2001796																		
Warrick County	43468 / 2002539	Init.	IR 1037	HMA Overlay, Structural	Epworth Road from SR662 to S of SR66	Vincennes	0	STBG	$8,775,000.00	Local Funds	RW	$0.00	$2,900,000.00				$2,900,000.00	
										Evansville MPO	PE	$3,000.00	$0.00	$3,000.00				
										Local Funds	CN	$0.00	$2,500,000.00					$2,500,000.00
										Local Funds	PE	$0.00	$897,000.00	$897,000.00				
Performance Measure Impacted: Pavement Condition																		
Indiana Department of Transportation	43969 / 2100669	Init.	I 64	Bridge Deck Overlay	WBL over CR 100 W, 01.92 E SR 61	Vincennes	0	NHPP	$4,126,949.00	Bridge Consulting	PE	$604,800.00	$67,200.00	$672,000.00				
										Bridge ROW	RW	$33,300.00	$3,700.00			$37,000.00		
										Bridge Construction	CN	$3,076,154.10	$341,794.90					$3,417,949.00
Performance Measure Impacted: Bridge Condition																		
Comments:Include DES 2100668, 2100717, 2100718, 2100753, 2100669																		

Warrick County Total

Federal: $50,242,332.75 Match :$16,771,076.21 2022: $26,286,991.00 2023: $11,774,855.35 2024: $12,588,440.31 2025: $10,445,173.30 2026: $5,917,949.00

*Estimated Costs left to Complete Project column is for costs that may extend beyond the four years of a STIP. This column is not fiscally constrained and is for information purposes.

SPONSOR	CONTRACT # / LEAD DES	STIP NAME	ROUTE	WORK TYPE	LOCATION	DISTRICT	MILES	FEDERAL CATEGORY	Total Cost of Project*	PROGRAM	PHASE	FEDERAL	MATCH	2022	2023	2024	2025	2026
Washington County																		
Washington County	2100120	Init.	IR 1001	Bridge Inspections	Countywide Bridge Inspection and Inventory Program for Cycle Years 2022-2025	Seymour	0	STBG	$296,784.00	Local Bridge Program	PE	$237,427.00	$0.00	$101,222.00	$27,538.00	$88,018.00	$20,649.00	
										Local Funds	PE	$0.00	$59,357.00	$25,305.00	$6,885.00	$22,005.00	$5,162.00	
Performance Measure Impacted: Bridge Condition																		
Washington County	38186 / 1500216	Init.	VA VARI	Bridge Inspections	Countywide Bridge Inspection and Inventory Program for Cycle Years 2018-2021	Seymour	0	STBG	$388,906.80	Local Bridge Program	PE	$17,955.20	$0.00	$17,955.20				
										Local Funds	PE	$0.00	$4,488.80	$4,488.80				
Performance Measure Impacted: Bridge Condition																		
Comments:Include DES 1500216																		
Indiana Department of Transportation	39905 / 1600873	Init.	SR 56	Pavement Replacement	0.09 miles E of W Jct of SR 60 to .08 miles E of SR 135 (High St)	Seymour	1.45	STBG	$14,097,245.00	Bridge Construction	CN	$1,015,491.20	$253,872.80	$1,269,364.00				
										Road Construction	CN	$7,722,284.80	$1,930,571.20	$9,652,856.00				
										District Other Construction	CN	$360,000.00	$90,000.00	$450,000.00				
										Road ROW	RW	$241,235.20	$60,308.80	$301,544.00				
Performance Measure Impacted: Pavement Condition																		
Comments:Include DES 1600875, 1700168, 1600873																		
Indiana Department of Transportation	40410 / 1700009	Init.	SR 56	Small Structure Pipe Lining	5.46 miles E of SR 135	Seymour	0	STBG	$1,406,813.00	Bridge ROW	RW	$8,776.00	$2,194.00	$10,970.00				
Performance Measure Impacted: Safety																		
Comments:Include DES 1600680, 1700065, 1700009																		
Indiana Department of Transportation	40453 / 1700173	Init.	SR 60	Bridge Replacement	00.42 miles W of SR 335 over S Fork Blue River	Seymour	0	STBG	$5,321,101.00	Bridge ROW	RW	$50,260.00	$12,565.00	$62,825.00				
										Bridge Construction	CN	$3,386,680.80	$846,670.20	$4,233,351.00				
Performance Measure Impacted: Bridge Condition																		
Comments:Include DES 1701449, 1700173																		
Salem	40886 / 1702964	Init.	ST 1011	Road Rehabilitation (3 R/4R Standards)	South side of the Public Square to the N. Main St./SR 56 intersection. Phase 1	Seymour	.36	STBG	$2,359,154.70	Local Funds	RW	$0.00	$17,162.60	$17,162.60				
										Local Funds	CN	$0.00	$396,493.25		$396,493.25			
										Group III Program	RW	$68,650.40	$0.00	$68,650.40				

*Estimated Costs left to Complete Project column is for costs that may extend beyond the four years of a STIP. This column is not fiscally constrained and is for information purposes.

SPONSOR	CONTRACT # / LEAD DES	STIP NAME	ROUTE	WORK TYPE	LOCATION	DISTRICT	MILES	FEDERAL CATEGORY	Total Cost of Project*	PROGRAM	PHASE	FEDERAL	MATCH	2022	2023	2024	2025	2026
Salem	40886 / 1702964	Init.	ST 1011	Road Rehabilitation (3 R/4R Standards)	South side of the Public Square to the N. Main St./SR 56 intersection. Phase 1	Seymour	.36	STBG	$2,359,154.70	Group III Program	CN	$1,585,975.00	$0.00		$1,585,975.00			
Comments:Include DES 1702964																		
Indiana Department of Transportation	42560 / 1902148	Init.	VA VARI	Small Structures & Drains Construction	Various locations (3) on SR 60 in Washington County.	Seymour	0	STBG	$3,070,957.67	Bridge Construction	CN	$496,000.00	$124,000.00		$620,000.00			
										Bridge ROW	RW	$24,000.00	$6,000.00	$30,000.00				
										Bridge Consulting	PE	$5,672.52	$1,418.13	$7,090.65				
Performance Measure Impacted: Safety																		
Comments:Include DES 1902148																		
Indiana Department of Transportation	42561 / 1902151	Init.	VA VARI	Small Structures & Drains Construction	Various locations (5) on SR 135 in Washington County.	Seymour	0	STBG	$3,070,957.67	Bridge Consulting	PE	$160,000.00	$40,000.00	$200,000.00				
										Bridge ROW	RW	$40,000.00	$10,000.00	$50,000.00				
										Bridge Construction	CN	$755,609.60	$188,902.40		$944,512.00			
Performance Measure Impacted: Safety																		
Comments:Include DES 1902151																		
Salem	42790 / 1902769	Init.	ST 6940	Road Rehabilitation (3 R/4R Standards)	South end of Bridge over West Fork of Blue River to the south side of the Public Square.	Seymour	.29	STBG	$3,492,355.52	Local Funds	CN	$0.00	$876,069.00	$2,000.00			$874,069.00	
										Group III Program	CN	$2,084,148.00	$0.00	$8,000.00			$2,076,148.00	
										Local Funds	RW	$0.00	$34,490.00			$34,490.00		
										Group III Program	RW	$137,960.00	$0.00			$137,960.00		
Comments:Include DES 1902769																		
Indiana Department of Transportation	42849 / 2000304	Init.	SR 56	Bridge Deck Overlay	bridge over Mill Creek, 02.89 W SR 60	Seymour	0	STBG	$2,831,881.00	Bridge Construction	CN	$1,968,927.20	$492,231.80			$2,461,159.00		
Performance Measure Impacted: Bridge Condition																		
Comments:Include DES 2000303, 2000309, 2000304																		
Indiana Department of Transportation	42859 / 2000102	Init.	SR 135	Bridge Thin Deck Overlay	Bridge over Hoggatt Branch, 01 .76 mile S of SR 60	Seymour	0	STBG	$495,107.00	Bridge Construction	CN	$396,085.60	$99,021.40		$495,107.00			
Performance Measure Impacted: Bridge Condition																		
Comments:Include DES 2000116, 2000102																		

*Estimated Costs left to Complete Project column is for costs that may extend beyond the four years of a STIP. This column is not fiscally constrained and is for information purposes.

SPONSOR	CONTRACT # / LEAD DES	STIP NAME	ROUTE	WORK TYPE	LOCATION	DISTRICT	MILES	FEDERAL CATEGORY	Total Cost of Project*	PROGRAM	PHASE	FEDERAL	MATCH	2022	2023	2024	2025	2026
Indiana Department of Transportation	43615 / 2100114	Init.	SR 60	Environmental Mitigation	Over West Fork Blue River Bridge mitigation site	Seymour	0	NHPP	$752,513.00	Bridge Construction	CN	$360,000.00	$90,000.00		$450,000.00			
										Bridge ROW	RW	$5,600.00	$1,400.00	$7,000.00				
Performance Measure Impacted: Congestion Mitigation and Air Quality (CMAQ)																		
Comments:Include DES 2100114																		
Salem	43661 / 2002977	Init.	ST 6940	New Road Construction	South Main Street from Beck's Mill Road to bridge over West Fork of Blue River, Phase 3	Seymour	.558	STBG	$5,359,545.00	Local Funds	CN	$0.00	$905,465.00					$905,465.00
										Local Funds	PE	$0.00	$97,240.00	$97,240.00				
										Group III Program	PE	$388,960.00	$0.00	$388,960.00				
										Group III Program	CN	$3,326,705.00	$0.00					$3,326,705.00
										Group III Program	RW	$276,816.00	$0.00		$276,816.00			
										Local Funds	RW	$0.00	$69,204.00		$69,204.00			
Performance Measure Impacted: Pavement Condition																		
Comments:Include DES 2002977																		
Indiana Department of Transportation	43746 / 2100245	Init.	SR 135	HMA Overlay, Preventive Maintenance	7.17 miles N of US 150 (Shorts Corner Rd) to 1.85 miles S of SR 60 (beginnig of Salem	Seymour	5.935	STBG	$4,468,457.00	Road ROW	RW	$8,000.00	$2,000.00				$10,000.00	
										Road Consulting	PE	$344,000.00	$86,000.00	$430,000.00				
										Road Construction	CN	$3,222,765.60	$805,691.40					$4,028,457.00
Performance Measure Impacted: Pavement Condition																		
Comments:Include DES 2100170, 2100245																		
Indiana Department of Transportation	43778 / 2101095	Init.	SR 39	Bridge Painting	over MUSCATATUCK RIVER, 00 .63 N SR 256	Seymour	.02	STBG	$396,000.00	Bridge Construction	CN	$316,800.00	$79,200.00					$396,000.00
Performance Measure Impacted: Bridge Condition																		
Comments:Include DES 2101095																		

Washington County Total

Federal: $29,012,785.12 Match :$7,682,016.78 2022: $17,435,984.65 2023: $4,872,530.25 2024: $2,743,632.00 2025: $2,986,028.00 2026: $8,656,627.00

*Estimated Costs left to Complete Project column is for costs that may extend beyond the four years of a STIP. This column is not fiscally constrained and is for information purposes.

SPONSOR	CONTRACT # / LEAD DES	STIP NAME	ROUTE	WORK TYPE	LOCATION	DISTRICT	MILES	FEDERAL CATEGORY	Total Cost of Project*	PROGRAM	PHASE	FEDERAL	MATCH	2022	2023	2024	2025	2026
Wayne County																		
Indiana Department of Transportation	1900184	Init.	I 70	Replace Superstructure	over PLUM CREEK, 02.44 E SR 1	Greenfield	0	NHPP	$250,000.00	Bridge Construction	CN	$0.00	$0.00			$0.00		
Performance Measure Impacted: Bridge Condition																		
Indiana Department of Transportation	1900185	Init.	I 70	Replace Superstructure	over PLUM CREEK, 02.44 E SR 1	Greenfield	0	NHPP	$250,000.00	Bridge Construction	CN	$0.00	$0.00			$0.00		
Performance Measure Impacted: Bridge Condition																		
Wayne County	2003063	Init.	ST 7801	Bridge Replacement	Wayne County Bridge #716 carrying Waterfall Road over West Fork Whitewater River	Greenfield	.12	STBG	$2,414,603.60	Local Funds	RW	$0.00	$16,000.00			$16,000.00		
										Local Funds	PE	$0.00	$59,760.72	$59,760.72				
										Local Funds	CN	$0.00	$407,160.00					$407,160.00
										Group IV Program	CN	$1,628,640.00	$0.00					$1,628,640.00
										Group IV Program	RW	$64,000.00	$0.00			$64,000.00		
										Group IV Program	PE	$239,042.88	$0.00	$239,042.88				
Performance Measure Impacted: Bridge Condition																		
Wayne County	2100103	Init.	IR 1001	Bridge Inspections	Countywide Bridge Inspection and Inventory Program for Cycle Years 2022-2025	Greenfield	0	STBG	$376,203.00	Local Funds	PE	$0.00	$75,241.00	$38,330.00	$1,858.00	$33,331.00	$1,722.00	
										Local Bridge Program	PE	$300,962.00	$0.00	$153,321.00	$7,433.00	$133,322.00	$6,886.00	
Performance Measure Impacted: Bridge Condition																		
Indiana Department of Transportation	41107 / 1800749	Init.	SR 121	HMA Overlay, Preventive Maintenance	from SR 227 to 3.76 Mi. E. of SR 227(Indiana/Ohio State Line)	Greenfield	3.759	STBG	$3,428,124.00	Road Consulting	PE	$16,000.00	$4,000.00	$20,000.00				
Performance Measure Impacted: Pavement Condition																		
Comments:Include DES 1600895, 1601945, 1700894, 1800749																		
Richmond	41309 / 1702769	Init.	ST 1009	Bike/Pedestrian Facilities	E. Main from 7th to 10th,Ft. Wayne Ave from 7th to N. E, N. "E" from 7th to 10th	Greenfield	.439	STBG	$3,250,955.00	Local Funds	RW	$0.00	$8,242.00	$8,242.00				
										Local Transportation Alternatives	RW	$32,968.00	$0.00	$32,968.00				
										Local Transportation Alternatives	CN	$2,244,000.00	$0.00	$2,244,000.00				
										Local Funds	CN	$0.00	$561,000.00	$561,000.00				
Performance Measure Impacted: Reliability and Freight Reliability																		
Comments:Include DES 1702769																		

*Estimated Costs left to Complete Project column is for costs that may extend beyond the four years of a STIP. This column is not fiscally constrained and is for information purposes.

SPONSOR	CONTRACT # / LEAD DES	STIP NAME	ROUTE	WORK TYPE	LOCATION	DISTRICT	MILES	FEDERAL CATEGORY	Total Cost of Project*	PROGRAM	PHASE	FEDERAL	MATCH	2022	2023	2024	2025	2026
Indiana Department of Transportation	41509 / 1702903	Init.	US 40	HMA Overlay Minor Structural	US 40, 0.49 mi W of US 27 NB (3rd St) to 0.58 mi E of US 27 NB (16th St) (WB One-way pr	Greenfield	1.069	NHPP	$1,062,334.00	Road ROW	RW	$48,000.00	$12,000.00	$60,000.00				
										Road Construction	CN	$540,000.00	$135,000.00		$675,000.00			
Performance Measure Impacted: Pavement Condition																		
Comments:Include DES 1702903																		
Indiana Department of Transportation	41510 / 1702941	Init.	US 27	Bridge Replacement	OVER N&S RR, 5 STREETS, 00. 30 miles N of US 40 WB	Greenfield	0	NHPP	$13,462,520.00	Bridge ROW	RW	$240,000.00	$60,000.00	$300,000.00				
										Bridge Construction	CN	$8,860,000.00	$2,215,000.00		$11,075,000.00			
Performance Measure Impacted: Bridge Condition																		
Comments:Include DES 1702941																		
Indiana Department of Transportation	41801 / 1802056	Init.	US 35	Signing Installation / Repair	Curve Warning Signs US 35 from Richmond to Muncie	Greenfield	33.58	Safety	$84,000.00	Safety Construction	CN	$66,600.00	$7,400.00	$74,000.00				
Performance Measure Impacted: Safety																		
Comments:Include DES 1802056																		
Indiana Department of Transportation	41885 / 1802064	Init.	US 40	Traffic Signal Visibility Improvements	Lane Realignment *Signal Visibility Funds US 40 at Elks Rd/S 37th St	Greenfield	0	STBG	$57,000.00	Safety Construction	CN	$40,000.00	$10,000.00	$50,000.00				
Performance Measure Impacted: Safety																		
Comments:Include DES 1802064																		
Wayne County	42068 / 1802930	Init.	ST 4780	Bridge Rehabilitation Or Repair	Bridge #701 carrying South "G" Street over E Fork Whitewater River	Greenfield	.18	STBG	$3,098,200.00	Local Funds	CN	$0.00	$527,500.00			$527,500.00		
										Local Bridge Program	CN	$2,110,000.00	$0.00			$2,110,000.00		
										Local Funds	RW	$0.00	$10,000.00		$10,000.00			
										Local Bridge Program	RW	$40,000.00	$0.00		$40,000.00			
Performance Measure Impacted: Bridge Condition																		
Comments:Include DES 1802930																		
Wayne County	42069 / 1802936	Init.	IR 2225	Bridge Replacement	Bridge #149 carrying Fountain City Pike over Nolands Fork	Greenfield	.07	STBG	$1,887,804.00	Local Bridge Program	CN	$1,144,000.00	$0.00			$1,144,000.00		
										Local Bridge Program	RW	$40,000.00	$0.00		$40,000.00			
										Local Funds	RW	$0.00	$10,000.00		$10,000.00			
										Local Funds	CN	$0.00	$286,000.00			$286,000.00		
Performance Measure Impacted: Bridge Condition																		

*Estimated Costs left to Complete Project column is for costs that may extend beyond the four years of a STIP. This column is not fiscally constrained and is for information purposes.

SPONSOR	CONTRACT # / LEAD DES	STIP NAME	ROUTE	WORK TYPE	LOCATION	DISTRICT	MILES	FEDERAL CATEGORY	Total Cost of Project*	PROGRAM	PHASE	FEDERAL	MATCH	2022	2023	2024	2025	2026
Comments:Include DES 1802936																		
Wayne County	42072 / 1802934	Init.	ST 3154	Bridge Replacement	Bridge #720 carrying Bridge Avenue over W Fork of Whitewater River	Greenfield	.07	STBG	$1,989,040.00	Local Bridge Program	CN	$1,232,000.00	$0.00			$1,232,000.00		
										Local Funds	CN	$0.00	$308,000.00			$308,000.00		
										Local Bridge Program	RW	$40,000.00	$0.00		$40,000.00			
										Local Funds	RW	$0.00	$10,000.00		$10,000.00			
Performance Measure Impacted: Bridge Condition																		
Comments:Include DES 1802934																		
Indiana Department of Transportation	42262 / 1901510	Init.	US 27	HMA Overlay, Preventive Maintenance	1.46 mi N of I-70 to 5.72 mi N of I-70 (SCL Fountain City)	Greenfield	4.26	NHPP	$2,000,700.00	Bridge Construction	CN	$271,200.00	$67,800.00	$339,000.00				
										Road Construction	CN	$1,208,800.00	$302,200.00	$1,511,000.00				
Performance Measure Impacted: Pavement Condition																		
Comments:Include DES 1901536, 1901510																		
Indiana Department of Transportation	42267 / 1900219	Init.	I 70	Small Structure Pipe Lining	I over , 3.929 E WAYNE/HENRY LINE	Greenfield	0	NHPP	$858,000.00	Bridge Construction	CN	$578,700.00	$64,300.00			$643,000.00		
										Bridge ROW	RW	$13,500.00	$1,500.00	$15,000.00				
Performance Measure Impacted: Safety																		
Comments:Include DES 1900219																		
Indiana Department of Transportation	42270 / 1900190	Init.	SR 1	Small Structure Replacement	1.252 N US 40	Greenfield	0	STBG	$947,288.00	Bridge ROW	RW	$12,000.00	$3,000.00	$15,000.00				
										Bridge Construction	CN	$477,960.00	$119,490.00			$597,450.00		
Performance Measure Impacted: Bridge Condition																		
Comments:Include DES 1900228, 1900190																		
Indiana Department of Transportation	42341 / 1900197	Init.	SR 227	Small Structure Replacement	, 2.339 N UNION/WAYNE LINE	Greenfield	0	STBG	$374,400.00	Bridge ROW	RW	$12,000.00	$3,000.00	$15,000.00				
										Bridge Construction	CN	$197,600.00	$49,400.00			$247,000.00		
Performance Measure Impacted: Bridge Condition																		
Comments:Include DES 1900197																		
Indiana Department of Transportation	42344 / 1900210	Init.	SR 38	Small Structure Replacement	SR over , 0.027 E HENRY/WAYNE LINE	Greenfield	0	STBG	$551,000.00	Bridge Construction	CN	$324,800.00	$81,200.00			$406,000.00		
										Bridge ROW	RW	$12,000.00	$3,000.00	$15,000.00				

*Estimated Costs left to Complete Project column is for costs that may extend beyond the four years of a STIP. This column is not fiscally constrained and is for information purposes.

SPONSOR	CONTRACT # / LEAD DES	STIP NAME	ROUTE	WORK TYPE	LOCATION	DISTRICT	MILES	FEDERAL CATEGORY	Total Cost of Project*	PROGRAM	PHASE	FEDERAL	MATCH	2022	2023	2024	2025	2026
Performance Measure Impacted: Bridge Condition																		
Comments:Include DES 1900210																		
Wayne County	42774 / 1902806	Init.	IR 2219	Bridge Replacement	Wayne Co Bridge #191 carrying Heiney Rd over Whitewater River	Greenfield	.11	STBG	$1,772,718.00	Local Funds	RW	$0.00	$10,000.00			$10,000.00		
										Local Funds	CN	$0.00	$286,000.00				$286,000.00	
										Local Bridge Program	CN	$1,144,000.00	$0.00				$1,144,000.00	
										Local Bridge Program	RW	$40,000.00	$0.00			$40,000.00		
Performance Measure Impacted: Bridge Condition																		
Comments:Include DES 1902806																		
Wayne County	42793 / 1902802	Init.	IR 2232	Bridge Replacement	Wayne County Bridge 76 carrying Sample Road over Greensfork	Greenfield	.07	STBG	$1,709,228.00	Local Bridge Program	CN	$1,144,000.00	$0.00				$1,144,000.00	
										Local Funds	CN	$0.00	$286,000.00				$286,000.00	
										Local Funds	RW	$0.00	$10,000.00			$10,000.00		
										Local Bridge Program	RW	$40,000.00	$0.00			$40,000.00		
Performance Measure Impacted: Bridge Condition																		
Comments:Include DES 1902802																		
Wayne County	42794 / 1902799	Init.	ST 6720	Bridge Rehabilitation Or Repair	Wayne County Bridge #705 carrying Richmond Avenue over E Fork Whitewater River	Greenfield	.16	STBG	$3,444,700.00	Local Funds	RW	$0.00	$20,000.00		$10,000.00	$10,000.00		
										Local Funds	CN	$0.00	$1,089,000.00		$20,000.00		$1,069,000.00	
										Local Bridge Program	RW	$40,000.00	$0.00			$40,000.00		
										Local Bridge Program	CN	$1,976,000.00	$0.00				$1,976,000.00	
Performance Measure Impacted: Bridge Condition																		
Comments:Include DES 2001586, 1902799																		
Indiana Department of Transportation	43055 / 2000562	Init.	SR 227	HMA Overlay, Preventive Maintenance	from SR 121 to 4.44 mi N of SR 121 (SCL Middleboro)	Greenfield	4.43	STBG	$5,894,729.00	Bridge Construction	CN	$189,344.00	$47,336.00		$236,680.00			
										Bridge ROW	RW	$19,200.00	$4,800.00	$24,000.00				
										Road Construction	CN	$4,083,239.20	$1,020,809.80		$5,104,049.00			
Performance Measure Impacted: Pavement Condition																		

*Estimated Costs left to Complete Project column is for costs that may extend beyond the four years of a STIP. This column is not fiscally constrained and is for information purposes.

SPONSOR	CONTRACT # / LEAD DES	STIP NAME	ROUTE	WORK TYPE	LOCATION	DISTRICT	MILES	FEDERAL CATEGORY	Total Cost of Project*	PROGRAM	PHASE	FEDERAL	MATCH	2022	2023	2024	2025	2026
Comments:Include DES 2000427, 2000563, 2000564, 2000565, 2000566, 2000562																		
Indiana Department of Transportation	43064 / 1800741	Init.	I 70	Concrete Pavement Restoration (CPR)	from 7.65 mi. E of SR 1,(0.31 Mi . W of Centerville Rd) to 0.62 miles W of US 27	Greenfield	5.488	NHPP	$6,169,197.00	Road Construction	CN	$5,138,277.30	$570,919.70		$5,709,197.00			
Performance Measure Impacted: Pavement Condition																		
Comments:Include DES 1800741																		
Indiana Department of Transportation	43077 / 2000561	Init.	SR 227	HMA Overlay, Preventive Maintenance	2.84 mi S of US 27 S junct (CS X RR) to US 27 S junct	Greenfield	2.84	STBG	$1,252,027.00	Road Construction	CN	$729,461.60	$182,365.40		$911,827.00			
										Road Consulting	PE	$19,200.00	$4,800.00	$24,000.00				
Performance Measure Impacted: Pavement Condition																		
Comments:Include DES 2000561																		
Indiana Department of Transportation	43091 / 2000483	Init.	SR 38	Bridge Thin Deck Overlay	over LONG CREEK, 01.49 W US 35	Greenfield	0	STBG	$102,518.00	Bridge Construction	CN	$82,014.40	$20,503.60				$102,518.00	
Performance Measure Impacted: Bridge Condition																		
Comments:Include DES 2000483																		
Indiana Department of Transportation	43092 / 2000507	Init.	US 35	Bridge Deck Overlay	over MORGAN CREEK, 06.00 S SR 1	Greenfield	0	STBG	$619,924.00	Bridge Construction	CN	$303,459.20	$75,864.80				$379,324.00	
										Bridge ROW	RW	$16,000.00	$4,000.00	$20,000.00				
Performance Measure Impacted: Bridge Condition																		
Comments:Include DES 2000507																		
Indiana Department of Transportation	43126 / 2000558	Init.	SR 1	HMA Overlay, Preventive Maintenance	0.16 mi N of Br over I-70 to SR 38	Greenfield	3.78	STBG	$4,056,502.00	Road ROW	RW	$112,000.00	$28,000.00	$140,000.00				
										Road Construction	CN	$2,719,676.00	$679,919.00	$10,000.00	$3,389,595.00			
Performance Measure Impacted: Pavement Condition																		
Comments:Include DES 2000580, 2000558																		
Indiana Department of Transportation	43375 / 2002424	Init.	I 70	Pavement Replacement	1.12 mi W of SR 1 to 7.65 mi E of SR 1 (0.31 mi W of Centerville Rd)	Greenfield	8.773	NHPP	$438,661,380.00	Road Construction	CN	$97,245,000.00	$10,805,000.00				$8,000,000.00	$100,050,000.00
										Road Consulting	PE	$7,200,000.00	$800,000.00	$8,000,000.00				
										Bridge Construction	CN	$114,060,600.00	$12,673,400.00				$44,626,000.00	$82,108,000.00
										Mobility Construction	CN	$175,572,000.00	$19,508,000.00				$89,000,000.00	$106,080,000.00
Performance Measure Impacted: Pavement Condition																		
Comments:Include DES 2002422, 2002423, 2002425, 2002426, 2002427, 2002428, 2002429, 2002430, 2002431, 2002432, 2002433, 2002434, 2002436, 2002437, 2002438, 2002439, 2002440, 2002441, 2002442, 2002443, 2002444, 2002445, 2002446, 2002447, 2002448, 2002449, 2002450, 2002451, 2002452, 2002453, 2002454, 2002455, 2002456, 2002457, 2002458, 2002484, 2002485, 2002564, 2002565, 2002566, 2002567, 2002568, 2002569, 2002570, 2002571, 2002573, 2002574, 2002575, 2101324, 2002424																		

*Estimated Costs left to Complete Project column is for costs that may extend beyond the four years of a STIP. This column is not fiscally constrained and is for information purposes.

SPONSOR	CONTRACT # / LEAD DES	STIP NAME	ROUTE	WORK TYPE	LOCATION	DISTRICT	MILES	FEDERAL CATEGORY	Total Cost of Project*	PROGRAM	PHASE	FEDERAL	MATCH	2022	2023	2024	2025	2026
Indiana Department of Transportation	43404 / 2002287	Init.	US 35	Small Structure Replacement	2.878 mi. N of SR 38	Greenfield	0	STBG	$822,429.00	Bridge Construction	CN	$451,463.20	$112,865.80				$564,329.00	
Performance Measure Impacted: Bridge Condition																		
Comments:Include DES 2002288, 2002287																		
Indiana Department of Transportation	43546 / 2002078	Init.	SR 227	Bridge Deck Replacement	over CSX RR, 2.87 mi. S of US 27	Greenfield	0	STBG	$1,486,733.00	Bridge Construction	CN	$957,686.40	$239,421.60	$20,000.00			$1,177,108.00	
Performance Measure Impacted: Bridge Condition																		
Comments:Include DES 2002078																		
Indiana Department of Transportation	43548 / 2001855	Init.	SR 1	HMA Overlay, Preventive Maintenance	US 40 to 0.16 mi N of Br over I-70	Greenfield	3.053	STBG	$1,680,615.00	Road Construction	CN	$1,344,492.00	$336,123.00				$1,680,615.00	
Performance Measure Impacted: Pavement Condition																		
Comments:Include DES 2001855																		
Indiana Department of Transportation	43706 / 2101082	Init.	I 70	ITS Communications Systems	Connect field devices at each interchange to I-70 Permit Fiber on I-70 from SR 109 to US 40	Greenfield	41.03	NHPP	$400,420.00	Statewide Consulting	PE	$67,500.00	$7,500.00			$75,000.00		
										Statewide Construction	CN	$975,504.60	$108,389.40				$1,083,894.00	
Performance Measure Impacted: Congestion Mitigation and Air Quality (CMAQ)																		
Comments:Include DES 2101082																		
Indiana Department of Transportation	43884 / 2100205	Init.	US 27	HMA Overlay, Preventive Maintenance	5.72 mi N of I-70 (SCL Fountain City) to 6.43 mi N of I-70 (NCL Fountain City)	Greenfield	.72	NHPP	$1,532,353.00	Bridge ROW	RW	$8,000.00	$2,000.00			$10,000.00		
										Road Construction	CN	$587,749.60	$146,937.40					$734,687.00
										Road Consulting	PE	$200,000.00	$50,000.00	$250,000.00				
										Bridge Consulting	PE	$140,000.00	$35,000.00	$175,000.00				
										Bridge Construction	CN	$250,132.80	$62,533.20			$20,000.00		$292,666.00
										Road ROW	RW	$40,000.00	$10,000.00			$50,000.00		
Performance Measure Impacted: Pavement Condition																		
Comments:Include DES 2100818, 2100205																		
Indiana Department of Transportation	43910 / 2100277	Init.	SR 227	Small Structures & Drains Construction	SR 227, 4.34 MI N of I-70	Greenfield	3.257	STBG	$470,000.00	Road Consulting	PE	$128,000.00	$32,000.00	$160,000.00				
										Road ROW	RW	$8,000.00	$2,000.00			$10,000.00		
										Bridge Construction	CN	$240,000.00	$60,000.00					$300,000.00
Performance Measure Impacted: Safety																		

*Estimated Costs left to Complete Project column is for costs that may extend beyond the four years of a STIP. This column is not fiscally constrained and is for information purposes.

SPONSOR	CONTRACT # / LEAD DES	STIP NAME	ROUTE	WORK TYPE	LOCATION	DISTRICT	MILES	FEDERAL CATEGORY	Total Cost of Project*	PROGRAM	PHASE	FEDERAL	MATCH	2022	2023	2024	2025	2026
Comments:Include DES 2100279, 2100277																		
Indiana Department of Transportation	43934 / 2100575	Init.	SR 38	Bridge Painting	SR 38, GREENS FORK 5.55 MI E SR 1	Greenfield	0	STBG	$668,300.00	Bridge Consulting	PE	$120,000.00	$30,000.00	$150,000.00				
										Bridge Construction	CN	$398,640.00	$99,660.00					$498,300.00
										District Other ROW	RW	$8,000.00	$2,000.00			$10,000.00		
										Bridge ROW	RW	$8,000.00	$2,000.00			$10,000.00		
Performance Measure Impacted: Bridge Condition																		
Comments:Include DES 2100574, 2100575																		
Indiana Department of Transportation	43943 / 2100206	Init.	US 35	HMA Overlay, Preventive Maintenance	6.00 mi N of SR 38 (SCL Williamsburg) to 6.24 mi N of SR 38 (NCL Williamsburg)	Greenfield	.25	STBG	$475,189.00	Road Consulting	PE	$160,000.00	$40,000.00	$200,000.00				
										Road ROW	RW	$32,000.00	$8,000.00			$40,000.00		
										Road Construction	CN	$188,151.20	$47,037.80					$235,189.00
Performance Measure Impacted: Pavement Condition																		
Comments:Include DES 2100206																		
Indiana Department of Transportation	43946 / 2100217	Init.	US 40	HMA Overlay, Preventive Maintenance	1.19 mi E of SR 1 (ECL East Germantown) to 7.88 mi E of SR 1 (WCL Centerville)	Greenfield	6.685	STBG	$4,409,418.00	Road Consulting	PE	$320,000.00	$80,000.00	$400,000.00				
										Road Construction	CN	$3,207,534.40	$801,883.60					$4,009,418.00
Performance Measure Impacted: Pavement Condition																		
Comments:Include DES 2100217																		
Indiana Department of Transportation	43948 / 2100567	Init.	US 35	Bridge Deck Replacement	US 35, WHITEWATER RIVER 0.1 1 MI S SR 1	Greenfield	0	STBG	$2,592,400.00	Bridge ROW	RW	$12,000.00	$3,000.00			$15,000.00		
										Bridge Construction	CN	$1,701,920.00	$425,480.00					$2,127,400.00
										Bridge Consulting	PE	$360,000.00	$90,000.00	$450,000.00				
Performance Measure Impacted: Bridge Condition																		
Comments:Include DES 2100567																		

Wayne County Total

Federal: $445,823,018.78 Match :$56,377,743.82 2022: $15,773,664.60 2023: $27,290,639.00 2024: $8,137,603.00 2025: $152,527,396.00 2026: $298,471,460.00

*Estimated Costs left to Complete Project column is for costs that may extend beyond the four years of a STIP. This column is not fiscally constrained and is for information purposes.

SPONSOR	CONTRACT # / LEAD DES	STIP NAME	ROUTE	WORK TYPE	LOCATION	DISTRICT	MILES	FEDERAL CATEGORY	Total Cost of Project*	PROGRAM	PHASE	FEDERAL	MATCH	2022	2023	2024	2025	2026
Wells County																		
Indiana Department of Transportation	1900653	Init.	SR 301	Relinquishments/Road Transfer	From SR 124 to US 224.	Fort Wayne	6.1	STBG	$3,000,000.00	Route Transfer/relinquishment	CN	$800,000.00	$200,000.00	$1,000,000.00				
Performance Measure Impacted: Safety																		
Wells County	1902082	Init.	IR 1001	Bridge Inspections	Countywide Bridge Inspection and Inventory Program for Cycle Years 2021-2024	Fort Wayne	0	STBG	$349,145.00	Local Funds	PE	$0.00	$69,829.00	$28,539.40	$12,472.20	$22,605.00	$6,212.40	
										Local Bridge Program	PE	$279,316.00	$0.00	$114,157.60	$49,888.80	$90,420.00	$24,849.60	
Performance Measure Impacted: Bridge Condition																		
Ossian	2100455	Init.	MS NA	Pavement Replacement	GREENWOOD TRAIL from Countryside Drive to Woodcreek Drive	Fort Wayne	0	STBG	$710,770.00	Local Funds	CN	$0.00	$177,692.50	$177,692.50				
										Community Crossing Grant Fund	CN	$533,077.50	$0.00	$533,077.50				
Performance Measure Impacted: Pavement Condition																		
Wells County	2100537	Init.	MS NA	Bridge Rehabilitation Or Repair	Bridge NBI # 9000076 located at Hoosier Highway	Fort Wayne	0	STBG	$783,876.87	Local Funds	CN	$0.00	$195,969.22	$195,969.22				
										Community Crossing Grant Fund	CN	$587,907.65	$0.00	$587,907.65				
Performance Measure Impacted: Bridge Condition																		
Wells County	41155 / 1702735	Init.	IR 1015	Bridge Rehabilitation Or Repair	Bridge 106 on CR 100N over Rock Creek	Fort Wayne	.2	STBG	$1,857,020.00	Local Bridge Program	CN	$1,252,800.00	$0.00		$1,252,800.00			
										Local Funds	CN	$0.00	$313,200.00		$313,200.00			
										Local Bridge Program	RW	$24,400.00	$0.00	$24,400.00				
										Local Funds	RW	$0.00	$6,100.00	$6,100.00				
Performance Measure Impacted: Bridge Condition																		
Comments:Include DES 1702735																		
Indiana Department of Transportation	41553 / 1800222	Init.	SR 116	Curve Correction	From 4.08 Miles East of SR 1 to 4.46 Miles East of SR 1	Fort Wayne	.396	STBG	$2,301,294.00	District Other Construction	CN	$1,179,234.40	$294,808.60		$1,474,043.00			
										Road ROW	RW	$8,400.00	$2,100.00	$10,500.00				
										Road Construction	CN	$250,120.80	$62,530.20		$312,651.00			
Performance Measure Impacted: Safety																		
Comments:Include DES 1800222																		
Indiana Department of Transportation	41561 / 1800051	Init.	SR 3	Bridge Replacement, Other Construction	Bridge Over Prairie Creek, 2.46 Miles North of SR 18.	Fort Wayne	.1	STBG	$1,494,938.00	Bridge Construction	CN	$781,998.40	$195,499.60		$977,498.00			

*Estimated Costs left to Complete Project column is for costs that may extend beyond the four years of a STIP. This column is not fiscally constrained and is for information purposes.

SPONSOR	CONTRACT # / LEAD DES	STIP NAME	ROUTE	WORK TYPE	LOCATION	DISTRICT	MILES	FEDERAL CATEGORY	Total Cost of Project*	PROGRAM	PHASE	FEDERAL	MATCH	2022	2023	2024	2025	2026
Indiana Department of Transportation	41561 / 1800051	Init.	SR 3	Bridge Replacement, Other Construction	Bridge Over Prairie Creek, 2.46 Miles North of SR 18.	Fort Wayne	.1	STBG	$1,494,938.00	Bridge ROW	RW	$16,000.00	$4,000.00	$20,000.00				
Comments:Include DES 1800051																		
Wells County	41852 / 1900838	Init.	IR 1003	Railroad Crossing Removal	Rerouting of Hoosier HWY in Wells Co. to connect to Adams St. at Bluffton City Limits	Fort Wayne	0	STBG	$7,899,412.35	Local Funds	RW	$0.00	$107,800.00	$107,800.00				
										Statewide ROW	RW	$382,200.00	$0.00	$382,200.00				
										Group IV Program	CN	$4,851,635.99	$0.00		$4,851,635.99			
										Statewide Consulting	CN	$160,878.00	$0.00		$160,878.00			
										Local Funds	CN	$0.00	$1,213,788.36		$1,213,788.36			
Performance Measure Impacted: Transit																		
Comments:Include DES 1900838																		
Indiana Department of Transportation	41874 / 1800677	Init.	SR 218	HMA Overlay, Preventive Maintenance	From SR 3 to SR 1	Fort Wayne	11.607	STBG	$9,668,529.00	Bridge Construction	CN	$1,299,229.60	$324,807.40	$1,624,037.00				
										Road Construction	CN	$4,686,688.80	$1,171,672.20	$5,858,361.00				
										Bridge ROW	RW	$44,000.00	$11,000.00	$55,000.00				
										District Other Construction	CN	$629,236.00	$157,309.00	$786,545.00				
Performance Measure Impacted: Pavement Condition																		
Comments:Include DES 1383558, 1383560, 1383561, 1383564, 1383678, 1600501, 1900621, 2002417, 1800677																		
Wells County	41949 / 1802955	Init.	IR 4701	New Road Construction	County Home Road and CR 450 East Realignment	Fort Wayne	.5	STBG	$4,377,250.50	Group IV Program	RW	$233,984.00	$0.00	$233,984.00				
										Local Funds	RW	$0.00	$58,496.00	$58,496.00				
										Group IV Program	CN	$2,960,794.00	$0.00			$2,960,794.00		
										Local Funds	CN	$0.00	$740,198.50			$740,198.50		
Performance Measure Impacted: Pavement Condition																		
Comments:Include DES 1802955																		
Indiana Department of Transportation	42383 / 1900035	Init.	SR 1	Replace Superstructure	Over Eight Mile Creek, 2.95 Miles North of US 224	Fort Wayne	.11	STBG	$1,734,685.00	Bridge ROW	RW	$32,000.00	$8,000.00	$40,000.00				

*Estimated Costs left to Complete Project column is for costs that may extend beyond the four years of a STIP. This column is not fiscally constrained and is for information purposes.

SPONSOR	CONTRACT # / LEAD DES	STIP NAME	ROUTE	WORK TYPE	LOCATION	DISTRICT	MILES	FEDERAL CATEGORY	Total Cost of Project*	PROGRAM	PHASE	FEDERAL	MATCH	2022	2023	2024	2025	2026
Indiana Department of Transportation	42383 / 1900035	Init.	SR 1	Replace Superstructure	Over Eight Mile Creek, 2.95 Miles North of US 224	Fort Wayne	.11	STBG	$1,734,685.00	Bridge Construction	CN	$938,228.00	$234,557.00	$25,000.00		$1,147,785.00		
										Bridge Consulting	PE	$153,520.00	$38,380.00	$191,900.00				
Performance Measure Impacted: Bridge Condition																		
Comments:Include DES 1900035																		
Indiana Department of Transportation	42384 / 1800161	Init.	SR 124	HMA Overlay Minor Structural	From SR 3 to SR 116 North Jct.	Fort Wayne	11.249	STBG	$7,033,186.00	Bridge ROW	RW	$28,000.00	$7,000.00	$35,000.00				
										Road Construction	CN	$4,620,216.00	$1,155,054.00			$5,775,270.00		
										Bridge Construction	CN	$381,884.80	$95,471.20	$15,000.00		$462,356.00		
Performance Measure Impacted: Pavement Condition																		
Comments:Include DES 1900085, 1800161																		
Indiana Department of Transportation	42386 / 1900053	Init.	SR 218	Bridge Replacement, Other Construction	0.68 Miles East of SR 1, Carries Johns Ditch	Fort Wayne	.1	STBG	$1,297,785.00	Bridge Construction	CN	$918,228.00	$229,557.00			$1,147,785.00		
Comments:Include DES 1900053																		
Indiana Department of Transportation	42387 / 1900038	Init.	SR 3	Bridge Replacement, Other Construction	1.32 Miles South of SR 218.	Fort Wayne	.1	STBG	$3,757,391.00	Bridge Construction	CN	$2,617,912.80	$654,478.20	$25,000.00		$3,247,391.00		
										Bridge ROW	RW	$32,000.00	$8,000.00	$40,000.00				
Comments:Include DES 1900038																		
Wells County	42781 / 1902843	Init.	IR 1514	Bridge Replacement	Bridge 105: on CR 200N over Rock Creek	Fort Wayne	.1	STBG	$1,406,250.00	Local Funds	CN	$0.00	$281,250.00			$281,250.00		
										Local Bridge Program	CN	$1,125,000.00	$0.00			$1,125,000.00		
Performance Measure Impacted: Bridge Condition																		
Comments:Include DES 1902843																		
Wells County	42782 / 1902844	Init.	IR 6380	Bridge Replacement	Bridge 51: on CR 300W over Scuffle Creek	Fort Wayne	.1	STBG	$1,329,780.00	Local Bridge Program	CN	$914,000.00	$0.00				$914,000.00	
										Local Bridge Program	RW	$40,000.00	$0.00	$40,000.00				
										Local Funds	CN	$0.00	$228,500.00				$228,500.00	
										Local Funds	RW	$0.00	$10,000.00	$10,000.00				
Performance Measure Impacted: Bridge Condition																		

*Estimated Costs left to Complete Project column is for costs that may extend beyond the four years of a STIP. This column is not fiscally constrained and is for information purposes.

SPONSOR	CONTRACT # / LEAD DES	STIP NAME	ROUTE	WORK TYPE	LOCATION	DISTRICT	MILES	FEDERAL CATEGORY	Total Cost of Project*	PROGRAM	PHASE	FEDERAL	MATCH	2022	2023	2024	2025	2026
Comments:Include DES 1902844																		
Wells County	42783 / 1902846	Init.	IR 6360	Replace Superstructure	Bridge 54: on CR 600W over Salamonie River	Fort Wayne	.144	STBG	$3,534,000.00	Local Bridge Program	CN	$2,827,200.00	$0.00			$2,827,200.00		
										Local Funds	CN	$0.00	$706,800.00			$706,800.00		
Performance Measure Impacted: Bridge Condition																		
Comments:Include DES 1902846																		
Indiana Department of Transportation	43321 / 2002246	Init.	SR 116	Small Structure Replacement	Large Culvert over GRIFFIN DITCH, 1.60 Miles East of SR 3.	Fort Wayne	0	STBG	$6,052,150.00	Bridge Construction	CN	$3,477,359.20	$869,339.80				$4,346,699.00	
										Bridge ROW	RW	$148,000.00	$37,000.00			$185,000.00		
										Bridge Consulting	PE	$1,216,360.80	$304,090.20	$1,520,451.00				
Performance Measure Impacted: Bridge Condition																		
Comments:Include DES 2002243, 2002244, 2002245, 2002248, 2002250, 2002251, 2002246																		
Indiana Department of Transportation	43322 / 2002222	Init.	SR 1	Small Structure Replacement	Large Culvert over ALLEN MELLET DITCH, 4.44 N US 224.	Fort Wayne	0	STBG	$3,659,223.00	Bridge Consulting	PE	$745,268.00	$186,317.00	$931,585.00				
										Bridge ROW	RW	$128,000.00	$32,000.00			$160,000.00		
										Bridge Construction	CN	$2,054,110.40	$513,527.60				$2,567,638.00	
Performance Measure Impacted: Bridge Condition																		
Comments:Include DES 2002264, 2002265, 2002266, 2002267, 2002222																		
Indiana Department of Transportation	43463 / 2000958	Init.	SR 116	Bridge Deck Overlay	Bridge over Markley Ditch, 0.97 miles E of SR 1.	Fort Wayne	0	STBG	$787,916.00	Bridge Construction	CN	$512,732.80	$128,183.20			$640,916.00		
Performance Measure Impacted: Bridge Condition																		
Comments:Include DES 2000928, 2000958																		
Indiana Department of Transportation	43510 / 1800156	Init.	SR 218	Bridge Replacement, Other Construction	Bridge Over Rock Creek, 2.16 Miles West of SR 1.	Fort Wayne	.608	STBG	$1,027,563.00	Bridge Construction	CN	$676,450.40	$169,112.60		$845,563.00			
										Bridge ROW	RW	$24,000.00	$6,000.00	$30,000.00				
Comments:Include DES 1800156																		
Wells County	43624 / 2003072	Init.	IR 7921	Bridge Replacement	Bridge 71 over Rock Creek on CR 200W; Approx. .13 Mi E of S 300 W or .85 mi W of S 200	Fort Wayne	.1	STBG	$2,141,730.00	Local Funds	RW	$0.00	$8,000.00			$8,000.00		
										Local Bridge Program	RW	$32,000.00	$0.00			$32,000.00		
										Local Funds	CN	$0.00	$386,640.00					$386,640.00

*Estimated Costs left to Complete Project column is for costs that may extend beyond the four years of a STIP. This column is not fiscally constrained and is for information purposes.

SPONSOR	CONTRACT # / LEAD DES	STIP NAME	ROUTE	WORK TYPE	LOCATION	DISTRICT	MILES	FEDERAL CATEGORY	Total Cost of Project*	PROGRAM	PHASE	FEDERAL	MATCH	2022	2023	2024	2025	2026
Wells County	43624 / 2003072	Init.	IR 7921	Bridge Replacement	Bridge 71 over Rock Creek on CR 200W; Approx. .13 Mi E of S 300 W or .85 mi W of S 200	Fort Wayne	.1	STBG	$2,141,730.00	Local Funds	PE	$0.00	$52,500.00	$52,500.00				
										Local Bridge Program	CN	$1,546,260.00	$0.00					$1,546,260.00
										Local Bridge Program	PE	$210,000.00	$0.00	$210,000.00				
Performance Measure Impacted: Bridge Condition																		
Comments:Include DES 2003072																		
Wells County	43625 / 2003077	Init.	IR 7902	HMA Overlay, Structural	CR 200 South from Adams Street to Hoosier Highway/Clark Street	Fort Wayne	.685	STBG	$5,973,184.00	Group IV Program	RW	$153,072.00	$0.00			$153,072.00		
										Group IV Program	PE	$354,044.00	$0.00	$354,044.00				
										Local Funds	RW	$0.00	$38,268.00			$38,268.00		
										Group IV Program	CN	$4,692,752.00	$0.00				$1,187,016.00	$3,505,736.00
										Local Funds	CN	$0.00	$474,667.00				$296,754.00	$177,913.00
										Local Funds	PE	$0.00	$88,511.00	$88,511.00				
Performance Measure Impacted: Pavement Condition																		
Comments:Include DES 2003077																		
Indiana Department of Transportation	43797 / 2100676	Init.	SR 124	Bridge Deck Overlay	Bridge over WABASH RIVER, 00.34 Mile West of SR 116.	Fort Wayne	0	STBG	$2,176,300.00	Bridge Construction	CN	$1,532,080.00	$383,020.00					$1,915,100.00
										Bridge Consulting	PE	$208,960.00	$52,240.00	$261,200.00				
Performance Measure Impacted: Bridge Condition																		
Comments:Include DES 2100745, 2100676																		

Wells County Total

Federal: $53,301,540.34 Match :$12,693,264.38 2022: $15,674,957.87 2023: $11,464,418.35 2024: $21,752,110.50 2025: $9,571,669.00 2026: $7,531,649.00

*Estimated Costs left to Complete Project column is for costs that may extend beyond the four years of a STIP. This column is not fiscally constrained and is for information purposes.

SPONSOR	CONTRACT # / LEAD DES	STIP NAME	ROUTE	WORK TYPE	LOCATION	DISTRICT	MILES	FEDERAL CATEGORY	Total Cost of Project*	PROGRAM	PHASE	FEDERAL	MATCH	2022	2023	2024	2025	2026
White County																		
White County	1592166	Init.	VA VARI	Bridge Inspections	Countywide Bridge Inspection and Inventory Program for Cycle Years 2018-2021	LaPorte	0	STBG	$503,333.00	Local Funds	PE	$0.00	$3,893.00	$3,893.00				
										Local Bridge Program	PE	$15,572.00	$0.00	$15,572.00				
Performance Measure Impacted: Bridge Condition																		
Indiana Department of Transportation	1701592	Init.	SR 43	Small Structure Replacement	**Closing Out** SR 43, 1.32 mi S of SR 18 S Jct, Over UNT to Moots Creek	Crawfordsville	0	NHPP	$108,040.00	Bridge Construction	CN	$0.00	$0.00	$0.00				
Performance Measure Impacted: Bridge Condition																		
White County	2003032	Init.	IR 8063	Bridge Replacement	Bridge 240 on CR 1300 South over Moots Creek	LaPorte	.08	STBG	$1,638,080.00	Local Funds	RW	$0.00	$12,600.00			$12,600.00		
										Local Bridge Program	PE	$204,880.00	$0.00	$204,880.00				
										Local Bridge Program	CN	$1,055,200.00	$0.00					$1,055,200.00
										Local Funds	PE	$0.00	$51,220.00	$51,220.00				
										Local Funds	CN	$0.00	$263,800.00					$263,800.00
										Local Bridge Program	RW	$50,400.00	$0.00			$50,400.00		
Performance Measure Impacted: Bridge Condition																		
White County	2003033	Init.	IR 8062	Bridge Replacement	Bridge 180 on CR 100 East over Big Creek Ditch	LaPorte	.08	STBG	$1,841,200.00	Local Funds	CN	$0.00	$300,200.00					$300,200.00
										Local Bridge Program	CN	$1,200,800.00	$0.00					$1,200,800.00
										Local Bridge Program	PE	$212,160.00	$0.00	$212,160.00				
										Local Bridge Program	RW	$60,000.00	$0.00			$60,000.00		
										Local Funds	PE	$0.00	$53,040.00	$53,040.00				
										Local Funds	RW	$0.00	$15,000.00			$15,000.00		
Performance Measure Impacted: Bridge Condition																		
White County	2101164	Init.	IR 1001	Bridge Inspections	Countywide Bridge Inspection and Inventory Program for Cycle Years 2022-2025	LaPorte	0	STBG	$304,169.00	Local Bridge Program	PE	$243,335.00	$0.00		$111,429.00	$17,104.00	$96,894.00	$17,908.00
										Local Funds	PE	$0.00	$60,834.00		$27,857.00	$4,276.00	$24,224.00	$4,477.00

*Estimated Costs left to Complete Project column is for costs that may extend beyond the four years of a STIP. This column is not fiscally constrained and is for information purposes.

SPONSOR	CONTRACT # / LEAD DES	STIP NAME	ROUTE	WORK TYPE	LOCATION	DISTRICT	MILES	FEDERAL CATEGORY	Total Cost of Project*	PROGRAM	PHASE	FEDERAL	MATCH	2022	2023	2024	2025	2026
Performance Measure Impacted: Bridge Condition																		
White County	41180 / 1702835	Init.	ST 1009	Intersection Improvement, Roundabout	Intersection of Gordon Road and US 421/S.R. 39 in Monticello, White County, IN	LaPorte	.07	STBG	$3,225,620.00	Local Funds	CN	$0.00	$555,504.00		$555,504.00			
										Group III Program	CN	$2,222,016.00	$0.00		$2,222,016.00			
Performance Measure Impacted: Safety																		
Comments:Include DES 1702835																		
Indiana Department of Transportation	41425 / 1703007	Init.	SR 39	Bridge Replacement	Sr 39@.-Harp Ditch #1, 01.82 N SR 16	LaPorte	0	STBG	$1,077,086.00	Bridge ROW	RW	$24,000.00	$6,000.00	$30,000.00				
										Bridge Construction	CN	$620,256.00	$155,064.00	$20,000.00	$755,320.00			
Performance Measure Impacted: Bridge Condition																		
Comments:Include DES 1703007																		
White County	42062 / 1802935	Init.	IR 5220	Bridge Deck Replacement	Lowes Road Bridge over Lake Shafer	LaPorte	.152	STBG	$2,237,100.00	Local Bridge Program	CN	$1,562,400.00	$0.00			$1,562,400.00		
										Local Funds	CN	$0.00	$390,600.00			$390,600.00		
Performance Measure Impacted: Bridge Condition																		
Comments:Include DES 1802935																		
Indiana Department of Transportation	42222 / 1901360	Init.	US 24	HMA Overlay, Preventive Maintenance	0.68mi E of US 421/SR 43 to 2.65mi W of SR 39 (CR 300E)	LaPorte	2.61	NHPP	$1,458,298.00	Road ROW	RW	$8,000.00	$2,000.00	$10,000.00				
										Road Consulting	PE	$60,592.00	$15,148.00	$75,740.00				
										Road Construction	CN	$960,971.20	$240,242.80	$1,201,214.00				
Performance Measure Impacted: Pavement Condition																		
Comments:Include DES 1901360																		
Indiana Department of Transportation	42245 / 1700103	Init.	US 421	Bridge Replacement	Over Hoagland Ditch, 3.50mi S of SR 16	LaPorte	0	NHPP	$4,367,257.00	Bridge Construction	CN	$1,963,953.60	$490,988.40	$2,454,942.00				
										Bridge ROW	RW	$23,040.00	$5,760.00	$28,800.00				
Performance Measure Impacted: Bridge Condition																		
Comments:Include DES 1700044, 1700046, 1700123, 1701329, 1701475, 1701493, 1701506, 1701508, 1701512, 2001049, 1700103																		
Indiana Department of Transportation	42254 / 1900358	Init.	SR 18	Pavement Replacement	from 0.25 mi W to 0.25 mi E of I-65	Crawfordsville	.5	STBG	$5,033,978.00	Road Construction	CN	$3,620,102.40	$905,025.60		$100,000.00	$4,425,128.00		
										Road Consulting	PE	$4,320.00	$1,080.00	$5,400.00				
										Road ROW	RW	$40,000.00	$10,000.00		$50,000.00			

*Estimated Costs left to Complete Project column is for costs that may extend beyond the four years of a STIP. This column is not fiscally constrained and is for information purposes.

SPONSOR	CONTRACT # / LEAD DES	STIP NAME	ROUTE	WORK TYPE	LOCATION	DISTRICT	MILES	FEDERAL CATEGORY	Total Cost of Project*	PROGRAM	PHASE	FEDERAL	MATCH	2022	2023	2024	2025	2026
Performance Measure Impacted: Pavement Condition																		
Comments:Include DES 1900354, 1900358																		
Indiana Department of Transportation	42449 / 1900034	Init.	SR 16	Replace Superstructure	SR 16 at Big Monon Ditch, 1.17 mi W of SR 39	LaPorte	0	STBG	$2,544,671.00	Bridge Consulting	PE	$80,000.00	$20,000.00			$100,000.00		
										Bridge Construction	CN	$1,466,244.80	$366,561.20	$10,000.00	$15,000.00	$1,807,806.00		
Performance Measure Impacted: Bridge Condition																		
Comments:Include DES 1703042, 1900034																		
Indiana Department of Transportation	42712 / 1383600	Init.	US 24	Road Rehabilitation (3 R/4R Standards)	From 0.71 mi W of US 421/SR 43 to 0.68 mi E or US 421/SR 43	LaPorte	1.349	NHPP	$5,598,747.00	Road ROW	RW	$400,000.00	$100,000.00	$500,000.00				
										Road Construction	CN	$3,146,821.60	$786,705.40	$20,000.00	$3,913,527.00			
Comments:Include DES 1383600																		
White County	42823 / 1902807	Init.	IR 1705	Replace Superstructure	East Shafer Drive over Pike Creek	LaPorte	.16	STBG	$1,489,496.00	Local Funds	RW	$0.00	$5,000.00		$5,000.00			
										Local Bridge Program	CN	$1,008,000.00	$0.00				$1,008,000.00	
										Local Bridge Program	RW	$20,000.00	$0.00		$20,000.00			
										Local Funds	CN	$0.00	$252,000.00				$252,000.00	
Performance Measure Impacted: Bridge Condition																		
Comments:Include DES 1902807																		
Indiana Department of Transportation	43013 / 2000608	Init.	US 24	HMA Overlay, Preventive Maintenance	3.91 mi. E. of I-65 (CR 100 N) to E. Jct of US 231	LaPorte	.95	NHPP	$1,525,157.00	Road Construction	CN	$860,125.60	$215,031.40	$5,000.00	$5,000.00	$1,065,157.00		
										Road Consulting	PE	$40,000.00	$10,000.00			$50,000.00		
Performance Measure Impacted: Pavement Condition																		
Comments:Include DES 2000608																		
Indiana Department of Transportation	43016 / 2000813	Init.	SR 43	Bridge Deck Overlay	SR 43 over SPRING CREEK, 02. 08 N SR 18	LaPorte	0	NHPP	$1,021,867.00	Bridge Construction	CN	$658,373.60	$164,593.40		$10,000.00	$812,967.00		
										Bridge Consulting	PE	$40,000.00	$10,000.00			$50,000.00		
Performance Measure Impacted: Bridge Condition																		
Comments:Include DES 2000813																		
Indiana Department of Transportation	43052 / 2001098	Init.	SR 43	Bridge Deck Overlay	0.60 mi S of SR 18, over Moot's Creek	Crawfordsville	0	NHPP	$680,629.00	Bridge Construction	CN	$450,743.20	$112,685.80		$563,429.00			
Performance Measure Impacted: Bridge Condition																		

*Estimated Costs left to Complete Project column is for costs that may extend beyond the four years of a STIP. This column is not fiscally constrained and is for information purposes.

SPONSOR	CONTRACT # / LEAD DES	STIP NAME	ROUTE	WORK TYPE	LOCATION	DISTRICT	MILES	FEDERAL CATEGORY	Total Cost of Project*	PROGRAM	PHASE	FEDERAL	MATCH	2022	2023	2024	2025	2026
Comments:Include DES 2001098																		
Indiana Department of Transportation	43449 / 2001828	Init.	SR 43	Pavement Replacement	From 0.57 mi S of SR 18 S Jct (Moots Creek Br.) to SR 18 S Jct	Crawfordsville	.567	NHPP	$6,405,647.00	Road ROW	RW	$160,000.00	$40,000.00	$200,000.00				
										Road Construction	CN	$4,309,117.60	$1,077,279.40				$5,386,397.00	
										Road Consulting	PE	$655,400.00	$163,850.00	$819,250.00				
Performance Measure Impacted: Pavement Condition																		
Comments:Include DES 2001829, 2001828																		
Indiana Department of Transportation	43656 / 1902678	Init.	I 65	Other Type Project (Miscellaneous)	From CR-100 W to US-24 interchange I-65, natural wind barrier	Crawfordsville	17.86	Safety	$1,392,060.00	Safety Consulting	PE	$73,890.00	$8,210.00	$82,100.00				
										Safety Construction	CN	$1,030,849.20	$114,538.80			$1,145,388.00		
Performance Measure Impacted: Safety																		
Comments:Include DES 1902678																		
Indiana Department of Transportation	43725 / 1700036	Init.	SR 119	Small Structure Replacement	5.10 mi N of SR 39/16	LaPorte	0	STBG	$1,031,517.00	Bridge Construction	CN	$604,964.80	$151,241.20	$50,000.00	$706,206.00			
										Bridge Consulting	PE	$25,236.80	$6,309.20	$31,546.00				
Performance Measure Impacted: Bridge Condition																		
Comments:Include DES 2001043, 1700036																		
Indiana Department of Transportation	43726 / 1700035	Init.	SR 39	Small Structure Pipe Lining	1.94 miles S of Jct SR 16 and SR 39	LaPorte	0	STBG	$1,802,453.00	Bridge Construction	CN	$1,054,602.40	$263,650.60	$15,000.00	$1,303,253.00			
										Bridge ROW	RW	$36,000.00	$9,000.00	$45,000.00				
										Bridge Consulting	PE	$64,204.00	$16,051.00	$80,255.00				
Performance Measure Impacted: Safety																		
Comments:Include DES 1701450, 1701507, 1700035																		
Indiana Department of Transportation	43840 / 2100894	Init.	SR 39	Substructure Repair And Rehabilitation	02.03 N US 24	LaPorte	0	STBG	$616,788.00	Bridge Construction	CN	$235,990.40	$58,997.60	$25,000.00	$269,988.00			
										Bridge Consulting	PE	$56,000.00	$14,000.00	$70,000.00				
										Bridge ROW	RW	$40,000.00	$10,000.00	$50,000.00				
Performance Measure Impacted: Safety																		
Comments:Include DES 2100946, 2100894																		
Indiana Department of Transportation	43841 / 2100885	Init.	US 24	Repair Or Replace Joints	02.83 E US 231	LaPorte	0	NHPP	$485,254.00	Bridge Construction	CN	$229,163.20	$57,290.80	$45,000.00	$241,454.00			

*Estimated Costs left to Complete Project column is for costs that may extend beyond the four years of a STIP. This column is not fiscally constrained and is for information purposes.

SPONSOR	CONTRACT # / LEAD DES	STIP NAME	ROUTE	WORK TYPE	LOCATION	DISTRICT	MILES	FEDERAL CATEGORY	Total Cost of Project*	PROGRAM	PHASE	FEDERAL	MATCH	2022	2023	2024	2025	2026
Indiana Department of Transportation	43841 / 2100885	Init.	US 24	Repair Or Replace Joints	02.83 E US 231	LaPorte	0	NHPP	$485,254.00	Bridge Consulting	PE	$32,000.00	$8,000.00	$40,000.00				
Performance Measure Impacted: Safety																		
Comments:Include DES 2100178, 2100885																		
Indiana Department of Transportation	43891 / 2101077	Init.	SR 16	Small Structure Replacement	SR16 over UNT McKillip Ditch, 1 .19 mi W US231	LaPorte	.1	STBG	$592,427.00	Bridge ROW	RW	$40,000.00	$10,000.00		$50,000.00			
										Bridge Construction	CN	$394,741.60	$98,685.40			$30,000.00		$463,427.00
										Bridge Consulting	PE	$39,200.00	$9,800.00	$49,000.00				
Performance Measure Impacted: Bridge Condition																		
Comments:Include DES 2101077																		
Indiana Department of Transportation	43896 / 2100224	Init.	US 24	HMA Overlay Minor Structural	E. Jct of US 231 to 0.5 mi. W. of US 421 N. Jct.	LaPorte	8.396	NHPP	$6,067,533.00	Road Construction	CN	$4,706,826.40	$1,176,706.60			$15,000.00		$5,868,533.00
										Road Consulting	PE	$147,200.00	$36,800.00	$100,000.00				$84,000.00
Performance Measure Impacted: Pavement Condition																		
Comments:Include DES 2100224																		
Indiana Department of Transportation	43897 / 2100235	Init.	SR 43	HMA Overlay Minor Structural	N. Jct of SR 18 to 0.2 mi. S. of US 24/421 (Reynolds)	LaPorte	9.773	NHPP	$7,438,931.00	Road Consulting	PE	$200,800.00	$50,200.00	$240,000.00				$11,000.00
										Road Construction	CN	$5,750,344.80	$1,437,586.20		$25,000.00	$50,000.00		$7,112,931.00
Performance Measure Impacted: Pavement Condition																		
Comments:Include DES 2100171, 2100235																		
Indiana Department of Transportation	43929 / 2100229	Init.	US 421	HMA Overlay, Preventive Maintenance	From 0.27 mi. N. of SR 16 to SR 114	LaPorte	4.541	NHPP	$3,688,885.00	Road Consulting	PE	$465,600.00	$116,400.00	$440,000.00				$142,000.00
										Road Construction	CN	$3,196,085.60	$799,021.40		$25,000.00	$21,000.00	$500,000.00	$3,449,107.00
										Road ROW	RW	$80,000.00	$20,000.00		$50,000.00	$50,000.00		
Performance Measure Impacted: Pavement Condition																		
Comments:Include DES 2100165, 2100229																		
Indiana Department of Transportation	44020 / 1703039	Init.	US 24	Replace Superstructure	Us 24@.-Fraser Ditch, 00.71mi W US 421	LaPorte	0	NHPP	$1,606,721.00	Bridge Consulting	PE	$21,600.00	$5,400.00			$27,000.00		
										Bridge Construction	CN	$999,450.40	$249,862.60		$10,000.00	$1,239,313.00		
Performance Measure Impacted: Bridge Condition																		
Comments:Include DES 2000680, 1703039																		

*Estimated Costs left to Complete Project column is for costs that may extend beyond the four years of a STIP. This column is not fiscally constrained and is for information purposes.

SPONSOR	CONTRACT # / LEAD DES	STIP NAME	ROUTE	WORK TYPE	LOCATION	DISTRICT	MILES	FEDERAL CATEGORY	Total Cost of Project*	PROGRAM	PHASE	FEDERAL	MATCH	2022	2023	2024	2025	2026

White County Total

Federal: $46,971,574.20 Match :$11,589,457.80 2022: $7,284,012.00 2023: $11,034,983.00 2024: $13,001,139.00 2025: $7,267,515.00 2026: $19,973,383.00

*Estimated Costs left to Complete Project column is for costs that may extend beyond the four years of a STIP. This column is not fiscally constrained and is for information purposes.

SPONSOR	CONTRACT # / LEAD DES	STIP NAME	ROUTE	WORK TYPE	LOCATION	DISTRICT	MILES	FEDERAL CATEGORY	Total Cost of Project*	PROGRAM	PHASE	FEDERAL	MATCH	2022	2023	2024	2025	2026
Whitley County																		
Whitley County	2100085	Init.	IR 1001	Bridge Inspections	Countywide Bridge Inspection and Inventory Program for Cycle Years 2022-2025	Fort Wayne	0	STBG	$123,995.18	Local Funds	PE	$0.00	$22,895.00	$11,822.00	$389.00	$10,280.00	$404.00	
										Local Bridge Program	PE	$91,576.00	$0.00	$47,286.00	$1,555.00	$41,118.00	$1,617.00	
Performance Measure Impacted: Bridge Condition																		
Columbia City	2100333	Init.	MS NA	Pavement Replacement	Lowell St from W. Westgate Ave. to W. Van Buren St	Fort Wayne	0	STBG	$196,282.00	Community Crossing Grant Fund	CN	$147,211.50	$0.00	$147,211.50				
										Local Funds	CN	$0.00	$49,070.50	$49,070.50				
Performance Measure Impacted: Pavement Condition																		
South Whitley	2100496	Init.	MS NA	Pavement Replacement	FOSLER ST from Mulberry Street to Wayne Street	Fort Wayne	0	STBG	$98,665.00	Local Funds	CN	$0.00	$24,666.25	$24,666.25				
										Community Crossing Grant Fund	CN	$73,998.75	$0.00	$73,998.75				
Performance Measure Impacted: Pavement Condition																		
South Whitley	2100497	Init.	MS NA	HMA Overlay Minor Structural	RANDOLPH ST from Broad Street to Front Street	Fort Wayne	0	STBG	$125,747.00	Community Crossing Grant Fund	CN	$97,120.50	$0.00	$97,120.50				
										Local Funds	CN	$0.00	$28,626.50	$28,626.50				
Performance Measure Impacted: Pavement Condition																		
South Whitley	2100498	Init.	MS NA	Crack Sealing	CALHOUN ST-Front St to Carol St, FRONT ST- SR 5 to East Corp Limits	Fort Wayne	0	STBG	$86,132.50	Community Crossing Grant Fund	CN	$64,599.37	$0.00	$64,599.37				
										Local Funds	CN	$0.00	$21,533.13	$21,533.13				
Performance Measure Impacted: Pavement Condition																		
South Whitley	2100499	Init.	MS NA	HMA Overlay, Preventive Maintenance	LINE ST from Buffalo Street to Columbia Street	Fort Wayne	0	STBG	$192,974.00	Community Crossing Grant Fund	CN	$64,281.38	$0.00	$64,281.38				
										Local Funds	CN	$0.00	$128,692.62	$128,692.62				
Performance Measure Impacted: Pavement Condition																		
Whitley County	2100543	Init.	MS NA	HMA Overlay, Preventive Maintenance	Various Roads within the County (CCMG APP 10368)	Fort Wayne	0	STBG	$796,858.00	Local Funds	CN	$0.00	$199,214.50	$199,214.50				
										Community Crossing Grant Fund	CN	$597,643.50	$0.00	$597,643.50				
Performance Measure Impacted: Pavement Condition																		
Indiana Department of Transportation	41127 / 1600470	Init.	US 33	Bridge Replacement, Other Construction	Over Blue River, 3.57 miles N of SR 205, RP 50+16	Fort Wayne	.1	NHPP	$3,255,807.00	Bridge Construction	CN	$2,152,633.60	$538,158.40		$2,690,792.00			

*Estimated Costs left to Complete Project column is for costs that may extend beyond the four years of a STIP. This column is not fiscally constrained and is for information purposes.

SPONSOR	CONTRACT # / LEAD DES	STIP NAME	ROUTE	WORK TYPE	LOCATION	DISTRICT	MILES	FEDERAL CATEGORY	Total Cost of Project*	PROGRAM	PHASE	FEDERAL	MATCH	2022	2023	2024	2025	2026
Comments:Include DES 1600470																		
Indiana Department of Transportation	41552 / 1800047	Init.	US 33	Small Structure Replacement	Carries Maloney Ditch, 1.72 Miles North of SR 205.	Fort Wayne	.1	NHPP	$3,492,435.52	Bridge Construction	CN	$2,547,776.00	$636,944.00		$3,184,720.00			
										Bridge ROW	RW	$48,000.00	$12,000.00	$60,000.00				
Performance Measure Impacted: Bridge Condition																		
Comments:Include DES 1800048, 1800047																		
Indiana Department of Transportation	42461 / 1900625	Init.	US 30	HMA Overlay, Preventive Maintenance	From SR 5 to 0.23 Miles East of SR 9.	Fort Wayne	7.5	NHPP	$8,351,674.00	Road Construction	CN	$5,466,132.80	$1,366,533.20	$6,832,666.00				
Performance Measure Impacted: Pavement Condition																		
Comments:Include DES 1900625																		
Indiana Department of Transportation	42979 / 1902713	Init.	SR 14	Small Structures & Drains Construction	On SR 14, 2.44 Miles East of SR 9. Plus 2 locations on US 30 and 2 on US 33 & 1 on SR 120.	Fort Wayne	0	STBG	$1,590,949.00	Bridge Construction	CN	$860,659.20	$215,164.80			$1,075,824.00		
Performance Measure Impacted: Safety																		
Comments:Include DES 1902713																		
Indiana Department of Transportation	43186 / 2000978	Init.	SR 205	HMA Overlay, Preventive Maintenance	From 0.65 miles S of US 33 to . 60 miles N of US 33 (N.Limits Churubusco).	Fort Wayne	1.23	STBG	$887,481.00	Road Construction	CN	$624,244.80	$156,061.20		$780,306.00			
Performance Measure Impacted: Pavement Condition																		
Comments:Include DES 2000978																		
Indiana Department of Transportation	43469 / 2000963	Init.	SR 9	Bridge Deck Overlay	Bridge over Blue River, 0.30 miles S of SR 205.	Fort Wayne	0	STBG	$2,646,241.00	Bridge Construction	CN	$1,720,272.80	$430,068.20			$2,150,341.00		
Performance Measure Impacted: Bridge Condition																		
Comments:Include DES 2000966, 2000972, 2000963																		
Indiana Department of Transportation	43509 / 1800184	Init.	SR 105	Small Structure Replacement	Carries UNT of Hurricane Creek , 1.25 Miles North of SR 114.	Fort Wayne	.2	STBG	$845,529.00	Bridge ROW	RW	$16,000.00	$4,000.00	$20,000.00				
										Bridge Construction	CN	$511,359.20	$127,839.80		$639,199.00			
Performance Measure Impacted: Bridge Condition																		
Comments:Include DES 1800184																		
Whitley County	43626 / 2003064	Init.	IR 1184	ADA Sidewalk Ramp Construction	Subdivisions of Lincoln Pointe, Donatello's Village and Bel Sogno; E. Cobblestone Cove	Fort Wayne	1.59	STBG	$3,042,208.00	Local Funds	CN	$0.00	$550,951.00					$550,951.00
										Local Transportation Alternatives	PE	$229,962.00	$0.00	$229,962.00				
										Local Transportation Alternatives	CN	$2,203,804.00	$0.00					$2,203,804.00
										Local Funds	PE	$0.00	$57,491.00	$57,491.00				
Performance Measure Impacted: Safety																		
Comments:Include DES 2003064																		

*Estimated Costs left to Complete Project column is for costs that may extend beyond the four years of a STIP. This column is not fiscally constrained and is for information purposes.

SPONSOR	CONTRACT # / LEAD DES	STIP NAME	ROUTE	WORK TYPE	LOCATION	DISTRICT	MILES	FEDERAL CATEGORY	Total Cost of Project*	PROGRAM	PHASE	FEDERAL	MATCH	2022	2023	2024	2025	2026
Indiana Department of Transportation	43645 / 1601103	Init.	SR 14	HMA Overlay, Preventive Maintenance	From 0.82 miles W of SR 5 N Jct to SR 5 N Jct (South Whitley)	Fort Wayne	.787	STBG	$2,796,765.75	Road Construction	CN	$1,480,000.00	$370,000.00	$1,850,000.00				
										Road ROW	RW	$56,000.00	$14,000.00	$70,000.00				
Performance Measure Impacted: Pavement Condition																		
Comments:Include DES 1601103																		
Indiana Department of Transportation	43804 / 2100201	Init.	SR 109	HMA Overlay Minor Structural	From US 30 to US 33.	Fort Wayne	11.637	STBG	$13,562,737.00	Bridge Consulting	PE	$292,716.00	$73,179.00	$365,895.00				
										Safety ROW	RW	$28,000.00	$7,000.00				$35,000.00	
										Road Consulting	PE	$1,240,568.80	$310,142.20	$1,550,711.00				
										Road Construction	CN	$7,730,744.80	$1,932,686.20				$15,000.00	$9,648,431.00
										Bridge Construction	CN	$1,540,160.00	$385,040.00				$20,000.00	$1,905,200.00
										Bridge ROW	RW	$18,000.00	$4,500.00				$22,500.00	
Performance Measure Impacted: Pavement Condition																		
Comments:Include DES 2100789, 2100791, 2100201																		
Indiana Department of Transportation	43822 / 2100602	Init.	US 30	Bridge Thin Deck Overlay	EB Bridge over BLUE RIVER, PARK ROAD, 00.56 West of SR 205.	Fort Wayne	0	NHPP	$1,025,250.00	Bridge Construction	CN	$640,200.00	$160,050.00					$800,250.00
										Bridge Consulting	PE	$180,000.00	$45,000.00	$225,000.00				
Performance Measure Impacted: Bridge Condition																		
Comments:Include DES 2100603, 2100631, 2100602																		
Indiana Department of Transportation	43869 / 2100900	Init.	SR 109	Debris Removal From Channel	Bridge over BLUE BABE BRANCH, 02.13 Miles North of US 30.	Fort Wayne	0	STBG	$374,620.00	Bridge Construction	CN	$136,616.00	$34,154.00		$170,770.00			
										Bridge Consulting	PE	$84,000.00	$21,000.00	$105,000.00				
Performance Measure Impacted: Safety																		
Comments:Include DES 2100882, 2100934, 2100900																		

Whitley County Total

Federal: $30,944,281.00 Match :$7,926,661.50 2022: $12,922,491.50 2023: $7,467,731.00 2024: $3,277,563.00 2025: $94,521.00 2026: $15,108,636.00

Grand Total

Federal: $6,288,600,731.92 Match : $1,571,147,837.77 2022: $1,960,646,510.36 2023: $1,724,193,208.24 2024: $1,667,891,924.60 2025: $1,277,323,681.97 2026: $1,229,693,244.99

*Estimated Costs left to Complete Project column is for costs that may extend beyond the four years of a STIP. This column is not fiscally constrained and is for information purposes.

APPENDIX D

TRANSIT

INDOT considers public transit to be in an essential service that supports local and state goals for economic growth, quality-of-life, energy conserving conservation and environmental quality.

The Office of Transit provides financial and technical assistance to public transit systems throughout the state. The primary goals of the Office of Transit are to furnish reliable, safe, and effective public transit services and enhance personal mobility throughout Indiana's urban and rural areas.

The annual reports are available at https://www.in.gov/indot/2826.htm or by contacting Larry Buckel, Manager at 317-728-6250.

Section 5310

DES NUMBER	GRANTEE	F.Y.	DESCRIPTION	SOURCE OF FUNDS	TOTAL FUNDING	FEDERAL FUNDING	STATE FUNDING	LOCAL FUNDING
DOT-22-001	INDOT	2022	Purchase transit vehicles / New Freedom Projects for rural and small urban areas / Program Administration	Section 5310	$3,750,000	$3,000,000	$0	$750,000
DOT-23-001	INDOT	2023	Purchase transit vehicles / New Freedom Projects for rural and small urban areas / Program Administration	Section 5310	$3,750,000	$3,000,000	$0	$750,000
DOT-24-001	INDOT	2024	Purchase transit vehicles / New Freedom Projects for rural and small urban areas / Program Administration	Section 5310	$3,750,000	$3,000,000	$0	$750,000
DOT-25-001	INDOT	2025	Purchase transit vehicles / New Freedom Projects for rural and small urban areas / Program Administration	Section 5310	$3,750,000	$3,000,000	$0	$750,000
DOT-26-001	INDOT	2026	Purchase transit vehicles / New Freedom Projects for rural and small urban areas / Program Administration	Section 5310	$3,750,000	$3,000,000	$0	$750,000

Section 5310 Federal Funds Revenues and Expenses					
	FY 2022	FY 2023	FY 2024	FY 2025	FY 2026
Federal Apportionment	$3,000,000	$3,000,000	$3,000,000	$3,000,000	$3,000,000
Carryover	$0	$0	$0	$0	$0
Balance	$3,000,000	$3,000,000	$3,000,000	$3,000,000	$3,000,000
Projects	($3,000,000)	($3,000,000)	($3,000,000)	($3,000,000)	($3,000,000)
ENDING BALANCE	$0	$0	$0	$0	$0

Section 5311

DES NUMBER	*GRANTEE*	*SOURCE OF FUNDS*	*DESCRIPTION*	*F.Y.*	*TOTAL FUNDING*	*FEDERAL FUNDING*	*STATE FUNDING*	*LOCAL FUNDING*
DOT-22-002	INDOT	Section 5311	Operating and Capital Assistance / Intercity / RTAP / Program Administration	2022	$36,000,000	$18,000,000	$6,000,000	$12,000,000
DOT-23-002	INDOT	Section 5311	Operating and Capital Assistance / Intercity / RTAP / Program Administration	2023	$36,000,000	$18,000,000	$6,000,000	$12,000,000
DOT-24-002	INDOT	Section 5311	Operating and Capital Assistance / Intercity / RTAP / Program Administration	2024	$36,000,000	$18,000,000	$6,000,000	$12,000,000
DOT-25-002	INDOT	Section 5311	Operating and Capital Assistance / Intercity / RTAP / Program Administration	2025	$36,000,000	$18,000,000	$6,000,000	$12,000,000
DOT-26-002	INDOT	Section 5311	Operating and Capital Assistance / Intercity / RTAP / Program Administration	2026	$36,000,000	$18,000,000	$6,000,000	$12,000,000

Section 5311 Federal Funds Revenues and Expenses					
	FY 2022	FY 2023	FY 2024	FY 2025	FY 2026
Federal Apportionment	$18,000,000	$18,000,000	$18,000,000	$18,000,000	$18,000,000
Carryover	$0	$0	$0	$0	$0
Balance	$18,000,000	$18,000,000	$18,000,000	$18,000,000	$18,000,000
Projects	($18,000,000)	($18,000,000)	($18,000,000)	($18,000,000)	($18,000,000)
ENDING BALANCE	$0	$0	$0	$0	$0

Section 5339

DES #	*GRANTEE*	*SOURCE OF FUNDS*	*DESCRIPTION*	*F.Y.*	*TOTAL FUNDING*	*FEDERAL FUNDING*	*STATE FUNDING*	*LOCAL FUNDING*
DOT-22-003	INDOT	Section 5339	Purchase transit vehicles and related equipment in rural areas	2022	$3,750,000	$3,000,000	$0	$750,000
DOT-23-003	INDOT	Section 5339	Purchase transit vehicles and related equipment in rural areas	2023	$3,750,000	$3,000,000	$0	$750,000
DOT-24-003	INDOT	Section 5339	Purchase transit vehicles and related equipment in rural areas	2024	$3,750,000	$3,000,000	$0	$750,000
DOT-25-003	INDOT	Section 5339	Purchase transit vehicles and related equipment in rural areas	2025	$3,750,000	$3,000,000	$0	$750,000
DOT-26-003	INDOT	Section 5339	Purchase transit vehicles and related equipment in rural areas	2026	$3,750,000	$3,000,000	$0	$750,000

Section 5339 Federal Funds Revenues and Expenses					
	FY 2022	FY 2023	FY 2024	FY 2025	FY 2026
Federal Apportionment	$3,000,000	$3,000,000	$3,000,000	$3,000,000	$3,000,000
Carryover	$482,956	$482,956	$482,956	$482,956	$482,956
Balance	$3,482,956	$3,482,956	$3,482,956	$3,482,956	$3,482,956
Projects	($3,000,000)	($3,000,000)	($3,000,000)	($3,000,000)	($3,000,000)
ENDING BALANCE	$482,956	$482,956	$482,956	$482,956	$482,956

APPENDIX E

SPECIAL PROJECTS

LOUISVILLE SOUTHERN INDIANA OHIO RIVERS BRIDGES PROJECTS

The information used to depict the Louisville-Southern Indiana Ohio River Bridges (LSIORB) project in the metropolitan Transportation Improvement Program (TIP) comes from the latest Major Project Finance Plan (MPFP), approved by the Federal Highway Administration (FHWA).

Because of the scope and significance of the LSIORB project, the FHWA requires the project sponsors (the Commonwealth of Kentucky and the State of Indiana) to submit annual financial plan updates to show how the project will be financed through construction. The annual updates demonstrate the shared commitments to complete this major project.

More detailed project information can be found at the LSI ORB project website at: https://www.in.gov/indot/3696.htm.

Interstate 69, Section 6

The scope and significance of the **Interstate 69, Section 6** project, the FHWA will require the project sponsors (the State of Indiana) to submit annual financial plan updates to show how the project will be financed through construction. The annual updates will demonstrate the shared commitments to complete this major project.

Background: Interstate 69, Section 6 consists of an upgrade of existing State Route 37 to a fully access controlled interstate highway (from Route 39 near Martinsville to Indianapolis).

More detailed project information can be found at the I-69 Section 6 website: https://www.in.gov/indot/projects/i69/section-6-martinsville-to-indianapolis/project-documents/

Clear Path 465 project includes added travel lanes on I-465 from the White River Bridge (approximately 2.4 miles west of I-69) to Fall Creek (approximately 2.15 miles south of I-69) on the northeast side of Indianapolis.

Portions of I-69 will be reconstructed between I-465 and 82nd Street (Exit 201) to accommodate a modified I-465 & I-69 interchange configuration.

More detailed project information can be found at the project website: https://www.in.gov/indot/about-indot/central-office/welcome-to-the-greenfield-district/clear-path-465-interstate-465-and-69-northeast/

I-64 Southeast

INDOT is rebuilding I-65 as a 6-lane roadway between U.S. Highway 50 and State Road 58 withrepair/resurface of I-65 from S.R. 58 to the S.R. 46 exit at Columbus.

More detailed project information can be found at the project website: https://www.in.gov/indot/about-indot/central-office/welcome-to-the-seymour-district/i-65- added-travel-lanes-and-rehabilitation-between-columbus-and-seymour/

North Split

The Indiana Department of Transportation (INDOT) is reconstructing the I-65/I-70 NorthSplit Interchange in downtown Indianapolis.

More detailed project information can be found at the project website: https://www.in.gov/dot/div/contracts/NorthSplit/NorthSplit.htm

Ohio River Crossing

I-69 corridor by creating an I-69 Ohio River Crossing (I-69 ORX) between Evansvilleand Henderson.

More detailed project information can be found at the project website: https://www.in.gov/indot/about-indot/central-office/welcome-to-the-vincennes-district/i- 69-ohio-river-crossing/

Sherman Minton

The Sherman Minton Bridge rehabilitation and painting project will significantly extendthe service life of the 56-year-old structure.

More detailed project information can be found at the project website: https://www.in.gov/dot/div/contracts/ShermanMinton/ShermanMintonCorridorProject.htm

I-65 ATL Tippecanoe Co. is added Travel Lanes Tippecanoe County.

More detailed project information can be found at the project website: https://www.in.gov/indot/about-indot/central-office/welcome-to-the-crawfordsville-district/i-65-added-travel-lanes-tippecanoe-county/

I-70 Added Travel Lanes Hancock Co.

More detailed project information can be found at the project website: https://www.in.gov/indot/about-indot/central-office/welcome-to-the-greenfield-district/i-70mt-comfort-road-to-sr-9/

FY2022-FY2025 Transportation Improvement Program

Federal Highway Administration

Eastern Federal Lands Highway Division

Last Printed: 12/17/2021

PROJECT	PROGRAM FISCAL YEAR	STATE	COUNTY	PARK, REFUGE, FOREST OR OTHER PARTNER/AGENCY	DESCRIPTION	TYPE OF WORK	PRIMARY FUND SOURCE	TOTAL PROGRAMMED AMOUNT	FUNDS FROM TITLE	DELIVERED BY	STATUS	CONGRESSIONAL DISTRICT	FLMA REGION
Indiana													
FW BIOA 12(1)	2021	IN	Ripley	Big Oaks National Wildlife Refuge	Replace Shaped Charge Road Bridge over Falling Timbers Branch	BRRP	REIMB	$ 1,585,000.00	Other	EFLHD	Under Construction	IN-06	FWS_R3
IN FLTP FW MUSC (1)	2021	IN	Jackson	Muscatatuck National Wildlife Refuge	Auto Tour Route Surface Upgrade	3RH	FLTP	$ 492,000.00	Title 23	FWS	Under Construction	IN-09	FWS_R3
NP INDU 0945(2)	2022	IN	Porter	Indiana Dunes National Lakeshore	Temporary shoring task order for Douglas Center Pedestrian Bridge	BRN	FLTP	$ 175,000.00	Title 23	EFLHD	In Design	IN-01	NPS_MW
NP_INDU_5215(1)	2022	IN	Porter	Indiana Dunes National Lakeshore	Safety Improvements to Intersections of Lake/Porter County Line Road.	3RH	FLTP	$ 1,200,000.00	Title 23	EFLHD	In Design	IN-01	NPS_MW
NP INDU 0945(1)	2023	IN	Porter	Indiana Dunes National Lakeshore	Replace Douglas Center Pedestrian Bridge.	BRN	FLTP	$ 1,000,000.00	Title 23	EFLHD	In Design	IN-01	NPS_MW

Approval signature is shown on first page packet only. The listing reflects all newly identified and programmed and/or modified projects as of December 10, 2021.

APPENDIX F

MEDIA RELEASE

The first phase of STIP media release was in April 2021.

INDOT did a media release by Jennifer Clark. INDOT sent notification correspondence to several local officials and transportation stakeholders using the LTAP directory.

Here is an example of the electronic communications that was sent out.

These were captured from Facebook, but they also appeared on twitter with the same photo and message.

Your Opinion Matters. We want to hear from you!
STIP OPEN FOR COMMENTS THROUGH MAY 25
Indiana Department of Transportation
Published by postfity · May 15 at 4:58 PM ·
We are still accepting comments for the 2022-2026 STIP. Head to https://pos.li/2iokj5 to learn about the STIP and provide comments.
Edit
7
3 Share
Like
Comment
Share
Comment as Indiana ...


LAST CHANCE!
Indiana Department of Transportation
Published by postfity · 20h ·
Don't forget, the 2022-2026 STIP closes for public comment TODAY. Share your thoughts https://www.in.gov/indot/4084.htm.
Edit
1
Like
Comment
Share
Comment as Indiana ...

The YouTube video views through May 25 were:

4/21 – 50 views

4/28 – 32 Views

4/29 – 31 views

5/4 – 41 views

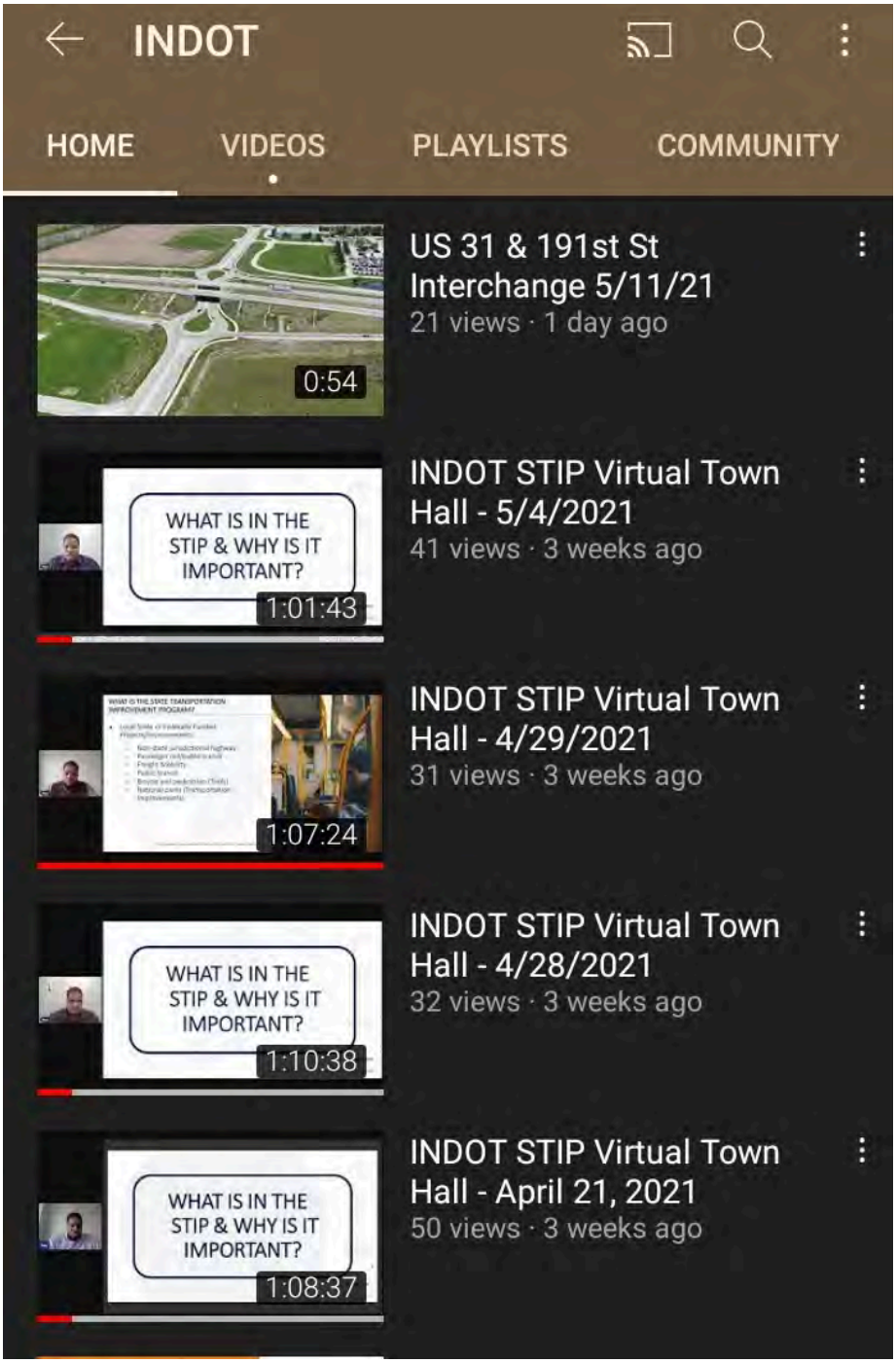
INDOT
HOME
VIDEOS
PLAYLISTS
COMMUNITY
0:54
US 31 & 191st St Interchange 5/11/21
21 views · 1 day ago
WHAT IS IN THE STIP & WHY IS IT IMPORTANT?
1:01:43
INDOT STIP Virtual Town Hall - 5/4/2021
41 views · 3 weeks ago
1:07:24
INDOT STIP Virtual Town Hall - 4/29/2021
31 views · 3 weeks ago
WHAT IS IN THE STIP & WHY IS IT IMPORTANT?
1:10:38
INDOT STIP Virtual Town Hall - 4/28/2021
32 views · 3 weeks ago
WHAT IS IN THE STIP & WHY IS IT IMPORTANT?
1:08:37
INDOT STIP Virtual Town Hall - April 21, 2021
50 views · 3 weeks ago

INDOT VIRTUAL TOWN HALL

STATE TRANSPORTATION IMPROVEMENT PLAN (STIP)

MEETING REPORT

SUMMARY

Date: April 21, 2021
Time: 6:00pm – 7:08pm

Ways to Attend:

- Facebook Live
- Twitter Live
- Dial-in (Zoom audio only)

During the meeting, INDOT discussed the following topics:

- What the STIP is and why it's important
- What types of projects are in the STIP
- How the STIP is developed
- Who develops the STIP
- How the public can continue to be involved

REGISTRATION & PROMOTION

105 People Registered

- 52 cities represented
- 86 email list signups

12,324 People Reached via Promotion

- $100 spent on Facebook April 15-21 to boost post with event registration link

ATTENDANCE

Facebook

- 54 peak viewers & 28-53 viewers at a time
- 1.9K 3-second views & 111 1-min+ views
- 2,630 people reached
- 57 engagements (likes, comments & shares)

Twitter

- 354 people viewed video at some point during stream
- 2,309 people reached
- 5-10 viewers at a time

Dial-in (Zoom Audio-Only)

- 5 participants

POLLS

What best describes you? (*18 Respondents)*

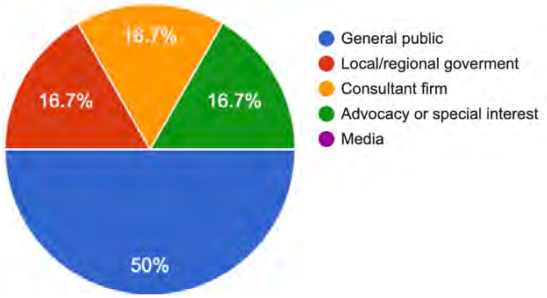

What type of INDOT project matters most to you? (32 *Respondents)*

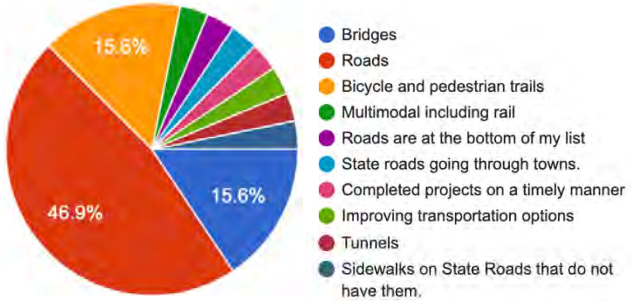

PUBLIC QUESTIONS OR STATEMENTS ADDRESSED DURING MEETING

1. Why are trains sitting on the track blocking the crossing for over an hour?
2. In view of the federal government's infrastructure funding proposal (including $80 billion for passenger rail), what are INDOT's plans to restore passenger rail service between Indianapolis and Chicago? Amtrak also has an expansion plan called Amtrak Connects US with proposed corridor service between Chicago and Indianapolis. Is INDOT working with Amtrak on this opportunity?
3. And does the infrastructure plan include expanding public transportation such as bus services for cities/towns? Portage, IN needs a public transportation considering its continuing growth now the 3rd largest city in Region 1 NWI.
4. Now why can't the state regulate when cities and town perform their infrastructure upgrades?
5. I 74 is in need of repair near Shelbyville. You have to switch lanes because of rough pavement.
6. In the long term projects is there any overheads for US 31 in Miami County planned? Sometimes it is difficult to cross with farm machinery. Especially in the summer when vacations are taken and there is a lot of traffic.
7. Does INDOT have plans to ever do a total overhaul on US 40 in Wayne county, specifically Centerville?
8. Are contractors doing traffic control around construction areas? Like the work around Greenfield?
9. Amtrak is suggesting making the Cardinal a daily train and adding a Louisville leg. How is INDOT preparing for these proposals?
10. Are there plans to create a pedestrian bridge across US24 in Huntington at IN5?
11. Is there a % of the STIP set aside for pedestrian and cycling? If so, how does Indiana rank compared to our region (Midwest) and nationally?

INDOT Virtual Town Hall

STATE TRANSPORTATION IMPROVEMENT PLAN (STIP)

Meeting Report

SUMMARY

Date: April 28, 2021
Time: 6-7 p.m.

Ways to Attend:

- Facebook Live
- Twitter Live
- Dail-in (Teams Audio Only)

During the meeting, INDOT discussed the following topics:

- What the STIP is and why it is important
- What types of projects are in the STIP
- How the STIP is developed
- Who develops the STIP
- How the public can continue to be involved

REGISTRATION & PROMOTION

36 People Registered

- 25 cities represented
- 29 email list signups

5 Emails Sent

- 3 emails to register to 11k+
- 2 emails with links to join to those registered
  - 1 email at 6 hours before
  - 1 email at 1 hour before

Social Media Promotion

- Completely organic with no money spent
- 25,147 people reached
- 126 engagements

ATTENDANCE

Facebook

- 55 peak viewers & 13-42 viewers at a time
- 2K 3-second views & 113 1-min+ views
- 4.1K people reached
- 64 engagements

Twitter

- 277 viewed video during stream
- 1,795 people reached
- 21 engagements

Dial-In (Teams Audio Only)

- 3 participants

PUBLIC QUESTIONS AND STATEMENTS DURING THE MEETING

1. Is there anything about rail in this 5-year plan? Light rail for commuting around Indy, higher speed rail to connect cities in Indiana like Crawfordsville, Fort Wayne, Gary, South Bend, Evansville, etc? And even further, connections to Chicago, St. Louis, Cincinnati, Louisville, etc.? Seems like we could take a lot of pressure off our highways this way.
2. Are all federally funded projects in the STIP? If a project is removed from federal funding, is it automatically removed from the STIP?
3. Can you talk about the relationship between the long range plan, modal plans, and the STIP? How are funding amounts and priorities set? How do you decide how much $$ goes to which project types?
4. Rural bridges, the average age of bridges in Wabash county are 45 years old. How does this plan address them?
5. Is the federal dollar split with LPA 80-20 or 90-10?
6. I'd like to know if the project assessments/scoring for individual projects are available online?
7. Are the project scores available online?
8. I expect the improvements now being made to the South Shore service (NICTD) will help the northwest Indiana economy. What is the next passenger rail project INDOT is looking to implement?
9. Curious are the round abouts on state road actually helpful or a waste of funds
10. How does the stip projects differ from regular projects or do they?
11. With all of the talk about going green and moving away from reliable automobile transportation is their any type of plan for rapid transit to fill the gaps. The record for developing and building rapid transit systems in this country is not that great.
12. Glad to see green modes of transportation improvements for bike lanes and pedestrians.
13. And since these are federal dollars, how much of a hand does federal highway have in determining the projects?
14. We need to re paint the lines on these back roads u wander why we have so many accidents of these back roads
15. Do all stip projects get completed?

INDOT Virtual Town Hall

STATE TRANSPORTATION IMPROVEMENT PLAN (STIP)

Meeting Report

SUMMARY

Date: April 29, 2021
Time: 1-2 p.m.

Ways to Attend:

- Facebook Live
- Twitter Live
- Dail-in (Teams Audio Only)

During the meeting, INDOT discussed the following topics:

- What the STIP is and why it is important
- What types of projects are in the STIP
- How the STIP is developed
- Who develops the STIP
- How the public can continue to be involved

REGISTRATION & PROMOTION

33 People Registered

- 23 cities represented
- 17 email list signups

3 Emails Sent

- 2 emails to register to 11K+
- 1 email with links to join to those registered 1 hour before

Social Media Promotion

- Completely organic with no money spent
- 20,600 people reached
- 109 engagements

ATTENDANCE

Facebook

- 29 peak viewers & 6-17 viewers at a time
- 1K 3-second views & 54 1-min+ views
- 1.9K people reached
- 14 engagements

Twitter

- 172 viewed video during stream
- 1,450 people reached
- 5 engagements

Dial-In (Teams Audio Only)

- 0 participants

PUBLIC QUESTIONS AND STATEMENTS DURING THE MEETING

We received no public comments or questions during this session of the STIP town hall. We did utilize many FAQs to educate those watching, however.

INDOT Virtual Town Hall

STATE TRANSPORTATION IMPROVEMENT PLAN (STIP)

Meeting Report

SUMMARY

Date: May 4, 2021
Time: 1-2 p.m.

Ways to Attend:

- Facebook Live
- Twitter Live
- Dail-in (Teams Audio Only)

During the meeting, INDOT discussed the following topics:

- What the STIP is and why it is important
- What types of projects are in the STIP
- How the STIP is developed
- Who develops the STIP
- How the public can continue to be involved

REGISTRATION & PROMOTION

57 People Registered

- 32 cities represented
- 40 email list signups

3 Emails Sent

- 2 emails to register to 11k+
- 1 email with links to join to those registered 5 minutes before; "Join Now" approach

Social Media Promotion

- Completely organic with no money spent
- 21,463 people reached
- 125 engagements

ATTENDANCE

Facebook

- 33 peak viewers & 7-26 viewers at a time
- 1.4K 3-second views & 97 1-min+ views
- 1.9K people reached
- 38 engagements (likes, comments, shares)

Twitter

- 230 viewed video during stream
- 1,715 people reached
- 18 engagements

Dial-In (Teams Audio Only)

- 0 participants

PUBLIC QUESTIONS AND STATEMENTS DURING THE MEETING

1. What more is the state of Indiana going to do for passenger rail transportation and transit, and specific projects are in the pipeline? Passenger rail is seeing a revival in the country and is historically and currently the most efficient form of transit. The Federal government is increasing its share of passenger rail funding, and the state of Florida is leading the way in privatized passenger rail with Brightline. Funding options are endless. It is a shame that Indianapolis, the site of the world's first union station, and what was once home to a vast streetcar network has (outside of Amtrak) zero passenger rail to connect within Indy and throughout the state.
2. It is a waste of money and not going anywhere. Buy a car.
3. False. What's wasteful was the $50 billion dollars given to GM that they never paid back to the American people. Or an even larger waste of money is how the average American cannot afford a car any longer thanks to inflation. But by all means, show me a road that makes a profit!
4. I agree Obama and Biden are a disaster...very corrupt... But high speed rail is way too expensive. Amtrack has never even broke even...always loses money and is bailed out with taxpayer money...any new things would be much worse. Used cars are cheap...
5. How do we get potholes filled?

In addition to public questions and comments, we also answered FAQs for further education regarding the STIP.

McNeil, Michael

From: Indiana Department of Transportation <indot@subscriptions.in.gov>
Sent: Friday, April 16, 2021 5:35 PM
To: McNeil, Michael
Subject: INDOT Hosting Virtual Town Hall for the STIP

INDIANA DEPARTMENT OF TRANSPORTATION

Virtual Town Hall: State Transportation Improvement Program

April 21 at 6 p.m. to 7 p.m.

Your opinion matters to us when it comes to improving Indiana's roads, bridges, pedestrian trails and more! Get involved in our 5-year plan called the State Transportation Improvement Program (STIP) by attending this virtual town hall.

Join us online or via phone for a short educational presentation about the STIP followed with a time of Q&A where members of the Indiana Department of Transportation (INDOT) team will answer live questions regarding the STIP from the public.

*****
Register for this free event here: https://forms.gle/eHnzVb5BnDR2CccVA

*****

We will email you access info before the event so you can easily join. For the best experience, please join via the emailed link on a device with Internet; however, an audio-only option will be available via phone as well.

In the meantime, if you would like to learn more about the STIP, visit our website at https://www.in.gov/indot/2348.htm

---

Update your subscriptions, modify your password or email address, or stop subscriptions at any time on your Subscriber Preferences Page. You will need to use your email address to log in. If you have questions or problems with the subscription service, please visit subscriberhelp.govdelivery.com.

This service is provided to you at no charge by Indiana Department of Transportation.

Click here to receive Silver Alerts.

SHARE

This email was sent to mmcneil@indot.in.gov using GovDelivery Communications Cloud on behalf of: Indiana Department of Transportation · 100 N. Senate Ave., IGCN 755 · Indianapolis, IN 46204 · 866-849-1368

GOVDELIVERY

McNeil, Michael

From: Indiana Department of Transportation <indot@subscriptions.in.gov>
Sent: Tuesday, April 20, 2021 2:46 PM
To: McNeil, Michael
Subject: Last Chance! April 21 Virtual STIP Town Hall

INDIANA DEPARTMENT OF TRANSPORTATION

Virtual Town Hall: State Transportation Improvement Program

April 21 at 6 p.m. to 7 p.m.

Your opinion matters to us when it comes to improving Indiana's roads, bridges, pedestrian trails and more! Get involved in our 5-year plan called the State Transportation Improvement Program (STIP) by attending this virtual town hall.

Join us online or via phone for a short educational presentation about the STIP followed with a time of Q&A where members of the Indiana Department of Transportation (INDOT) team will answer live questions regarding the STIP from the public.

*****
Register for this free event here: https://forms.gle/eHnzVb5BnDR2CccVA

*****

We will email you access info before the event so you can easily join. For the best experience, please join via the emailed link on a device with Internet; however, an audio-only option will be available via phone as well.

In the meantime, if you would like to learn more about the STIP, visit our website at https://www.in.gov/indot/2348.htm

---

Update your subscriptions, modify your password or email address, or stop subscriptions at any time on your Subscriber Preferences Page. You will need to use your email address to log in. If you have questions or problems with the subscription service, please visit subscriberhelp.govdelivery.com.

This service is provided to you at no charge by Indiana Department of Transportation.

Click here to receive Silver Alerts.

SHARE

This email was sent to mmcneil@indot.in.gov using GovDelivery Communications Cloud on behalf of: Indiana Department of Transportation · 100 N. Senate Ave., IGCN 755 · Indianapolis, IN 46204 · 866-849-1368

GOVDELIVERY

McNeil, Michael

From: Indiana Department of Transportation <indot@subscriptions.in.gov>
Sent: Friday, April 23, 2021 10:21 AM
To: McNeil, Michael
Subject: Your Opinion Matters: Future Transportation Projects

INDIANA DEPARTMENT OF TRANSPORTATION

The Indiana Department of Transportation's (INDOT) State Transportation Improvement Program (STIP) is Indiana's five-year planning and construction document that lists all projects and project phases expected to be funded within five years with federal funds, as well as state-funded projects that has been deemed "Regionally Significant".

INDOT is in the process of updating our STIP document. View the draft version of the 2022-2026 STIP and provide comments here: **https://www.in.gov/indot/4084.htm**.

The comment period is open for 45 days and ends May 25, 2021.

To learn more about the STIP, be sure to tune in to one of our virtual town halls.

- **Wednesday, April 28 @ 6 p.m. EDT ::REGISTER NOW::**
- **Thursday, April 29 @ 1 p.m. EDT**
- **Tuesday, May 4 @ 1 p.m. EDT**

Visit **http://www.in.gov/indot/STIP** for more!

Update your subscriptions, modify your password or email address, or stop subscriptions at any time on your Subscriber Preferences Page. You will need to use your email address to log in. If you have questions or problems with the subscription service, please visit subscriberhelp.govdelivery.com.

This service is provided to you at no charge by Indiana Department of Transportation.

Click here to receive Silver Alerts.

SHARE

This email was sent to mmcneil@indot.in.gov using GovDelivery Communications Cloud on behalf of: Indiana Department of Transportation · 100 N. Senate Ave., IGCN 755 · Indianapolis, IN 46204 · 866-849-1368

GOVDELIVERY

McNeil, Michael

From: Indiana Department of Transportation <indot@subscriptions.in.gov>
Sent: Monday, April 26, 2021 5:06 PM
To: McNeil, Michael
Subject: Three More Chances: Virtual Town Halls

INDIANA DEPARTMENT OF TRANSPORTATION

The Indiana Department of Transportation's (INDOT) State Transportation Improvement Program (STIP) is Indiana's five-year planning and construction document that lists all projects and project phases expected to be funded within five years with federal funds, as well as state-funded projects that has been deemed "Regionally Significant".

INDOT is in the process of updating our STIP document. View the draft version of the 2022-2026 STIP and provide comments here: **https://www.in.gov/indot/4084.htm**.

The comment period is open for 45 days and ends May 25, 2021.

To learn more about the STIP, be sure to tune in to one of our virtual town halls.

- **Wednesday, April 28 @ 6 p.m. EDT ::REGISTER NOW::**
- **Thursday, April 29 @ 1 p.m. EDT ::REGISTER NOW::**
- **Tuesday, May 4 @ 1 p.m. EDT ::REGISTER NOW::**

Visit **http://www.in.gov/indot/STIP** for more!

Update your subscriptions, modify your password or email address, or stop subscriptions at any time on your Subscriber Preferences Page. You will need to use your email address to log in. If you have questions or problems with the subscription service, please visit subscriberhelp.govdelivery.com.

This service is provided to you at no charge by Indiana Department of Transportation.

Click here to receive Silver Alerts.

SHARE

This email was sent to mmcneil@indot.in.gov using GovDelivery Communications Cloud on behalf of: Indiana Department of Transportation · 100 N. Senate Ave., IGCN 755 · Indianapolis, IN 46204 · 866-849-1368

GOVDELIVERY

McNeil, Michael

From: Indiana Department of Transportation <indot@subscriptions.in.gov>
Sent: Wednesday, April 28, 2021 11:41 AM
To: McNeil, Michael
Subject: INDOT Discusses the STIP at 6 p.m. TONIGHT!

INDIANA DEPARTMENT OF TRANSPORTATION

The Indiana Department of Transportation's (INDOT) State Transportation Improvement Program (STIP) is Indiana's five-year planning and construction document that lists all projects and project phases expected to be funded within five years with federal funds, as well as state-funded projects that has been deemed "Regionally Significant".

INDOT is in the process of updating our STIP document. View the draft version of the 2022-2026 STIP and provide comments here: **https://www.in.gov/indot/4084.htm**.

The comment period is open for 45 days and ends May 25, 2021.

To learn more about the STIP, be sure to tune in to one of our virtual town halls.

- **Wednesday, April 28 @ 6 p.m. EDT ::REGISTER NOW::**
- **Thursday, April 29 @ 1 p.m. EDT ::REGISTER NOW::**
- **Tuesday, May 4 @ 1 p.m. EDT ::REGISTER NOW::**

Visit **http://www.in.gov/indot/STIP** for more!

Update your subscriptions, modify your password or email address, or stop subscriptions at any time on your Subscriber Preferences Page. You will need to use your email address to log in. If you have questions or problems with the subscription service, please visit subscriberhelp.govdelivery.com.

This service is provided to you at no charge by Indiana Department of Transportation.

Click here to receive Silver Alerts.

SHARE

This email was sent to mmcneil@indot.in.gov using GovDelivery Communications Cloud on behalf of: Indiana Department of Transportation · 100 N. Senate Ave., IGCN 755 · Indianapolis, IN 46204 · 866-849-1368

GOVDELIVERY

McNeil, Michael

From: Indiana Department of Transportation <indot@subscriptions.in.gov>
Sent: Monday, May 3, 2021 3:42 PM
To: McNeil, Michael
Subject: Last Chance: STIP Virtual Town Hall

INDIANA DEPARTMENT OF TRANSPORTATION

The Indiana Department of Transportation's (INDOT) State Transportation Improvement Program (STIP) is Indiana's five-year planning and construction document that lists all projects and project phases expected to be funded within five years with federal funds, as well as state-funded projects that has been deemed "Regionally Significant".

INDOT is in the process of updating our STIP document. View the draft version of the 2022-2026 STIP and provide comments here: **https://www.in.gov/indot/4084.htm**.

The comment period is open for 45 days and ends May 25, 2021.

To learn more about the STIP, be sure to tune in to our last virtual town hall online or by phone:

- **Tuesday, May 4 @ 1 p.m. EDT ::REGISTER NOW::**

Visit **http://www.in.gov/indot/STIP** for more!

Update your subscriptions, modify your password or email address, or stop subscriptions at any time on your Subscriber Preferences Page. You will need to use your email address to log in. If you have questions or problems with the subscription service, please visit subscriberhelp.govdelivery.com.

This service is provided to you at no charge by Indiana Department of Transportation.

Click here to receive Silver Alerts.

SHARE

This email was sent to mmcneil@indot.in.gov using GovDelivery Communications Cloud on behalf of: Indiana Department of Transportation · 100 N. Senate Ave., IGCN 755 · Indianapolis, IN 46204 · 866-849-1368

GOVDELIVERY

McNeil, Michael

From: Indiana Department of Transportation <indot@subscriptions.in.gov>
Sent: Friday, May 14, 2021 3:38 PM
To: McNeil, Michael
Subject: Did you miss the STIP town halls?

INDIANA DEPARTMENT OF TRANSPORTATION

The Indiana Department of Transportation's (INDOT) State Transportation Improvement Program (STIP) is Indiana's five-year planning and construction document that lists all projects and project phases expected to be funded within five years with federal funds, as well as state-funded projects that has been deemed "Regionally Significant".

INDOT is in the process of updating our STIP document. View the draft version of the 2022-2026 STIP and provide comments here: **https://www.in.gov/indot/4084.htm**.

The comment period is open for 45 days and ends May 25, 2021.

Over the past few weeks INDOT hosted a series of virtual town halls regarding the STIP that had opportunities for public questions and comments. If you missed them, you can view each one in their entirety on YouTube at the links below.

- **Wednesday, April 21**
- **Wednesday, April 28**
- **Thursday, April 29**
- **Tuesday, May 4**

Visit **http://www.in.gov/indot/STIP** for more!

Update your subscriptions, modify your password or email address, or stop subscriptions at any time on your Subscriber Preferences Page. You will need to use your email address to log in. If you have questions or problems with the subscription service, please visit subscriberhelp.govdelivery.com.

This service is provided to you at no charge by Indiana Department of Transportation.

Click here to receive Silver Alerts.

SHARE

This email was sent to mmcneil@indot.in.gov using GovDelivery Communications Cloud on behalf of: Indiana Department of Transportation · 100 N. Senate Ave., IGCN 755 · Indianapolis, IN 46204 · 866-849-1368

The second phase of STIP media release was in December 2021.

Here is an example of the electronic communications that was sent out.

The Indiana Department of Transportation's (INDOT) State Transportation Improvement Program (STIP) is the State's 5-year planning and construction document that lists all projects and project phases expected to be funded within five years with federal funding, as well as state-funded projects that have been deemed "Regionally Significant."

INDOT is in the process of updating the 2022 – 2026 STIP. A draft version of the STIP is available at: www.in.gov/indot/STIP for a 45-day+ comment period between December 8, 2021 and January 27, 2022.

Join us for a public meeting to learn more – Your voice matters!

Proactive public involvement is important in the state's transportation planning processes. There are multiple opportunities for the public and stakeholders to have a voice in the STIP development process:

- Join us for one of the 4 virtual town-hall public meetings December 14, 15, or 16, 2021.
  - Register to attend at in.gov/indot/STIP, today!
  - Recordings of the meetings will be available after December 17, 2021.
- Review the draft 2022-2026 STIP and provide your comments using the online form, email or direct mail your comments to the address below.
- Contact your respective INDOT District Office regarding transportation facility needs or contact your respective Metropolitan or Regional Planning Office to participate in planning meetings in your area and provide your comments. A listing of district, metropolitan, and regional planning office can be found at: in.gov/indot/STIP.

Visit www.in.gov/indot/STIP to learn more about the STIP, planning efforts and processes, and information about how you can get involved.

We look forward to hearing from you. If you have any questions in the meantime, please contact:

Indiana Department of Transportation
Attn: Planning Department
100 N. Senate Avenue, IGNC N758
Indianapolis, IN 46204

Follow Us on Facebook or Twitter

Update your subscriptions, modify your password or email address, or stop subscriptions at any time on your Subscriber Preferences Page. You will need to use your email address to log in. If you have questions or problems with the subscription service, please visit subscriberhelp.govdelivery.com.

This service is provided to you at no charge by Indiana Department of Transportation.

Click here to receive Silver Alerts.

SHARE

This email was sent to sbelch@indot.in.gov using GovDelivery Communications Cloud on behalf of: Indiana Department of Transportation · 100 N. Senate Ave., IGCN 755 · Indianapolis, IN 46204 · 855-463-6848

GOVDELIVERY

INDOT STIP Draft Social Media Outreach

Virtual Meetings 12/14-12/16/2021

Post Date/Time	Post Copy	Design Concepts
12/8/2021 3:00pm	Learn more about the State's plan for improving and investing in the transportation system over the next 5 years. Register to attend one of our virtual public involvement meetings next week! [embed www.in.gov/indot/STIP and tag INDOTNorthwest, INDOTNortheast, INDOTWestCentral, INDOTEast, INDOTVincennesDistrict, INDOTSoutheast]	
12/10/2021 3:00pm	We are hosting virtual public involvement meetings next week to provide updates on the State's Transportation Improvement Plan. Register today to attend and share your thoughts. [embed www.in.gov/indot/STIP and tag INDOTNorthwest, INDOTNortheast, INDOTWestCentral, INDOTEast, INDOTVincennesDistrict, INDOTSoutheast]	

12/14 1:30 PM	Join us tonight to learn more about why the State's Transportation Improvement Plan is so important. Register now to attend at 6 p.m. tonight and share your thoughts. [embed www.in.gov/indot/STIP and tag INDOTNorthwest, INDOTNortheast, INDOTWestCentral, INDOTEast, INDOTVincennesDistrict, INDOTSoutheast]		
12/14 5:45 PM	We are going live in a few minutes to provide an update on the State's Transportation Improvement Plan. Join now and share your thoughts. [embed www.in.gov/indot/STIP and tag INDOTNorthwest, INDOTNortheast, INDOTWestCentral, INDOTEast, INDOTVincennesDistrict, INDOTSoutheast]	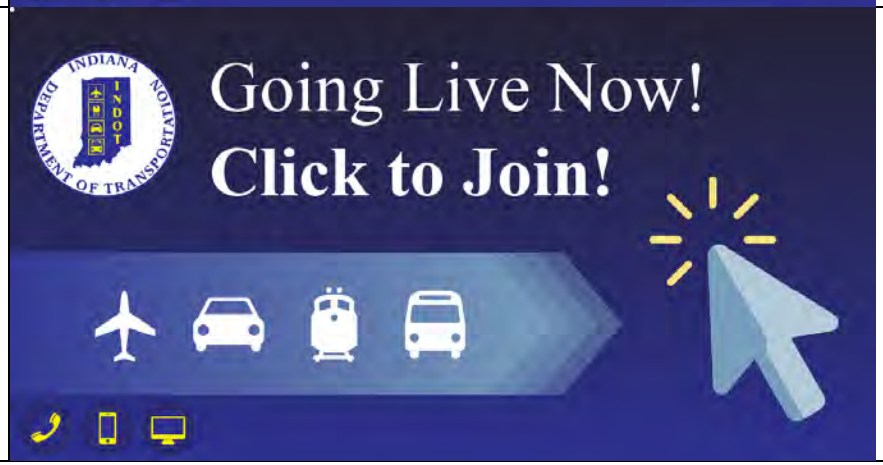	

12/15 10:30 AM	Did you miss the STIP public meeting last night? That's okay! You can join us tonight to learn about why the State's Transportation Improvement Plan is so important. Register now to attend at 6 p.m. tonight and share your thoughts. [embed www.in.gov/indot/STIP and tag INDOTNorthwest, INDOTNortheast, INDOTWestCentral, INDOTEast, INDOTVincennesDistrict, INDOTSoutheast]	
12/15 5:45 PM	We are going live in a few minutes to provide an update on the State's Transportation Improvement Plan. Join now and share your thoughts. [embed www.in.gov/indot/STIP and tag INDOTNorthwest, INDOTNortheast, INDOTWestCentral, INDOTEast, INDOTVincennesDistrict, INDOTSoutheast]	

12/16 10:30 AM	Today is the last day of our virtual meetings for the State Transportation Improvement Plan. We have a meeting at 1 p.m. and another at 6 p.m. Please join us and share your thoughts on how we plan to invest federal and state dollars over the next 5 years. Register in advance. [embed www.in.gov/indot/STIP and tag INDOTNorthwest, INDOTNortheast, INDOTWestCentral, INDOTEast, INDOTVincennesDistrict, INDOTSoutheast]	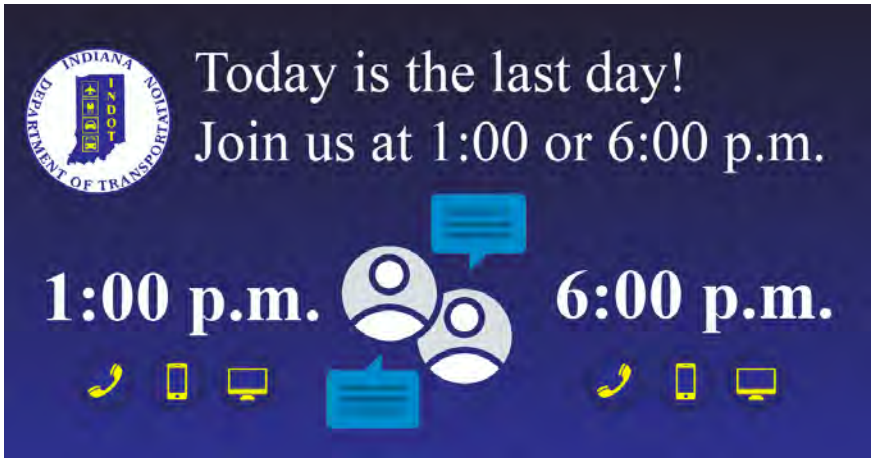

Indiana Department of Transportation

Statewide Transportation Improvement Program (STIP)

Public Involvement Opportunity

The Indiana Department of Transportation's (INDOT) State Transportation Improvement Program (STIP) is the State's 5-year planning and construction document that lists all projects and project phases expected to be funded within five years with federal funding, as well as state-funded projects that have been deemed "Regionally Significant."

INDOT is in the process of updating the 2022 – 2026 STIP. A draft version of the STIP is available at: **www.in.gov/indot/STIP** for a 45-day comment period between **December 8, 2021 and January 21, 2022.**

We look forward to hearing from you.
If you have any questions in the meantime, please contact:

Indiana Department of Transportation
Attn: Planning Department
100 N. Senate Avenue, IGNC N758
Indianapolis, IN 46204

Join us for a public meeting to learn more – Your voice matters!

Proactive public involvement is important in the state's transportation planning processes. There are multiple opportunities for the public and stakeholders to have a voice in the STIP development process:

- Join us for one of the 4 virtual town-hall public meetings December 14, 15, or 16, 2021.
  - Register to attend at **www.in.gov/indot/STIP**, today!
  - Recordings of the meetings will be available after December 17, 2021.
- Review the draft 2022-2026 STIP and provide your comments using the online form, email or direct mail your comments to the address below.
- Contact your respective INDOT District Office regarding transportation facility needs or contact your respective Metropolitan or Regional Planning Office to participate in planning meetings in your area and provide your comments. A listing of district, metropolitan, and regional planning office can be found at: **www.in.gov/indot/STIP** or by using the QR Code.

Scan the QR Code to learn more about the STIP, planning efforts and processes, and information about how you can get involved.

Follow Us on Facebook or Twitter

facebook.com/indianadepartmentoftransportation

Indiana Government @IN_gov

Screen shot of the public meeting that was posted on the website:
https://www.in.gov/indot/resources/state-transportation-improvement-program-stip/

https://www.in.gov/indot/resources/state-transportation-improvement-program-stip/

ion about novel coronavirus (COVID-19)

t information about coronavirus and the Indiana Department of Health preparations here - coronavirus.in.gov

IN.gov | Indiana Department of Transportation | Districts | Public Meetings & Hearings | Subscribe to Alerts | Careers | Contact INDOT

2022-2026 STIP

INDOT is in the process of updating the 2022 - 2026 STIP. A draft version of the STIP is available here for a 45-day+ comment period between December 8, 2021 and January 27, 2022.

Four virtual meetings will be hosted December 14-16, 2021. Join us to learn more about the 2022-2026 STIP!

December 14, 6 p.m. EST
Registration/Event Access
Call-in number:
+1-408-418-9388
Access code: 2496 839 0353

December 15, 6 p.m. EST
Registration/Event Access
Call-in number:
+1-408-418-9388
Access code: 2481 385 7755

December 16, 1 p.m. EST
Registration/Event Access
Call-in number:
+1-408-418-9388
Access code: 2492 263 7680

December 16, 6 p.m. EST
Registration/Event Access
Call-in number:
+1-408-418-9388
Access code: 2486 917 1908

What is a STIP?

The State Transportation Improvement Program (STIP) is Indiana's four-five planning and construction document that lists all projects and project phases expected to be funded within 5-years with federal funds as well as state-funded projects that has been deemed Regionally Significant. It is prepared in cooperation with local government entities throughout Indiana, including Transportation Planning Regions (TPRs), Metropolitan Planning Organizations (MPOs), and Regional Planning Organizations (RPOs). The STIP identifies the funding and the scheduling of transportation projects and programs by fiscal year (July 1 through June 30). It includes all state and local transportation projects funded with federal highway and/or federal transit funding along with 100 percent state funded transportation projects (including highway, passenger rail, freight, public transit, bicycle and pedestrian), and projects in the national parks).

https://www.in.gov/indot/resources/state-transportation-improvement-program-stip/stip-fy-2022-to-fy-2026/

ion about novel coronavirus (COVID-19)

t information about coronavirus and the Indiana Department of Health preparations here - coronavirus.in.gov

IN.gov | Indiana Department of Transportation | Districts | Public Meetings & Hearings | Subscribe to Alerts | Careers | Contact INDOT

Online Services | I Want To | FAQs | Find an Agency | Gov. Eric J. Holcomb

STIP FY 2022 to FY 2026

INDOT > Resources > State Transportation Improvement Program (STIP) > STIP FY 2022 to FY 202

The Statewide Transportation Improvement Program (STIP) is a four to five year planning document that lists all projects expected to be funded in those four years with Federal funds and those state-funded projects that have been deemed as Regionally Significant. This page includes INDOT's draft Statewide Transportation Improvement Program (STIP), which covers state fiscal years 2022-2026. For access to INDOT's current and historical STIP and to learn more about how the STIP is developed, please visit our STIP website.

Your opinion matters to us when it comes to improving Indiana's roads, bridges, pedestrian trails and more!

STIP Draft 2020-2026 - Pages 1-54 (narrative to Appendix B)
STIP Draft 2020-2026 - Pages 55-448 (Appendix C and Appexndix D - highway and transit projects)
STIP Draft 2020-2026 - Pages 449-517 (Appendix E to Appendix I)
STIP Draft 2020-2026 - Pages 518-541 (Appendix J to end of the document)

The Draft STIP 2022-2026 full document is available for a 45-day public comment period between December 8, 2021 and January 27, 2022. You may view one of the short educational presentation about the STIP below. If you have any questions or comments about the presentation then please reference the Town Hall session and call 1-855-INDOT4U (1-855-463-6848) or visit the website INDOT4U.

The virtual 2022-2026 STIP meetings will be scheduled as followed:

- Dec 14th at 6:00 PM Registration/Event Access Call-in number: 408-418-9388 Access code: 2496 839 0353
- Dec 15th 6:00 PM Registration/Event Access Call-in number: 408-418-9388 Access code: 2481 385 7755
- Dec 16th - 6;00 PM Registration/Event Access Call-in number: 408-418-9388 Access code: 2492 263 7680
- Dec 16th 1:00 PM Registration/Event Access Call-in number: 408-418-9388 Access code: 2486 917 1908

Indiana Department of Transportation

Statewide Transportation Improvement Program (STIP)

Public Involvement Opportunity

The Indiana Department of Transportation's (INDOT) State Transportation Improvement Program (STIP) is the State's 5-year planning and construction document that lists all projects and project phases expected to be funded within five years with federal funding, as well as state-funded projects that have been deemed "Regionally Significant."

INDOT is in the process of updating the 2022 – 2026 STIP. A revised draft version of the STIP is availableat: **www.in.gov/indot/STIP** for a 15-day comment period between **February 1 and February 16, 2022.**

We look forward to hearing from you.
If you have any questions in the meantime, please contact:

Indiana Department of Transportation
Attn: Planning Department
100 N. Senate Avenue, IGNC N758
Indianapolis, IN 46204

Join us for a public meeting to learn more – Your voice matters!

Proactive public involvement is important in the state's transportation planning processes. There are multiple opportunities for the public and stakeholders to have a voice in the STIP development process:

- Join us for one of the 2 virtual town-hall public meetings February 8 or 9, 2022.
  - To attend, visit **www.in.gov/indot/STIP**, today!
  - Recordings of the meetings will be available.
- Review the revised draft 2022-2026 STIP and provide your comments using the online form, email or direct mailyour comments to the address below.
- Contact your respective INDOT District Office regarding transportation facility needs or contact your respective Metropolitan or Regional Planning Office to participate in planning meetings in your area and provide your comments. A listing of district, metropolitan, and regional planning office can be found at: **www.in.gov/indot/STIP** or by using the QR Code.

Scan the QR Code to learn more about the STIP, planning efforts and processes, and information about how you can get involved.

Follow Us on Facebook or Twitter

facebook.com/indianadepartmentoftransportation

Indiana Government @IN_gov

APPENDIX G

PUBLIC COMMENTS

INDOT STIP public comment period started April 9, 2021 and ended May 25, 2021 at 11:59 pm. All comments were sent to INDOT Office of Communications, recorded into INDOT Service Now application (a ticket-based system to track all customers' questions and comments), catalog the case and send the case to the appropriate department for answers, and then follow up with responses by the customer's phone number or email address that were provided.

There were at least three ways for the public to make comments.

1. INDOT4U –call, email, the app, online https://indottscc.service-now.com/csm.
2. Comments were submitted by filling out an online STIP Comment form https://www.in.gov/indot/3132.htm that is always available for STIP amendments.
3. US postal mail.

All public opinion matters to us when it comes to improving Indiana's roads, bridges, pedestrian trails and more. If the public have any questions or comments then call INDOT customer service at 1-855-INDOT4U (1-855-463-6848) 24 hours a day, seven days a week or visit the website INDOT4U.

855 INDOT4U

855-463-6848

Transportation Services Call Center

855-463-6848 • INDOT4U.com • INDOT@indot.in.gov

Submitted Comments	INDOT Response
Just inquiring about the 2022-26 STIP. It seems to be running late. I'm blaming it on uncertainty on the Federal side. Any information is appreciated. Thank you, Shawn Ward. Us road geeks will be excited.	To Customer: Thank you for contacting the Indiana Department of Transportation (INDOT) regarding your STIP comment. Personnel Michael McNeil has emailed you with feedback and information on this matter. If you have any further questions or concerns, please contact the Transportation Service Contact Center at (855)-463-6848. Thank you. Dear Shawn Ward, The webpage has been updated. https://www.in.gov/indot/4084.htm. Virtual Town Hall: State Transportation Improvement Program meetings will be held on the following dates. •April 21 at 6 pm •April 28 at 6 pm •April 29 at 1 pm •May 4 at 1 pm Register for this free event here: https://forms.gle/eHnzVb5BnDR2CccVA Per INDOT team: Email sent was sent on April 9, 2021 when STIP 2022-2026 was published.
Going over your Table of Contents for STIP FY 2022 TO FY 2026, I am not seeing anything regarding SAFETY, ROAD SAFETY AWARENESS, WORK ZONE SAFETY AWARENESS. Could you please share where I might find SAFETY UPDATES, PROPOSED PLANS, NEW SAFETY REGS, ETC., in your FIVE (5) YEAR PLAN?	In INDOT STIP refers to the Strategic Safety Plan (SHSP). SAFETY, ROAD SAFETY AWARENESS, WORK ZONE SAFETY AWARENESS has not been part of the table of contents in previous or current STIP. The INDOT Strategic Highway Safety Plan (SHSP), which is a separate document from the STIP, may be accesses using this link: https://www.in.gov/indot/files/shsp.pdf. For more information about the topic of Highway Safety, please visit the INDOT Office Traffic Safety Office's webpage at: https://www.in.gov/indot/4029.htm.
Recently moved out of IN due to the lack of on-road bicycling facilities. Wisconsin requires bicycle accommodations on all of their US/state routes. INDOT believes that bicyclists should be on a "multiuse path"- a glorified sidewalk which requires that bicyclists dodge pedestrians, and stop at countless side streets/driveways. When there is a paved shoulder, INDOT covers it with rumble strips.	Thank you for contacting the Indiana Department of Transportation (INDOT) regarding your comments and suggestions. This information has been forwarded to our project planning committee for consideration. If you have any further questions or concerns, please contact the Transportation Service Contact Center at (855)-463-6848. Thank you.
Eliminate the funnel effects on I-465 when 4 lanes goes down to 3, or 3 down to 2. So many areas of I-465 are excellent with respect to number of lanes. But when they funnel to a lower number of lanes, it creates backups. Make I-65 3-lanes thru state. Add signage on interstates saying "Keep Right Except to Pass". (I have more detailed ideas but you limit to 400 characters...)	Thank you for contacting the Indiana Department of Transportation with your State Transportation Improvement Program (STIP) comments. Your comments have been referred to the INDOT Technical Planning Section and the Office of Corridor Development for consideration regarding future improvements to I-465.

I read and hear Indiana is about to repair Bridges. I would like to see the final bridge deck to be the same height as the road surface. Not 6 inches higher or 6 inches lower. Indiana can't get this done. Other States do accomplish this. You might check with them to see how to do this. Thank you	Thank you for contacting the Indiana Department of Transportation with your State Transportation Improvement Program (STIP) comment. This comment has been documented for public record and has been forwarded to the INDOT Bridge Section.
NEED TO HAVE SOMEONE TO FIX THESE RAILROAD TRACKS ALL OVER TIPPECANOE COUNTY. DONT UNDERSTAND WHY THE TRACKS ON 26 EAST WERE NOT FIXED WHILE THE WHOLE INTERSECTION WAS BEING WORKED ON! WOULD OF BE AN OPPORTUNE TIME.	Thank you for contacting the Indiana Department of Transportation regarding the railroad tracks in Tippecanoe County. Please let us know the locations and we will find out which railroad owns the tracks and contact them.
Project ID:1800972 Road: SR 46 Just east of new point they resurfaced the road, no there is a dip in the resurfaced area. I've driven this route every work day for the last 12 years, I thought SR 46 in this area was not a bad road. Now we've paid to add a dip, I would like someone to check this out and see if they are going to fix it, if not leave it alone, it was better before. Thanks	To the customer: Thank you for contacting the Indiana Department of Transportation. Your STIP comment has been sent to Michael McNeil, Transportation Planning. If I receive any additional updates I will contact you with that information. Per INDOT team: The inquiry has been sent to INDOT Maintenance for further investigation.
This being Workzone Awareness Week, you might get more cooperation from drivers if you didn't have so many construction zones with nothing going on. I am on I 65, and I could not count how many signs saying work zone ahead but nothing is there I have seen. It is like the little boy crying wolf. If you only mark real work zones people might pay more attention to them. Ky. Puts a squad at begin.	Thank you for contacting the Indiana Department of Transportation with your State Transportation Improvement Program (STIP) comment. Your comments have been documented for public record. Suggest that we add that the comment has been forwarded to INDOT's Contracts or the District's Construction Director.
We need overheads for US 31 in Miami County. I asked the question last zoom and the man did not know and I have not heard any information for long term. The traffic is very heavy especially in summer months when people are traveling 65 to 75 miles an hour. Crossing farm equipment and Semi trucks with grain from Mexico Indiana often causes a back up in the summer months. We are people too.	Thank you for submitting a comment for the US 31 in Miami County STIP. INDOT and the communities we serve are fortunate in that we have a gifted and dedicated team working to make transportation choices that are in the best short, mid- and long-term interest of taxpayer investment and the traveling public. Your comment has been forwarded to the INDOT ITS (Intelligent Transportation System) Engineer that is in charge of where early warning overhead messaging boards are located. We are equally encouraged by stakeholders such as you who bring real-time concerns such as this to our attention. The INDOT4U call center is always available as another resource. Customer Service Professionals are on staff to assist you. The phone number is 855-463-6848. Once again, we appreciate the time and effort it took to contact INDOT. Your comment has helped us improve the STIP.

I hope that at least one of you can handle this. WHY is it so difficult/impossible to easily see what the specific amendment in question is, without needing to scroll through long documents and then not knowing for sure what is new or changed? You are one of several State agencies who do this. I wonder if it is intentional, to meet the letter of the law about public input without meeting the spirit of the law, to make it EASY for busy citizens to have a chance to know and respond to such things. IDEM and other agencies do this also, sending an e-mail that some list of fact sheets or list of permits has been revised, but not telling what has changed. Do the managers who set up these systems do this on purpose so that we will be frustrated? OR are the people who set up the system and those who input things just either lazy or perhaps overworked and understaffed? I don't have time, and suspect no one else does either, to print out a long document and keep it at hand each time there's one of these notices, and then go through it manually to see what changed from the previous list, in case it MIGHT be of concern to me. I wonder how many folks on the INDOT e-mail list did NOT know about the planned interchange at US 30 and Flaugh Road (which was added BEFORE there was any talk about the why-so-secret negotiations for the Amazon facility recently announced). I would not have known had I not gotten eyestrain and a headache scanning through a previous INDOT project list for all the Allen County entries. One should NOT have to do that. (I still think that will result in a LOT of illegal truck traffic south on Flaugh to Bass to Hadley—likely to destroy the two great new roundabouts on Bass Road—all of which should be using US 30 and I-69 to SR 14 to Hadley.) I hope you can address this TO CHANGE IT. Thank you. James R. Crouse, Voting taxpayer Fort Wayne IN	Dear Mr. Crouse, Thank you for contacting INDOT concerning the 2022-2026 State Transportation Improvement Plan (STIP). We appreciate your feedback, and have already made changes to the statewide STIP website thanks to your comments. www.in.gov/indot/stip INDOT and the communities we serve are fortunate in that we have a gifted and dedicated team working to make transportation choices that are in the best short, mid- and long-term interest of taxpayer investment and the traveling public. We are equally encouraged by stakeholders such as you who bring real-time concerns such as this to our attention. Because of your request, we have expanded the section, included several instructions that are now a part of How to Explore the STIP Project Listing. Here's the instructions: To adjust the size of the print, press Control (ctrl) (+) sign. For every click the size increases. To decrease the print size, press Control (ctrl) (-) key. To search the STIP by County or Route Number, hover your mouse in the lower part of the page and press Ctrl-F. A small search box will appear in the upper right-hand side of the page. Type in the County or Route Number and click. The project's page number will appear. To locate the specific page use the up or down arrows. Also, the County or Route Number will be highlighted. These instructions should make exploring the STIP a better experience for everyone. Once again, we appreciate the time and effort it took to contact INDOT. Your comment has helped us improve the STIP. Sincerely, Toni R. Mayo, Communications Director/Customer Service Director, INDOT Fort Wayne District, 855-INDOT4U (463-6848), tmayo@indot.in.gov
I am reaching out in regards to Highway 56 Strip Project that is being conducted in Dubois County 2.8 miles east of highway 231 This is a curve Preservation Project on Highway 56 Project #1500023. I am contacting you in hope of gaining information on if /or when the state may close Highway 56 to work on this Project. I am Employed By JFS Milling Inc. as Feed Mill Manager here in Dubois IN and Highway 56 is our main Highway used for incoming Ingredients and outgoing Feed Deliveries. We manufacture and deliver @ 9500 Tons of feed on a weekly bases with many of the incoming ingredients and outgoing feed deliveries utilizing Highway 56 to the west Going through this construction site. Any information that you could forward me on possible road closures time lines would be appreciated.	Thank you for contacting the Indiana Department of Transportation regarding State Road 56. We do have a project coming that will be a full closure on SR 56. They plan to the work on August 9th weather permitting and have it closed until at least October 17th again weather permitting. This is about all that we have at this time. Once it is closer to the time of closure they will have a pre-con and be able to provide the public with a detour to use. Thank you again for contacting INDOT. Should you have any additional questions or concerns, please fell free to contact our office at 855-463-6848.

Has West Virginia approached Indiana regarding their request for a daily Amtrak Cardinal service?	Thank you for contacting the Indiana Department of Transportation with your STIP Comment. Venetta Keefe, INDOT Rail manager, has contacted you to answer your question. This comment has been documented for public record.
Good Morning: Can I get the Project List in Excel format, something that is sortable? Thank you! If it is in WORD, that would be fine too. Sheryl R. Smith | BUSINESS DEVELOPMENT MANAGER | ATC Group Services LLC Direct +1 614 986 2748 | Cell +1 614 914 3546	There are free utilities online that can convert PDF to EXCEL or if you have access to Adobe Acrobat Professional that can convert a PDF to EXCEL.
From Customer Service: The customer did not receive any confirmation for the meeting she registered for, "To learn more about the STIP, be sure to tune in to our last virtual town hall online or by phone: Tuesday, May 4 @ 1 p.m. EDT ::REGISTER NOW:: Visit http://www.in.gov/indot/STIP for more!" The meeting is getting ready to start and she does not have any way to join and is looking for help with this. Per INDOT employees: Good morning gentlemen! I was unfortunately not notified of this case yesterday, so we could not help Ms. Farmer prior to the STIP meeting. Did the zoom attendee thing get figured out, or was this reported to you by anyone else? Also, was the meeting recorded so that it could be made available for others at a later date?	We are sorry that our customer was unable to join in and access the meeting live. The sessions were recorded and placed on INDOT YouTube channel https://youtube.com/user/IndianaDOT and posted on https://www.in.gov/indot/4084.htm. Ms Farmer was in contact with INDOT4U customer service.
The stretch of hwy 6 between meridian rd and hwy 49 is way too congested. This needs to be widened.my driveway is too hard to get out of traveling if i want to turn left(east).driveway next to tanner trace subd. I believe there also should be a frontage rd from tanner drive east all the way to the hospital on corner of 49 and 6, or a stoplight where tanner trace residents can safely leave or enter	Thank you for contacting the Indiana Department of Transportation with your STIP Comment. This comment has been documented for public record and has been forwarded to our INDOT District Office for further investigation.
Mr. Lanahan, President of the Northern Indiana Passenger Rail Association (NIPRA) , reports that his organization has been working for several years to return passenger rail service to the Indiana cities of Fort Wayne, Gary, Plymouth Valparaiso and Warsaw, adding that they have received letters of support from each of these cities. The route would go from Chicago to Columbus, Ohio and continue to Pittsburgh, Pennslyvania. They would like to discuss this project with Governor Holcomb.	Thank you for contacting Governor Holcomb and Commissioner McGuinness. We appreciate your support of the bill introduced to the Indiana Legislature to create the Indiana Passenger Rail Commission. Thank you!

Could you please tell me if the 2020-2024 TIP amendments are included in the 2020-2024 STIP amendments?	Thank you for contacting the Indiana Department of Transportation regarding your inquiry about the amendments to the 2020 – 2024 STIP. All approved amendments to the 2020 – 2024 STP are published on INDOT's website and may be found using this link: https://www.in.gov/indot/3783.htm. STIP amendments are considered as draft amendments until an official letter of approval is received by INDOT from the Federal Highway Administration (FHWA). Once an amendment is approved by FHWA, it becomes a part of the 2020 - 2024 STIP.
The customer contacted INDOT today to try to find out information about the stream occurring at 1pm today regarding STIP. When we were not able to access the stream in time, she wanted to know if there was any way to access old streams, just to access the information and learn what's new.	Thank you for contacting the Indiana Department of Transportation regarding the most recent STIP meeting. We apologize for the issues you experienced. The previous STIP meetings were recorded, and are available on our website at: https://www.in.gov/indot/4084.htm. This site will provide you with the previous dates' presentations via a link that opens within YouTube. From there, you will be able to watch the presentations at your leisure. Should you have any questions, please feel free to contact our Transportation Services Call Center at 855-463-6848 or online at www.INDOT4U.com. Thank you!
The customer is from a University in California and is trying to get into contact with INDOT about or State Transportation Improvment System. The customer has been tasked by his state to take a survey of all the other states imporvement systems and wants to get an email chain going with someone who can assist him in information about this.	Thank you for contacting the Indiana Department of Transportation with your question. Michael McNeil has contacted you and provided his email address. Thank you!
The customer called in today wanting to know where he could find information on STIP meetings in his area. He was wanting to know if there was a resource he could view with this information.	Thank you for contacting the Indiana Department of Transportation (INDOT) regarding STIP information. As we discussed during your call today, I was able to provide the website address https://www.in.gov/indot/4084.htm with the information. If you have any further questions or concerns please contact the Transportation Service Contact Center at (855)-463-6848. Thank you.
Ms. Farmer called back in today because she was able to receive the link for the STIP meeting Zoom call today scheduled at 1pm, but she was getting an error that no more attendees were being allowed in to the meeting. She has been trying to join the last two public meetings about this. Please contact her regarding this matter.	We are sorry that our customer was unable to join in and access the meeting live. The sessions were recorded and placed on INDOT YouTube channel https://youtube.com/user/IndianaDOT and posted on https://www.in.gov/indot/4084.htm. Ms Farmer was in contact with INDOT4U customer service.

Noise control needs to be addressed for the residents that live near US 31 and the Wabash River bridge. The noise generated by semi trucks continues to get worse . Thuds as they jump onto the bridge deck and again when exiting the deck. Excessive use of compression braking also needs to be addressed. Please reduce noise levels	Thank you for contacting the Indiana Department of Transportation with your State Transportation Improvement Program (STIP) comment. Your comments have been documented for public record. You comment has been forwarded to the INDOT District Office for further investigation.
Kim Irwin, from Health By Design provided the following STIP comment from her coalition: "Consistent with our past input, this STIP continues to represent a significant imbalance in modal investment, with too much funding going into system expansion and roadway projects and a tiny fraction being used for active transportation modes. Furthermore, because of the way the projects are documented and tracked, it's impossible to account for the elements that might improve safety and access for people walking, biking and/or using a mobility device. The STIP should provide additional project details, so that the public can see if/when multimodal elements are being incorporated."	Thank you for contacting the Indiana Department of Transportation with your State Transportation Improvement Program (STIP) comment. Your comments have been documented for public record. We need more of an answer to this comment before publishing.
Kim Irwin from Health By Design provided the following comment from her coalition: "The STIP references both the long-range transportation plan and the five-year construction plan, but does not make direct connections between the actual content of the various documents. Also, the construction plan still does not appear to be publicly available. How doe we access a copy of this plan? Why isn't it an appendix to the STIP or clearly linked?"	The STIP contains portions of the 5-year CN plan of INDOT roadway projects that are federally funded and those state funded projects that are deemed regionally significant. The Next Level Roads Program includes projects in the STIP, non-STIP INDOT projects, and unfunded future projects this document can be found at: https://entapps.indot.in.gov/dotmaps/nlri/.
Kim Irwin from Health By Design provided the following comment from her coalition: "The 2016 Strategic Highway Safety Plan is referenced in the STIP. Given that the SHSP is slated to be updated this year, how will that be reflected and updated in the STIP?"	SHSP revision will use 100% state funding so it isn’t shown in the current STIP. After the INDOT Strategic Safety Plan is fully updated and adopted it will be referenced in the STIP.

Kim Irwin from Health By Design provided the following comment from her coalition: "Complete Streets – as a policy or concept – is still not mentioned or referenced throughout the document. How is INDOT's policy applied to the projects represented in the STIP? "	Complete Streets is an approach that can be applied to road planning and design that considers and balances the needs of all transportation users. It's about the basics: improving the transportation system's safety and functionality for all users regardless of age, ability, or mode of travel (car, truck, walking, biking, or transit). The main premise simply involves getting people around safely and efficiently from point A to point B, using whatever mode of travel they choose. The various components of complete streets, particularly related to but not limited to vulnerable users such as pedestrians and bicyclists, are generally a consideration first brought up during the early project scoping process. When opportunities arise during roadway improvements, INDOT's District Offices can coordinate with local officials and stakeholders to evaluate the need, capacity and desire to add complete street attributes to projects. A recent example of this coordination took place on an INDOT resurfacing project that was programmed along SR 46 in the City of Bloomington. Officials from the City, together with local stakeholder groups coordinated with INDOT's Seymour District to safely reduce the number of travel lanes in order to incorporate bicycle lanes on both sides of SR 46 from Pete Ellis Drive to SR 446.
Kim Irwin from Health By Design provided the following comment from her coalition: "The term equity is not mentioned at all and accessibility is only referenced as it relates to accommodations for public participation. The section on Environmental Justice includes outdated template language that we have commented on each year since at least 2013. In past years, INDOT staff has indicated that updates to trainings, data, research, etc., have occurred, but once again, the outdated information is included here. "	Thank you for contacting the Indiana Department of Transportation with your State Transportation Improvement Program (STIP) comment. Your comments have been documented for public record.

Kim Irwin from Health By Design provided the following comment from her coalition: "We do not understand the targets listed, nor the methods used, with regard to safety performance measures on the STIP. Why would the target number of fatalities or serious injuries ever go up? There appears to be a potential manipulation of the data to meet goals, by making adjustments to targets midcourse. "	The current Indiana Strategic Highway Safety Plan (SHSP) notes Indiana's adoption of the Toward Zero Deaths philosophy. As stated in the current SHSP, Indiana's Goal for all public roadways is to "Move toward zero deaths resulting from traffic crashes". The Federal Highway Administration's (FHWA) mandated process for setting annual safety performance targets fills a different role. Per FHWA, the Safety Target process calls for an Evidence Based Process to project trends with the goal to; "Promote accountability for specific planning efforts, Support considerations of investment tradeoffs across different program areas". To achieve this goal, the target process must be "Based on data and research". The annual safety performance targets are predictions based on resource, road use, and economic trends. The targets are set analyzing previous data trends in an attempt to project the number and rate of motor vehicle crash fatalities and injuries will be one year into the future. These projected numbers are not INDOT's goals, rather INDOT aims to reduce fatal and injury crashes recognizing that there are a lot of factors outside of our or our partner agencies' control that influence the rise and fall in numbers of fatal crashes. INDOT and partner agencies and public groups work diligently on improving control of those factors within their scope to both reduce the risk of future serious injury and fatal crash outcomes. INDOT seeks to achieve Toward Zero Deaths by programming projects to address found sites with a history of serious crash outcomes and by initiating programs that seek to prevent crashes before they can happen by constructing wide spread safety countermeasures and promoting the use of the same countermeasures by local road transportation agencies.
Kim Irwin from Health By Design provided the following comment from her coalition: "It would be helpful to have additional explanation of the five core principles of Asset Management."	Thank you for contacting the Indiana Department of Transportation with your State Transportation Improvement Program (STIP) comment. Your comments have been documented for public record.

Kim Irwin from Health By Design provided the following comment from her coalition: "Which of the four Asset Management Teams is responsible for multimodal integration, equitably considering the needs of pedestrians, bicyclists, transit riders, rail passengers, people with disabilities, etc.?"	Multimodal integration, equitably considering the needs of pedestrians, bicyclists, transit riders, rail passengers, people with disabilities are all cross-cutting transportation needs that to varying degrees are considered by each of the for asset team, Mobility, Safety, Bridge and Pavement. In essence, each of asset teams have a level of responsibility that impact various modes. Mobility and safety are more closely responsible for the coordination of bicycle, pedestrian, safety, and connectivity to a variety of modes. Planning staff are imbedded in each of the asset groups. However for the bridge and pavement team, the planners ensure bike and pedestrian needs for bridge widening and road-reconstruction projects if there's current or future needs identified via plans, land-use development patterns, and others. Those plans then become a part of the deliberative considerations and discussions. The asset teams are also aware of ADA requirements for improvement strategies.
Kim Irwin from Health By Design provided the following comment from her coalition: "Why does the District Area/LPA/MPO/Early Consultation Meeting Process call for only one meeting per district? How is the public engaged in this process?"	These meetings are not open to the public. We meet with districts, LPA, MPOs, RPOs, some elected officials, economic development representatives, and others to discuss transportation issues, needs, coordinate local activities, technical analysis, and ongoing INDOT studies, and plan development activities. These groups represents their public constituents. The public can meet with their MPO, RPO, district, or local official and participate in open to the public meetings at MPOs in which the MPO and district brings up these needs in the annual regional meeting.
Kim Irwin from Health By Design provided the following comment from her coalition: "Section 164 penalties are referenced in the apportionments table, but nowhere in the STIP does it explain what those penalties are. What are those?"	The Section 164 penalty is funding withheld from the state from less restrictive programs (in our case NHPP & STBG) and forced to spend on HSIP activities. This is due to the state not having laws compliant with 23 U.S.C. 164.
Kim Irwin from Health By Design provided the following comment from her coalition: "As we've noted in the past, the public comment period should begin following the last public open house, giving those who attend it ample time for review and to provide meaningful comments."	INDOT publishes the draft STIP and seeks public comment throughout the period when the open house meetings are conducted. However, we thank you for your suggestion and will take it under review as INDOT makes adjustments and or, updates to its Public Involvement Plan.

APPENDIX H

PERFORMANCE MEASURES

FFY 2019 Traffic Safety Performance

Background:
INDOT has been proactively engaged regarding safety targets with FHWA from the beginning of the proposed rulemaking for establishing safety performance measures in 2014 through the promulgation of final rules in March 2016. Within months of the final rules promulgation, INDOT initiated dialogs with our state partners in target setting. Between August 2016 and June 2017, INDOT coordinated with the Indiana Criminal Justice Institute to ensure targets for fatalities, fatality rate, and suspected serious injuries will match in reports to NHTSA and FHWA. During the same period, INDOT coordinated with Indiana Metropolitan Planning Organizations regarding the state's methodology for establishing safety targets for the succeeding year. This coordination established the sources of data and the methodology for the calculating performance targets, as well as options for MPOs to accept state targets or establishing local targets.

In 2012, the short-term surface transportation funding legislation, Moving Ahead for Progress in the 21st Century – better known as MAP-21 was passed at a time when the nation was fresh off "The Great Recession" and there was great interest in being strategically frugal. It established requirements that state's use of federal transportation funds report on traffic safety performance. The National Highway Transportation Safety Administration and the Governor's Highway Safety Association's 2008 report on Traffic Safety Performance Measures became the source referenced in MAP-21 for safety measures. There were 14 measures, which centered on NHTSA focused traffic safety initiatives.

Table 7: INDOT SAFETY PERFORMANCE TARGETS

Number of Fatalities	**907.7**
Data Source: Fatality Analysis Reporting System 2009-2015 FARS Final File Count 2016 FARS Annual Report File 2017 Indiana State Police FARS Report For the purpose of comparison to the SHSO annual report, the 5 year average performance target listed above is based on a projected calendar **2020 value of (965)** as described in the following methodology. Baseline projections are calculated using fatality counts and applying an equation to generate predictive values for 2019-2020. This was accomplished by the software built into Microsoft Excel for applying a logarithmic trend line with a forward forecast of two years. The equation is of the form [y = A*ln(x) + B]. The resulting equation is then adjusted to more closely fit recent peak years by shifting the value of B to produce a matching value for the recorded peak. INDOT estimates seven fatalities annually may be influenced by	

every .1% change in annual unemployment. Recent economic forecasts indicate an additional decrease in annual unemployment of .2% during the 2018-2020 period can be reasonably anticipated in Indiana. Consequently, the fatality count projections include an additional seven fatalities each year in anticipation of an improving economic climate influencing greater risk-taking and unfortunately increased severe crash outcomes.	
Number of Serious Injuries	**3467.4**
Data Source: Automated Reporting Information Exchange System (ARIES) 2009- 2013 the “As reported” count of “Incapacitating Injuries” 2014-2017 an estimated count amounting to 7.2% of all non-fatal injuries For the purpose of comparison to the SHSO annual report, the 5 year average performance target listed above is based on a projected calendar **2020 value of (3,628)** as described in the following methodology. Baseline projections are calculated using incapacitating injury counts (or estimations) and applying an equation to generate predictive values for 2014-2018. This was accomplished by the software built into Microsoft Excel for applying a logarithmic trend line with a forward forecast of four years. The equation is of the form [y = A*ln(x) + B]. The resulting equation is then adjusted to more closely fit recent peak years by shifting the value of B to produce a matching value for the recorded peak.	
Fatality Rate	**1.097**
Data Source: Fatality Analysis Reporting System The NHTSA calculated and reported values through 2016. For the purpose of comparison to the SHSO annual report, the 5 year average performance target listed above is based on a projected calendar **2020 value of (1.154)** as described in the following methodology. Estimated/Predicted values for 2018-2020: The FHWA approved VMT for 2017 was significantly lower than the INDOT reported value there for an adjustment was made to the projection of annual Vehicle Miles Traveled (VMT) growth rate estimates. For 2018 a growth of 1.2% was used as in past years however for each of the next two years growth is estimated to be 1.05% to account for the effect on projections due to the last FHWA approved (2017) VMT of 817.52 hundred million VMT. INDOT’s Technical Planning Support & Programming Division estimates VMT by averaging the last 5 years of Annual Growth Rates for each of five factor groups and then averaging them. The Office of Traffic Safety uses those predicted annual estimates along with estimated fatalities then evaluated with the projected VMTs for their respective future years to produce predicted fatality rates per 100-million VMT.	
Serious Injury Rate	**4.178**
Data Source: Automated Reporting Information Exchange System (ARIES)	

The INDOT calculated and reported values through 2013. Using estimated incapacitating injuries and the FHWA VMT values for 2014-2018.

The 5 year average performance target listed above is based on a projected calendar **2020 value of (4.342)** as described in the following methodology.

Estimated/Predicted values for 2017-2020: The FHWA approved VMT for 2017 was significantly lower than the INDOT reported value there for an adjustment was made to the projection of annual Vehicle Miles Traveled (VMT) growth rate estimates. For 2018 a growth of 1.2% was used as in past years however for each of the next two years growth is estimated to be 1.05% to account for the effect on projections due to the last FHWA approved (2017) VMT of 817.52 hundred million VMT.

INDOT's Technical Planning Support & Programming Division estimates VMT by averaging the last 5 years of Annual Growth Rates for each of five factor groups and then averaging them. The Office of Traffic Safety uses those predicted annual estimates for incapacitating injuries along with the projected VMTs for their respective future years to produce predicted fatality rates per 100-million VMT.

Total Number of Non-Motorized Fatalities and Serious Injuries	**405.9**

Data Source: Fatality Analysis Reporting System (Non-motorist persons)
2009-2014 FARS Final File Count
2016-2017 FARS Annual Report File
2018 Indiana State Police FARS Report
Data Source: Automated Reporting Information Exchange System (ARIES) (Non-motorist persons)*
2009-2013 the "As reported" count of "Incapacitating Injuries"
2014-2018 an estimated count amounting to 13% of all non-fatal injuries

"The 5 year average performance target listed above is based on a projected calendar 2019 value of (420) as described in the following methodology." Baseline projections of Non-Motorist Fatalities are calculated using FARS Fatality counts and applying an equation to generate predictive values for 2018-2020. This was accomplished by the software built into Microsoft Excel for applying a logarithmic trend line with a forward forecast of two years. The equation is of the form [y = A*ln(x) + B]. The resulting equation is then adjusted to more closely fit recent peak years by shifting the value of B to produce a matching value for the recorded peak.

Non-Motorist incapacitating injuries are projected logarithmically as above for 2019-2020 with non-motorist incapacitating injuries projected as 13% of projected all non-motorist non-fatal injuries.

*In addition to persons classified as pedestrians or pedal-cyclists, persons classified as animal drawn vehicle operators are included in the calculation. This is due to the significant number of crashes involving these vehicles across Indiana.

*Based on 2016 – 2020 five--year average

Three years later in the Fixing America's Surface Transportation Act or "FAST Act“ advocates for non-motorized transportation lobbied for greater transportation funding, and so performance measures needed to be created to determine impacts of federal funds used to improve those modes. About a year after the FAST Act became law, US DOT promulgated regulations on what data states must monitor, establish target goals for, and report on progress to achieve those targets. When the regulations were published only three of the original 14 performance measures noted in MAP-21 were deemed appropriate for performance management targets involving DOT’s. Two new measures were established for a total of five.

The first three come from 2008 NHTSA/GHSA Traffic Safety Performance Measures report,

- The Number of Fatalities as determined by Final FARS counts, or if unavailable the FARS Annual Report File, or if unavailable the state’s crash records system.
- The Rate of Fatalities per 100 million vehicle miles traveled using projected VMT data.
- The Number of “Suspected Serious Injuries”

The next two were added to address FHWA requirements.

- The Rate of Suspected Serious Injuries per 100 million vehicle miles traveled.
- Finally the number of Non-motorized Fatalities and Non-motorized Suspected Serious Injuries.

The first three performance measures are required for reporting to NHTSA and FHWA must match, requiring the state reporting agencies to collaborate and agree upon the data, methodology, and resulting targets. The final two performance measure targets are only required in state reports to FHWA.

The reports of safety targets in the Indiana Highway Safety Plan (HSA) to NHTSA is due July 1st and then in the Highway Safety Improvement Program (HSIP) to FHWA annual report August 31 of each year.

Note that these projections are not Indiana’s Traffic Safety Goals, rather they are projections of what is estimated to occur based upon past performance and other anticipated influences.

Data Sources:

Fatalities: Preference - Fatality Analysis Reporting System when available followed by the ARIES System

1. FARS Final File
2. FARS Annual Report File
3. Indiana State Police FARS Report

Suspected Serious Injuries (KABCO “A”) - Preference - Automated Reporting Information Exchange System (ARIES)

1. For years up through 2013, the “As reported” count of “Incapacitating Injuries”
2. For years from 2014 to the present, an estimated count amounting to 7.2% of all non-fatal injuries

Vehicle Miles Traveled - Preference - FHWA Highway Statistics Series when available followed by INDOT Volume Projections

1. For years up through a period two years before the prior year, the FHWA Table VM-2 total for Indiana (FHWA VMT)
2. For projections made from the prior year through the target year a VMT growth rate is estimated by INDOT
   (current growth rate is estimated to be 1.2% per year)

Fatality Rate: Fatality Analysis Reporting System

1. The NHTSA calculated and reported values through the two prior years.

INDOT calculates a rate for the prior year and projects rates for the current and succeeding years.

Suspected Serious Injury Count Issue:

In October 2014, Indiana’s electronic police motor vehicle crash reporting system implemented a change that redefined an “Incapacitating injury.” To replace a reporting police officer’s subjective rating of injury level, the Indiana Traffic Records Coordinating Committee and Indiana State Police agreed to make the immediate transport of any driver, passenger, pedestrian, animal drawn vehicle operator, or bicyclist from the scene of the crash for medical treatment constituted an “Incapacitating injury.” The effect was an increase in “Incapacitating injuries” as now people are counted who are transported out of an abundance of caution seeking a doctor’s evaluation of their unknown level of injury.

Regulations promulgated under 23 CFR 1300 to support the administration of federal transportation funding included a requirement that states report Suspected Serious Injuries using the criteria established in the fourth edition of the Model Minimum Uniform

Crash Criteria (MMUCC). This linkage of an advisory document's definition to a federal regulation put Indiana's wider non-subjective definition of incapacitating (serious) injury out of compliance.

Specifically, the definition states, a suspected serious injury is an injury other than fatal which results in one or more of the following:

- Severe laceration resulting in exposure of underlying tissues/muscle/organs or resulting in significant loss of blood,
- Broken or distorted extremity (arm or leg),
  Crush injuries,
- Suspected skull, chest or abdominal injury other than bruises or minor lacerations,
- Significant burns (second and third degree burns over 10% or more of the body),
- Unconsciousness when taken from the crash scene, or
  Paralysis.

The Indiana State Police and it's contractor maintaining the motor vehicle traffic crash report system are developing changes that will maintain Indiana's collection of the non-subjective "Incapacitating Injury" because of transport from the scene, while adding a data element to identify if the transport was due to one of the injury types specifically defined as a "Suspected Serious Injury" or for some other reason. This modification will put Indiana in compliance with the current federal law. Deployment of new Officer Reporting software (ARIES 6.0) is anticipated in 2019-2020. In order to allow for trend analysis, an estimated count of KABCO "A" (Suspected Serious Injuries) was developed after consultation with federal and state partners.

In this proxy for missing data, Indiana analyzed an injury count that remained consistent across all years, the total number of non-fatal injuries. The number of KABCO "A" level injuries "Incapacitating injuries" were evaluated to establish the percentage of non-fatal injuries they contributed. The annual average percent contribution of "A" injuries prior to the definition change the contribution was 7.1%. Weighting this value to account for recent increases in injury counts in the most recent three years, the value is adjusted to 7.2%.

Indiana uses that percentage of non-fatal injuries for each year to represent the number of "Suspected Serious Injuries." This percentage contribution is valid only when examining all crashes on all roads in Indiana. A value for any regional subset of the data will require its own historic analysis to establish the percentage contribution of "A" injuries to all non-fatal injuries in the subset.

In the case of *Non-Motorist A Injuries* as a percentage of *All Non-Motorist Non-Fatal Injuries* the statewide percent was found to average 13.0% of all Non-Fatal Injuries (Years 2004-2013). For *Non-Motorist Fatalities* as a percentage of All Fatalities the average is 10.5% (Years 2004-2015). Again, any regional subset of the data will require its own historic analysis to establish the percentage contribution.

The projections produced by this methodology represent a mathematical baseline before further adjustments to reflect consideration of non-highway influences that affect highway travel and traveler risk-taking. These influences would include, but are not limited to, economic change, technology proliferation, and weather.

Project Methodology

Fatality/Injury Count: Indiana's electronic crash report data is reliable back to January 1, 2004, however 2009 was selected as the base year for projection of injury counts. It is a reasonable starting point as 2009 was the bottom of "the great recession" and represents the most recent low point for highway traffic crashes in Indiana. With the economic recovery, Indiana has experienced an increase in highway traffic and consequently increased motor vehicle crashes. It follows that projections of highway traffic safety performance acknowledge and reflect increased exposure.

Baseline projections are calculated using fatality and "A" injury counts (or estimations) and applying an equation to generate predictive values for the current and target years. This was accomplished by the software built into Microsoft Excel for applying a logarithmic trend line with a forward forecast of four years. The equation is of the form [$y = A*\ln(x) + B$]. The resulting equation is then adjusted to more closely fit recent peak years by shifting the value of B to produce a matching value for the recorded peak.
Fatality/Injury Rate: The predicted annual counts for fatalities and "A" injuries are then evaluated with the projected traffic volumes for their respective future years to produce predicted injury rates per 100-million VMT.

Vehicle Miles Traveled: The predicted annual Vehicle Miles Traveled (VMT) growth rate for each of the next five years is estimated to be 1.20% from the FHWA approved VMT in 2015. INDOT's Technical Planning Support & Programming Division arrived at this figure by averaging the last 5 years of Annual Growth Rates for each of five factor groups and then averaging those to arrive at 1.20%. The contributing Annual Growth Rates are calculated from the data collected at Indiana's 100+ Continuous Data Collection Sites around the State across a variety of Functional Classes.

Non-Motorists Fatalities and Suspected Serious Injury's: For the purposes of counting non-motorist deaths and serious injuries, in addition to persons classified as pedestrians or pedal-

cyclists, persons classified as animal drawn vehicle operators are included in the calculation. This is due to the significant number of crashes involving animal drawn vehicles across Indiana. Current and target year Non-Motorist Fatalities are projected logarithmically as above. Non-motorist “A” injuries are projected as 13% of all non-fatal non-motorist “A” injuries.

Adjustment for other factors: Since the recent recession, traffic crash studies have been conducted to research the influence of employment on crash frequency and severity. Since 2006, the INDOT Office of Traffic Safety has monitored the influence on traffic crashes from changes in employment.

INDOT estimates seven fatalities annually may be influenced by every .1% change in annual unemployment. Recent economic forecasts indicate an additional decrease in annual unemployment of .1% during the next two year period can be reasonably anticipated in Indiana. Each year the unemployment rate will be checked for comparison to Indiana’s historic high monthly employment level of 2.9% recorded during September and October 2000 (2.9% unemployment). Consequently, the fatality count projections include an additional seven fatalities each year in anticipation of an improving economic climate influencing greater risk-taking and unfortunately increased severe crash outcomes.

The adjustment for unemployment percentage is the only factor used for target projections that is not within the traditional engineering, education, enforcement, and emergency response areas of influence.

Pavement - Selection of Projects

INDOT owns 11,058 miles, representing 28,600 lane-miles, of pavement in Indiana, as shown in Figure 4. The pavement on roadways owned by INDOT consists of both concrete and asphalt, as shown in Figure 5 There are 37 additional miles, representing 126 lane-miles, of NHS pavement owned by local government entities, as shown in Figure 6.

INDOT inspects all state highways and local NHS roads once a year with an outside contractor. This inspection determines the current pavement condition. Once INDOT receives this data it analyzes the condition of the road to determine pavement condition relative to INDOT’s targets. Once we have the new data INDOT utilizes its pavement modeling system to analyze the network to determine the next program year of projects based upon the current business rules. Once the list is developed for the amount of proposed funding the list is sent out to the field engineers. The field engineers review the list and field check the candidates either providing confirmation or added value information for the proposed treatment and year. The field engineers also at this time submit other project needs that were not in the model. During this verification of the program the district staff will coordinate with the other asset managers and when possible with the locals agencies. Once this review is completed and the projects are

selected INDOT updates the model to verify that the selected projects still meets the short and long term goals for the agency. Once this is analysis is completed INDOT reviews the business rules and makes any updates that are required.

Figure 4: Inventory of Pavement Owned by INDOT

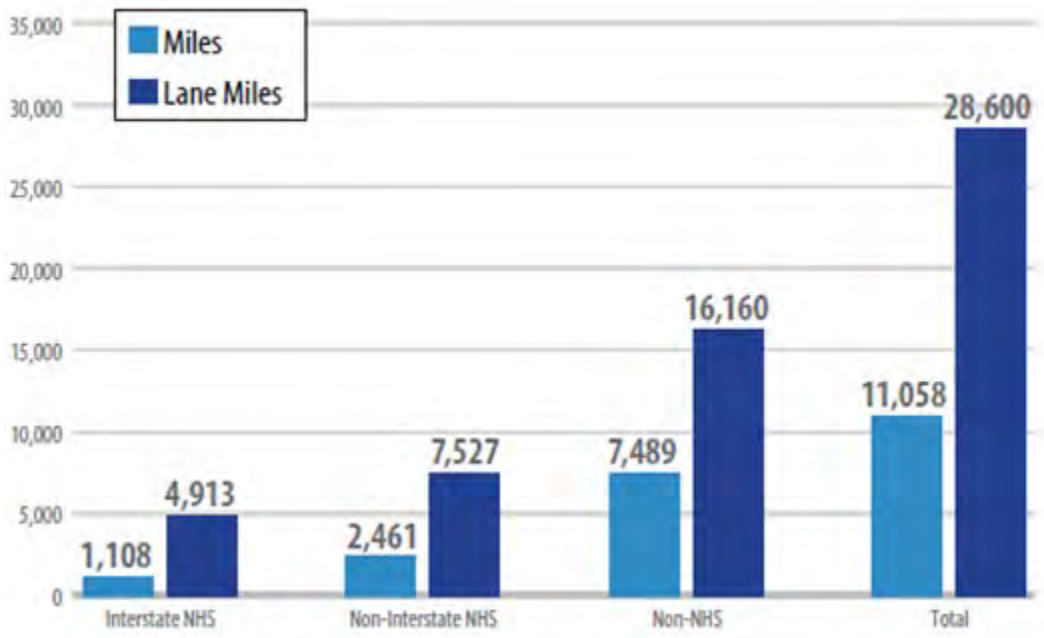

Figure 5: Pavement Type of Indiana Roads

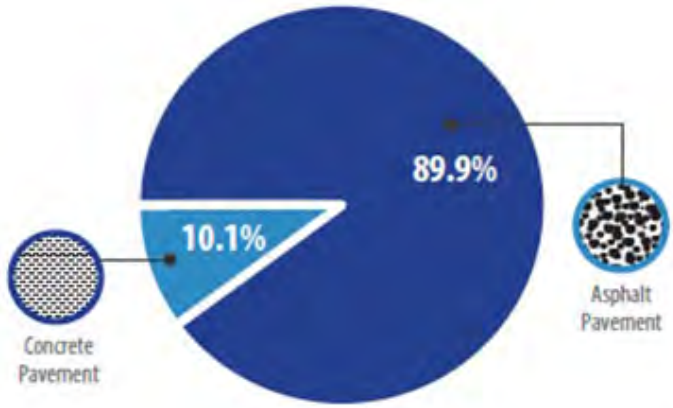

Figure 6: Inventory of NHS Pavement Not Owned by INDOT

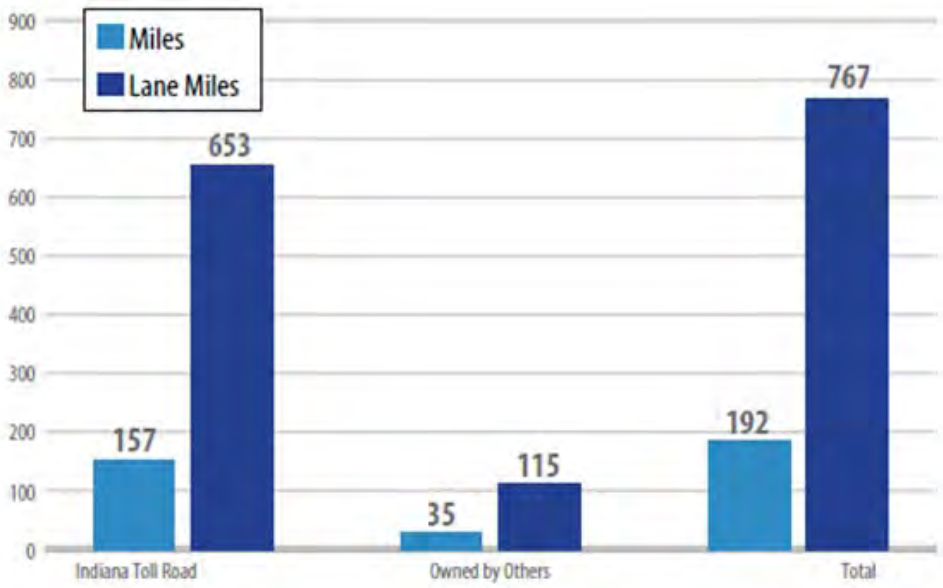

Current Pavement Conditions

The condition of INDOT's interstate pavement has improved slightly between 2009 and 2016 to 94 percent in fair or better condition, as shown in Figure 7. Meanwhile, the condition of the non-interstate NHS declined between 2009 and 2012, from 92 percent to 89 percent in fair or better condition, and has remained fairly steady since 2012 at 90 percent in fair or better condition. Non-NHS pavement owned by INDOT has remained at 88 percent in fair or better condition from 2009 to 2016, with a slight improvement in 2013 to 91 percent.

Figure 7: Pavement Conditions History

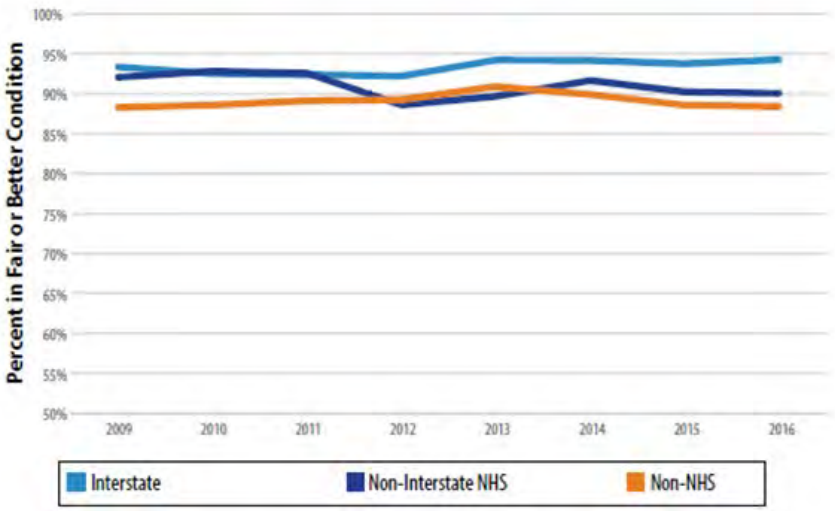

INDOT also breaks down the IRI measurement by the average IRI and the IRI of the RWP. IRI measures the roughness of roadway pavement in order to track how poor pavement affects roadway users. Figure 8 shows the percent of miles of all INDOT roads that are in fair or better condition based on the average IRI and the IRI RWP from 2009 to 2016.

In terms of average IRI, the conditions have improved slightly since 2009, while the conditions of IRI RWP have remained fairly constant over time.

Figure 8: Condition of Pavement, IRIAVG and IRIRWP

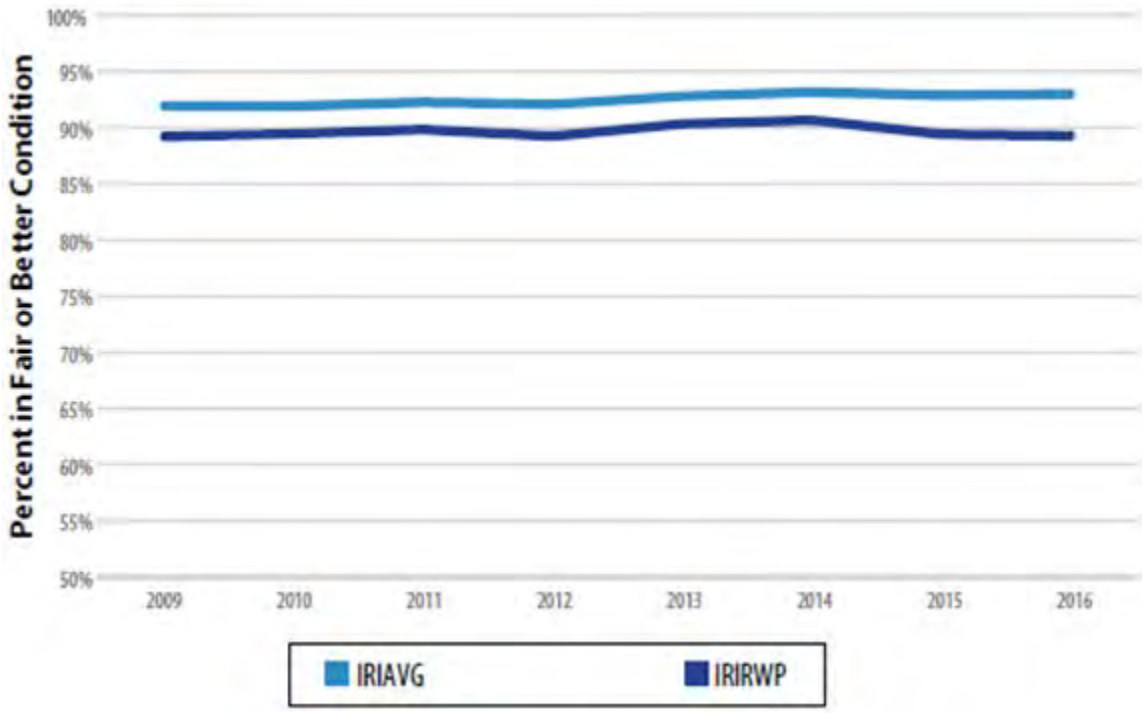

INDOT has set a condition target for all pavement to determine how well pavement is being maintained. INDOT follows two steps for adopting condition measures and targets:

1. planning processes that include a formal public comment period; and
2. an internal review and approval by a designated asset management group. When adopting or modifying condition measures and targets, INDOT carefully considers existing commitments, relative priorities, and trade-offs among assets. During the planning process, INDOT determined that different condition targets for urban and rural pavement is not appropriate.

Following this process, INDOT has set a ten-year pavement condition target of 96.1 percent of its interstate NHS pavement and 93.1 percent of its non-Interstate NHS pavement in fair or better condition by 2028.

Table 8: INDOT has set a ten-year pavement condition

INDOT Statewide Performance Target for the Percentage of Pavements of the Interstate System in Good Condition	
The 4-year target for the statewide percentage of pavements of the Interstate System in Good condition that INDOT has established for the 2018-2021 Performance Period. [23 CFR 490.107(b)(1)(ii)(A)]	50%
Statewide Performance Target for the Percentage of Pavements of the Interstate System in Poor Condition	
The 4-year target for the statewide percentage of pavements of the Interstate System in Poor condition that INDOT has established for the 2018-2021 Performance Period. [23 CFR 490.107(b)(1)(ii)(A)]	0.8
Statewide Performance Target for the Percentage of Pavements of the Non-Interstate NHS in Good Condition.	
The baseline statewide percentage of pavements of the Non-Interstate NHS in Good condition. [23 CFR 490.107(b)(1)(ii)(B)] For the first performance period, FHWA has calculated this value using IRI only (or PSR values for road sections where speed is less than 40 mph). [23 CFR 490.313(e)]	68.3
The 2-year target for the statewide percentage of pavements of the Non-Interstate NHS in Good condition that INDOT has established for the 2018-2021 Performance Period. [23 CFR 490.107(b)(1)(ii)(A)]	78.7
The 4-year target for the statewide percentage of pavements of the Non-Interstate NHS in Good condition that INDOT has established for the 2018-2021 Performance Period. [23 CFR 490.107(b)(1)(ii)(A)]	0.8
Statewide Performance Target for the Percentage of Pavements of the Non-Interstate NHS in Poor Condition.	
The baseline statewide percentage of pavements of the Non-Interstate NHS in Poor condition. [23 CFR 490.107(b)(1)(ii)(B)] For the first performance period, FHWA has calculated this value using IRI, only (or PSR values for road sections where speed is less than 40 mph). [23 CFR 490.313(e)]	5.3
The 2-year target for the statewide percentage of pavements of the Non-Interstate NHS in Poor condition that INDOT has established for the 2018-2021 Performance Period. [23 CFR 490.107(b)(1)(ii)(A)]	3.1
The 4-year target for the statewide percentage of pavements of the Non-Interstate NHS in Poor condition that INDOT has established for the 2018-2021 Performance Period. [23 CFR 490.107(b)(1)(ii)(A)]	3.1%

Bridge – Selection of Projects

INDOT owns and maintains 5,747 bridges in the state of Indiana (see Table 6). There are an additional 268 bridges in Indiana on the NHS, including ITR bridges, bridges led by other state agencies, local bridges, and one privately owned bridge (see Table 7). INDOT oversees the inspection of both State and local bridges every two years per the National Bridge Inspection standards. Data is stored in BIAS and provided to FHWA once a year. INDOT uses the data to evaluate the condition of the bridges both State and local on the NHS and State off the NHS relative to the goals of agency. INDOT utilizes its bridge modeling system (dTIMS) to analyze the system to recommend projects for the next program year based on the current business rules and condition goals. Once the draft list is developed, it is reviewed by the district bridge asset engineers. The district bridge asset engineers review the list to either confirm the proposed treatments and years or modify them. The district bridge asset engineers may also submit other project needs that were not in the model. During this verification of the proposed program, the district bridge asset engineers will coordinate with the other asset managers and when possible with the local agencies. Once this review is completed and the projects are selected for the available funding, INDOT updates the model to verify that the selected projects still meet the short and long term goals for the agency. Once the projects are selected for a given program year, INDOT reviews the business rules and makes any updates that are required.

Table 6: Bridge Inventory, Owned by INDOT

Highway System	Number of Bridges	Deck Area (Square Feet)
Interstate NHS	1,427	18,318,566
Non-Interstate NHS	1,326	12,654,093
Non-NHS	2,969	20,969,024
Border Bridges[5]	25*	3,294,283
Total	**5,747**	**55,235,966**

*INDOT is the lead state for 18 border bridges. Other states are the lead for the seven other border bridges.

Table 7: Bridge Inventory, NHS Bridges Owned by Others

Highway System	Number of Bridges	Deck Area (Square Feet)
Indiana Toll Road	241	3,208,207
Other State Agencies	13	157,540
Local	13	128,331
Private	1	17,441
Total	**268**	**3,511,519**

Current INDOT Bridge Conditions

INDOT assesses the condition of bridges in the following categories: Interstate NHS, non-Interstate NHS, non-NHS, all INDOT roads,7 and border bridges. Figure 9 shows the condition of INDOT's bridges. Overall, 97 percent of INDOT's bridges were in fair or better condition in 2017.

Over the past 10 years, INDOT's bridges have remained in a consistently well maintained condition. The largest improvement in condition lies with the border bridges, which have seen significant improvement in condition since 2014, from 71 percent in fair or better condition to a full 100 percent in fair or better condition.

Figure 9: Condition of INDOT Bridges

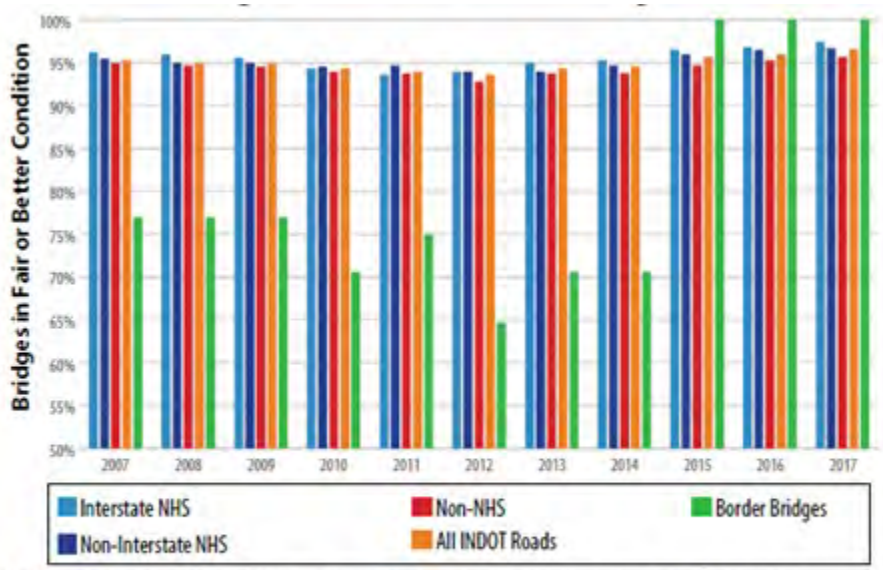

* The condition ratings for 2007 to 2017 were developed using INDOT's system which is based on the condition of bridge elements (deck, superstructure, substructure). Starting in 2018, INDOT is transitioning to the FHWA bridge condition ratings system based on condition by deck area percentage. Using the FHWA system, 97.3 percent of INDOT's bridges are in fair or better condition in 2018.

INDOT evaluates the current condition of its assets against the condition targets it sets to determine if any performance gaps exist. INDOT maintains two steps for adopting condition measures8 and targets:

1. Planning processes that include a formal public comment period; and

2. An internal review and approval by the PMG. When adopting or modifying condition measures and targets, INDOT carefully considers existing commitments, relative priorities, and trade-offs among all resources.

During the planning process, INDOT determined that different condition targets for urban and rural bridges are not appropriate.

After completing the process, INDOT set a ten-year condition target of 96.1 percent of its bridges in fair or better condition by 2028. The target was based on the NHS established in 2018 and may change as INDOT updates the NHS routes.

Table 8: INDOT Statewide Performance Target for Bridges on the NHS Classified as in Good Condition

The baseline statewide percentage of deck area of bridges on the NHS classified as in Good condition. [23 CFR 490.107(b)(1)(ii)(B)]	50.0
The 2-year target for the statewide percentage of deck area of bridges on the NHS classified as in Good condition that INDOT has established for the 2018-2021 Performance Period. [23 CFR 490.107(b)(1)(ii)(A)]	48.3
The 4-year target for the statewide percentage of deck area of bridges on the NHS classified as in Good condition that INDOT has established for the 2018-2021 Performance Period. [23 CFR 490.107(b)(1)(ii)(A)]	47.2
INDOT Statewide Performance Target for Bridges on the NHS Classified as in Poor Condition	
THE Baseline statewide percentage of deck area of bridges on the NHS classified as in Poor condition. [23 CFR 490.107(b)(1)(ii)(B)]	2.3
The 2-year target for the statewide percentage of deck area of bridges on the NHS classified as in Poor condition that INDOT has established for the 2018-2021 Performance Period. [23 CFR 490.107(b)(1)(ii)(A)]	2.6
The 4-year target for the statewide percentage of deck area of bridges on the NHS classified as in Poor condition that INDOT has established for the 2018-2021 Performance Period. [23 CFR 490.107(b)(1)(ii)(A)]	3.1

Introduction to the Methodology for INDOT PM-3 Determination and Reporting

For coordination and documentation purposes, this procedure document has been written to outline the methodology involved in determining Indiana's National Performance Management Measures to assess system performance, freight movement, and the CMAQ program, otherwise known as PM-3. Per 23 CFR Part 490, Subparts E, F, G, and H, the six performance measures are:

1) Subpart E, System Performance: % of Person-Miles Traveled on Interstate that are Reliable (LOTTR Interstate);
2) Subpart E, System Performance: % of Person-Miles Traveled on Non-Interstate that

are Reliable (LOTTR Non-Interstate);
3) Subpart F, Freight: Truck Travel Time Reliability (TTTR);
4) Subpart G, CMAQ Traffic Congestion: Peak Hour Excessive Delay (PHED);
5) Subpart G, CMAQ Traffic Congestion: % of Non-Single Occupancy Vehicle (Non-SOV) Travel;
6) Subpart H, CMAQ On-Road Mobile Source Emissions: Emission Reductions.

The first four measures (LOTTR, TTTR, and PHED) rely on travel time data derived from the National Performance Management Research Data Set (NPMRDS), whereas percent of non-SOV travel and emission reductions are based on the ACS survey and CMAQ Public Access System, respectively. The initial cycle for PM-3 completed in 2018 produced these baseline conditions (generally 2017) and two-year (2018-2019) and four-year (2018-2021) targets:

Table 9: Summary of Performance Measures and Targets

Performance Measure	**Baseline**	**2-Year**	**4-Year**
Percent of the Person-Miles Traveled on the Interstate That Are Reliable	93.8%	90.5%	92.8%
Percent of the Person-Miles Traveled on the Non-Interstate NHS That Are Reliable			89.8%
Truck Travel Time Reliability (TTTR) Index	1.23	1.27	1.30
Annual Hours of Peak Hour Excessive Delay Per Capita: Urbanized Area 1			15.4
Annual Hours of Peak Hour Excessive Delay Per Capita: Urbanized Area 2			5.7
Percent of Non-Single Occupancy Vehicle (Non-SOV) Travel: Urbanized Area 1	30.6%	31.4%	31.9%
Percent of Non-Single Occupancy Vehicle (Non-SOV) Travel: Urbanized Area 2	16.3%	16.3%	16.3%
Total Emission Reductions: PM2.5 (daily kg)	179.165	20.000	30.000
Total Emission Reductions: NOx (daily kg)	4576.370	1600.000	2200.000
Total Emission Reductions: VOC (daily kg)	2641.019	1600.000	2600.000
Total Emission Reductions: PM10 (daily kg)	4.068	0.300	0.500
Total Emission Reductions: CO (daily kg)	13939.447	200.000	400.000

Freight

Indiana's State Freight Plan was recently updated for 2018 and serves as the basis for identifying truck freight bottlenecks. The 2018 State Freight Plan document was uploaded to the PMF.

The baseline truck travel time reliability (TTTR) index, for the Interstate routes, was calculated using baseline calendar year 2017 NPMRDS travel time data. The TTTR index for the 2-year and 4-year targets utilized INDOT's planned construction projects for 2017 and the future years. This information was used to understand the impact these projects have on truck reliability on the Interstate system in Indiana. This was accomplished by determining an exposure factor in day-miles. The projects in 2017 were used for a baseline exposure and the ratio of the future year exposure compared to the base year exposure was used to adjust the reliable percent of person-miles traveled to create Indiana's 2-year and 4-year targets.

TTTR Calculation Example (Interstate only):

Step 1: Calculate the **50th and 95th** percentile travel times for the following time periods for each TMC: 6 a.m. - 10 a.m., weekdays; 10 a.m. - 4 p.m., weekdays; 4 p.m. - 8 p.m., weekdays; 6 a.m. - 8 p.m., weekends; 8 p.m. - 6 a.m., all days.

Step 2: Calculate **TTTR measure** for each time period for each TMC by: TTTR = 95th Percentile/50th Percentile. Then for each TMC, determine the time period with the maximum TTTR.

Step 3: Calculate the **TTTR index** using the following equation:

TTTR Index = ∑ All segment length weighted TTTR / ∑ All Segment Lengths

Where: Segment length weighted TTTR = Segment Length X Max TTTR

This is completed for the full extent of the Interstate system.

Peak Hour Excessive Delay (PHED)

The State of Indiana currently has two urbanized areas (Chicago, IL-IN and Indianapolis, IN) that are required to establish targets and report progress for PHED. In coordination with INDOT, the agencies that established the unified 4-year PHED target were the Illinois Department of Transportation (IDOT), Northwestern Indiana Regional Planning Commission (NIRPC), and the Chicago Metropolitan Agency for Planning (CMAP) for the Chicago area; and the Indianapolis Metropolitan Planning Organization (IMPO) for the Indianapolis urbanized area.

For the Chicago area, NIRPC and CMAP led the effort in establishing the Peak Hour Excessive Delay (PHED) four year target, in consultation with INDOT and IDOT. Trend line analysis of

recent historical data making use of the NPMRDS data set was applied to arrive at a rational 4-year target. The 4-year PHED target was set at 15.4.

For the Indianapolis area, INDOT and IMPO coordinated to determine the four year PHED target for the Indianapolis urban area. The baseline Peak Hour Excessive Delay (PHED) for the Indianapolis Urban Area was calculated using the calendar year 2017 travel time data from NPMRDS. The National Highway System (NHS) was recently updated for Indiana, though was not reflected in the NPMRDS NHS road network available in 2018 for 2017 performance. Therefore, the baseline NPMRDS network, hence travel time data, used the previous version of Indiana's NHS. The impacts of this significant change required extra steps to create a 4-year target to include the reduction in number and extent of TMC's on Indiana's updated NHS, as it applies to the final three years of the 4-year evaluation period.

PHED Calculation Example:

PHED (Peak Hour Excessive Delay): Amount of time spend in congested conditions by comparing a speed threshold that are lower than a normal delay threshold. Calculations are to be completed for: all vehicles; weekdays only; two peak periods, 6 a.m. - 10 a.m. and 3 p.m. - 7 p.m.

Step 1: Calculate the **Threshold Speed:** Threshold Speed is the greater of (0.6*Posted Speed Limit for TMC) or 20 MPH

Step 2: Calculate the **Excessive Delay Threshold Travel Time (EDTTT)**: EDTTT (sec) = (TMC Length/Threshold Speed)*3600 (sec/hr)

Step 3: Calculate **Travel Time Segment Delay (RSD)**: RSD (Sec) = Measured Travel Time – EDTTT

Step 4: Calculate **Excessive Delay**: Excessive Delay (hrs) = (RSD/3600 (sec/hr)) when RSD is greater than or equal to zero. If RSD is less than zero then Excessive Delay is 0.

Step 5: Calculate **Total Excessive Delay** (Each TMC): Total Excessive Delay (Person-Hours) = Excessive Delay*15 Minute Volume*Average Vehicle Occupancy (AVO) [where AVO = (%cars*AVOcars)+(%buses*AVObuses)+(%trucks*AVOtrucks)]

15 Minute Volume Calculation Procedure:

Step A: Determine AADT to use for 15 minute volume calculation. If the facility type of the TMC equals 1 (ramp or one-way road), then use the provided AADT for that TMC. If the facility type does not equal 1 (two-way facility), the divide the provided AADT by 2.

- AADT

Step B: Multiply **Step A** by the seasonal adjustment factor for the given month utilizing 2016 factors

- (AADT)*Seasonal Adjustment Factor for month and classification of roadway

Step C: Multiply **Step B** by the day of the week factor for the given month and day of the NPMRDS data

- (AADT)*Seasonal Adjustment Factor for month and classification of roadway*day of the week factor for given day of the week in the given month from NPMRDS

Step D: Multiply **Step C** by the hourly distribution factor provided by Traffic Statistics to convert daily volumes into hourly volumes

(AADT)*Seasonal Adjustment Factor for month and classification of roadway*day of the week factor*hourly distribution factor for given hour **Step E:** Divide **Step D** by 4 to get 15 minute volumes.

- [(AADT)*Seasonal Adjustment Factor (per month and functional classification of roadway)*day of the week factor (per month, day, and functional classification)*hourly distribution factor (per functional classification)]/4

Step 6: Calculate **PHED:** PHED = Sum of Excessive Delays (per urban area)/population of urban area

Non-SOV Travel

The State of Indiana currently has two urbanized areas (Chicago, IL-IN and Indianapolis, IN) that are required to establish targets and report progress for non-SOV travel. In coordination with INDOT, the agencies that established the unified non-SOV target for the urbanized areas were the Illinois Department of Transportation (IDOT), Chicago Metropolitan Agency for Planning (CMAP) and the Northwestern Indiana Regional Planning Commission (NIRPC) for the Chicago area; and the Indianapolis Metropolitan Planning Organization (IMPO) for the Indianapolis area. The data collection method for the percent of non-SOV travel for both areas was the American Community Survey (ACS).

For the Chicago area, the basis for the two year and four year targets established for the 2018-2021 performance period for the percent of non-SOV travel involved INDOT and IDOT coordination with the two MPOs (CMAP and NIRPC). CMAP has an aggressive 2050 plan to double transit ridership by 2050; both CMAP and NIRPC felt comfortable at setting aggressive goals to increase non-SOV travel based on past performance of the area that has seen a nearly 0.2% per year increase in non-SOV travel, and the CMAP 2050 plan strategies. Those values were initially inadvertently based on a performance period 2019-2022. The final established targets of 31.4 and 31.9 are correctly based on the performance period 2018-2021.

For the Indianapolis area, regarding the basis for the 2-year and 4-year targets established for the 2018-2021 performance period for the percent of non-SOV travel, INDOT and the IMPO

agreed the non-SOV travel should remain constant based on historical comparison of data from 2012-2016 that shows this percentage being stagnant.

Emissions

Currently, the State of Indiana has areas designated as non-attainment or maintenance for PM10 (of which both NOx and VOC are a significant contributor to PM10 emissions); non-attainment or maintenance for CO; and non-attainment or maintenance for ozone. Three MPOs in Indiana are currently required to submit a CMAQ performance plan to INDOT: Indianapolis MPO (IMPO); Northwest Indiana Regional Planning Commission (NIRPC); and Ohio-Kentucky-Indiana Regional Council of Governments (OKI). The performance plans as shown in the next section were uploaded to the PMF.

The performance measure established in the January 18, 2017, final rule for the purpose of carrying out the CMAQ Program and to use to assess on-road mobile source emissions is "Total Emissions Reduction," which is the 2-year and 4-year cumulative reported emission reductions, for all projects funded by CMAQ funds, of each criteria pollutant and applicable precursors (PM2.5, PM10, CO, VOC, and NOx) under the CMAQ program for which the area is designated nonattainment or maintenance. The measure applies to areas designated as nonattainment or maintenance for ozone, carbon monoxide or particulate matter. For INDOT, this is the 24-hour PM 10, PM 2.5 (1997), Ozone (2008) and CO.

The data used to calculate the Total Emission Reduction measure came from the Indiana reporting table that was entered into the CMAQ Public Access System which includes the applicable nonattainment or maintenance area; the applicable MPO; and the emissions reduction estimated for each CMAQ funded project for each of the applicable criteria pollutants and their precursors for which the area is nonattainment or maintenance.

Methodology Used to Set the INDOT CMAQ Emissions Targets

INDOT formed a CMAQ performance measure task group to coordinate efforts between INDOT and the MPOs in setting the INDOT CMAQ targets. The task group included three representatives from INDOT's Technical Planning and Programming; a representative from the Indianapolis and Northwestern Indiana MPOs, the two larger MPOs with over 1 million in population subject to the rule; and two representative members from the Indiana MPO Council (Fort Wayne and Evansville). A representative from the Indiana Division of the FHWA also participated in the task group. During the INDOT CMAQ target setting process, the group first met on a weekly basis and later, less frequently as the data collection and analysis was refined.

As noted, the data source used to calculate the Total Emission Reduction measure comes from the Indiana reporting table extracted from the CMAQ Public Access System. This table includes the applicable nonattainment or maintenance area; the applicable MPO; and the emissions

reduction estimated for each CMAQ funded project for each of the applicable criteria pollutants and their precursors for which the area is nonattainment or maintenance. The baseline Report Period is October 1, 2013 - September 30, 2017. The targets are based on the cumulative emission reductions for a period of time in kg using 2013 to 2017 data and the 2018 to 2023 projections. Those federal fiscal year 2018 to 2023 projections were estimated using programmed CMAQ projects from MPO TIPs and the State STIP. The task group was then able to focus on the pollutants applicable to the Indiana MPOs that had been designated as non-attainment and maintenance for PM2.5, PM10, CO, VOC, and NOx.

Using the data, calculations were completed for the annual mean, the 2-year mean and the 2014 to 2017 reporting period and for the projected emission reductions. The group then applied the annual, the two year means and the projections as a guide in establishing the 2-year and 4-year targets.

Calculation of Total Emissions Reduction Measure

The Total Emission Reductions performance measure was calculated by INDOT and MPOs to carry out CMAQ on-road mobile source emissions performance-related requirements. The Total Emission

Reductions measure for each of the criteria pollutant or applicable precursor for all projects reported to the CMAQ Public Access System are then calculated to the nearest one thousandths, as follows:

$$Total\ Emission\ Reduction_p = \sum_{i=1}^{T} Daily\ Kilograms\ of\ Emission\ Reductions_{p,i}$$

Where:
i = applicable projects reported in the CMAQ Public Access System for the first 2 Federal fiscal years of a performance period and for the entire performance period, as described in in § 490.105(e)(4)(i)(B);

p = criteria pollutant or applicable precursor: PM2.5, PM10, CO, VOC, or NOx;

Daily Kilograms of Emission Reductions p, i = total daily kilograms, to the nearest one thousandths, of reduced emissions for a criteria pollutant or an applicable precursor “p” in the in the first year the project is obligated;

T = total number of applicable projects reported to the CMAQ Public Access System for the first 2 Federal fiscal years of a performance period and for the entire performance period, as described in § 490.105(e)(4)(i)(B); and

Total Emission Reductionpp= cumulative reductions in emissions over 2 and 4 Federal fiscal years, total daily kilograms, to the nearest one thousandths, of reduced emissions for criteria pollutant or precursor “p.”

The FY 2020 - 2024 STIP includes projects on Interstates and non-Interstates that are intended to improve PM3 performance during the life span of the TIP and contribute towards making progress to reach the established targets. Projects listed in the STIP that will positively impact performance include interchange improvements, intersection improvements, integrated/intelligent technologies, passing lanes, and roadway widening.

APPENDIX I

MPO APPROVAL LETTERS

Transportation Improvement Program (TIP) Approval Letters for the MPO that have approved 2022-2026 TIPs.

INDIANA DEPARTMENT OF TRANSPORTATION

100 North Senate Avenue
Room N758-Executive Office
Indianapolis, Indiana 46204

PHONE: (855) 463-6848

Eric Holcomb, Governor
Joe McGuinness, Commissioner

June 15, 2021

Mr. David Hittle, Executive Director
Area Plan Commission of Tippecanoe County
20 North Third Street
Lafayette, IN 47901

Transportation Improvement Program (TIP) Approval

Dear Mr. Hittle:

The Indiana Department of Transportation (INDOT) has completed its review of the FY 2022-2026 Transportation Improvement Program for the Area Plan Commission of Tippecanoe County (TCAPC). State and locally initiated transportation projects were reviewed for accuracy and compliance under the Fixing America's Surface Transportation (FAST Act).

It is my pleasure to inform you that on behalf of Governor Eric Holcomb, I approve your FY 2022-2026 Transportation Improvement Program. This document will serve as support for the local and INDOT projects in your area that fall within the FY 2022-2026 timeline and will be included by reference in the FY 2022-2026 Indiana Statewide Improvement Program (STIP). However, projects not shown by reference will be amended into the STIP upon request.

If you should have any questions, please feel free to contact Roy Nunnally at 317-234-1692.

Sincerely,

Joe McGuinness, Commissioner
Indiana Department of Transportation

JM/EN
cc: Jeffrey Brooks
Brad Steckler
Roy Nunnally
Michelle Allen
Kari Carmany-George
Michael McNeil
Shane Spears
Macey Walden
File

INDIANA DEPARTMENT OF TRANSPORTATION

100 North Senate Avenue
Room N758-Executive Office
Indianapolis, Indiana 46204

PHONE: (855) 463-6848

Eric Holcomb, Governor
Joe McGuinness, Commissioner

June 15, 2021

Mr. Seyed Shokouhzadeh, Executive Director
Evansville Metropolitan Planning Organization
1 Northwest Martin King Boulevard,
Civil Center Complex, Room 316
Evansville, IN 47708

Transportation Improvement Program (TIP) Approval

Dear Mr. Shokouhzadeh:

The Indiana Department of Transportation (INDOT) has completed its review of the FY 2022-2026 Transportation Improvement Program for the Evansville Metropolitan Planning Organization (EMPO). State and locally initiated transportation projects were reviewed for accuracy and compliance under the Fixing America's Surface Transportation (FAST Act).

It is my pleasure to inform you that on behalf of Governor Eric Holcomb, I approve your FY 2022-2026 Transportation Improvement Program. This document will serve as support for the local and INDOT projects in your area that fall within the FY 2022-2026 timeline and will be included by reference in the FY 2022-2026 Indiana Statewide Improvement Program (STIP). However, projects not shown by reference will be amended into the STIP upon request.

If you should have any questions, please feel free to contact Roy Nunnally at 317-234-1692.

Sincerely,

Joe McGuinness, Commissioner
Indiana Department of Transportation

JM/EN
cc: Jeffrey Brooks
Brad Steckler
Roy Nunnally
Michelle Allen
Kari Carmany-George
Michael McNeil
Rusty Fowler
Whitney Davis
File

INDIANA DEPARTMENT OF TRANSPORTATION

100 North Senate Avenue
Room N758-Executive Office
Indianapolis, Indiana 46204

PHONE: (855) 463-6848

Eric Holcomb, Governor
Joe McGuinness, Commissioner

June 15, 2021

Mr. James Turnwald, Executive Director
Michiana Area Council of Governments
277 W. Jefferson Blvd.
South Bend, IN 46601

Transportation Improvement Program (TIP) Approval

Dear Mr. Turnwald:

The Indiana Department of Transportation (INDOT) has completed its review of the FY 2022-2026 Transportation Improvement Program for the Michiana Area Council of Governments (MACOG).
State and locally initiated transportation projects were reviewed for accuracy and compliance under the Fixing America's Surface Transportation (FAST Act).

It is my pleasure to inform you that on behalf of Governor Eric Holcomb, I approve your FY 2022-2026 Transportation Improvement Program. This document will serve as support for the local and INDOT projects in your area that fall within the FY 2022-2026 timeline and will be included by reference in the FY 2022-2026 Indiana Statewide Improvement Program (STIP). However, projects not shown by reference will be amended into the STIP upon request.

If you should have any questions, please feel free to contact Roy Nunnally at 317-234-1692.

Sincerely,

Joe McGuinness, Commissioner
Indiana Department of Transportation

JM/EN
cc: Jeffrey Brooks
Brad Steckler
Roy Nunnally
Michelle Allen
Erica Tait
Michael McNeil
Todd Johnson
Mick Ruach
Matt Deitchley
Julie Ritzler
File

INDIANA DEPARTMENT OF TRANSPORTATION

100 North Senate Avenue
Room N758-Executive Office
Indianapolis, Indiana 46204

PHONE: (855) 463-6848

Eric Holcomb, Governor
Joe McGuinness, Commissioner

June 15, 2021

Mr. Daniel Avery, Executive Director
Northeastern Indiana Regional Coordinating Council
200 East Berry Street, Suite 230
Fort Wayne, IN 46802

Transportation Improvement Program (TIP) Approval

Dear Mr. Avery:

The Indiana Department of Transportation (INDOT) has completed its review of the FY 2022-2026 Transportation Improvement Program for the Northeastern Indiana Regional Coordinating Council (NIRCC). State and locally initiated transportation projects were reviewed for accuracy and compliance under the Fixing America's Surface Transportation (FAST Act).

It is my pleasure to inform you that on behalf of Governor Eric Holcomb, I approve your FY 2022-2026 Transportation Improvement Program. This document will serve as support for the local and INDOT projects in your area that fall within the FY 2022-2026 timeline and will be included by reference in the FY 2022-2026 Indiana Statewide Improvement Program (STIP). However, projects not shown by reference will be amended into the STIP upon request.

If you should have any questions, please feel free to contact Roy Nunnally at 317-234-1692.

Sincerely,

Joe McGuinness, Commissioner
Indiana Department of Transportation

JM/EN
cc: Jeffrey Brooks
Brad Steckler
Roy Nunnally
Michelle Allen
Erica Tait
Michael McNeil
Todd Johnson
Mick Ruach
File

APPENDIX J

RPO MAP

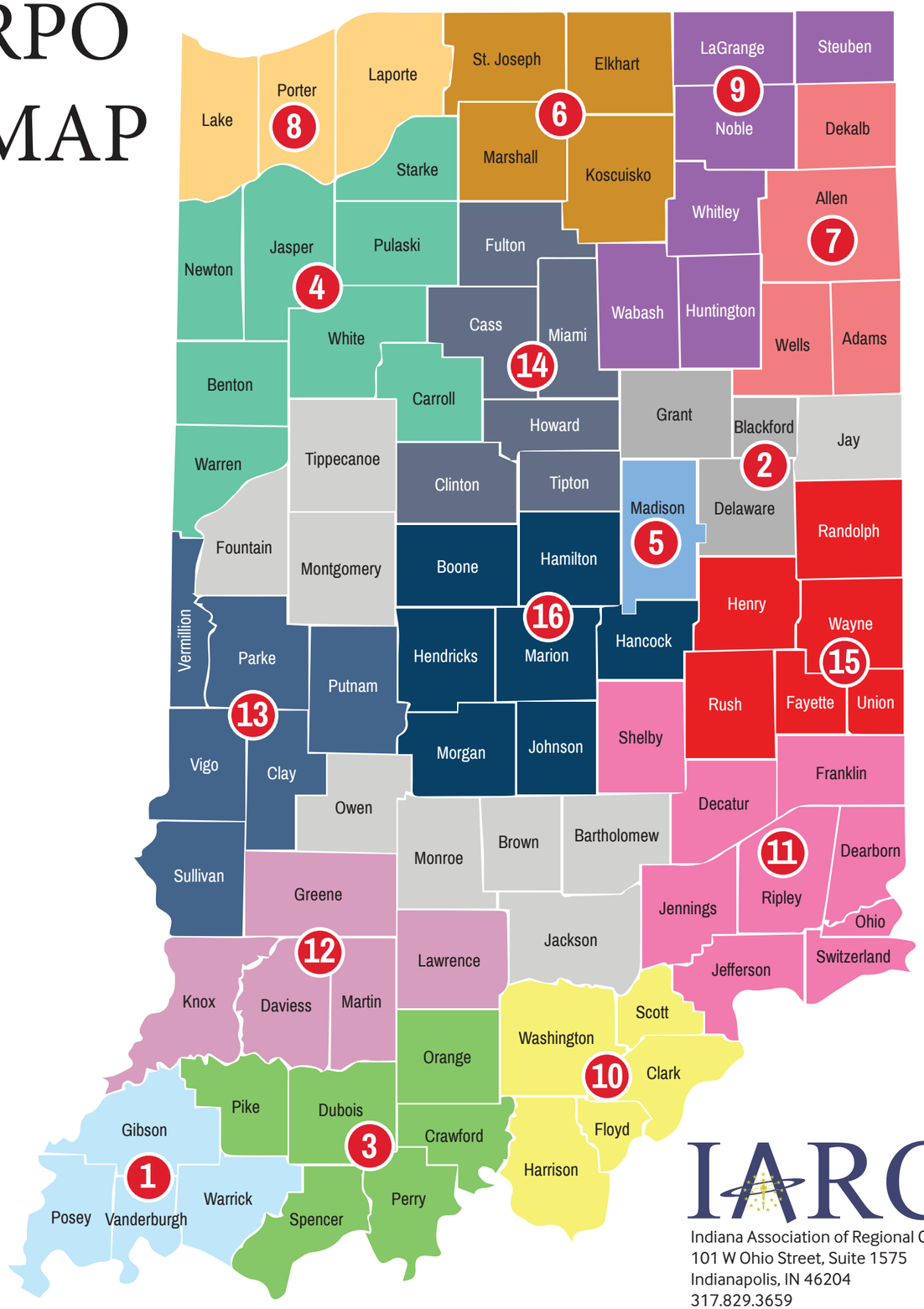

IARC
Indiana Association of Regional Councils
101 W Ohio Street, Suite 1575
Indianapolis, IN 46204
317.829.3659

1. Economic Development Coalition of Southwest Indiana
Debbie Bennett-Stearsman, Director of Community Development
318 Main Street, Suite 400, Evansville, IN 47708
P: 812.423.2020 F: 812.423.2080
dbennett@southwestindiana.org
www.southwestindiana.org

2. East Central Indiana Regional Planning District
Bill Walters, Executive Director
1208 White River Blvd, Ste 127, Muncie, IN 47303
P: 765.713.7000
bwalters@ecirpd.org
www.ecirpd.org

3. Indiana 15 Regional Planning Commission
Lisa Gehlhausen, Executive Director
221 E First Street, Ferdinand, IN 47532
P: 812.367.8455 F: 812.367.8171
lisa@ind15rpc.org
www.ind15rpc.org

4. Kankakee - Iroquois Regional Planning Commission
Edwin Buswell, Executive Director
115 E 4th Street, PO Box 127 Monon, IN 47959
P: 219.253.6658 F: 219.253.6659
elb@kirpc.net
www.kirpc.net

5. Madison County Council of Governments
Jerrold Bridges, Executive Director
739 Main Street Anderson, IN 46016
P: 765.641.9482 F: 765.641.9486
jerry@heartlandmpo.org
www.mccog.net

6. Michiana Area Council of Governments
James Turnwald, Executive Director
227 W Jefferson Blvd, 1120 County/City Building
South Bend, IN 46601
P: 574.287.1829 F: 574.287.1840
jturnwald@macog.com - www.macog.com

7. Northeastern Indiana Regional Coordinating Council
Dan Avery, Executive Director
200 E Berry Street, Suite 230
Ft. Wayne, IN 46802
P: 260.449.7309 F: 260.449.7682
Dan.avery@co.allen.in.us
www.nircc.com

8. Northwestern Indiana Regional Planning Commission
Ty Warner, Executive Director
6100 Southport Rd, Portage, IN 46368
P: 219.763.6060 F: 219.762.1653
twarner@nirpc.org
www.nirpc.org

9. Region III-A Economic Development District & Regional Planning Commission
Matt Brinkman, Executive Director
217 Fairview Blvd, Kendallville, IN 46755
P: 260.347.4714 F: 260.347.4718
mbrinkman@region3a.org
www.region3a.org

10. River Hills Economic Development District & Regional Planning Commission
Corey Cochran, Executive Director
300 Spring St, Suite 2A, Jeffersonville, IN 47130
P: 812.288.4624 F: 812.288.8105
ccochran@riverhills.cc
www.riverhills.cc

11. Southeastern Indiana Regional Planning Commission
Susan Craig, Executive Director
405 W. US Hwy 50, PO Box 765 Versalles, IN 47042
P: 812.689.5505 F: 812.689.3526
susan.craig@sirpc.org
www.sirpc.org

12. Southern Indiana Development Commission
Greg Jones, Executive Director
PO Box 442, Loogootee, IN 47553
P: 812.295.3707 F: 812.295.3717
gejones@sidc.cc
www.sidc.cc

13. West Central Indiana Economic Development District
Ryan Keller, Executive Director
2800 Poplar Street Suite 9A
Terre Haute, IN 47803
P: 812.238.1561 F: 812.238.1564
rkeller@westcentralin.com
www.westcentralin.com

14. North Central Indiana Regional Planning Council
Steven Ray, Executive Director
1525 West Hoosier Boulevard, Suite 204
Peru, IN 46970
P: 765.689.4026
sray@ncirpc.com
www.ncirpc.com

15. Eastern Indiana Regional Planning Commission
Jeff Plasterer, Executive Director
401 East Main Street
Richmond, IN 47374
P: 765.977.3907
jeffplasterer@gmail.com

16. Indianapolis Metropolitan Planning Organization
Anna Gremling, Executive Director
200 East Washington Street, Suite 2322
Indianapolis, IN 46204
P: 317.327.5487 F: 317.327.5950
info@indympo.org
www.indympo.org

Indiana Regional Planning Areas

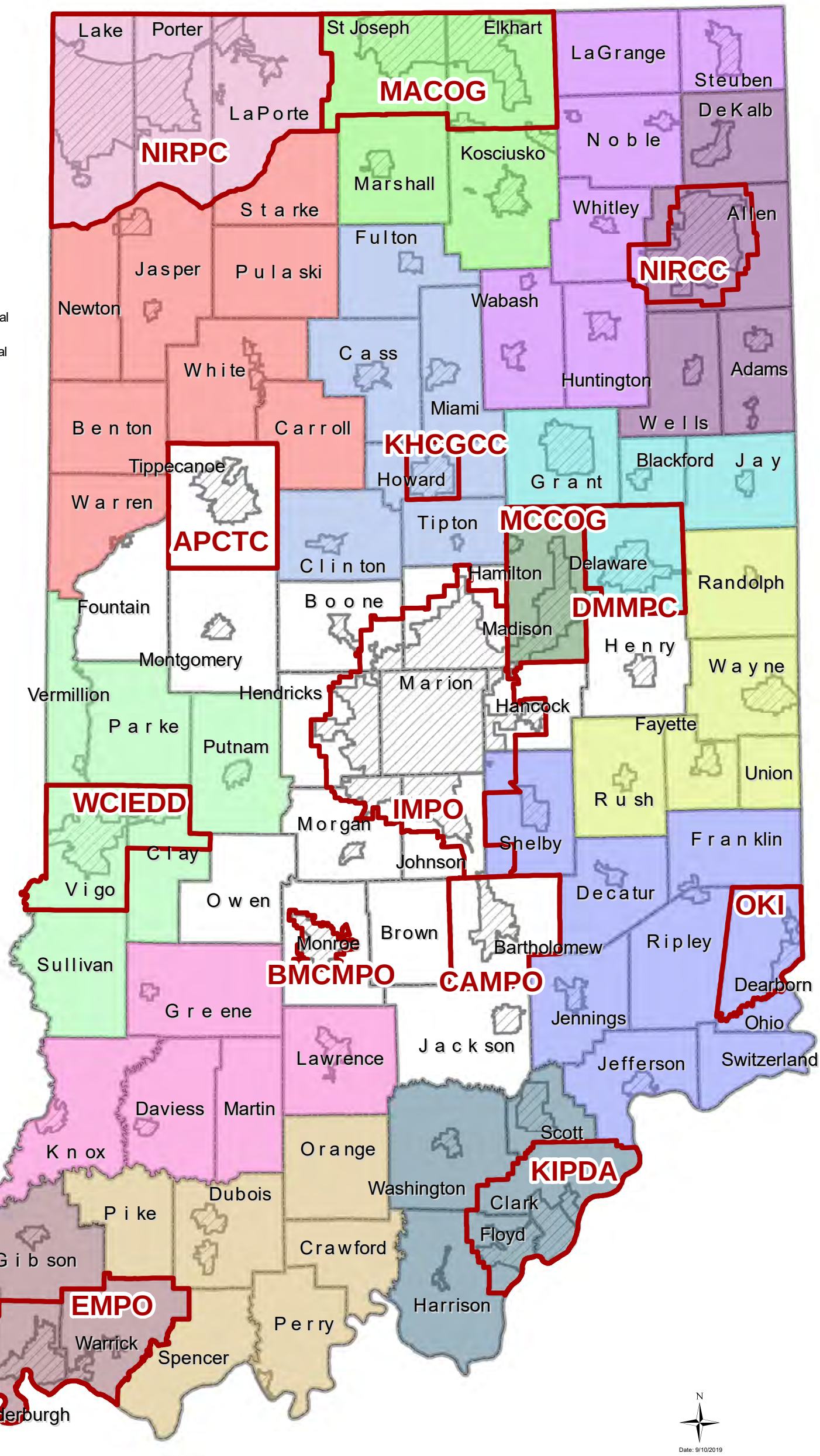

Legend

Rural Planning Organization

- East Central Indiana Regional Planning District
- Eastern Indiana Regional Planning Commission
- Economic Development Coalition of Southwest Indiana
- Indiana 15 Regional Planning Commission
- Kankakee-Iroquois Regional Planning Commission
- North Central Indiana Regional Planning Council
- Region 3A Economic Development District and Regional Planning Commission
- River Hills Economic Development District and Regional Planning Commission
- Southeastern Indiana Regional Planning Commission
- Southern Indiana Development Commission

Metropolitan Planning Organizations

Area Plan Commission of Tippecanoe County (APCTC) – Lafayette UA
Kokomo Howard County Governmental Coordination Council (KHCGCC) – Kokomo UA
Delaware – Muncie Metropolitan Planning Commission (DMMPC) – Muncie UA
Indianapolis Metropolitan Planning Organization (IMPO) – Indianapolis UA
Bloomington-Monroe County Metropolitan Planning Organization (BMCMPO) – Bloomington UA
Columbus Area Metropolitan Planning Organization (CAMPO) – Columbus UA

Combined Rural and Metropolitan Planning Organizations

- Madison County Council of Governments (MCCOG) - Anderson UA
- Michiana Area Council of Governments (MACOG) - South Bend and Elkhart UA
- Northeastern Indiana Regional Coordinating Council (NIRCC) - Fort Wayne UA
- Northwestern Indiana Regional Planning Commission (NIRPC) -Chicago UA, Michigan City/LaPorte UA
- West Central Indiana Economic Development District (WCIEDD) -Terre Haute UA
- Urban Area (UA) Boundary
- County Boundary

Metropolitan Planning Area

INDOT Disclaimer: The Indiana Department of Transportation (INDOT) Provides these geographic data "as is" and the user accepts the data "as is", and assumes all risks associated with its use. By acceptance of this data, the user agrees not to transmit this data or provide access to it, or any part of it, to another party unless the user shall include with the data a copy of this disclaimer. INDOT makes no guarantee or warranty concerning the accuracy of information contained in the geographic data. INDOT further makes no warranties, either expressed or implied as to any other matter whatsoever, including, without limitation, the condition of any product, or its fitness for any particular purpose. The burden for determining fitness for use lies entirely with the user. Although these data have been processed successfully on computers of INDOT, no warranty, expressed or implied, is made by INDOT regarding the use of these data on any other system, nor does the fact of distribution constitute or imply any such warranty. In no event shall INDOT have any liability whatsoever for payment of any consequential, incidental, indirect, special, or tort damages of any kind, including, but not limited to, any loss of profits arising out of or reliance on the geographic data or arising out of the delivery, installation, operation, or support by INDOT.

Map created by INDOT GIS Services
Using data from Engineering & Asset Management

Document Path: I:\SAPS Project Folder\Seema Alvi\RPO,MPA,UAB map 8.26.19\useMPO RPO UAB map.mxd

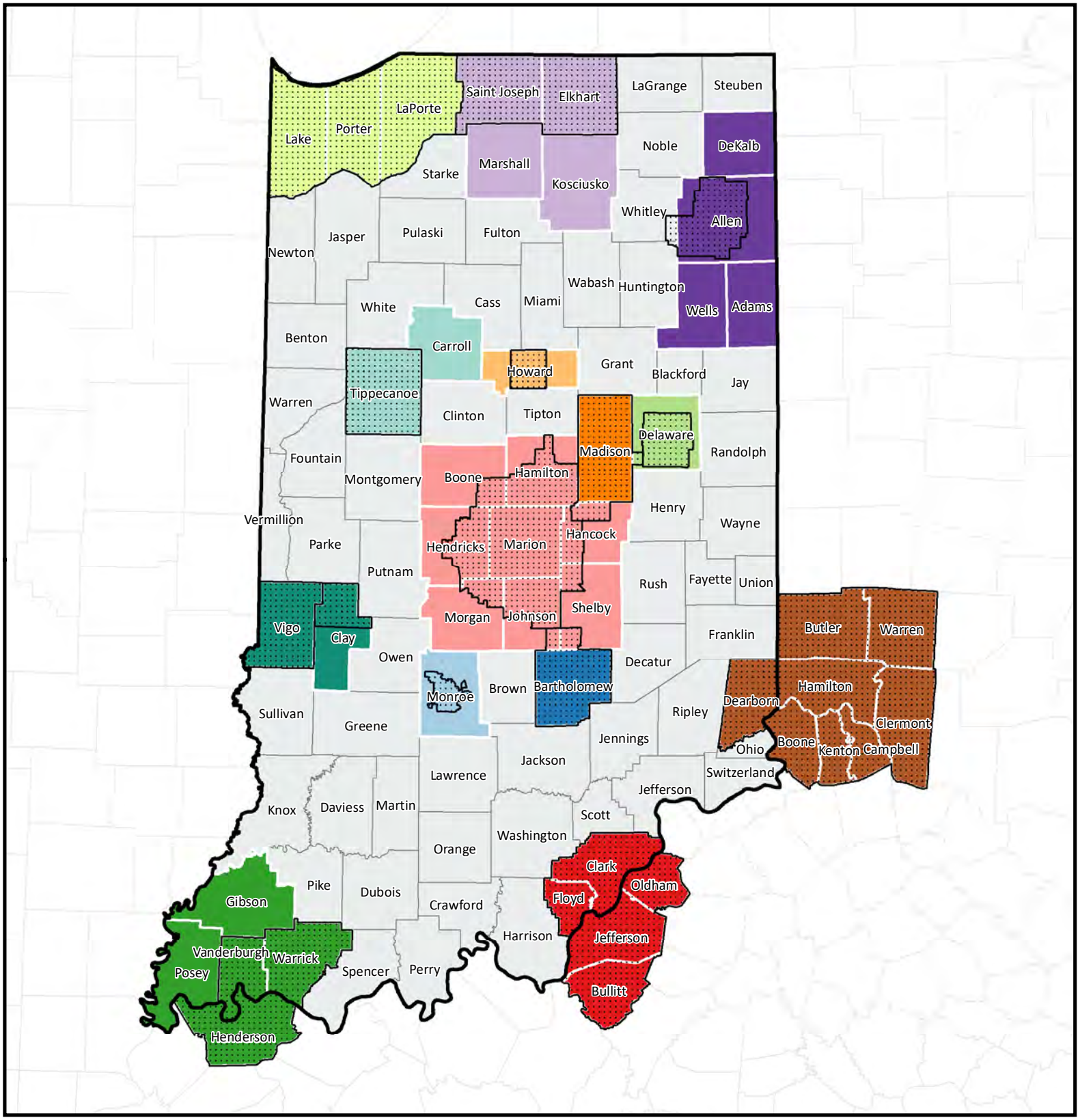

Indiana Metropolitan Planning Organizations

- Metropolitan Planning Area
- Bloomington/Monroe County MPO
- Columbus Area MPO
- Delaware-Muncie MPC
- Evansville MPO
- Indianapolis MPO
- Kentuckiana RPDA
- Kokomo-Howard County CGCC
- Madison County COG
- Michiana Area COG
- Northeastern Indiana RCC
- Northwestern Indiana RPC
- Ohio-Kentucky-Indiana COG
- Tippecanoe County APC
- Terre Haute Area MPO

APPENDIX K

Demographic and Socioeconomic Profile

CRAWFORDSVILLE District

KEY FACTS

780,049
Population

37.2
Median Age

2.5
Average Household Size

$59,180
Median Household Income

EDUCATION

8%
No High School Diploma

33%
High School Graduate

29%
Some College

30%
Bachelor's/Grad/Prof Degree

AGE DISTRIBUTION

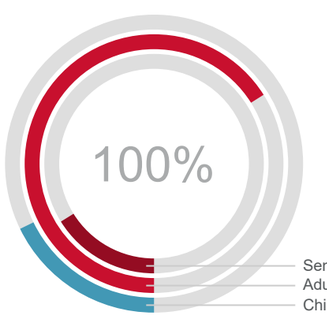

HOUSING

$182,559
Median Home Value

$9,155
Average Spent on Mortgage & Basics

$648
Median Contract Rent

AT RISK

12%
Households Below the Poverty Level

26%
Households with 1+ Persons with a Disability

0%
Population 65+ speak Spanish & No English

2%
Owner Households with No Vehicles

JOURNEY TO WORK

81%
Drove Alone

9%
Carpooled

1%
Took Public Transportation

1%
Took a Bus or Trolley Bus

0%
Took Light Rail, Streetcar or Trolley

0%
Took a Subway or Elevated

0%
Took a Long-distance Train

0%
Bicycled

3%
Walked

4%
Worked at Home

Households By Income

The largest group: $50,000 - $74,999 (18.9%)

The smallest group: $200,000+ (5.3%)

Indicator ▲	Value	Diff
<$15,000	9.6%	-0.2%
$15,000 - $24,999	9.5%	+0.2%
$25,000 - $34,999	9.1%	-0.6%
$35,000 - $49,999	13%	-0.7%
$50,000 - $74,999	18.9%	-0.4%
$75,000 - $99,999	13.6%	+0.7%
$100,000 - $149,999	15.4%	+0.5%
$150,000 - $199,999	5.5%	0
$200,000+	5.3%	+0.5%

Bars show deviation from Indiana

EMPLOYMENT

White Collar 62%

Blue Collar 27%

Services 11%

3.7%
Unemployment Rate

BUSINESS

22,218
Total Businesses

331,066
Total Employees

INSURANCE

2019 Pop <19: No Health Insurance Coverage (ACS 5-Yr) (%)	1%
2021 Medical insurance covers you and other household or family members (%)	45%
2021 Have home insurance coverage for earthquake or flood (%)	3%
2021 Have any homeowners or personal property insurance (%)	60%
2021 Currently carry life insurance (%)	46%

Race, Ethnicity, and Language Profile
CRAWFORDSVILLE District

Race and Ethnicity

The largest group: White Alone (86.24)
The smallest group: Pacific Islander Alone (0.04)

Indicator ▲	Value	Diff
White Alone	86.24	+5.23
Black Alone	5	-4.83
American Indian/Alaska Native Alone	0.31	-0.01
Asian Alone	3.93	+1.17
Pacific Islander Alone	0.04	-0.01
Other Race	2.19	-1.17
Two or More Races	2.28	-0.39
Hispanic Origin (Any Race)	5.45	-2.18

SPANISH ACTIVITIES

3%

2021 Used Spanish Language Website or App Last 30 Days

Bars show deviation from Indiana

> 20
10.4
< 1

Percent of adults 18 years and over who have limited English ability

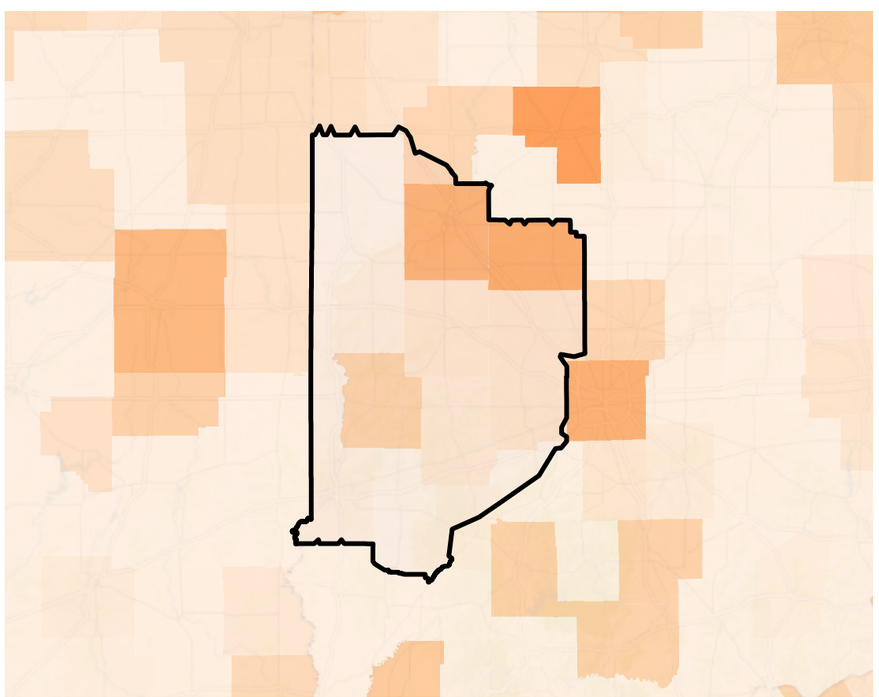

> 25.7
13.3
< 1

Percent of Population Age 5+ Who Speaks Spanish at Home

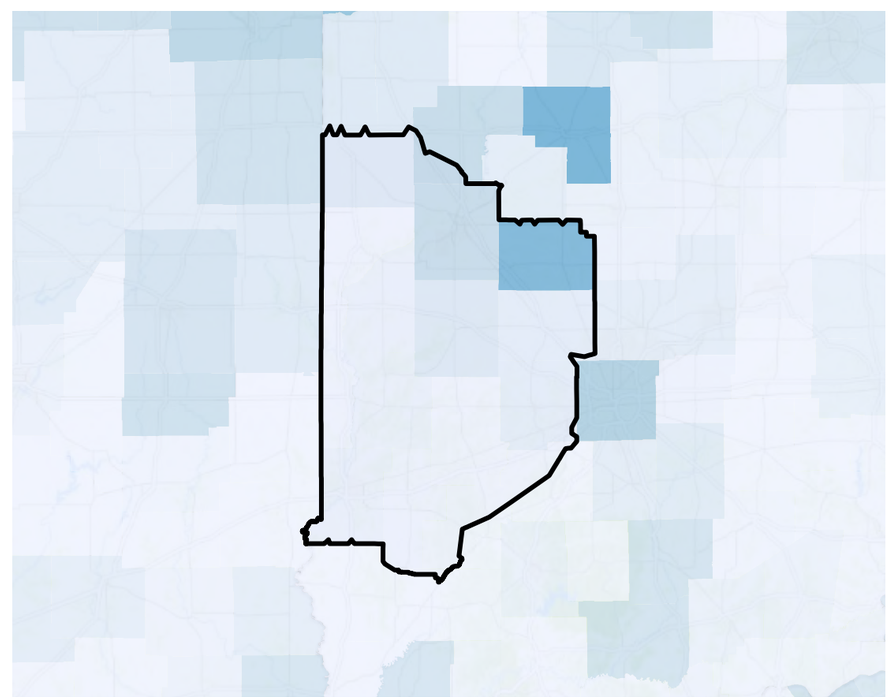

LIMITED ENGLISH PROFICIENCY ADULTS 18-64	HH %
Speak Spanish & No English	0%
Speak Spanish & English Not Well	1%
Speak Indo-European & No English	0%
Speak Indo-European & English Not Well	0%
Speak Asian-Pacific Island & No English	0%
Speak Asian-Pacific Island & English Not Well	0%
Speak Other Language & No English	0%
Speak Other Language & English Not Well	0%

LIMITED ENGLISH PROFICIENCY SENIORS 65+	HH %
Speak Spanish & No English	0%
Speak Spanish & English Not Well	0%
Speak Indo-European & No English	0%
Speak Indo-European & English Not Well	0%
Speak Asian-Pacific Island & No English	0%
Speak Asian-Pacific Island & English Not Well	0%
Speak Other Language & No English	0%
Speak Other Language & English Not Well	0%

Digital Usage Profile
CRAWFORDSVILLE District

DEVICE OWNERSHIP (HH)

34%
Household owns desktop computer

59%
Household owns laptop or notebook

50%
Own any tablet

89%
Have a smartphone

42%
Have a smartphone: Android phone (any brand)

46%
Have a smartphone: Apple iPhone

INTERNET ACCESS (HH)

70%
Use Computer

81%
Use Cell Phone

31%
Use Tablet

INTERNET CONNECTIVITY	HH %
2019 Have access to Internet at home (%)	92%
2019 Connect to Internet at home via cable modem (%)	46%
2019 Connect to Internet at home via DSL (%)	11%
2019 Connect to Internet at home via fiber optic (%)	12%
2019 Access Internet at home via high speed connection (%)	91%

INTERNET & SOCIAL MEDIA USAGE in Last 30 Days	HH %
Visited online blog (%)	13%
Watched TV program online (%)	22%
Used Spanish language website in last app (%)	3%
Facebook.com (%)	67%
Instagram.com (%)	33%
Linkedin.com (%)	13%
Tumblr.com (%)	3%
Twitter.com (%)	16%
Youtube.com (%)	55%
Social network used to track current events (%)	15%
Search engine: bing.com (%)	10%
Search engine: google.com (%)	83%
Search engine: yahoo.com (%)	18%

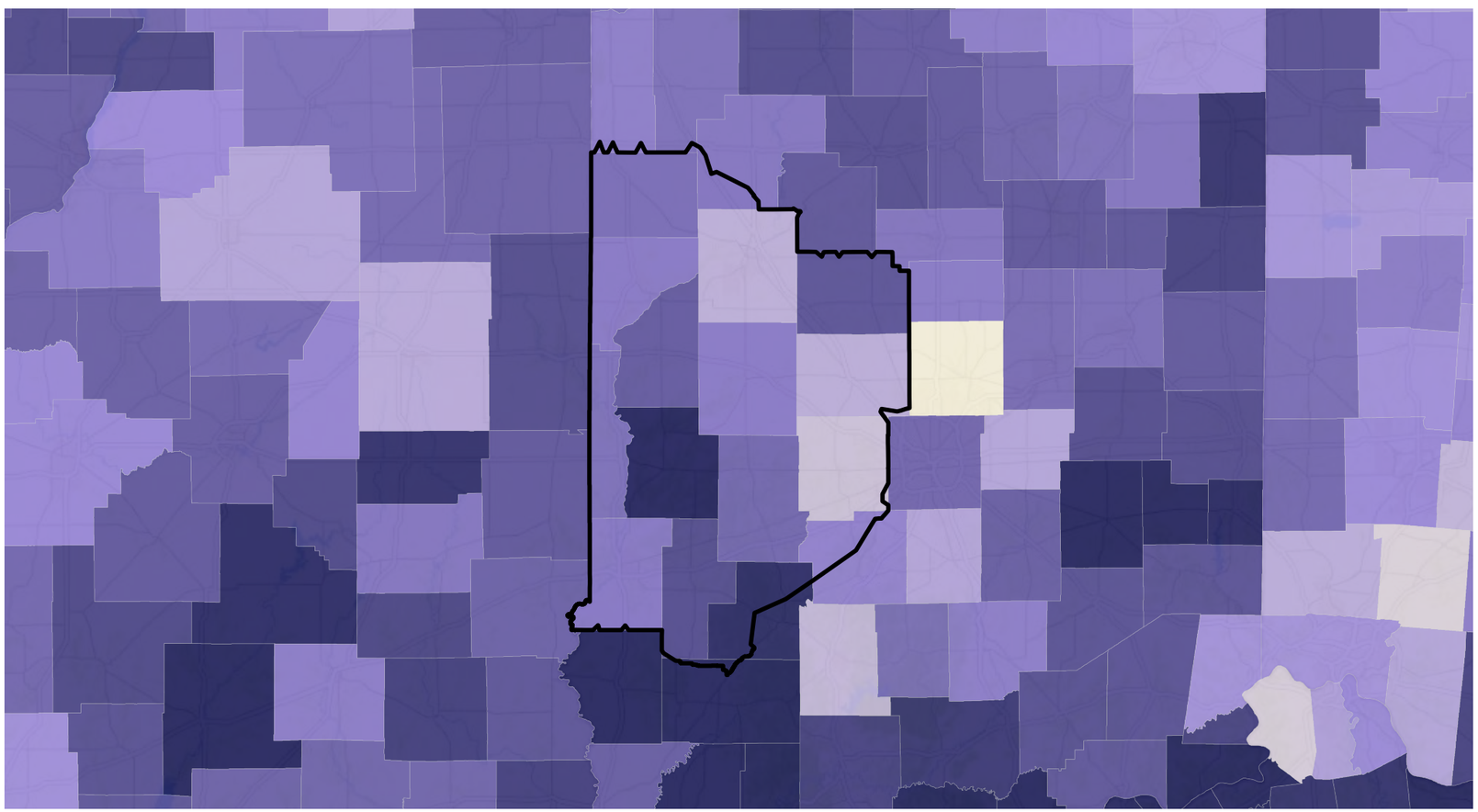

Percent of Households with No Internet Access

Theme	Variable	Indiana	CRAWFORDSVILLE District	
			value	difference
Population	2021 Total Population	6,847,004	780,049	-88.61%
	2019 Total Population	6,665,703	748,663	-88.77%
Income	2021 Median Household Income	$57,268	$59,180	+3.34%
	2019 Households Below the Poverty Level (%)	12.82%	12.38%	-3.43%
Employment	2021 Unemployment Rate (Index)	74	60	-18.92%
Education	2021 Population Age 25+: Less than 9th Grade (%)	3.55%	2.58%	-27.32%
	2021 Population Age 25+: 9-12th Grade/No Diploma (%)	6.47%	5.54%	-14.37%
	2021 Population Age 25+: High School Diploma (%)	28.78%	27.68%	-3.82%
	2021 Population Age 25+: Some College/No Degree (%)	19.81%	20.18%	+1.87%
	2019 Pop Age 25+: Bachelor`s Degree (%)	16.91%	18.26%	+7.98%
	2019 Pop Age 25+: Master`s Degree (%)	7.02%	8.04%	+14.53%
	2019 Pop Age 25+: Professional School Degree (%)	1.47%	1.47%	0.00%
Housing	2021 Housing Affordability Index	183	182	-0.55%
	2021 Owner Occupied Housing Units (%)	68.45%	67.90%	-0.80%
	2021 Renter Occupied Housing Units (%)	31.55%	32.10%	+1.74%
	2019 Housing: Mobile Homes (%)	4.77%	4.65%	-2.52%
	2021 Group Quarters Population (%)	2.76%	5.02%	+81.88%
Transportation	2019 Owner Households with No Vehicles (%)	2.71%	1.93%	-28.78%
	2019 Renter Households with No Vehicles (%)	14.74%	12.93%	-12.28%
	2019 Average Commute to Work for Workers 16+	23.8	0.0	-100.00%
	2019 Workers 16+ Took Public Transportation (%)	0.99%	1.03%	+4.04%
	2019 Workers 16+ Took Other Means of Transportation (%)	0.77%	0.91%	+18.18%
	2019 Workers 16+ Walked (%)	2.15%	3.33%	+54.88%
Internet/Computer Access	2019 HHs with No Internet Access (%)	16.29%	13.29%	-18.42%
	2019 Pop 18-64 in HHs: have No Computer (%)	3.31%	2.04%	-38.37%
	2019 Pop 65+ in HHs: have No Computer (%)	3.18%	2.71%	-14.78%
	2021 HH Owns Laptop or Notebook (%)	56.75%	59.43%	+4.72%
Insurance	2021 Medical Insurance Covers You and Other HH/Family Members (%)	42.92%	44.93%	+4.68%
Crime	2021 Total Crime Index	105	89	-15.24%
Civic Engagement	2021 Voted in Federal or State or Local Election Last 12 Mo (%)	46.01%	47.40%	+3.02%
	2021 Participated in Any Public Activity Last 12 Mo (%)	72.24%	74.14%	+2.63%
Seniors	2021 Senior Population (Age 65+) (%)	17.16%	16.14%	-5.94%

Race/Ethnicity	2021 Hispanic Population (%)	7.63%	5.45%	-28.57%
	2019 Hispanic or Latino (%)	6.93%	4.87%	-29.73%
	2019 Race: White Alone (%)	83.31%	88.70%	+6.47%
	2019 Race: Black or African American Alone (%)	9.40%	4.26%	-54.68%
	2019 Race: American Indian and Alaska Native Alone (%)	0.24%	0.21%	-12.50%
	2019 Race: Asian Alone (%)	2.28%	3.34%	+46.49%
	2019 Race: Native Hawaiian and Other Pacific Islander Alone (%)	0.04%	0.03%	-25.00%
	2019 Race: Some Other Race Alone (%)	2.19%	1.32%	-39.73%
	2019 Race: Two or More Races (%)	2.55%	2.13%	-16.47%
	2021 Diversity Index	42.7	32.9	-22.95%
Disability	2019 Households with 1+ Persons with a Disability (%)	26.94%	26.46%	-1.78%
Language	2019 Pop 18-64 Speak Spanish & No English (%)	0.15%	0.10%	-33.33%
	2019 Pop 65+ Speak Spanish & No English (%)	0.03%	0.01%	-66.67%
	2019 Pop 18-64 Speak Spanish & English Not Well (%)	0.65%	0.52%	-20.00%
	2019 Pop 65+ Speak Spanish & English Not Well (%)	0.05%	0.01%	-80.00%
	2019 Pop 18-64 Speak Indo-European & No English (%)	0.01%	0.03%	+200.00%
	2019 Pop 18-64 Speak Indo-Eur & English Not Well (%)	0.07%	0.09%	+28.57%
	2019 Pop 65+ Speak Indo-European & No English (%)	0.01%	0.00%	-100.00%
	2019 Pop 65+ Speak Indo-Eur & English Not Well (%)	0.04%	0.04%	0.00%
	2019 Pop 18-64 Speak Asian-Pacific Isl & No English (%)	0.05%	0.02%	-60.00%
	2019 Pop 18-64 Speak Asian-PI & English Not Well (%)	0.20%	0.18%	-10.00%
	2019 Pop 65+ Speak Asian-Pacific Isl & No English (%)	0.01%	0.02%	+100.00%
	2019 Pop 65+ Speak Asian-PI & English Not Well (%)	0.03%	0.01%	-66.67%
	2019 Pop 18-64 Speak Other Language & No English (%)	0.01%	0.00%	-100.00%
	2019 Pop 65+ Speak Oth Language & No English (%)	0.00%	0.00%	
	2019 Pop 18-64 Speak Oth Language & English Not Well (%)	0.03%	0.01%	-66.67%
	2019 Pop 65+ Speak Oth Language & English Not Well (%)	0.00%	0.00%	

FORT WAYNE District		GREENFIELD District		LA PORTE District		SEYMOUR District		VINCENNES	
value	difference	value	difference	value	difference	value	difference	value	difference
1,119,047	-83.66%	2,014,326	-70.58%	1,296,773	-81.06%	1,023,618	-85.05%	613,259	-91.04%
1,092,598	-83.61%	1,960,751	-70.58%	1,263,747	-81.04%	997,063	-85.04%	602,957	-90.95%
$55,749	-2.65%	$56,854	-0.72%	$57,196	-0.13%	$60,014	+4.79%	$55,194	-3.62%
11.47%	-10.53%	13.79%	+7.57%	13.25%	+3.35%	12.01%	-6.32%	12.95%	+1.01%
69	-6.76%	85	+14.86%	92	+24.32%	63	-14.86%	53	-28.38%
5.56%	+56.62%	3.38%	-4.79%	3.48%	-1.97%	2.71%	-23.66%	3.30%	-7.04%
6.84%	+5.72%	6.62%	+2.32%	6.49%	+0.31%	6.33%	-2.16%	6.70%	+3.55%
30.05%	+4.41%	25.27%	-12.20%	31.25%	+8.58%	29.59%	+2.81%	32.58%	+13.20%
20.09%	+1.41%	18.97%	-4.24%	21.06%	+6.31%	19.59%	-1.11%	19.32%	-2.47%
14.37%	-15.02%	20.44%	+20.88%	14.80%	-12.48%	16.40%	-3.02%	13.76%	-18.63%
5.77%	-17.81%	8.23%	+17.24%	6.00%	-14.53%	7.56%	+7.69%	5.47%	-22.08%
1.06%	-27.89%	2.01%	+36.73%	1.33%	-9.52%	1.18%	-19.73%	1.16%	-21.09%
199	+8.74%	173	-5.46%	175	-4.37%	181	-1.09%	204	+11.48%
71.70%	+4.75%	62.56%	-8.60%	71.36%	+4.25%	72.28%	+5.60%	70.47%	+2.95%
28.30%	-10.30%	37.44%	+18.67%	28.64%	-9.22%	27.72%	-12.14%	29.53%	-6.40%
6.09%	+27.67%	2.70%	-43.40%	3.30%	-30.82%	7.29%	+52.83%	8.18%	+71.49%
2.33%	-15.58%	2.26%	-18.12%	2.52%	-8.70%	2.72%	-1.45%	2.92%	+5.80%
4.17%	+53.87%	2.40%	-11.44%	2.87%	+5.90%	1.95%	-28.04%	2.78%	+2.58%
14.19%	-3.73%	14.91%	+1.15%	17.21%	+16.76%	12.43%	-15.67%	15.95%	+8.21%
0.0	-100.00%	0.0	-100.00%	0.0	-100.00%	0.0	-100.00%	0.0	-100.00%
0.43%	-56.57%	1.01%	+2.02%	1.70%	+71.72%	0.91%	-8.08%	0.62%	-37.37%
0.62%	-19.48%	0.78%	+1.30%	0.98%	+27.27%	0.55%	-28.57%	0.82%	+6.49%
2.07%	-3.72%	1.82%	-15.35%	1.97%	-8.37%	2.36%	+9.77%	1.90%	-11.63%
16.32%	+0.18%	15.52%	-4.73%	17.15%	+5.28%	16.98%	+4.24%	19.42%	+19.21%
3.85%	+16.31%	3.62%	+9.37%	3.31%	0.00%	2.87%	-13.29%	3.63%	+9.67%
3.22%	+1.26%	2.71%	-14.78%	3.51%	+10.38%	3.36%	+5.66%	4.24%	+33.33%
55.36%	-2.45%	57.26%	+0.90%	55.55%	-2.11%	57.72%	+1.71%	55.17%	-2.78%
42.43%	-1.14%	42.32%	-1.40%	42.32%	-1.40%	43.67%	+1.75%	43.21%	+0.68%
91	-13.33%	133	+26.67%	100	-4.76%	89	-15.24%	85	-19.05%
44.61%	-3.04%	45.66%	-0.76%	46.95%	+2.04%	46.31%	+0.65%	45.35%	-1.43%
70.61%	-2.26%	72.76%	+0.72%	72.51%	+0.37%	72.20%	-0.06%	70.60%	-2.27%
17.25%	+0.52%	15.90%	-7.34%	18.22%	+6.18%	17.54%	+2.21%	19.54%	+13.87%

8.50%	+11.40%	7.40%	-3.01%	13.65%	+78.90%	3.91%	-48.75%	3.00%	-60.68%
7.77%	+12.12%	6.76%	-2.45%	12.49%	+80.23%	3.47%	-49.93%	2.57%	-62.91%
87.85%	+5.45%	76.11%	-8.64%	76.64%	-8.01%	91.56%	+9.90%	92.18%	+10.65%
5.79%	-38.40%	15.91%	+69.26%	13.47%	+43.30%	2.49%	-73.51%	4.04%	-57.02%
0.26%	+8.33%	0.24%	0.00%	0.28%	+16.67%	0.22%	-8.33%	0.16%	-33.33%
1.80%	-21.05%	2.92%	+28.07%	1.40%	-38.60%	2.69%	+17.98%	0.94%	-58.77%
0.04%	0.00%	0.03%	-25.00%	0.05%	+25.00%	0.02%	-50.00%	0.07%	+75.00%
1.57%	-28.31%	1.98%	-9.59%	5.16%	+135.62%	0.97%	-55.71%	0.82%	-62.56%
2.69%	+5.49%	2.82%	+10.59%	3.00%	+17.65%	2.05%	-19.61%	1.79%	-29.80%
39.6	-7.26%	51.9	+21.55%	54.4	+27.40%	24.8	-41.92%	21.6	-49.41%
27.26%	+1.19%	26.07%	-3.23%	27.02%	+0.30%	26.69%	-0.93%	29.93%	+11.10%
0.17%	+13.33%	0.24%	+60.00%	0.14%	-6.67%	0.06%	-60.00%	0.04%	-73.33%
0.03%	0.00%	0.02%	-33.33%	0.05%	+66.67%	0.02%	-33.33%	0.00%	-100.00%
0.79%	+21.54%	0.95%	+46.15%	0.73%	+12.31%	0.18%	-72.31%	0.25%	-61.54%
0.06%	+20.00%	0.04%	-20.00%	0.12%	+140.00%	0.01%	-80.00%	0.01%	-80.00%
0.02%	+100.00%	0.01%	0.00%	0.01%	0.00%	0.01%	0.00%	0.00%	-100.00%
0.07%	0.00%	0.09%	+28.57%	0.07%	0.00%	0.07%	0.00%	0.02%	-71.43%
0.00%	-100.00%	0.01%	0.00%	0.02%	+100.00%	0.00%	-100.00%	0.00%	-100.00%
0.03%	-25.00%	0.03%	-25.00%	0.08%	+100.00%	0.02%	-50.00%	0.01%	-75.00%
0.09%	+80.00%	0.09%	+80.00%	0.02%	-60.00%	0.03%	-40.00%	0.01%	-80.00%
0.24%	+20.00%	0.31%	+55.00%	0.09%	-55.00%	0.15%	-25.00%	0.06%	-70.00%
0.01%	0.00%	0.01%	0.00%	0.01%	0.00%	0.02%	+100.00%	0.01%	0.00%
0.03%	0.00%	0.04%	+33.33%	0.02%	-33.33%	0.03%	0.00%	0.01%	-66.67%
0.01%	0.00%	0.02%	+100.00%	0.00%	-100.00%	0.00%	-100.00%	0.00%	-100.00%
0.00%		0.01%		0.00%		0.00%		0.00%	
0.02%	-33.33%	0.05%	+66.67%	0.02%	-33.33%	0.02%	-33.33%	0.01%	-66.67%
0.00%		0.01%		0.01%		0.00%		0.00%	

Demographic and Socioeconomic Profile

FORT WAYNE District

KEY FACTS

1,119,047	38.2	2.6	$55,749
Population	Median Age	Average Household Size	Median Household Income

EDUCATION

12%	36%	29%	22%
No High School Diploma	High School Graduate	Some College	Bachelor's/Grad/Prof Degree

AGE DISTRIBUTION

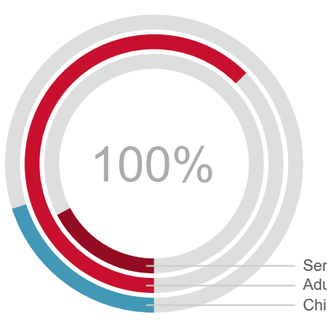

Seniors 65+	17%
Adults 15 to 64	63%
Children 14 under	20%

HOUSING

$157,436	$8,507	$600
Median Home Value	Average Spent on Mortgage & Basics	Median Contract Rent

AT RISK

11%	27%	0%	4%
Households Below the Poverty Level	Households with 1+ Persons with a Disability	Population 65+ speak Spanish & No English	Owner Households with No Vehicles

JOURNEY TO WORK

81%	11%	0%	0%	0%
Drove Alone	Carpooled	Took Public Transportation	Took a Bus or Trolley Bus	Took Light Rail, Streetcar or Trolley

0%	0%	1%	2%	4%
Took a Subway or Elevated	Took a Long-distance Train	Bicycled	Walked	Worked at Home

Households By Income

The largest group: $50,000 - $74,999 (20.3%)

The smallest group: $200,000+ (3.7%)

Indicator ▲	Value	Diff
<$15,000	8.8%	-1%
$15,000 - $24,999	9.2%	-0.1%
$25,000 - $34,999	10.5%	+0.8%
$35,000 - $49,999	15.2%	+1.5%
$50,000 - $74,999	20.3%	+1%
$75,000 - $99,999	13.5%	+0.6%
$100,000 - $149,999	14.4%	-0.5%
$150,000 - $199,999	4.6%	-0.9%
$200,000+	3.7%	-1.1%

Bars show deviation from Indiana

EMPLOYMENT

White Collar	56%
Blue Collar	34%
Services	10%

4.3% Unemployment Rate

BUSINESS

36,810	593,751
Total Businesses	Total Employees

INSURANCE

2019 Pop <19: No Health Insurance Coverage (ACS 5-Yr) (%)	3%
2021 Medical insurance covers you and other household or family members (%)	42%
2021 Have home insurance coverage for earthquake or flood (%)	4%
2021 Have any homeowners or personal property insurance (%)	60%
2021 Currently carry life insurance (%)	46%

Race, Ethnicity, and Language Profile
FORT WAYNE District

Race and Ethnicity

The largest group: White Alone (84.3)
The smallest group: Pacific Islander Alone (0.05)

Indicator ▲	Value	Diff
White Alone	84.3	+3.29
Black Alone	6	-3.83
American Indian/Alaska Native Alone	0.39	+0.07
Asian Alone	2.4	-0.36
Pacific Islander Alone	0.05	0
Other Race	4.03	+0.67
Two or More Races	2.84	+0.17
Hispanic Origin (Any Race)	8.5	+0.87

SPANISH ACTIVITIES

3%

2021 Used Spanish Language Website or App Last 30 Days

LIMITED ENGLISH PROFICIENCY ADULTS 18-64	HH %
Speak Spanish & No English	0%
Speak Spanish & English Not Well	1%
Speak Indo-European & No English	0%
Speak Indo-European & English Not Well	0%
Speak Asian-Pacific Island & No English	0%
Speak Asian-Pacific Island & English Not Well	0%
Speak Other Language & No English	0%
Speak Other Language & English Not Well	0%

Bars show deviation from Indiana

> 20
10.4
< 1

Percent of adults 18 years and over who have limited English ability

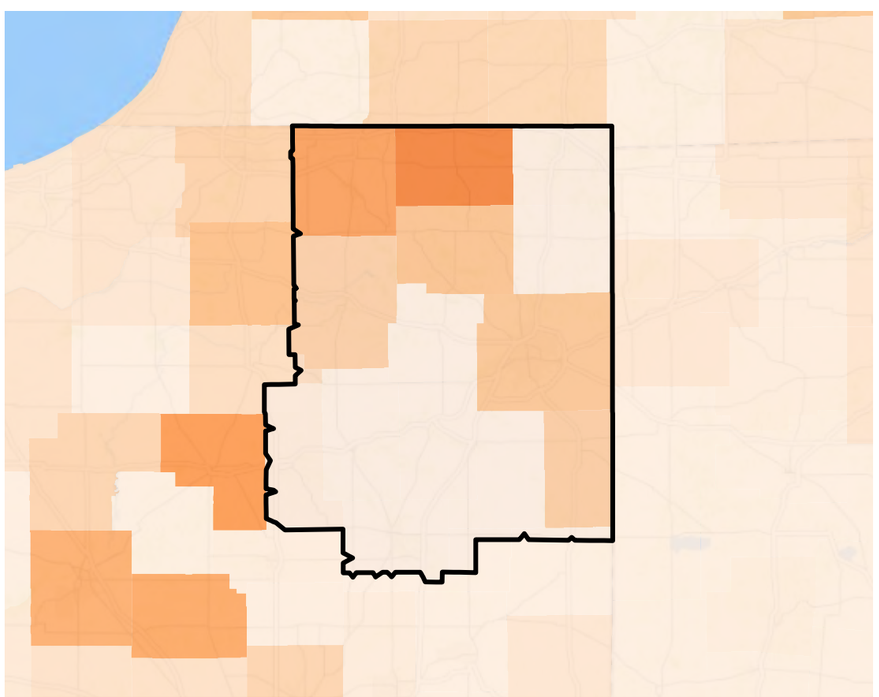

> 25.7
13.3
< 1

Percent of Population Age 5+ Who Speaks Spanish at Home

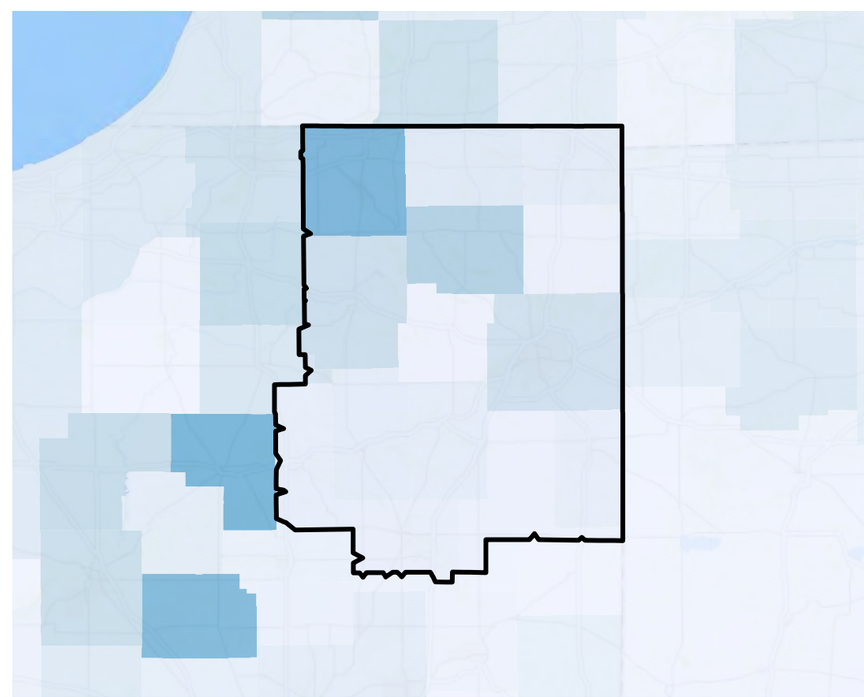

LIMITED ENGLISH PROFICIENCY SENIORS 65+	HH %
Speak Spanish & No English	0%
Speak Spanish & English Not Well	0%
Speak Indo-European & No English	0%
Speak Indo-European & English Not Well	0%
Speak Asian-Pacific Island & No English	0%
Speak Asian-Pacific Island & English Not Well	0%
Speak Other Language & No English	0%
Speak Other Language & English Not Well	0%

Digital Usage Profile
FORT WAYNE District

DEVICE OWNERSHIP (HH)

33%
Household owns desktop computer

55%
Household owns laptop or notebook

48%
Own any tablet

87%
Have a smartphone

46%
Have a smartphone: Android phone (any brand)

40%
Have a smartphone: Apple iPhone

INTERNET ACCESS (HH)

64%
Use Computer

78%
Use Cell Phone

29%
Use Tablet

INTERNET CONNECTIVITY	HH %
2019 Have access to Internet at home (%)	90%
2019 Connect to Internet at home via cable modem (%)	44%
2019 Connect to Internet at home via DSL (%)	11%
2019 Connect to Internet at home via fiber optic (%)	11%
2019 Access Internet at home via high speed connection (%)	88%

INTERNET & SOCIAL MEDIA USAGE in Last 30 Days	HH %
Visited online blog (%)	10%
Watched TV program online (%)	19%
Used Spanish language website in last app (%)	3%
Facebook.com (%)	65%
Instagram.com (%)	28%
Linkedin.com (%)	9%
Tumblr.com (%)	2%
Twitter.com (%)	12%
Youtube.com (%)	52%
Social network used to track current events (%)	15%
Search engine: bing.com (%)	10%
Search engine: google.com (%)	80%
Search engine: yahoo.com (%)	18%

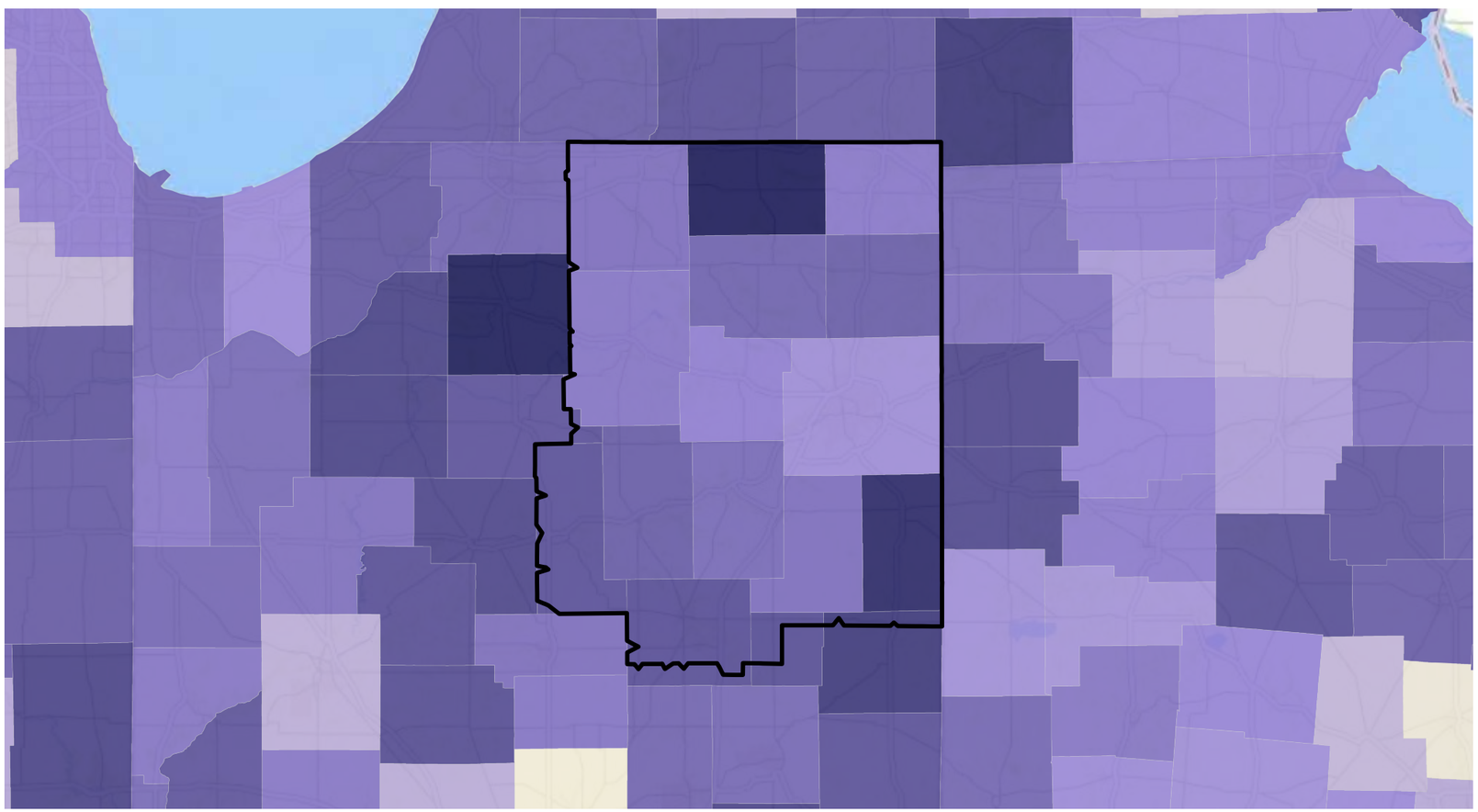

Percent of Households with No Internet Access

Demographic and Socioeconomic Profile
GREENFIELD District

KEY FACTS

2,014,326
Population

37.9
Median Age

2.5
Average Household Size

$56,854
Median Household Income

EDUCATION

10%
No High School Diploma

30%
High School Graduate

27%
Some College

33%
Bachelor's/Grad/Prof Degree

AGE DISTRIBUTION

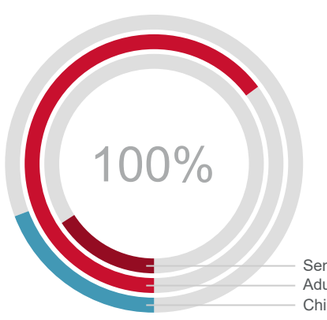

HOUSING

$178,850
Median Home Value

$9,023
Average Spent on Mortgage & Basics

$691
Median Contract Rent

AT RISK

14%
Households Below the Poverty Level

26%
Households with 1+ Persons with a Disability

0%
Population 65+ speak Spanish & No English

2%
Owner Households with No Vehicles

JOURNEY TO WORK

83%
Drove Alone

9%
Carpooled

1%
Took Public Transportation

1%
Took a Bus or Trolley Bus

0%
Took Light Rail, Streetcar or Trolley

0%
Took a Subway or Elevated

0%
Took a Long-distance Train

0%
Bicycled

2%
Walked

5%
Worked at Home

Households By Income

The largest group: $50,000 - $74,999 (18.5%)
The smallest group: $150,000 - $199,999 (6%)

Indicator ▲	Value	Diff
<$15,000	10.6%	+0.8%
$15,000 - $24,999	9.5%	+0.2%
$25,000 - $34,999	9.2%	-0.5%
$35,000 - $49,999	14%	+0.3%
$50,000 - $74,999	18.5%	-0.8%
$75,000 - $99,999	12.2%	-0.7%
$100,000 - $149,999	13.9%	-1%
$150,000 - $199,999	6%	+0.5%
$200,000+	6%	+1.2%

Bars show deviation from Indiana

EMPLOYMENT

66%
White Collar

23%
Blue Collar

11%
Services

5.3%
Unemployment Rate

BUSINESS

66,027
Total Businesses

1,047,471
Total Employees

INSURANCE

2019 Pop <19: No Health Insurance Coverage (ACS 5-Yr) (%)	1%
2021 Medical insurance covers you and other household or family members (%)	42%
2021 Have home insurance coverage for earthquake or flood (%)	3%
2021 Have any homeowners or personal property insurance (%)	57%
2021 Currently carry life insurance (%)	45%

Race, Ethnicity, and Language Profile
GREENFIELD District

Race and Ethnicity

The largest group: White Alone (72.72)

The smallest group: Pacific Islander Alone (0.05)

Indicator ▲	Value	Diff
White Alone	72.72	-8.29
Black Alone	16.46	+6.63
American Indian/Alaska Native Alone	0.27	-0.05
Asian Alone	3.67	+0.91
Pacific Islander Alone	0.05	0
Other Race	3.81	+0.45
Two or More Races	3.02	+0.35
Hispanic Origin (Any Race)	7.4	-0.23

SPANISH ACTIVITIES

4%

2021 Used Spanish Language Website or App Last 30 Days

LIMITED ENGLISH PROFICIENCY ADULTS 18-64	HH %
Speak Spanish & No English	0%
Speak Spanish & English Not Well	1%
Speak Indo-European & No English	0%
Speak Indo-European & English Not Well	0%
Speak Asian-Pacific Island & No English	0%
Speak Asian-Pacific Island & English Not Well	0%
Speak Other Language & No English	0%
Speak Other Language & English Not Well	0%

Bars show deviation from Indiana

> 20
10.4
< 1

Percent of adults 18 years and over who have limited English ability

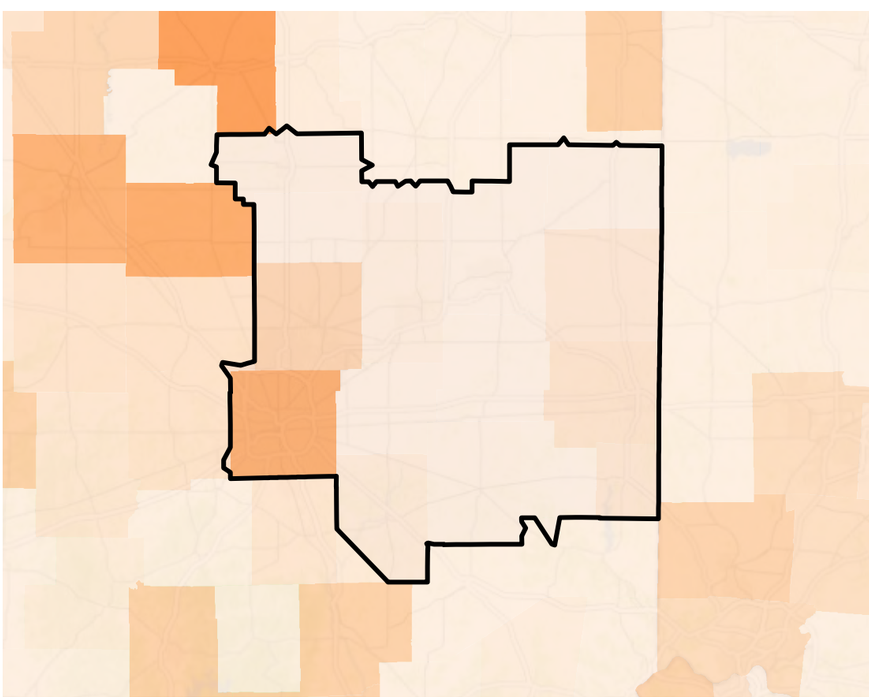

> 25.7
13.3
< 1

Percent of Population Age 5+ Who Speaks Spanish at Home

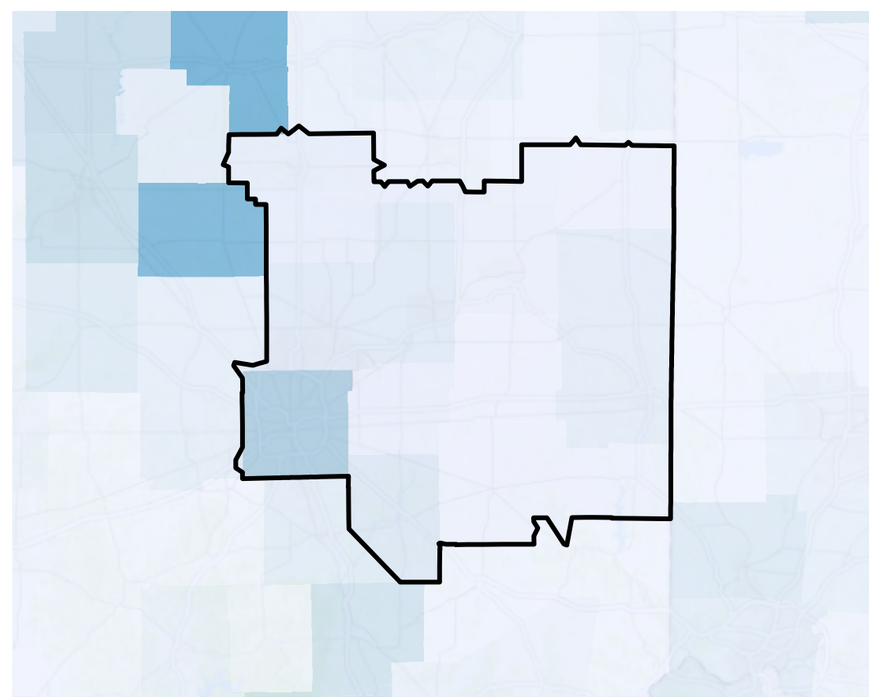

LIMITED ENGLISH PROFICIENCY SENIORS 65+	HH %
Speak Spanish & No English	0%
Speak Spanish & English Not Well	0%
Speak Indo-European & No English	0%
Speak Indo-European & English Not Well	0%
Speak Asian-Pacific Island & No English	0%
Speak Asian-Pacific Island & English Not Well	0%
Speak Other Language & No English	0%
Speak Other Language & English Not Well	0%

Digital Usage Profile
GREENFIELD District

DEVICE OWNERSHIP (HH)

33%
Household owns desktop computer

57%
Household owns laptop or notebook

50%
Own any tablet

89%
Have a smartphone

43%
Have a smartphone: Android phone (any brand)

45%
Have a smartphone: Apple iPhone

INTERNET ACCESS (HH)

67%
Use Computer

81%
Use Cell Phone

31%
Use Tablet

INTERNET CONNECTIVITY	HH %
2019 Have access to Internet at home (%)	91%
2019 Connect to Internet at home via cable modem (%)	47%
2019 Connect to Internet at home via DSL (%)	9%
2019 Connect to Internet at home via fiber optic (%)	14%
2019 Access Internet at home via high speed connection (%)	90%

INTERNET & SOCIAL MEDIA USAGE in Last 30 Days	HH %
Visited online blog (%)	13%
Watched TV program online (%)	21%
Used Spanish language website in last app (%)	4%
Facebook.com (%)	66%
Instagram.com (%)	33%
Linkedin.com (%)	12%
Tumblr.com (%)	3%
Twitter.com (%)	15%
Youtube.com (%)	54%
Social network used to track current events (%)	16%
Search engine: bing.com (%)	10%
Search engine: google.com (%)	83%
Search engine: yahoo.com (%)	18%

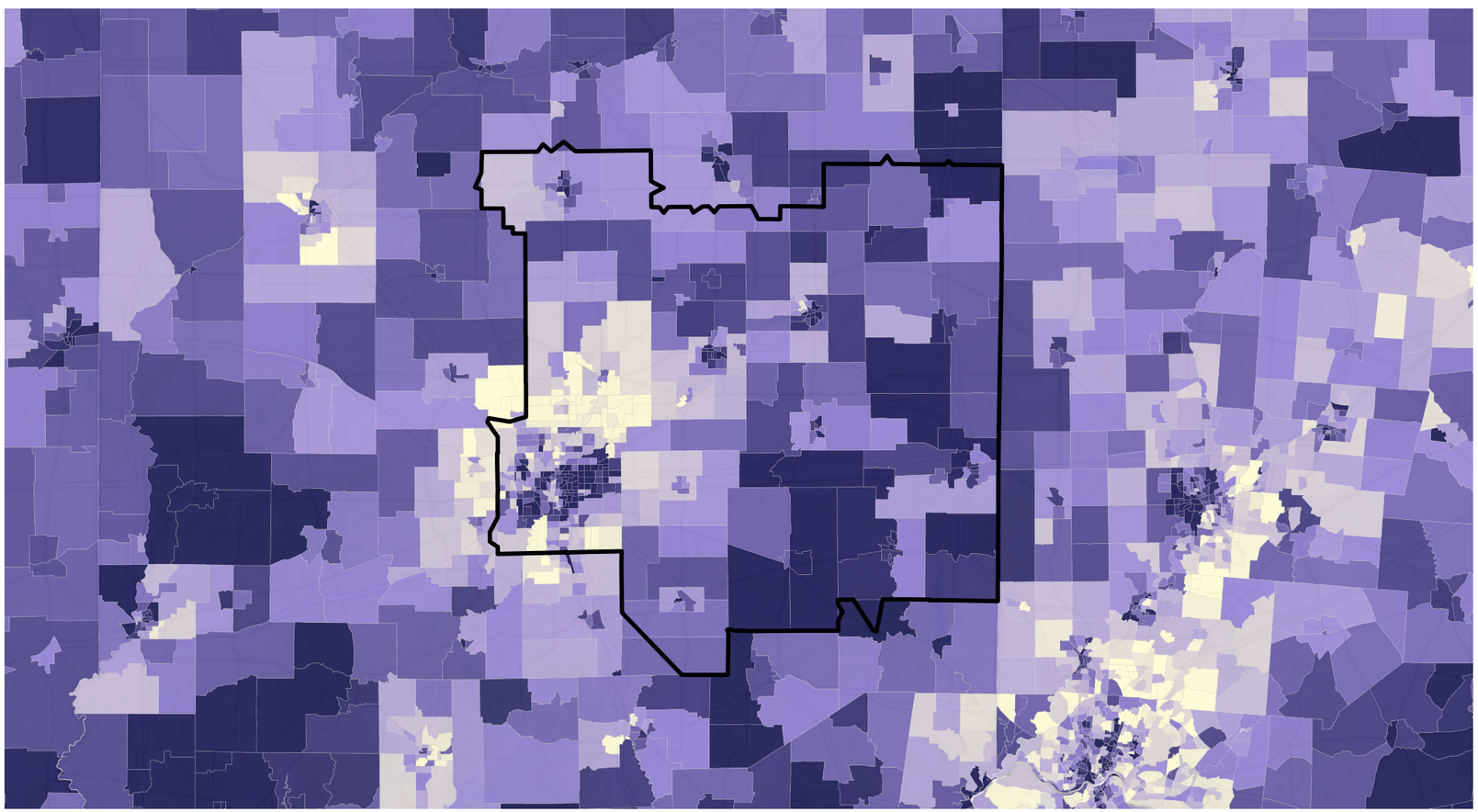

Percent of Households with No Internet Access

Digital Use Summary

GREENFIELD District

Demographic Summary		2021	2026
Population		2,014,326	2,084,552
Population 18+		1,552,631	1,608,593
Households		794,181	821,315
Median Household Income		$56,854	$63,079
Product/Consumer Behavior	**Expected Number of Adults or HHs**	**Percent**	**MPI**
Own any tablet	779,611	50.2%	98
Own any e-reader	148,865	9.6%	93
Own e-reader/tablet: iPad	443,667	28.6%	93
Own e-reader/tablet: Amazon Kindle	269,302	17.3%	99
Own any portable MP3 player	225,532	14.5%	100
Own portable MP3 player: Apple iPod	154,655	10.0%	95
Own wearable tech: Apple Watch	123,011	7.9%	98
Own wearable tech: Fitbit	178,523	11.5%	101
Own digital camera/camcorder	108,151	7.0%	102
Own digital point & shoot camera/camcorder	123,492	8.0%	99
Own digital SLR camera/camcorder	118,024	7.6%	95
Own 35mm camera/camcorder	83,132	5.4%	102
Own telephoto/zoom lens	68,110	4.4%	98
Own wide-angle lens	55,794	3.6%	97
Own a selfie stick	73,526	4.7%	100
Printed digital photos in last 12 months	331,924	21.4%	97
Use a computer at work	669,712	43.1%	100
Use desktop computer at work	342,503	22.1%	103
Use laptop/notebook at work	305,258	19.7%	96
HH owns a computer	575,321	72.4%	97
Purchased home computer in last 12 months	78,087	9.8%	96
HH owns desktop computer	263,233	33.1%	95
HH owns laptop/notebook	454,745	57.3%	97
Child (under 18 yrs) uses home computer	90,571	11.4%	99
HH owns any Apple/Mac brand computer	138,610	17.5%	87
HH owns any PC/non-Apple brand computer	479,587	60.4%	99

Sources: American Community Survey (ACS), Esri

12/06/2021

Digital Use Summary

GREENFIELD District

Product/Consumer Behavior	Expected Number of Adults or HHs	Percent	MPI
Purchased most recent home computer 1-2 years ago	119,042	15.0%	96
Purchased most recent home computer 3-4 years ago	123,178	15.5%	98
Purchased most recent home computer 5+ years ago	95,993	12.1%	96
HH purchased most recent computer in a store	270,715	34.1%	97
HH purchased most recent computer online	117,261	14.8%	94
Spent on most recent home computer: $1-499	120,324	15.2%	106
Spent on most recent home computer: $500-$999	128,045	16.1%	97
Spent on most recent home computer: $1000-$1499	76,352	9.6%	93
Spent on most recent home computer: $1500-$1999	36,728	4.6%	93
Spent on most recent home computer: $2000+	31,472	4.0%	90
HH owns webcam	135,934	17.1%	101
HH owns wireless router	193,834	24.4%	99
HH owns all-in-one printer (print copy scan)	368,146	46.4%	96
HH owns software: accounting	40,861	5.1%	94
HH owns software: communications/fax	28,839	3.6%	90
HH owns software: database/filing	36,837	4.6%	95
HH owns software: desktop publishing	49,790	6.3%	99
HH owns software: education/training	59,143	7.4%	95
HH owns software: entertainment/games	119,492	15.0%	99
HH owns software: personal finance/tax prep	89,989	11.3%	95
HH owns software: presentation graphics	42,259	5.3%	97
HH owns software: multimedia	73,342	9.2%	98
HH owns software: networking	76,857	9.7%	95
HH owns software: online meeting/conference	41,931	5.3%	93
HH owns software: security/anti-virus	150,633	19.0%	98
HH owns software: spreadsheet	167,301	21.1%	95
HH owns software: utility	33,106	4.2%	97
HH owns software: word processing	212,821	26.8%	95
HH owns CD player	104,171	13.1%	102

Sources: American Community Survey (ACS), Esri

12/06/2021

Digital Use Summary

GREENFIELD District

Product/Consumer Behavior	Expected Number of Adults or HHs	Percent	MPI
HH owns portable GPS navigation device	156,251	19.7%	102
HH purchased portable GPS navigation device/12 mo			
HH owns headphones (ear buds)	334,001	42.1%	99
HH owns noise reduction headphones	96,658	12.2%	97
HH owns Bluetooth/wireless headphones	179,110	22.6%	100
HH owns home theater/entertainment system	71,203	9.0%	101
HH owns 1 TV	160,600	20.2%	96
HH owns 2 TVs	210,109	26.5%	100
HH owns 3 TVs	170,313	21.4%	102
HH owns 4+ TVs	142,250	17.9%	102
HH owns LCD TV	179,201	22.6%	100
HH owns LED TV	302,609	38.1%	102
HH owns plasma TV	87,348	11.0%	95
HH has 3D TV	37,112	4.7%	101
HH has HDTV	334,478	42.1%	100
HH has 4K Ultra HDTV	128,901	16.2%	98
HH has Internet connectable TV	289,979	36.5%	100
HH owns small screen TV (<27 in)	102,961	13.0%	101
HH owns medium screen TV (27-35 in)	227,957	28.7%	100
HH owns large screen TV (36-42 in)	256,587	32.3%	100
HH owns XLarge screen TV (43-54 in)	235,269	29.6%	100
HH owns XXL screen TV (55 in+)	243,485	30.7%	102
HH most recent TV purch: small screen (<27 in)	41,327	5.2%	100
HH most recent TV purch: medium screen (27-35 in)	115,051	14.5%	100
HH most recent TV purch: large screen (36-42 in)	141,667	17.8%	100
HH most recent TV purch: Xlarge screen (43-54 in)	141,357	17.8%	97
HH most recent TV purch: XXL screen (55 in+)	196,295	24.7%	100
HH owns Internet video device for TV	263,727	33.2%	99
HH owns internet device for TV - Amazon Fire	114,309	14.4%	99
HH owns internet device for TV - Apple TV	50,384	6.3%	95
HH owns internet device for TV - Google Chromecast	44,227	5.6%	99
HH owns internet device for TV - Roku	126,948	16.0%	102
HH purchased video game system in last 12 months	55,026	6.9%	84
HH owns video game system: handheld	100,051	12.6%	104
HH owns video game system: attached to TV/computer	339,825	42.8%	104
HH owns video game system: Nintendo DS/Lite DSI/XL	40,789	5.1%	110
HH owns video game system: Nintendo 3DS			
HH owns video game system: Nintendo Wii	90,041	11.3%	105
HH owns video game system: Nintendo Wii U	24,532	3.1%	100
HH owns video game system: PlayStation 2 (PS2)	43,203	5.4%	112
HH owns video game system: PlayStation 3 (PS3)	65,603	8.3%	108
HH owns video game system: Playstation 4 (PS 4)	135,763	17.1%	106
HH owns video game system: Xbox 360	102,124	12.9%	109
HH owns video game system: Xbox One	118,951	15.0%	108
HH purchased 5+ video games in last 12 months	39,301	4.9%	105
HH spent $101+ on video games in last 12 months	58,243	7.3%	102
Have access to Internet at home	1,414,332	91.1%	100
Connection to Internet at home: via cable modem	733,501	47.2%	101
Connection to Internet at home: via DSL	144,909	9.3%	99
Connection to Internet at home: via fiber optic	216,333	13.9%	91
Access Internet at home via high speed connection	1,391,526	89.6%	100
Spend 10+ hrs online (excl email/IM time) daily	126,337	8.1%	106
Spend 5-9.9 hrs online (excl email/IM time) daily	284,025	18.3%	103
Spend 2-4.9 hrs online (excl email/IM time) daily	402,839	25.9%	97
Spend 1-1.9 hrs online (excl email/IM time) daily	264,765	17.1%	97
Spend 0.5-0.9 hrs online (excl email/IM time) daily	144,988	9.3%	96
Spend <0.5 hrs online (excl email/IM time) daily	90,617	5.8%	101
Used Internet in last 30 days	1,375,627	88.6%	99

Sources: American Community Survey (ACS), Esri

12/06/2021

Digital Use Summary

GREENFIELD District

Product/Consumer Behavior	Expected Number of Adults or HHs	Percent	MPI
Used Internet/30 days: at home	1,306,240	84.1%	99
Used Internet/30 days: at work	710,562	45.8%	102
Used Internet/30 days: at school/library	189,819	12.2%	99
Used Internet/30 days: not hm/work/school/library	523,886	33.7%	95
Accessed Internet in last 30 days using computer	1,038,913	66.9%	97
Accessed Internet in last 30 days using cell phone	1,254,224	80.8%	99
Accessed Internet in last 30 days using tablet	474,463	30.6%	96
Accessed Internet in last 30 days w gaming console	161,062	10.4%	108
Accessed Internet in last 30 days using television	360,089	23.2%	100
Used Wi-Fi/wireless connection outside hm/30 days			
Used tablet last 30 days for video call	80,104	5.2%	97
Internet last 30 days: visited a chat room	83,377	5.4%	97
Internet last 30 days: used email	1,155,215	74.4%	98
Internet last 30 days: used IM	1,112,960	71.7%	101
Internet last 30 days: made personal purchase	864,150	55.7%	97
Internet last 30 days: made business purchase	214,708	13.8%	99
Internet last 30 days: paid bills online	881,883	56.8%	99
Internet last 30 days: took online class	152,894	9.8%	94
Internet last 30 days: looked for employment	245,677	15.8%	105
Internet last 30 days: traded/tracked investments	205,158	13.2%	93
Internet last 30 days: made travel plans	319,160	20.6%	94
Internet last 30 days: obtained auto info	197,323	12.7%	104
Internet last 30 days: obtained financial info	488,320	31.5%	98
Internet last 30 days: obtained medical info	482,094	31.1%	96
Internet last 30 days: checked movie listing/times	342,306	22.0%	102
Internet last 30 days: obtained latest news	726,567	46.8%	97
Internet last 30 days: obtained parenting info	102,351	6.6%	103
Internet last 30 days: obtained real estate info	234,254	15.1%	96
Internet last 30 days: obtained sports news/info	460,012	29.6%	99
Internet last 30 days: visited online blog	194,977	12.6%	98
Internet last 30 days: wrote online blog	28,681	1.8%	106
Internet last 30 days: used online dating website	44,032	2.8%	92
Internet last 30 days: played games online	551,498	35.5%	106
Internet last 30 days: sent greeting card	79,215	5.1%	100
Internet last 30 days: made phone call	588,511	37.9%	102
Internet last 30 days: shared photos via website	532,463	34.3%	101
Internet last 30 days: looked for recipes	662,799	42.7%	99
Internet last 30 days: added video to website	137,000	8.8%	106
Internet last 30 days: downloaded a movie	140,480	9.0%	96
Internet last 30 days: downloaded music	274,112	17.7%	99
Internet last 30 days: download/listen to podcast			
Internet last 30 days: downloaded TV program	70,167	4.5%	99
Internet last 30 days: downloaded a video game	223,272	14.4%	106
Internet last 30 days: watched movie online	499,438	32.2%	99
Internet last 30 days: watched TV program online	332,021	21.4%	101
Used online gaming srv/30 days: PlayStation Network	109,380	7.0%	105
Used online gaming srv/30 days: Xbox Live	108,583	7.0%	110
Played Massive Multi-Player Online game/30 days	84,028	5.4%	107
Used Spanish language website/app last 30 days	54,681	3.5%	76
Social Media last 30 days: facebook.com	1,030,880	66.4%	102
Social media last 30 days: instagram.com	511,870	33.0%	95
Social Media last 30 days: linkedin.com	191,231	12.3%	92
Social Media last 30 days: shutterfly.com	42,843	2.8%	95
Social Media last 30 days: tumblr.com	45,274	2.9%	101
Social Media last 30 days: twitter.com	231,060	14.9%	97
Social Media last 30 days: yelp.com	84,450	5.4%	82
Social Media last 30 days: youtube.com	845,780	54.5%	100
Social Media last 30 days: plus.google.com			
Social Media last 30 days: pinterest.com	335,915	21.6%	104

Sources: American Community Survey (ACS), Esri

12/06/2021

Digital Use Summary

GREENFIELD District

Product/Consumer Behavior	Expected Number of Adults or HHs	Percent	MPI
Social network: updated status in last 30 days	442,014	28.5%	108
Social network: updated profile in last 30 days	338,795	21.8%	104
Social network: posted picture in last 30 days	711,844	45.8%	102
Social network: posted video in last 30 days	322,603	20.8%	100
Social network: posted link in last 30 days	213,650	13.8%	103
Social network: saw friend`s page in last 30 days	749,003	48.2%	100
Social network: commented on post in last 30 days	727,809	46.9%	102
Social network: posted a blog in last 30 days	45,167	2.9%	104
Social network: rated a product in last 30 days	144,288	9.3%	99
Social network: sent email message in last 30 days	795,908	51.3%	101
Social network: sent IM in last 30 days	305,749	19.7%	100
Social network: played a game in last 30 days	350,485	22.6%	106
Social network: invited to event in last 30 days	144,933	9.3%	100
Social network: liked something in last 30 days	634,160	40.8%	101
Social network: followed something in last 30 days	397,136	25.6%	103
Social network: clicked on an ad in last 30 days	287,977	18.5%	100
Social network: watched video in last 30 days	824,411	53.1%	100
Social network: posted location in last 30 days	154,780	10.0%	100
Social network: sent real or virtual gift/30 days	38,600	2.5%	98
Social network: used to keep in touch w/ friends	690,642	44.5%	102
Social network: used to reconnect w/ old friends	231,585	14.9%	99
Social network: used to meet new friends	117,336	7.6%	101
Social network: used to follow friends activities	336,508	21.7%	100
Social network: used to find out about new prod.	128,614	8.3%	98
Social network: used to review prod. or service	89,317	5.8%	95
Social network: used for professional contacts	118,929	7.7%	92
Social network: used to find mutual interests	103,034	6.6%	97
Social network: used to track current events	249,634	16.1%	97
Social network: used to find info on TV or movie	143,866	9.3%	97
Social network: used to find local information	195,416	12.6%	96
Social network: used for gaming	136,471	8.8%	101
Social network: used to support favorite brands	87,819	5.7%	97
Social network: used to get coupons or discounts	111,987	7.2%	96
Social network: used to gain access to VIP events	67,369	4.3%	97
Used website/search engine/30 days: ask.com			
Used website/search engine/30 days: bing.com	152,837	9.8%	105
Used website/search engine/30 days: google.com	1,287,098	82.9%	100
Used website/search engine/30 days: yahoo.com	284,591	18.3%	101
Used entertainment website/app last 30 days: BuzzFeed	110,677	7.1%	95
Used entertainment website/app last 30 days: Fandango	75,747	4.9%	93
Used news website/app last 30 days: abcnews.com	120,453	7.8%	93
Used news website/app last 30 days: bbc.com	93,615	6.0%	92
Used news website/app last 30 days: cbsnews.com	90,781	5.8%	97
Used news website/app last 30 days: cnn.com	230,982	14.9%	91
Used news website/app last 30 days: foxnews.com	228,442	14.7%	101
Used news website/app last 30 days: huffpo.com	107,102	6.9%	94
Used news website/app last 30 days: nbcnews.com	85,325	5.5%	94
Used news website/app last 30 days: yahoonews.com	111,250	7.2%	95
Used sports website/app last 30 days: ESPN	279,113	18.0%	101
Used sports website/app last 30 days: FoxSports	107,347	6.9%	98
Used sports website/app last 30 days: NBA.com	73,955	4.8%	100
Used sports website/app last 30 days: NFL.com	124,817	8.0%	104
Used website/app last 30 days: PBS	61,341	4.0%	96

Sources: American Community Survey (ACS), Esri

12/06/2021

Demographic and Socioeconomic Profile

LA PORTE District

KEY FACTS

1,296,773
Population

39.9
Median Age

2.5
Average Household Size

$57,196
Median Household Income

EDUCATION

10%
No High School Diploma

37%
High School Graduate

30%
Some College

24%
Bachelor's/Grad/Prof Degree

AGE DISTRIBUTION

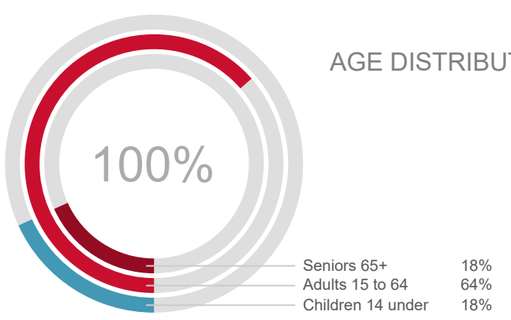

HOUSING

$176,257
Median Home Value

$8,797
Average Spent on Mortgage & Basics

$670
Median Contract Rent

AT RISK

13%
Households Below the Poverty Level

27%
Households with 1+ Persons with a Disability

0%
Population 65+ speak Spanish & No English

3%
Owner Households with No Vehicles

JOURNEY TO WORK

83%
Drove Alone

8%
Carpooled

2%
Took Public Transportation

1%
Took a Bus or Trolley Bus

0%
Took Light Rail, Streetcar or Trolley

0%
Took a Subway or Elevated

1%
Took a Long-distance Train

0%
Bicycled

2%
Walked

3%
Worked at Home

Households By Income

The largest group: $50,000 - $74,999 (19.5%)
The smallest group: $200,000+ (4.1%)

Indicator ▲	Value	Diff
<$15,000	10.4%	+0.6%
$15,000 - $24,999	8.9%	-0.4%
$25,000 - $34,999	10.3%	+0.6%
$35,000 - $49,999	12.9%	-0.8%
$50,000 - $74,999	19.5%	+0.2%
$75,000 - $99,999	12.1%	-0.8%
$100,000 - $149,999	16.2%	+1.3%
$150,000 - $199,999	5.5%	0
$200,000+	4.1%	-0.7%

Bars show deviation from Indiana

EMPLOYMENT

59%
White Collar

30%
Blue Collar

12%
Services

5.7%
Unemployment Rate

BUSINESS

42,399
Total Businesses

540,890
Total Employees

INSURANCE

2019 Pop <19: No Health Insurance Coverage (ACS 5-Yr) (%)	1%
2021 Medical insurance covers you and other household or family members (%)	42%
2021 Have home insurance coverage for earthquake or flood (%)	3%
2021 Have any homeowners or personal property insurance (%)	59%
2021 Currently carry life insurance (%)	47%

Race, Ethnicity, and Language Profile
LA PORTE District

Race and Ethnicity

The largest group: White Alone (75.93)
The smallest group: Pacific Islander Alone (0.04)

Indicator ▲	Value	Diff
White Alone	75.93	-5.08
Black Alone	13.91	+4.08
American Indian/Alaska Native Alone	0.39	+0.07
Asian Alone	1.74	-1.02
Pacific Islander Alone	0.04	-0.01
Other Race	5.09	+1.73
Two or More Races	2.9	+0.23
Hispanic Origin (Any Race)	13.65	+6.02

SPANISH ACTIVITIES

3%

2021 Used Spanish Language Website or App Last 30 Days

LIMITED ENGLISH PROFICIENCY ADULTS 18-64	HH %
Speak Spanish & No English	0%
Speak Spanish & English Not Well	1%
Speak Indo-European & No English	0%
Speak Indo-European & English Not Well	0%
Speak Asian-Pacific Island & No English	0%
Speak Asian-Pacific Island & English Not Well	0%
Speak Other Language & No English	0%
Speak Other Language & English Not Well	0%

Bars show deviation from Indiana

> 20
10.4
< 1

Percent of adults 18 years and over who have limited English ability

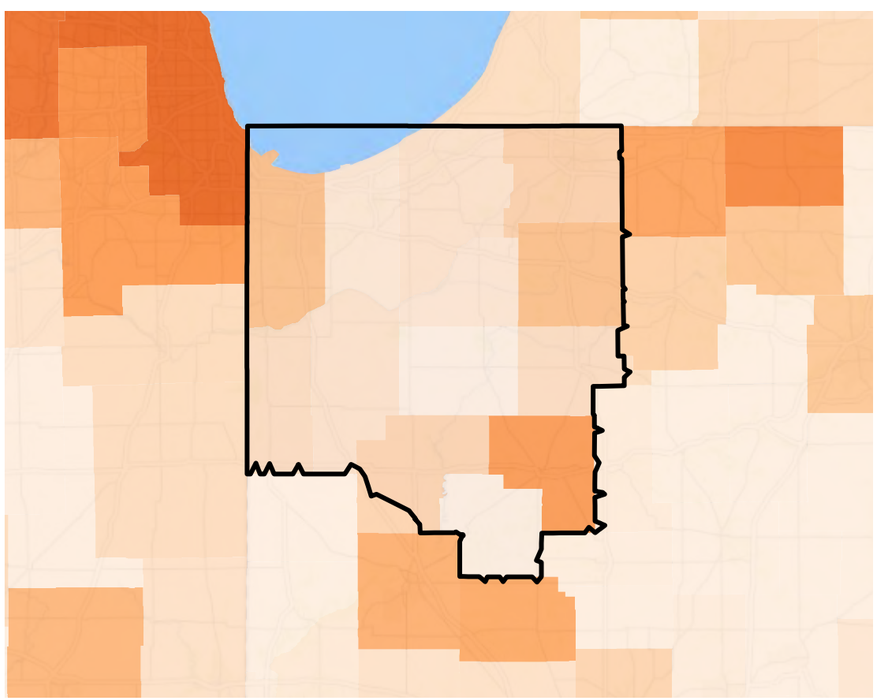

> 25.7
13.3
< 1

Percent of Population Age 5+ Who Speaks Spanish at Home

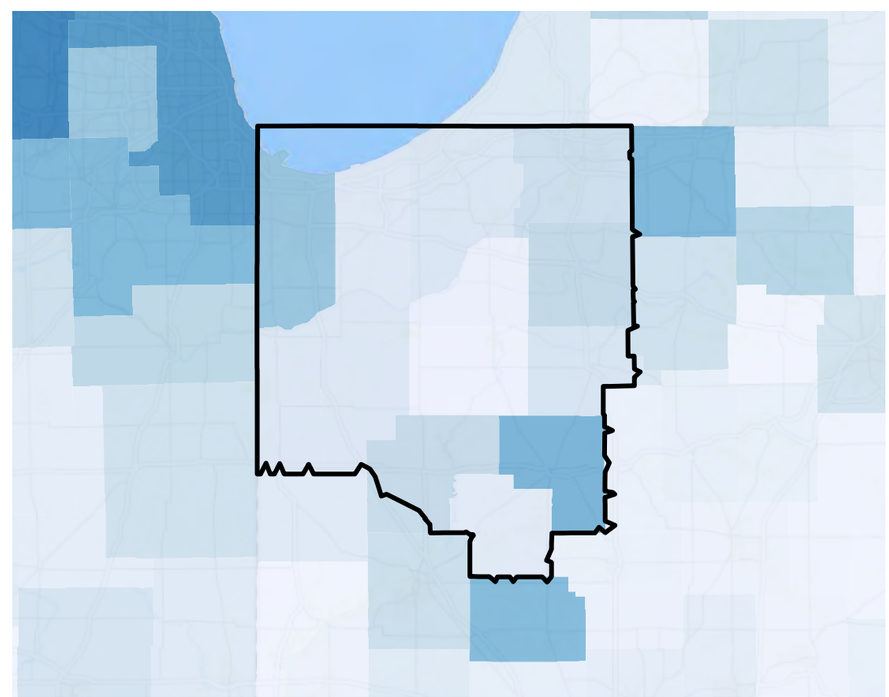

LIMITED ENGLISH PROFICIENCY SENIORS 65+	HH %
Speak Spanish & No English	0%
Speak Spanish & English Not Well	0%
Speak Indo-European & No English	0%
Speak Indo-European & English Not Well	0%
Speak Asian-Pacific Island & No English	0%
Speak Asian-Pacific Island & English Not Well	0%
Speak Other Language & No English	0%
Speak Other Language & English Not Well	0%

Digital Usage Profile
LA PORTE District

DEVICE OWNERSHIP (HH)

33%
Household owns desktop computer

56%
Household owns laptop or notebook

49%
Own any tablet

88%
Have a smartphone

45%
Have a smartphone: Android phone (any brand)

42%
Have a smartphone: Apple iPhone

INTERNET ACCESS (HH)

65%
Use Computer

78%
Use Cell Phone

30%
Use Tablet

INTERNET CONNECTIVITY	HH %
2019 Have access to Internet at home (%)	90%
2019 Connect to Internet at home via cable modem (%)	46%
2019 Connect to Internet at home via DSL (%)	10%
2019 Connect to Internet at home via fiber optic (%)	12%
2019 Access Internet at home via high speed connection (%)	89%

INTERNET & SOCIAL MEDIA USAGE in Last 30 Days	HH %
Visited online blog (%)	11%
Watched TV program online (%)	19%
Used Spanish language website in last app (%)	3%
Facebook.com (%)	65%
Instagram.com (%)	29%
Linkedin.com (%)	10%
Tumblr.com (%)	3%
Twitter.com (%)	13%
Youtube.com (%)	52%
Social network used to track current events (%)	15%
Search engine: bing.com (%)	10%
Search engine: google.com (%)	81%
Search engine: yahoo.com (%)	18%

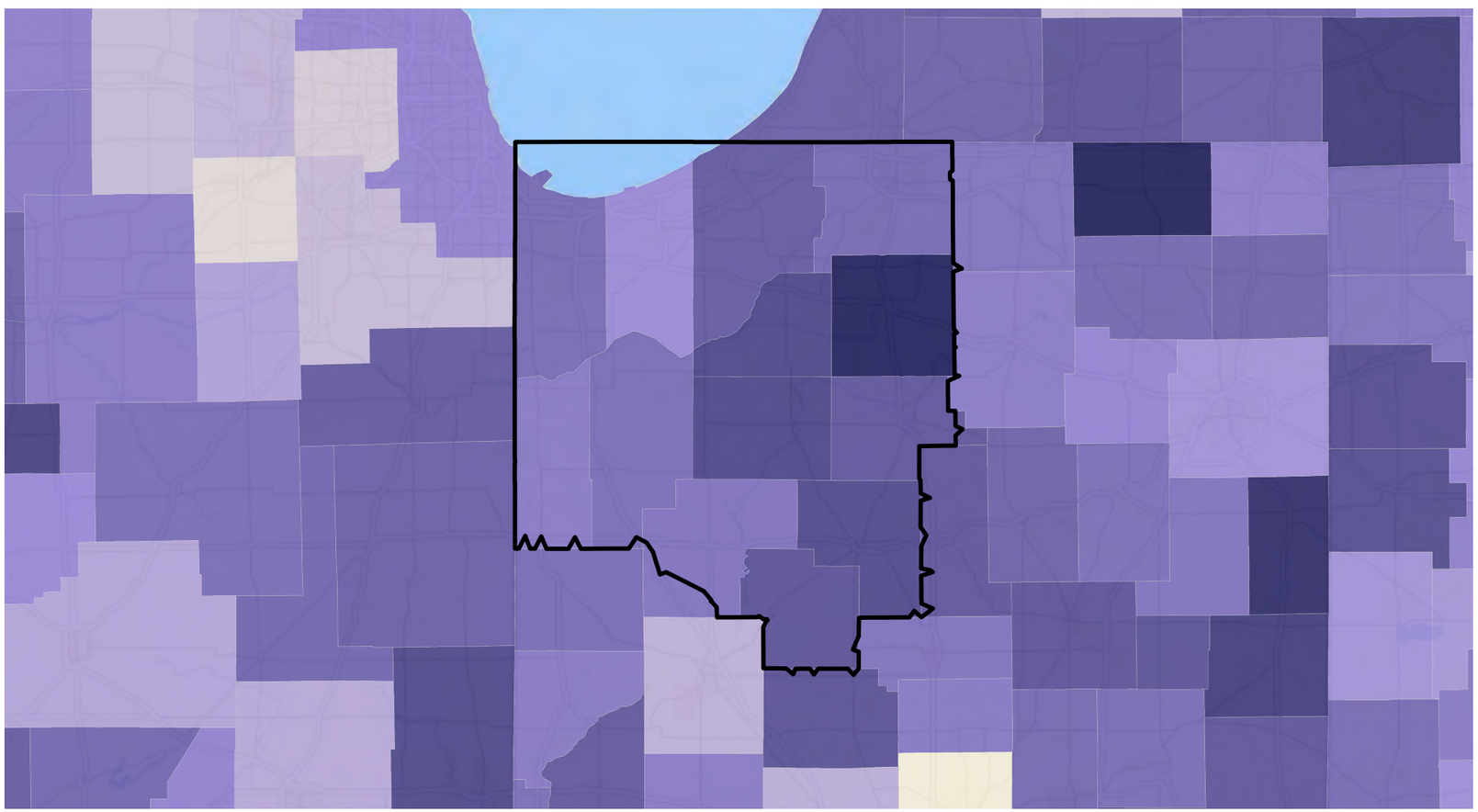

Percent of Households with No Internet Access

La Porte District

General Population Description

La Porte District residents live primarily in low-density, owner-occupied neighborhoods, with the urban center exceptions of Gary and South Bend. Residents comprise about 19% of the state's total population and are generally entrenched in their traditional, rural lifestyles. The majority has at least a high school diploma or some college education; many have expanded their skill set during their years of employment in the manufacturing and related industries. While varied, the work force is primarily white collar, with a higher concentration of skilled workers in manufacturing, retail trade, and health care. They may be experts with DIY projects, but the latest technology is not their forte. At least 11% of the population does not have access to a high-speed internet connection at home. They use technology when necessary, but they seek face-to-face contact in their routine activities. Many embrace the outdoors for recreation.

DEMOGRAPHIC AND SOCIOECONOMIC TRAITS

Social Equity Theme	LA PORTE DISTRICT General Population Traits	Overburdened Communities by Subdistrict
Income	Median household income ($57,196) and percent poverty (13%) are close to state benchmarks ($57,268 and 13%).	Percent poverty hotspot: **Gary** (14%).
Employment	Unemployment rate index is **notably higher** (92) than the state benchmark (74).	Unemployment rate index hotspots: **Gary** (106) and **La Porte** (97).
Education	Population with high school diplomas (31%) is higher than the state benchmark (29%). Population with bachelor's degrees (15%) is lower than the state benchmark (17%).	Populations with limited college or advanced degrees: **Rensselaer** and **Monticello**.
Housing	Percent owner-occupied housing is higher (71%) than the state benchmark (68%); percent renter-occupied housing is less (29% vs 32%).	Mobile homes hotspot: **Monticello** (9%); state benchmark (5%).
Transportation	Percent renter households with no vehicles (17%) is higher than the state benchmark (15%).	Renters with no vehicles: hotspots include **Gary** (19%), **La Porte** (17%), and **Plymouth** (15%).
Internet/Computer Access	89% have access to a high-speed internet connection at home.	Hotspots with no internet access at home: **La Porte** (18%), **Plymouth** (17%), **Monticello** (19%).
Civic Engagement	Civic participation (72%) roughly matches the state benchmark (72%).	None
Crime	Crime rate index (100) is lower than the state benchmark (105).	Hotspot with higher crime: **Plymouth** (112)
Disability	Disability percentage (27%) roughly matches the state benchmark (27%).	Hotspots with higher percent disability: **Rensselaer** (29%) and **Monticello** (31%).
Seniors	Percent seniors (18%) is slightly higher than the state benchmark (17%).	Hotspots with higher percent seniors: **Rensselaer** (20%) and **Monticello** (20%).

Race/Ethnicity	Diversity index (54) is higher than the statewide benchmark (43). Hispanic populations (14%) are higher than the state benchmark (8%). African American populations (14%) are higher than the state benchmark (9%). Some Other Race populations (5%) are higher than the state benchmark (2%).	Diversity hotspots include **Gary** (67) and **La Porte** (48). Hispanic hotspots include **Gary** (20%), **La Porte** (10%), and **Monticello** (10%). African American hotspots include **Gary** (22%) and **La Porte** (11%). Some Other Race hotspots include **Gary** (8%), **La Porte** (3%), and **Monticello** (5%).
Language	English language proficiency roughly matches statewide benchmarks.	English language proficiency hotspot: **Monticello** (1% speaks Spanish and English Not Well).

Reaching Overburdened Communities: Strategy Recommendations

Fort Wayne District

General Population Description

Fort Wayne District is home to 16% of the state's total population. Except for urban areas around Fort Wayne and Elkhart, residents live primarily in low-density, owner-occupied neighborhoods. Diversity index rates are slightly lower than average; white-alone populations are the majority. Most have at least a high school diploma or some college education. Unemployment rates are low, with a primarily white collar work force in manufacturing, retail trade, and health care. Crime rates are lower than state average. At least 12% of the population does not have access to a high-speed internet connection at home. Residents use technology when necessary, they but prefer face-to-face contact in their routine activities. Fort Wayne District residents are patriotic and live traditional, rural lifestyles.

DEMOGRAPHIC AND SOCIOECONOMIC TRAITS

Social Equity Theme	FORT WAYNE DISTRICT General Population Traits	Overburdened Communities by Subdistrict
Income	Median household income ($55,749) and percent poverty (12%) are close to state benchmarks ($57,268 and 13%).	Percent poverty hotspot: **Bluffton** (14%).
Employment	Unemployment rate index is lower (69) than the state benchmark (74).	None
Education	Population with high school diplomas (30%) is higher than the state benchmark (29%). Population with bachelor's degrees (14%) is lower than the state benchmark (17%).	Populations with limited college or advanced degrees: **Fort Wayne**, **Elkhart** and **Bluffton**.
Housing	Percent owner-occupied housing is higher (72%) than the state benchmark (68%); percent renter-occupied housing is less (28% vs 32%). Percent mobile homes (6%) is higher than the state benchmark (5%).	None
Transportation	Percent renter households with no vehicles (14%) is close to the state benchmark (15%).	Renters with no vehicles: hotspots include **Gary** (19%), **La Porte** (17%), and **Plymouth** (15%).
Internet/Computer Access	88% have access to a high-speed internet connection at home.	Hotspots with no internet access at home: **Elkhart** (17%) and **Bluffton** (16%).
Civic Engagement	Civic participation (71%) roughly matches the state benchmark (72%).	None
Crime	Crime rate index (91) is **notably lower** than the state benchmark (105).	None
Disability	Disability percentage (27%) roughly matches the state benchmark (27%).	Hotspot with higher percent disability: **Bluffton** (32%).
Seniors	Percent seniors (17%) is roughly the same as the state benchmark (17%).	Hotspots with higher percent seniors: **Bluffton** (19%) and **Wabash** (19%).

Race/Ethnicity	Diversity index (40) is lower than the statewide benchmark (43). Hispanic populations (9%) are slightly higher than the state benchmark (8%).	Diversity hotspots include **Elkhart** (46) and **Fort Wayne** (46). Hispanic hotspot: **Elkhart** (14%).
Language	English language proficiency roughly matches statewide benchmarks.	English language proficiency hotspot: **Elkhart** (2% speaks Spanish and English Not Well).

Reaching Overburdened Communities: Strategy Recommendations

Crawfordsville District

General Population Description

At roughly 11% of the state's population, residents in Crawfordsville District primarily live primarily in low-density, owner-occupied housing. Diversity index rates are notably lower than average; white-alone populations are the majority. Most have at least a high school diploma or some college education. Crime rates are lower than state average. Unemployment rates are generally low, with a primarily white collar work force in manufacturing, retail trade, and health care. At least 9% of the population does not have access to a high-speed internet connection at home. The latest technology is not their forte; they seek face-to-face contact in their routine activities. Crawfordsville District residents are patriotic and live traditional, rural lifestyles.

DEMOGRAPHIC AND SOCIOECONOMIC TRAITS

Social Equity Theme	CRAWFORDSVILLE DISTRICT General Population Traits	Overburdened Communities by Subdistrict
Income	Median household income ($59,180) and percent poverty (12%) are close to state benchmarks ($57,268 and 13%).	Percent poverty hotspots: **West Lafayette** (20%) and **Terre Haute** (17%).
Employment	Unemployment rate index is lower (60) than the state benchmark (74).	Unemployment rate index hotspot: **Terre Haute** (81).
Education	Population with high school diplomas (28%) is slightly lower than the state benchmark (29%). Population with bachelor's degrees (18%) is slightly higher than the state benchmark (17%).	Populations with limited college or advanced degrees: **Crawfordsville** and **Terre Haute**.
Housing	Percent owner-occupied housing (68%) is about the same as the state benchmark (68%); percent renter-occupied housing is also about the same (32% vs 32%).	Mobile home hotspots: **Crawfordsville** and **Terre Haute**. Group quarters hotspots: **West Lafayette** and **Terre Haute**.
Transportation	Percent renter households with no vehicles (13%) is less than the state benchmark (15%).	Hotspot: **Terre Haute** (16%).
Internet/Computer Access	91% have access to a high-speed internet connection at home.	Hotspot with no internet access at home: **Crawfordsville** (19%).
Civic Engagement	Civic participation (74%) is slightly higher than the state benchmark (72%).	None
Crime	Crime rate index (89) is lower than the state benchmark (105).	Hotspot: **Terre Haute** (115).
Disability	Disability percentage (27%) roughly matches the state benchmark (27%).	Hotspots with higher percent disability: **Crawfordsville** (32%) and **Terre Haute** (35%).
Seniors	Percent seniors (16%) is slightly lower than the state benchmark (17%).	Hotspots with higher percent seniors: **Crawfordsville** (21%) and **Terre Haute** (19%).

Race/Ethnicity	Diversity index (33) is **notably lower** than the statewide benchmark (43). Percent White Alone (89%) is higher than the state benchmark (83%).	Diversity hotspot: **West Lafayette** (48). Asian Alone hotspot: **West Lafayette** (10%). Hispanic hotspots: **West Lafayette** (8%) and **Frankfort** (9%).
Language	English language proficiency roughly matches statewide benchmarks.	English language proficiency hotspot: **Frankfort** (1% speaks Spanish and English Not Well).

Reaching Overburdened Communities: Strategy Recommendations

Greenfield District

General Population Description

Greenfield District is the largest district in total population at 29%. Residents in Indianapolis are diverse and include African American (27%) and Hispanic (11%) communities. Employment in this urban area is mainly in service, manufacturing, and retail trade industries, with higher rates of unemployment and crime than average. Many are renters (nearly half at 47%) with a higher proportion of dwellings in 2-4 unit buildings.

Rural Greenfield District residents live primarily in low-density, owner-occupied housing. Diversity index rates are low; white-alone populations are the majority. Most have at least a high school diploma or some college education. At least 10% of the population does not have access to a high-speed internet connection at home. The latest technology is not their forte. They use it when necessary, they but prefer face-to-face contact in their routine activities. Greenfield District rural residents are patriotic and generally entrenched in their traditional lifestyles.

DEMOGRAPHIC AND SOCIOECONOMIC TRAITS

Social Equity Theme	GREENFIELD DISTRICT General Population Traits	Overburdened Communities by Subdistrict
Income	Median household income ($56,854) and percent poverty (14%) are close to state benchmarks ($57,268 and 13%).	Percent poverty hotspot: **Albany** (18%).
Employment	Unemployment rate index is high (85) than the state benchmark (74).	Unemployment rate index hotspots: **Cambridge City** (85) and **Indianapolis** (106).
Education	Population with high school diplomas (25%) is slightly lower than the state benchmark (29%). Population with bachelor's degrees (20%) is higher than the state benchmark (17%).	Populations with limited college or advanced degrees: **Albany, Cambridge City,** and **Greenfield**.
Housing	Percent owner-occupied housing (63%) is **lower than** the state benchmark (68%); percent renter-occupied housing is **higher** (37% vs 32%).	Renter hotspot: **Indianapolis** (47%).
Transportation	Percent renter households with no vehicles (15%) about the same as the state benchmark (15%).	None
Internet/Computer Access	90% have access to a high-speed internet connection at home.	Hotspot with no internet access at home: **Cambridge City** (21%).
Civic Engagement	Civic participation (73%) is slightly higher than the state benchmark (72%).	None
Crime	Crime rate index (133) is **notably higher** than the state benchmark (105).	Hotspots: **Greenfield** (111) and **Indianapolis** (193).
Disability	Disability percentage (26%) is slightly lower than the state benchmark (27%).	Hotspots with higher percent disability: **Albany** (33%), **Cambridge City** (33%), and **Greenfield** (30%).
Seniors	Percent seniors (16%) is slightly lower than the state benchmark (17%).	Hotspots with higher percent seniors: **Albany** (20%), **Cambridge City** (21%), and **Greenfield** (19%).

Race/Ethnicity	Diversity index (52) is **notably higher** than the statewide benchmark (43). African American populations (16%) are higher than the state benchmark (9%).	Diversity hotspot: **Indianapolis** (67). African American hotspot: **Indianapolis** (27%). Hispanic hotspot: **Indianapolis** (11%).
Language	English language proficiency roughly matches statewide benchmarks.	English language proficiency hotspot: **Indianapolis** (2% speaks Spanish and English Not Well).

Reaching Overburdened Communities: Strategy Recommendations

Vincennes District

General Population Description

Vincennes District is primarily rural, with an urban center in Evansville. Home to 9% of the state's population, the District includes a higher percentage of senior residents. Diversity is notably low; most residents identify as White Alone (91%). Unemployment is low as is percent poverty. Most have attained a high school diploma. Crime rates are low. Most are homeowners (71%) with mobile home communities included at 8-16% districtwide.

Internet connectivity is a challenge in this rural area. At least 12% of the population does not have access to a high-speed internet connection at home. Many do not have access to the internet at all at home (20-27%). The latest technology is not their forte. They use it when necessary, they but prefer face-to-face contact in their routine activities. Vincennes District residents are patriotic and embrace traditional lifestyles and values.

DEMOGRAPHIC AND SOCIOECONOMIC TRAITS

Social Equity Theme	**VINCENNES DISTRICT General Population Traits**	**Overburdened Communities by Subdistrict**
Income	Median household income ($55,194) and percent poverty (13%) are close to state benchmarks ($57,268 and 13%).	None
Employment	Unemployment rate index (53) is **notably lower** than the state benchmark (74).	None
Education	Population with high school diplomas (33%) is higher than the state benchmark (29%). Population with bachelor's degrees (14%) is lower than the state benchmark (17%).	Populations with limited college or advanced degrees: **All subdistricts**
Housing	Percent owner-occupied housing (71%) is higher the state benchmark (68%); percent renter-occupied housing is lower (30% vs 32%).	Mobile home hotspots: **All subdistricts**
Transportation	Percent renter households with no vehicles (16%) slightly higher than the state benchmark (15%).	Hotspots: **Vincennes** (18%) and **Evansville** (17%).
Internet/Computer Access	88% have access to a high-speed internet connection at home.	Hotspots with no internet access at home: **All subdistricts** (20-27%)
Civic Engagement	Civic participation (70%) is slightly lower than the state benchmark (72%).	None
Crime	Crime rate index (85) is **notably lower** than the state benchmark (105).	Hotspots: **Evansville** (112).
Disability	Disability percentage (30%) is higher than the state benchmark (27%).	Hotspots with higher percent disability: **All subdistricts**
Seniors	Percent seniors (20%) is higher than the state benchmark (17%).	Hotspots with higher percent seniors: **All subdistricts**

Race/Ethnicity	Diversity index (22) is **notably lower** than the statewide benchmark (43). Percent White Alone (92%) is **notably higher** than the state benchmark (83%).	None
Language	English language proficiency roughly matches statewide benchmarks.	None

Reaching Overburdened Communities: Strategy Recommendations

Seymour District

General Population Description

Seymour District is primarily rural/semi-rural, with urban centers in Louisville and southern Indianapolis. Home to 15% of the state's population, most identify as White Alone (92%). Unemployment and percent poverty rates are low. Crime rates are also low. Most residents have attained at least a high school diploma, and most are homeowners (72%) – which includes several mobile home communities.

Internet connectivity is a challenge in Seymour District. At least 12% of the population does not have access to a high-speed internet connection at home. Many do not have access to the internet at all at home (17-21% in some areas). A growing number rely on smartphones and mobile devices to stay in touch, but many still prefer face-to-face contact in their routine activities. Many residents are traditional, patriotic, and prefer country living lifestyles.

DEMOGRAPHIC AND SOCIOECONOMIC TRAITS

Social Equity Theme	SEYMOUR DISTRICT General Population Traits	Overburdened Communities by Subdistrict
Income	Median household income ($60,014) and percent poverty (12%) are close to state benchmarks ($57,268 and 13%).	Percent poverty hotspot: **Bloomingfield** (17%).
Employment	Unemployment rate index (63) is **notably lower** than the state benchmark (74).	None
Education	Population with high school diplomas (30%) is slightly higher than the state benchmark (29%). Population with bachelor's degrees (16%) is slightly lower than the state benchmark (17%).	None
Housing	Percent owner-occupied housing (72%) is higher the state benchmark (68%); percent renter-occupied housing is lower (28% vs 32%).	Mobile home hotspots: **All subdistricts** Group quarters hotspot: **Bloomfield** (6%).
Transportation	Percent renter households with no vehicles (12%) lower than the state benchmark (15%).	None
Internet/Computer Access	88% have access to a high-speed internet connection at home.	Hotspots with no internet access at home: **Aurora** (17%), **Madison** (24%), and **Falls City** (21%).
Civic Engagement	Civic participation (72%) is about the same as the state benchmark (72%).	Low engagement hotspot: **Madison** (66%).
Crime	Crime rate index (89) is **notably lower** than the state benchmark (105).	Hotspot: **Madison** (107).
Disability	Disability percentage (27%) about the same as the state benchmark (27%).	Hotspots with higher percent disability: **All subdistricts**
Seniors	Percent seniors (18%) is slightly higher than the state benchmark (17%).	Hotspots with higher percent seniors: **Aurora** (19%), **Madison** (19%), **and Falls City** (18%).

Race/Ethnicity	Diversity index (25) is **notably lower** than the statewide benchmark (43). Percent White Alone (92%) is **notably higher** than the state benchmark (83%).	Asian American hotspots: **Bloomingfield** (5%) and **Columbus** (4%).
Language	English language proficiency roughly matches statewide benchmarks.	None

Reaching Overburdened Communities: Strategy Recommendations

Demographic and Socioeconomic Profile

SEYMOUR District

KEY FACTS

1,023,618	39.4	2.5	$60,014
Population	Median Age	Average Household Size	Median Household Income

EDUCATION

9%	36%	28%	27%
No High School Diploma	High School Graduate	Some College	Bachelor's/Grad/Prof Degree

AGE DISTRIBUTION

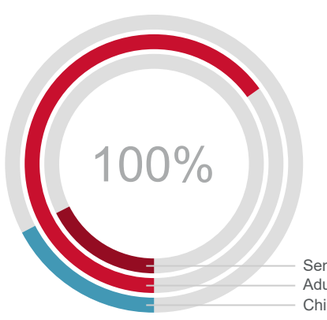

Seniors 65+	18%
Adults 15 to 64	65%
Children 14 under	17%

HOUSING

$188,105	$9,087	$669
Median Home Value	Average Spent on Mortgage & Basics	Median Contract Rent

AT RISK

12%	27%	0%	2%
Households Below the Poverty Level	Households with 1+ Persons with a Disability	Population 65+ speak Spanish & No English	Owner Households with No Vehicles

JOURNEY TO WORK

83%	9%	1%	1%	0%
Drove Alone	Carpooled	Took Public Transportation	Took a Bus or Trolley Bus	Took Light Rail, Streetcar or Trolley

0%	0%	0%	2%	4%
Took a Subway or Elevated	Took a Long-distance Train	Bicycled	Walked	Worked at Home

Households By Income

The largest group: $50,000 - $74,999 (19.5%)

The smallest group: $200,000+ (4.6%)

Indicator ▲	Value	Diff
<$15,000	8.9%	-0.9%
$15,000 - $24,999	9.1%	-0.2%
$25,000 - $34,999	9.4%	-0.3%
$35,000 - $49,999	12.8%	-0.9%
$50,000 - $74,999	19.5%	+0.2%
$75,000 - $99,999	13.8%	+0.9%
$100,000 - $149,999	15.9%	+1%
$150,000 - $199,999	5.9%	+0.4%
$200,000+	4.6%	-0.2%

Bars show deviation from Indiana

EMPLOYMENT

White Collar	62%
Blue Collar	28%
Services	11%

3.9% Unemployment Rate

BUSINESS

31,464	416,428
Total Businesses	Total Employees

INSURANCE

2019 Pop <19: No Health Insurance Coverage (ACS 5-Yr) (%)	1%
2021 Medical insurance covers you and other household or family members (%)	44%
2021 Have home insurance coverage for earthquake or flood (%)	3%
2021 Have any homeowners or personal property insurance (%)	60%
2021 Currently carry life insurance (%)	46%

Race, Ethnicity, and Language Profile
SEYMOUR District

Race and Ethnicity

The largest group: White Alone (90.08)
The smallest group: Pacific Islander Alone (0.06)

Indicator ▲	Value	Diff
White Alone	90.08	+9.07
Black Alone	2.95	-6.88
American Indian/Alaska Native Alone	0.28	-0.04
Asian Alone	2.77	+0.01
Pacific Islander Alone	0.06	+0.01
Other Race	1.69	-1.67
Two or More Races	2.17	-0.5
Hispanic Origin (Any Race)	3.91	-3.72

SPANISH ACTIVITIES

3%

2021 Used Spanish Language Website or App Last 30 Days

Bars show deviation from Indiana

> 20
10.4
< 1

Percent of adults 18 years and over who have limited English ability

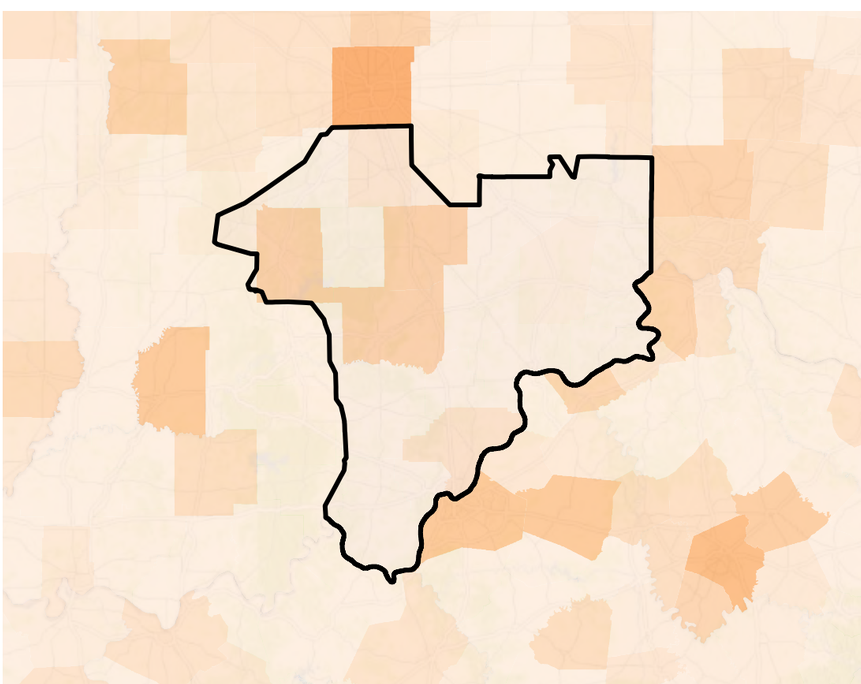

> 25.7
13.3
< 1

Percent of Population Age 5+ Who Speaks Spanish at Home

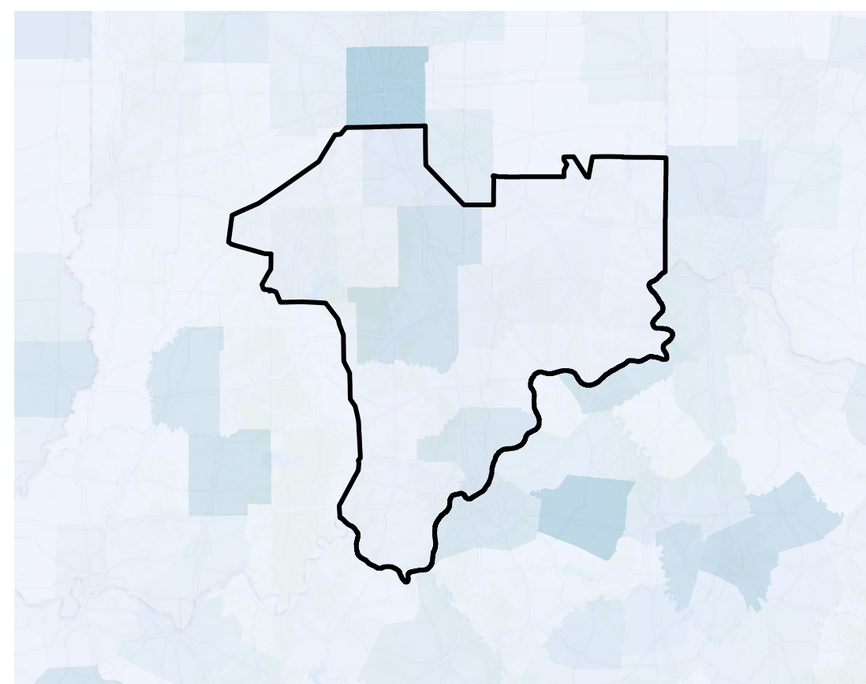

LIMITED ENGLISH PROFICIENCY ADULTS 18-64	HH %
Speak Spanish & No English	0%
Speak Spanish & English Not Well	0%
Speak Indo-European & No English	0%
Speak Indo-European & English Not Well	0%
Speak Asian-Pacific Island & No English	0%
Speak Asian-Pacific Island & English Not Well	0%
Speak Other Language & No English	0%
Speak Other Language & English Not Well	0%

LIMITED ENGLISH PROFICIENCY SENIORS 65+	HH %
Speak Spanish & No English	0%
Speak Spanish & English Not Well	0%
Speak Indo-European & No English	0%
Speak Indo-European & English Not Well	0%
Speak Asian-Pacific Island & No English	0%
Speak Asian-Pacific Island & English Not Well	0%
Speak Other Language & No English	0%
Speak Other Language & English Not Well	0%

Digital Usage Profile
SEYMOUR District

DEVICE OWNERSHIP (HH)

34% Household owns desktop computer

58% Household owns laptop or notebook

49% Own any tablet

88% Have a smartphone

44% Have a smartphone: Android phone (any brand)

44% Have a smartphone: Apple iPhone

INTERNET ACCESS (HH)

67% Use Computer

79% Use Cell Phone

30% Use Tablet

INTERNET CONNECTIVITY	HH %
2019 Have access to Internet at home (%)	91%
2019 Connect to Internet at home via cable modem (%)	44%
2019 Connect to Internet at home via DSL (%)	11%
2019 Connect to Internet at home via fiber optic (%)	11%
2019 Access Internet at home via high speed connection (%)	90%

INTERNET & SOCIAL MEDIA USAGE in Last 30 Days	HH %
Visited online blog (%)	12%
Watched TV program online (%)	20%
Used Spanish language website in last app (%)	3%
Facebook.com (%)	67%
Instagram.com (%)	30%
Linkedin.com (%)	11%
Tumblr.com (%)	3%
Twitter.com (%)	14%
Youtube.com (%)	53%
Social network used to track current events (%)	15%
Search engine: bing.com (%)	10%
Search engine: google.com (%)	82%
Search engine: yahoo.com (%)	17%

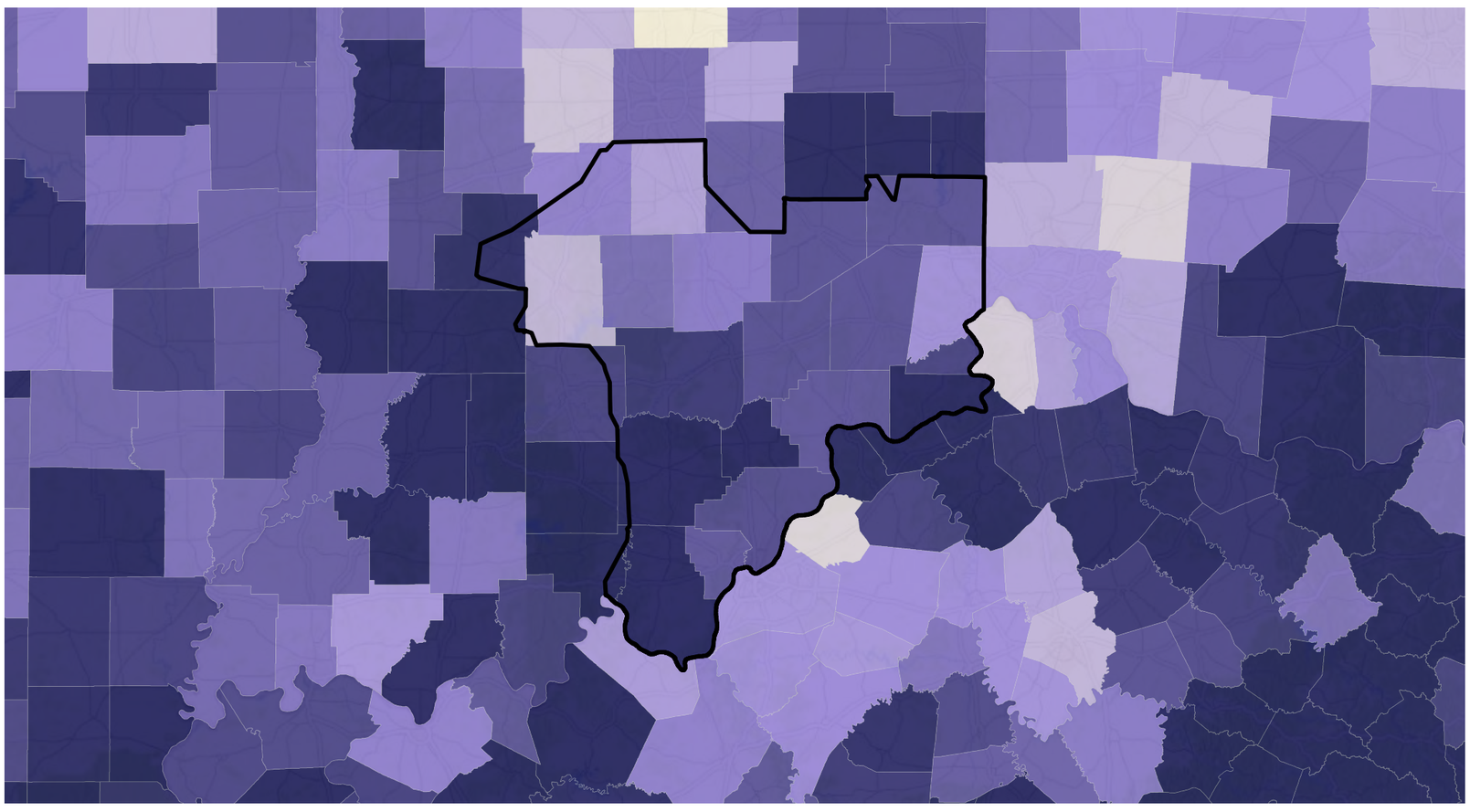

Percent of Households with No Internet Access

Demographic and Socioeconomic Profile

VINCENNES District

KEY FACTS

613,259	41.3	2.4	$55,194
Population	Median Age	Average Household Size	Median Household Income

EDUCATION

10%	38%	30%	21%
No High School Diploma	High School Graduate	Some College	Bachelor's/Grad/Prof Degree

AGE DISTRIBUTION

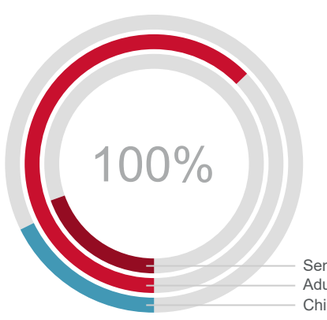

Seniors 65+	20%
Adults 15 to 64	63%
Children 14 under	18%

HOUSING

$152,068	$8,353	$538
Median Home Value	Average Spent on Mortgage & Basics	Median Contract Rent

AT RISK

13%	30%	0%	3%
Households Below the Poverty Level	Households with 1+ Persons with a Disability	Population 65+ speak Spanish & No English	Owner Households with No Vehicles

JOURNEY TO WORK

86%	8%	1%	1%	0%
Drove Alone	Carpooled	Took Public Transportation	Took a Bus or Trolley Bus	Took Light Rail, Streetcar or Trolley

0%	0%	0%	2%	3%
Took a Subway or Elevated	Took a Long-distance Train	Bicycled	Walked	Worked at Home

Households By Income

The largest group: $50,000 - $74,999 (19.9%)

The smallest group: $200,000+ (3.7%)

Indicator ▲	Value	Diff
<$15,000	9.9%	+0.1%
$15,000 - $24,999	10.1%	+0.8%
$25,000 - $34,999	10%	+0.3%
$35,000 - $49,999	14.3%	+0.6%
$50,000 - $74,999	19.9%	+0.6%
$75,000 - $99,999	13.5%	+0.6%
$100,000 - $149,999	14%	-0.9%
$150,000 - $199,999	4.6%	-0.9%
$200,000+	3.7%	-1.1%

Bars show deviation from Indiana

EMPLOYMENT

White Collar	57%
Blue Collar	31%
Services	11%

3.3% Unemployment Rate

BUSINESS

20,702	303,282
Total Businesses	Total Employees

INSURANCE

2019 Pop <19: No Health Insurance Coverage (ACS 5-Yr) (%)	2%
2021 Medical insurance covers you and other household or family members (%)	43%
2021 Have home insurance coverage for earthquake or flood (%)	4%
2021 Have any homeowners or personal property insurance (%)	61%
2021 Currently carry life insurance (%)	47%

Race, Ethnicity, and Language Profile
VINCENNES District

Race and Ethnicity

The largest group: White Alone (91.15)
The smallest group: Pacific Islander Alone (0.04)

Indicator ▲	Value	Diff
White Alone	91.15	+10.14
Black Alone	4.03	-5.8
American Indian/Alaska Native Alone	0.31	-0.01
Asian Alone	1.11	-1.65
Pacific Islander Alone	0.04	-0.01
Other Race	1.33	-2.03
Two or More Races	2.03	-0.64
Hispanic Origin (Any Race)	3	-4.63

SPANISH ACTIVITIES

2%

2021 Used Spanish Language Website or App Last 30 Days

LIMITED ENGLISH PROFICIENCY ADULTS 18-64	HH %
Speak Spanish & No English	0%
Speak Spanish & English Not Well	0%
Speak Indo-European & No English	0%
Speak Indo-European & English Not Well	0%
Speak Asian-Pacific Island & No English	0%
Speak Asian-Pacific Island & English Not Well	0%
Speak Other Language & No English	0%
Speak Other Language & English Not Well	0%

Bars show deviation from Indiana

> 20
10.4
< 1

Percent of adults 18 years and over who have limited English ability

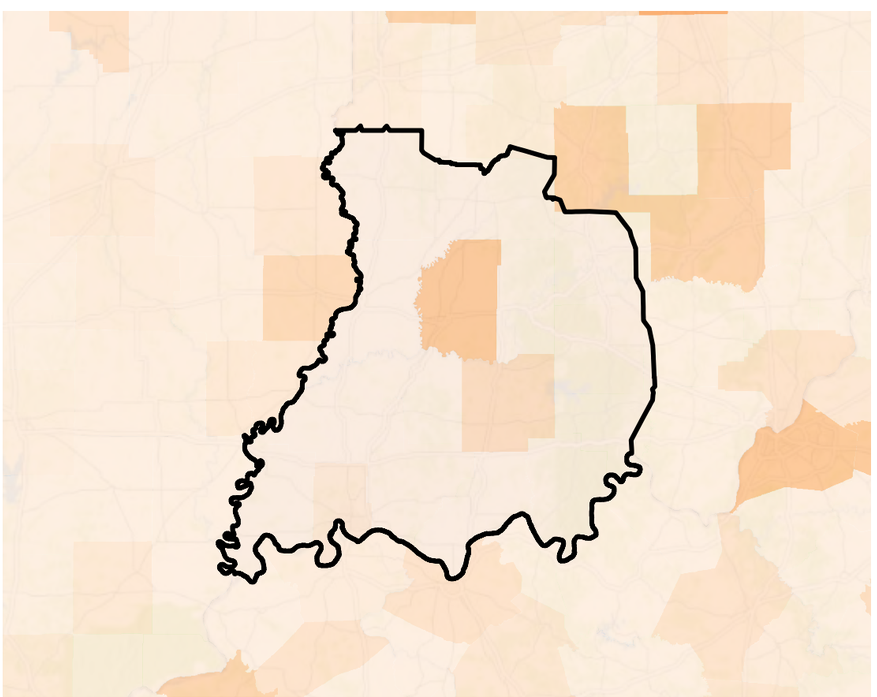

> 25.7
13.3
< 1

Percent of Population Age 5+ Who Speaks Spanish at Home

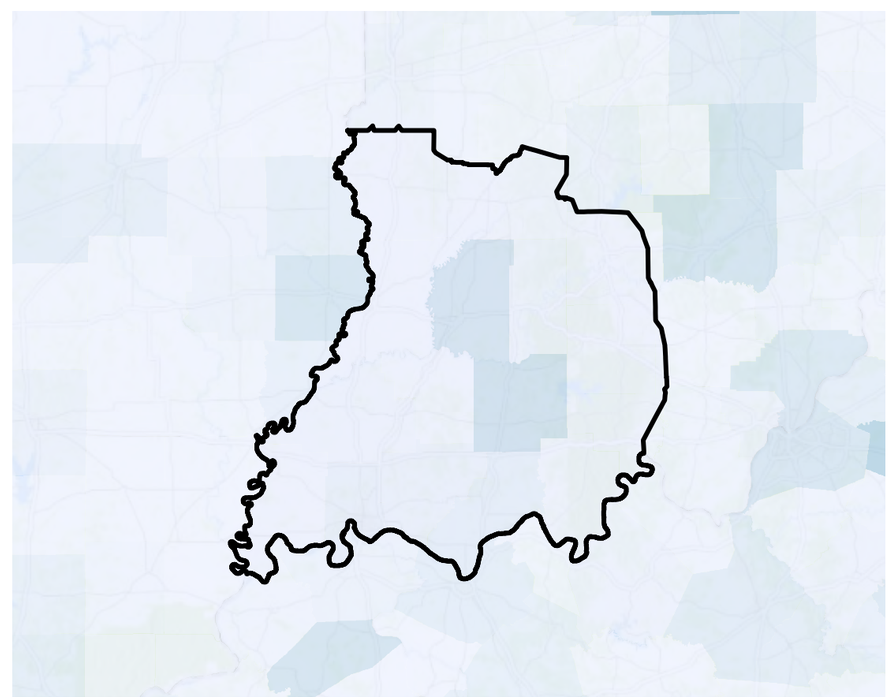

LIMITED ENGLISH PROFICIENCY SENIORS 65+	HH %
Speak Spanish & No English	0%
Speak Spanish & English Not Well	0%
Speak Indo-European & No English	0%
Speak Indo-European & English Not Well	0%
Speak Asian-Pacific Island & No English	0%
Speak Asian-Pacific Island & English Not Well	0%
Speak Other Language & No English	0%
Speak Other Language & English Not Well	0%

Digital Usage Profile
VINCENNES District

DEVICE OWNERSHIP (HH)

33%
Household owns desktop computer

55%
Household owns laptop or notebook

48%
Own any tablet

86%
Have a smartphone

45%
Have a smartphone: Android phone (any brand)

40%
Have a smartphone: Apple iPhone

INTERNET ACCESS (HH)

63%
Use Computer

77%
Use Cell Phone

28%
Use Tablet

INTERNET CONNECTIVITY	HH %
2019 Have access to Internet at home (%)	90%
2019 Connect to Internet at home via cable modem (%)	41%
2019 Connect to Internet at home via DSL (%)	12%
2019 Connect to Internet at home via fiber optic (%)	10%
2019 Access Internet at home via high speed connection (%)	88%

INTERNET & SOCIAL MEDIA USAGE in Last 30 Days	HH %
Visited online blog (%)	10%
Watched TV program online (%)	18%
Used Spanish language website in last app (%)	2%
Facebook.com (%)	65%
Instagram.com (%)	27%
Linkedin.com (%)	9%
Tumblr.com (%)	2%
Twitter.com (%)	12%
Youtube.com (%)	51%
Social network used to track current events (%)	15%
Search engine: bing.com (%)	10%
Search engine: google.com (%)	79%
Search engine: yahoo.com (%)	18%

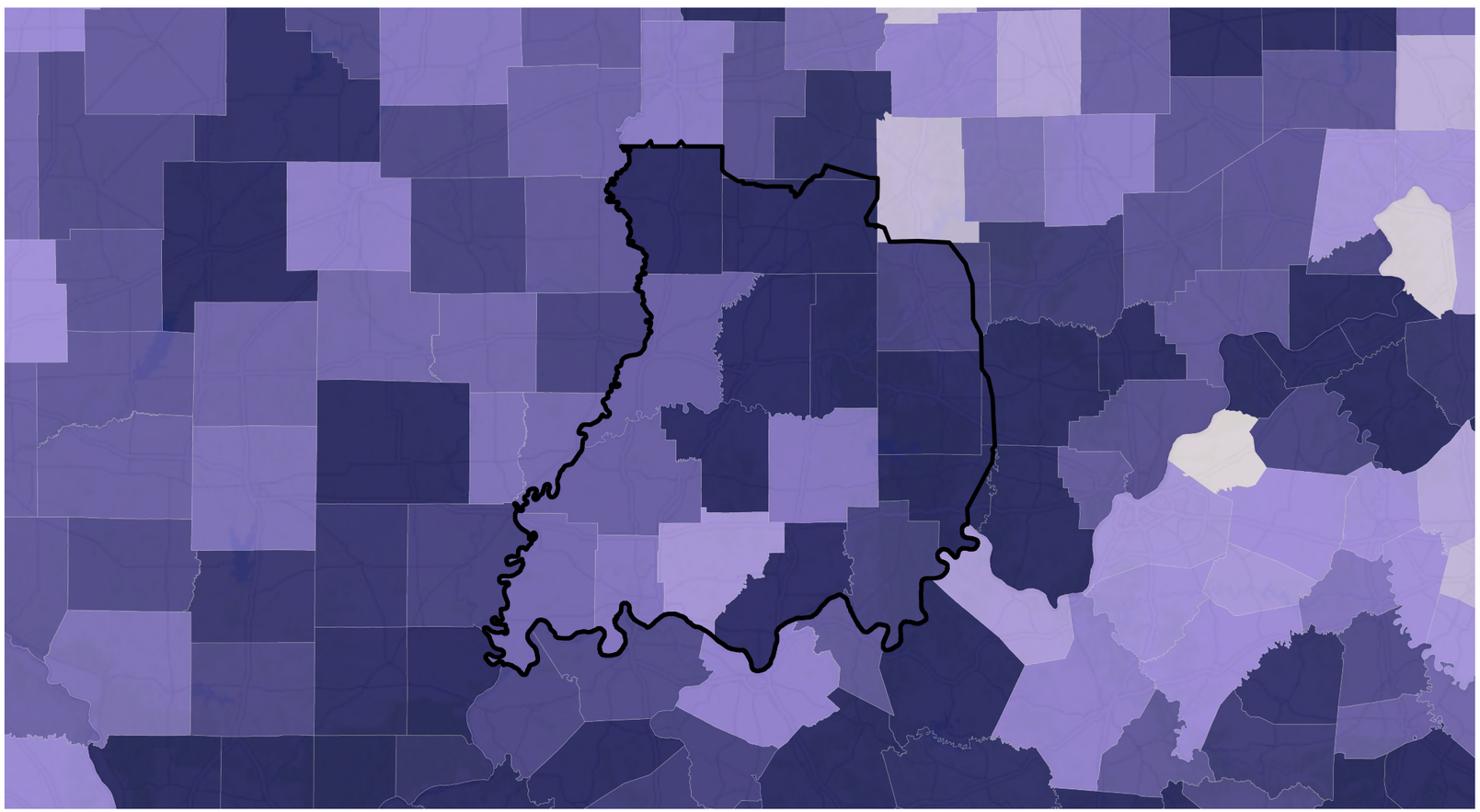

Percent of Households with No Internet Access

Theme	Variable	Indiana	CRAWFORDSVILLE District		FORT WAY
			value	difference	value
Population	2021 Total Population	6,847,004	780,049	-88.61%	1,119,047
	2019 Total Population	6,665,703	748,663	-88.77%	1,092,598
Income	2021 Median Household Income	$57,268	$59,180	+3.34%	$55,749
	2019 Households Below the Poverty Level (%)	12.82%	12.38%	-3.43%	11.47%
Employment	2021 Unemployment Rate (Index)	74	60	-18.92%	69
Education	2021 Population Age 25+: Less than 9th Grade (%)	3.55%	2.58%	-27.32%	5.56%
	2021 Population Age 25+: 9-12th Grade/No Diploma (%)	6.47%	5.54%	-14.37%	6.84%
	2021 Population Age 25+: High School Diploma (%)	28.78%	27.68%	-3.82%	30.05%
	2021 Population Age 25+: Some College/No Degree (%)	19.81%	20.18%	+1.87%	20.09%
	2019 Pop Age 25+: Bachelor`s Degree (%)	16.91%	18.26%	+7.98%	14.37%
	2019 Pop Age 25+: Master`s Degree (%)	7.02%	8.04%	+14.53%	5.77%
	2019 Pop Age 25+: Professional School Degree (%)	1.47%	1.47%	0.00%	1.06%
Housing	2021 Housing Affordability Index	183	182	-0.55%	199
	2021 Owner Occupied Housing Units (%)	68.45%	67.90%	-0.80%	71.70%
	2021 Renter Occupied Housing Units (%)	31.55%	32.10%	+1.74%	28.30%
	2019 Housing: Mobile Homes (%)	4.77%	4.65%	-2.52%	6.09%
	2021 Group Quarters Population (%)	2.76%	5.02%	+81.88%	2.33%
Transportation	2019 Owner Households with No Vehicles (%)	2.71%	1.93%	-28.78%	4.17%
	2019 Renter Households with No Vehicles (%)	14.74%	12.93%	-12.28%	14.19%
	2019 Average Commute to Work for Workers 16+	23.8	0.0	-100.00%	0.0
	2019 Workers 16+ Took Public Transportation (%)	0.99%	1.03%	+4.04%	0.43%
	2019 Workers 16+ Took Other Means of Transportation (%)	0.77%	0.91%	+18.18%	0.62%
	2019 Workers 16+ Walked (%)	2.15%	3.33%	+54.88%	2.07%
Internet/Computer Access	2019 HHs with No Internet Access (%)	16.29%	13.29%	-18.42%	16.32%
	2019 Pop 18-64 in HHs: have No Computer (%)	3.31%	2.04%	-38.37%	3.85%
	2019 Pop 65+ in HHs: have No Computer (%)	3.18%	2.71%	-14.78%	3.22%
	2021 HH Owns Laptop or Notebook (%)	56.75%	59.43%	+4.72%	55.36%
Insurance	2021 Medical Insurance Covers You and Other HH/Family Members (%)	42.92%	44.93%	+4.68%	42.43%
Crime	2021 Total Crime Index	105	89	-15.24%	91
Civic Engagement	2021 Voted in Federal or State or Local Election Last 12 Mo (%)	46.01%	47.40%	+3.02%	44.61%
	2021 Participated in Any Public Activity Last 12 Mo (%)	72.24%	74.14%	+2.63%	70.61%
Seniors	2021 Senior Population (Age 65+) (%)	17.16%	16.14%	-5.94%	17.25%

Race/Ethnicity	2021 Hispanic Population (%)	7.63%	5.45%	-28.57%	8.50%
	2019 Hispanic or Latino (%)	6.93%	4.87%	-29.73%	7.77%
	2019 Race: White Alone (%)	83.31%	88.70%	+6.47%	87.85%
	2019 Race: Black or African American Alone (%)	9.40%	4.26%	-54.68%	5.79%
	2019 Race: American Indian and Alaska Native Alone (%)	0.24%	0.21%	-12.50%	0.26%
	2019 Race: Asian Alone (%)	2.28%	3.34%	+46.49%	1.80%
	2019 Race: Native Hawaiian and Other Pacific Islander Alone (%)	0.04%	0.03%	-25.00%	0.04%
	2019 Race: Some Other Race Alone (%)	2.19%	1.32%	-39.73%	1.57%
	2019 Race: Two or More Races (%)	2.55%	2.13%	-16.47%	2.69%
	2021 Diversity Index	42.7	32.9	-22.95%	39.6
Disability	2019 Households with 1+ Persons with a Disability (%)	26.94%	26.46%	-1.78%	27.26%
Language	2019 Pop 18-64 Speak Spanish & No English (%)	0.15%	0.10%	-33.33%	0.17%
	2019 Pop 65+ Speak Spanish & No English (%)	0.03%	0.01%	-66.67%	0.03%
	2019 Pop 18-64 Speak Spanish & English Not Well (%)	0.65%	0.52%	-20.00%	0.79%
	2019 Pop 65+ Speak Spanish & English Not Well (%)	0.05%	0.01%	-80.00%	0.06%
	2019 Pop 18-64 Speak Indo-European & No English (%)	0.01%	0.03%	+200.00%	0.02%
	2019 Pop 18-64 Speak Indo-Eur & English Not Well (%)	0.07%	0.09%	+28.57%	0.07%
	2019 Pop 65+ Speak Indo-European & No English (%)	0.01%	0.00%	-100.00%	0.00%
	2019 Pop 65+ Speak Indo-Eur & English Not Well (%)	0.04%	0.04%	0.00%	0.03%
	2019 Pop 18-64 Speak Asian-Pacific Isl & No English (%)	0.05%	0.02%	-60.00%	0.09%
	2019 Pop 18-64 Speak Asian-PI & English Not Well (%)	0.20%	0.18%	-10.00%	0.24%
	2019 Pop 65+ Speak Asian-Pacific Isl & No English (%)	0.01%	0.02%	+100.00%	0.01%
	2019 Pop 65+ Speak Asian-PI & English Not Well (%)	0.03%	0.01%	-66.67%	0.03%
	2019 Pop 18-64 Speak Other Language & No English (%)	0.01%	0.00%	-100.00%	0.01%
	2019 Pop 65+ Speak Oth Language & No English (%)	0.00%	0.00%		0.00%
	2019 Pop 18-64 Speak Oth Language & English Not Well (%)	0.03%	0.01%	-66.67%	0.02%
	2019 Pop 65+ Speak Oth Language & English Not Well (%)	0.00%	0.00%		0.00%

'NE District	GREENFIELD District		LA PORTE District		SEYMOUR District		VINCENNES	
difference	value	difference	value	difference	value	difference	value	difference
-83.66%	2,014,326	-70.58%	1,296,773	-81.06%	1,023,618	-85.05%	613,259	-91.04%
-83.61%	1,960,751	-70.58%	1,263,747	-81.04%	997,063	-85.04%	602,957	-90.95%
-2.65%	$56,854	-0.72%	$57,196	-0.13%	$60,014	+4.79%	$55,194	-3.62%
-10.53%	13.79%	+7.57%	13.25%	+3.35%	12.01%	-6.32%	12.95%	+1.01%
-6.76%	85	+14.86%	92	+24.32%	63	-14.86%	53	-28.38%
+56.62%	3.38%	-4.79%	3.48%	-1.97%	2.71%	-23.66%	3.30%	-7.04%
+5.72%	6.62%	+2.32%	6.49%	+0.31%	6.33%	-2.16%	6.70%	+3.55%
+4.41%	25.27%	-12.20%	31.25%	+8.58%	29.59%	+2.81%	32.58%	+13.20%
+1.41%	18.97%	-4.24%	21.06%	+6.31%	19.59%	-1.11%	19.32%	-2.47%
-15.02%	20.44%	+20.88%	14.80%	-12.48%	16.40%	-3.02%	13.76%	-18.63%
-17.81%	8.23%	+17.24%	6.00%	-14.53%	7.56%	+7.69%	5.47%	-22.08%
-27.89%	2.01%	+36.73%	1.33%	-9.52%	1.18%	-19.73%	1.16%	-21.09%
+8.74%	173	-5.46%	175	-4.37%	181	-1.09%	204	+11.48%
+4.75%	62.56%	-8.60%	71.36%	+4.25%	72.28%	+5.60%	70.47%	+2.95%
-10.30%	37.44%	+18.67%	28.64%	-9.22%	27.72%	-12.14%	29.53%	-6.40%
+27.67%	2.70%	-43.40%	3.30%	-30.82%	7.29%	+52.83%	8.18%	+71.49%
-15.58%	2.26%	-18.12%	2.52%	-8.70%	2.72%	-1.45%	2.92%	+5.80%
+53.87%	2.40%	-11.44%	2.87%	+5.90%	1.95%	-28.04%	2.78%	+2.58%
-3.73%	14.91%	+1.15%	17.21%	+16.76%	12.43%	-15.67%	15.95%	+8.21%
-100.00%	0.0	-100.00%	0.0	-100.00%	0.0	-100.00%	0.0	-100.00%
-56.57%	1.01%	+2.02%	1.70%	+71.72%	0.91%	-8.08%	0.62%	-37.37%
-19.48%	0.78%	+1.30%	0.98%	+27.27%	0.55%	-28.57%	0.82%	+6.49%
-3.72%	1.82%	-15.35%	1.97%	-8.37%	2.36%	+9.77%	1.90%	-11.63%
+0.18%	15.52%	-4.73%	17.15%	+5.28%	16.98%	+4.24%	19.42%	+19.21%
+16.31%	3.62%	+9.37%	3.31%	0.00%	2.87%	-13.29%	3.63%	+9.67%
+1.26%	2.71%	-14.78%	3.51%	+10.38%	3.36%	+5.66%	4.24%	+33.33%
-2.45%	57.26%	+0.90%	55.55%	-2.11%	57.72%	+1.71%	55.17%	-2.78%
-1.14%	42.32%	-1.40%	42.32%	-1.40%	43.67%	+1.75%	43.21%	+0.68%
-13.33%	133	+26.67%	100	-4.76%	89	-15.24%	85	-19.05%
-3.04%	45.66%	-0.76%	46.95%	+2.04%	46.31%	+0.65%	45.35%	-1.43%
-2.26%	72.76%	+0.72%	72.51%	+0.37%	72.20%	-0.06%	70.60%	-2.27%
+0.52%	15.90%	-7.34%	18.22%	+6.18%	17.54%	+2.21%	19.54%	+13.87%

+11.40%	7.40%	-3.01%	13.65%	+78.90%	3.91%	-48.75%	3.00%	-60.68%
+12.12%	6.76%	-2.45%	12.49%	+80.23%	3.47%	-49.93%	2.57%	-62.91%
+5.45%	76.11%	-8.64%	76.64%	-8.01%	91.56%	+9.90%	92.18%	+10.65%
-38.40%	15.91%	+69.26%	13.47%	+43.30%	2.49%	-73.51%	4.04%	-57.02%
+8.33%	0.24%	0.00%	0.28%	+16.67%	0.22%	-8.33%	0.16%	-33.33%
-21.05%	2.92%	+28.07%	1.40%	-38.60%	2.69%	+17.98%	0.94%	-58.77%
0.00%	0.03%	-25.00%	0.05%	+25.00%	0.02%	-50.00%	0.07%	+75.00%
-28.31%	1.98%	-9.59%	5.16%	+135.62%	0.97%	-55.71%	0.82%	-62.56%
+5.49%	2.82%	+10.59%	3.00%	+17.65%	2.05%	-19.61%	1.79%	-29.80%
-7.26%	51.9	+21.55%	54.4	+27.40%	24.8	-41.92%	21.6	-49.41%
+1.19%	26.07%	-3.23%	27.02%	+0.30%	26.69%	-0.93%	29.93%	+11.10%
+13.33%	0.24%	+60.00%	0.14%	-6.67%	0.06%	-60.00%	0.04%	-73.33%
0.00%	0.02%	-33.33%	0.05%	+66.67%	0.02%	-33.33%	0.00%	-100.00%
+21.54%	0.95%	+46.15%	0.73%	+12.31%	0.18%	-72.31%	0.25%	-61.54%
+20.00%	0.04%	-20.00%	0.12%	+140.00%	0.01%	-80.00%	0.01%	-80.00%
+100.00%	0.01%	0.00%	0.01%	0.00%	0.01%	0.00%	0.00%	-100.00%
0.00%	0.09%	+28.57%	0.07%	0.00%	0.07%	0.00%	0.02%	-71.43%
-100.00%	0.01%	0.00%	0.02%	+100.00%	0.00%	-100.00%	0.00%	-100.00%
-25.00%	0.03%	-25.00%	0.08%	+100.00%	0.02%	-50.00%	0.01%	-75.00%
+80.00%	0.09%	+80.00%	0.02%	-60.00%	0.03%	-40.00%	0.01%	-80.00%
+20.00%	0.31%	+55.00%	0.09%	-55.00%	0.15%	-25.00%	0.06%	-70.00%
0.00%	0.01%	0.00%	0.01%	0.00%	0.02%	+100.00%	0.01%	0.00%
0.00%	0.04%	+33.33%	0.02%	-33.33%	0.03%	0.00%	0.01%	-66.67%
0.00%	0.02%	+100.00%	0.00%	-100.00%	0.00%	-100.00%	0.00%	-100.00%
	0.01%		0.00%		0.00%		0.00%	
-33.33%	0.05%	+66.67%	0.02%	-33.33%	0.02%	-33.33%	0.01%	-66.67%
	0.01%		0.01%		0.00%		0.00%	

Percent difference from the benchmark

- Benchmark site values
- -100% to -14.78%
- -14.78% to 0%
- 0% to +2.81%
- +2.81% to +200%

Values represent the normalized difference between a value and a benchmark:
(value - benchmark) / benchmark * 100%

100 North Senate Avenue, IGC N758 Indianapolis, Indiana 46204
www.in.gov/indot/